360iResearch

Airport Baggage Screening Systems Market

Global Forecast 2026-2032

MRR-3C68ED2D0A2F | October 2026

Great Place To Work. Certified FEB 2026-FEB 2027 INDIA

Table of Contents

1. Preface 7
   1.1. Objectives of the Study 7
   1.2. Market Definition 7
   1.3. Market Segmentation & Coverage 8
   1.4. Years Considered for the Study 22
   1.5. Currency Considered for the Study 22
   1.6. Language Considered for the Study 22
   1.7. Key Stakeholders 22
2. Research Methodology 24
   2.1. Introduction 24
   2.2. Research Design 24
      2.2.1. Primary Research 25
      2.2.2. Secondary Research 25
   2.3. Research Framework 26
      2.3.1. Qualitative Analysis 26
      2.3.2. Quantitative Analysis 27
   2.4. Market Size Estimation 27
      2.4.1. Top-Down Approach 27
      2.4.2. Bottom-Up Approach 28
   2.5. Data Triangulation 28
   2.6. Research Outcomes 29
   2.7. Research Assumptions 29
   2.8. Research Limitations 29
3. Executive Summary 31
   3.1. Introduction 31
   3.2. CXO Perspective 31
   3.3. New Revenue Opportunities 32
   3.4. Next-Generation Business Models 33
   3.5. Industry Roadmap 34
4. Market Overview 36
   4.1. Introduction 36
   4.2. Key Growth Contribution 39
   4.3. Industry Ecosystem & Value Chain Analysis 69
      4.3.1. Supply-Side Analysis 70
      4.3.2. Demand-Side Analysis 71
      4.3.3. Stakeholder Analysis 71
   4.4. Market Dynamics 72
      4.4.1. Key Drivers 72
         4.4.1.1. Passenger-preparation benefits support checkpoint modernization 72
         4.4.1.2. Space-constrained renewal pulls integration and automation 73
         4.4.1.3. Training-software approval creates continuing support requirements 73

4.4.2. Key Restraints 74
4.4.2.1. Configuration-specific eligibility limits transferable market access 74
4.4.2.2. Brownfield capital dependencies separate need from commitment 74
4.4.2.3. Funding and workforce complements constrain benefit realization 74
4.4.3. Key Opportunities 75
4.4.3.1. Supported enhancement of retained screening equipment 75
4.4.3.2. Accountable delivery across screening interfaces 75
4.4.3.3. Equipment-specific lifecycle support 75
4.4.3.4. Continuity of approved training software 76
4.4.4. Key Challenges 76
4.4.4.1. Coordinating phased deployment without overstating completion 76
4.4.4.2. Converting multi-vendor positioning into enforceable integration rights 76
4.4.4.3. Making maintenance and parts coverage contractually executable 77
4.4.4.4. Resolving commercial permissions for remote image review 77
4.5. Porter's Five Forces Analysis 78
4.6. PESTLE Analysis 79
4.7. Market Outlook 81
4.7.1. Near-Term Market Outlook (0-2 Years) 81
4.7.2. Medium-Term Market Outlook (3-5 Years) 82
4.7.3. Long-Term Market Outlook (5-10 Years) 82
4.8. Go-to-Market Strategy 83
5. Market Insights 85
5.1. Consumer Insights & End-User Perspective 85
5.2. Consumer Experience Benchmarking 85
5.3. Opportunity Mapping 86
5.4. Distribution Channel Analysis 88
5.5. Pricing Trend Analysis 89
5.6. Regulatory Compliance & Standards Framework 90
5.7. ESG & Sustainability Analysis 91
5.8. Disruption & Risk Scenarios 92
5.9. Return on Investment & Cost-Benefit Analysis 94
6. Cumulative Impact of Artificial Intelligence 2026 96
7. Airport Baggage Screening Systems Market, by Offering 98
7.1. Detection Equipment 104
7.1.1. Baggage Inspection Systems 114
7.1.2. Explosive Trace Detectors 122
7.1.3. Liquid and Bulk Material Analyzers 129
7.2. System Services 137
7.2.1. Maintenance, Repair, and Technical Support 147
7.2.2. Installation, Integration, and Commissioning Services 155
7.2.3. Planning and Engineering Services 163
7.2.4. Equipment Training Services 171
7.3. Replacement Parts and Consumables 179
7.3.1. Replacement Parts and Upgrade Kits 188
7.3.2. Detection Consumables 196

7.4. Screening Automation Equipment 204
7.4.1. Screening Lanes and Tray-Return Systems 212
7.4.2. Screening Conveyors and Sortation Equipment 219
7.5. Screening Software 227
7.5.1. Image Review and Management Software 236
7.5.2. Automated Threat Detection Software 244
7.5.3. Screening Connectivity and Fleet Management Software 252
7.5.4. Screener Training and Quality Assurance Software 260
8. Airport Baggage Screening Systems Market, by Detection Platform 269
8.1. X-Ray Computed Tomography 281
8.2. Projection X-Ray Imaging 289
8.2.1. Multiview X-Ray Imaging 298
8.2.2. Single-View X-Ray Imaging 305
8.3. Ion Mobility Spectrometry 313
8.4. Raman Spectroscopy 321
8.5. Dielectric and Microwave Analysis 328
8.6. X-Ray Diffraction 335
8.7. Integrated Multimodal Detection 344
8.8. Fluorescence Detection 351
8.9. Chemiluminescence Detection 358
8.10. Thermo-Redox Detection 366
8.11. Magnetic Resonance 374
8.12. Mass Spectrometry 383
9. Airport Baggage Screening Systems Market, by Interoperability Architecture 392
9.1. Vendor-Specific Integration 399
9.2. Closed Proprietary Architecture 408
9.3. Open Standards-Based Interoperability 417
10. Airport Baggage Screening Systems Market, by Screening Application 426
10.1. Passenger Checked Baggage Screening 433
10.2. Passenger Cabin Baggage Screening 441
10.3. Non-Passenger Property Screening 448
10.4. Customs and Border Baggage Inspection 456
10.5. Terminal-Entrance Baggage Screening 464
11. Airport Baggage Screening Systems Market, by Purchasing Organization 472
11.1. Airport and Terminal Operators 479
11.2. Public Aviation Security Agencies 488
11.3. Customs and Border Authorities 496
11.4. Airlines 504
11.5. Contract Screening Operators 512
12. Airport Baggage Screening Systems Market, by System Integration 520
12.1. Baggage Handling-Integrated Systems 526
12.2. Checkpoint Lane-Integrated Systems 534

12.3. Standalone Screening Systems....542
13. Airport Baggage Screening Systems Market, by Image Review Location....552
13.1. On-Site Remote Image Review....561
13.2. Local Image Review....569
13.3. Hybrid Image Review....578
13.4. Off-Site Remote Image Review....586
14. Airport Baggage Screening Systems Market, by Procurement Channel....595
14.1. Direct Technology Suppliers....602
14.2. Systems Integration Primes....610
14.3. Independent Technical Service Providers....618
14.4. Distributors and Resellers....627
15. Airport Baggage Screening Systems Market, by Investment Purpose....635
15.1. System Replacement....641
15.2. New Installations and Capacity Expansion....649
15.3. Retrofits and Upgrades....658
16. Airport Baggage Screening Systems Market, by Region....668
16.1. North America....676
16.2. Europe....712
16.3. Asia-Pacific....750
16.4. Middle East....787
16.5. Latin America....823
16.6. Africa....859
17. Airport Baggage Screening Systems Market, by Group....896
17.1. NATO....901
17.2. G7....940
17.3. European Union....977
17.4. BRICS....1014
17.5. ASEAN....1050
17.6. GCC....1086
18. Airport Baggage Screening Systems Market, by Country....1123
18.1. United States....1131
18.2. China....1167
18.3. United Kingdom....1201
18.4. Spain....1236
18.5. Germany....1272
18.6. India....1308
18.7. Japan....1343
18.8. Italy....1378
18.9. France....1414
18.10. Canada....1450
18.11. Australia....1485
18.12. Brazil....1520

18.13. South Korea 1555
18.14. Mexico 1590
18.15. Russia 1625
19. Competitive Landscape 1661
19.1. Market Share Analysis, 2025 1661
19.2. Market Concentration Analysis, 2025 1672
19.3. Recent Developments & Impact Analysis, 2025 1675
19.4. Product Portfolio Analysis, 2025 1677
19.5. Benchmarking Analysis, 2025 1684
20. Company Profiles 1689
20.1. Smiths Detection 1689
20.2. Analogic Corporation 1690
20.3. Rapiscan Systems 1691
20.4. Nuctech 1692
20.5. SureScan Corporation 1693
20.6. Vanderlande 1694
20.7. SeeTrue 1695
20.8. Bruker 1696
20.9. K'(Prime) Technologies Inc. 1697
20.10. Brock Solutions 1698
20.11. K2 Security Screening Group 1699
20.12. SEGMAN S.A. DE C.V. 1700
20.13. Agilent Technologies 1701
20.14. Westminster Group Plc 1702
20.15. Micro-X Limited 1703
20.16. Point FWD 1704
21. Companies Covered 1706
22. Key Experts 1730

1. Preface

1.1. Objectives of the Study

- Which purchasing organization controls selection, approval, and delivery responsibilities for each screening application, and how do the roles of Airport and Terminal Operators, Public Aviation Security Agencies, Customs and Border Authorities, Airlines, and Contract Screening Operators differ?
- Which suppliers document commercial participation in the included equipment, software, services, parts, and consumables, and what ownership, licensing, distribution, or support rights distinguish their roles from broader aviation-security portfolio claims?
- What jurisdiction-specific authorizations, procurement eligibility conditions, buyer qualifications, and delivery commitments must be established before an offering can be considered accessible to a particular airport purchaser?
- How do interoperability architecture, system integration, image-review location, software rights, and maintenance obligations affect supplier switching, upgrade choices, and allocation of responsibility across the screening system?
- What distinguishes the commercial requirements of New Installations and Capacity Expansion, System Replacement, and Retrofits and Upgrades, including integration with existing assets and continuity of the airport's screening activity?
- When do Direct Technology Suppliers, Distributors and Resellers, Systems Integration Primes, or Independent Technical Service Providers offer a suitable procurement relationship, and which rights, warranties, and delivery obligations must be confirmed for that route?
- How should buyers compare lifecycle commitments involving integration, software licensing, maintenance, replacement support, and equipment training, while distinguishing documented capabilities from unverified claims of equivalence or operational benefit?

1.2. Market Definition

Airport Baggage Screening Systems encompasses commercial offerings for the inspection of baggage and other included property in airport security and customs-and-border settings. The Global study covers Detection Equipment, Screening Automation Equipment, Screening Software, System Services, and Replacement Parts and Consumables, including separately supplied and bundled offerings.

The application boundary includes Passenger Cabin Baggage Screening, Passenger Checked Baggage Screening, Terminal-Entrance Baggage Screening, Non-Passenger Property Screening, and Customs and Border Baggage Inspection. Standalone systems, checkpoint lane-integrated systems, and baggage handling-integrated systems are included, as are local, on-site remote, off-site remote, and hybrid image-review arrangements. The purchasing

boundary encompasses the airport, public-agency, airline, customs-and-border, and contract-operator categories established in the study.

The value chain extends from the included technology and software offerings through their distribution, integration, training, maintenance, and replacement support. General-purpose upstream manufacturing, unrelated airport infrastructure, person-only screening, and routine security staffing are adjacent activities rather than the studied offering. Screening-related automation, technical services, equipment training, parts, and consumables remain included; a supplier's broader airport portfolio does not automatically bring its other activities within this market.

1.3. Market Segmentation & Coverage

Offering distinguishes what is supplied and supported. Detection Equipment includes Baggage Inspection Systems, Liquid and Bulk Material Analyzers, and Explosive Trace Detectors. Screening Automation Equipment includes Screening Lanes and Tray-Return Systems and Screening Conveyors and Sortation Equipment. Screening Software includes Automated Threat Detection Software, Image Review and Management Software, Screening Connectivity and Fleet Management Software, and Screener Training and Quality Assurance Software. System Services includes Planning and Engineering Services; Installation, Integration, and Commissioning Services; Maintenance, Repair, and Technical Support; and Equipment Training Services. Replacement Parts and Consumables includes Replacement Parts and Upgrade Kits and Detection Consumables. These distinctions support comparison of equipment delivery and continuing commercial commitments without presuming that each element is separately contracted.

Detection Platform includes Projection X-Ray Imaging, with Single-View X-Ray Imaging and Multiview X-Ray Imaging; X-Ray Computed Tomography; X-Ray Diffraction; Ion Mobility Spectrometry; Mass Spectrometry; Raman Spectroscopy; Dielectric and Microwave Analysis; Magnetic Resonance; Fluorescence Detection; Chemiluminescence Detection; Thermo-Redox Detection; and Integrated Multimodal Detection. This axis organizes the accepted technology categories for commercial comparison without implying equivalent authorization, suitability, or supplier capability.

Interoperability Architecture includes Closed Proprietary Architecture, Vendor-Specific Integration, and Open Standards-Based Interoperability. It frames questions concerning integration responsibility, interface rights, licensing dependencies, and supplier switching. Category inclusion does not itself establish a particular product's compatibility or a buyer's contractual right to substitute another supplier.

Screening Application includes Passenger Cabin Baggage Screening, Passenger Checked Baggage Screening, Terminal-Entrance Baggage Screening, Non-Passenger Property Screening, and Customs and Border Baggage Inspection. This axis preserves the purchasing and eligibility context of each use rather than treating evidence from one application as transferable to every other application.

Purchasing Organization includes Airport and Terminal Operators, Public Aviation Security Agencies, Customs and Border Authorities, Airlines, and Contract Screening Operators. It

separates the identity of the purchaser from the application and technology, allowing the study to examine who selects, contracts for, and bears responsibility for an offering.

System Integration includes Standalone Screening Systems, Checkpoint Lane-Integrated Systems, and Baggage Handling-Integrated Systems. This axis distinguishes the scope of supply and the interfaces for which commercial responsibility must be established; it does not expand the study to unrelated baggage-handling or terminal infrastructure.

Image Review Location includes Local Image Review, On-Site Remote Image Review, Off-Site Remote Image Review, and Hybrid Image Review. The axis separates location-related contracting, software, connectivity, and accountability questions without assuming that a permission or delivery arrangement applies across jurisdictions.

Procurement Channel includes Direct Technology Suppliers, Distributors and Resellers, Systems Integration Primes, and Independent Technical Service Providers. It distinguishes the contracting route from the origin of the technology and focuses attention on channel rights, delivery obligations, warranties, and continuing support authority.

Investment Purpose includes New Installations and Capacity Expansion, System Replacement, and Retrofits and Upgrades. It distinguishes the buyer's investment objective so that a complete new system, replacement procurement, and modification of an existing installation are not treated as the same commercial proposition.

These root axes are independent analytical lenses within the same Global market. They support cross-classification, not addition across axes, and do not independently establish deployment, market access, or commercial attractiveness.

Table 1. Global Airport Baggage Screening Systems Market Segmentation & Coverage

Segmentation	Coverage

Detection Platform	• X-Ray Computed Tomography
	• Projection X-Ray Imaging
	  o Multiview X-Ray Imaging
	  o Single-View X-Ray Imaging
	• Ion Mobility Spectrometry
	• Raman Spectroscopy
	• Dielectric and Microwave Analysis
	• X-Ray Diffraction
	• Integrated Multimodal Detection
	• Fluorescence Detection
	• Chemiluminescence Detection
	• Thermo-Redox Detection
	• Magnetic Resonance
	• Mass Spectrometry

Image Review Location	• On-Site Remote Image Review • Local Image Review • Hybrid Image Review • Off-Site Remote Image Review

Table 1 - continued

Segmentation	Coverage
Interoperability Architecture	• Vendor-Specific Integration • Closed Proprietary Architecture • Open Standards-Based Interoperability
Investment Purpose	• System Replacement • New Installations and Capacity Expansion • Retrofits and Upgrades

Offering	• Detection Equipment
	  o Baggage Inspection Systems
	  o Explosive Trace Detectors
	  o Liquid and Bulk Material Analyzers
	• System Services
	  o Maintenance, Repair, and Technical Support
	  o Installation, Integration, and Commissioning Services
	  o Planning and Engineering Services
	  o Equipment Training Services
	• Replacement Parts and Consumables
	  o Replacement Parts and Upgrade Kits
	  o Detection Consumables
	• Screening Automation Equipment
	  o Screening Lanes and Tray-Return Systems
	  o Screening Conveyors and Sortation Equipment
	• Screening Software
	  o Image Review and Management Software
	  o Automated Threat Detection Software
	  o Screening Connectivity and Fleet Management Software
	  o Screener Training and Quality Assurance Software

Procurement Channel	• Direct Technology Suppliers • Systems Integration Primes • Independent Technical Service Providers • Distributors and Resellers
Purchasing Organization	• Airport and Terminal Operators • Public Aviation Security Agencies • Customs and Border Authorities • Airlines • Contract Screening Operators
Screening Application	• Passenger Checked Baggage Screening • Passenger Cabin Baggage Screening • Non-Passenger Property Screening • Customs and Border Baggage Inspection • Terminal-Entrance Baggage Screening
System Integration	• Baggage Handling-Integrated Systems • Checkpoint Lane-Integrated Systems • Standalone Screening Systems

Sources & Evidence

1. **Aviation security screening approved equipment list**

   · Taxonomy evidence: The inspected collection retains hold-baggage EDS and cabin-baggage EDSCB categories, with EDS guidance dated September xx.xx 2026 and EDSCB guidance dated June xx.xx 2026. These are UK category records, not global sales classifications. ([gov.uk](https://www.gov.uk/government/collections/aviation-security-screening-approved-equipment-list))

   · Taxonomy evidence: The collection identifies hold-baggage EDS, cabin-baggage EDSCB, and conventional X-ray equipment as baggage-screening equipment classes. ([gov.uk](https://www.gov.uk/government/collections/aviation-security-screening-approved-equipment-list))

   · Taxonomy evidence: The collection identifies LEDS for cabin baggage, with its linked guidance dated October xx.xx 2026. It does not establish the entire solid/powder analyzer extension. ([gov.uk](https://www.gov.uk/government/collections/aviation-security-screening-approved-equipment-list))

   · Taxonomy evidence: Liquid explosive detection systems are separately identified for cabin-baggage screening; this directly supports the liquid-analyzer portion of the offering. ([gov.uk](https://www.gov.uk/government/collections/aviation-security-screening-approved-equipment-list))

   · Taxonomy evidence: ETD remains identified for hold and cabin baggage; the linked ETD guidance is dated June xx.xx 2026. Shared people-screening attribution is not resolved. ([gov.uk](https://www.gov.uk/government/collections/aviation-security-screening-approved-equipment-list))

   · Taxonomy evidence: ETD equipment is explicitly identified for hold- and cabin-baggage screening, establishing an in-scope trace-detector category. ([gov.uk](https://www.gov.uk/government/collections/aviation-security-screening-approved-equipment-list))

   · Taxonomy evidence: The collection retains an ETD third-party-consumables publication dated March xx.xx 2026, independently distinguishing dedicated consumables from finished instruments. ([gov.uk](https://www.gov.uk/government/collections/aviation-security-screening-approved-equipment-list))

   · Taxonomy evidence: The collection separately recognizes approved ETD consumables. Attribution to baggage rather than shared people-screening use still requires allocation. ([gov.uk](https://www.gov.uk/government/collections/aviation-security-screening-approved-equipment-list))

   · Taxonomy evidence: TIP library software remains separately listed, with guidance dated September xx.xx 2026; this does not establish standalone transaction values. ([gov.uk](https://www.gov.uk/government/collections/aviation-security-screening-approved-equipment-list))

   · Taxonomy evidence: The official equipment collection distinguishes baggage explosive-detection systems, liquid explosive detectors, and explosive-trace equipment from people-screening categories. This supports distinct detector offerings, not a technology-only partition. ([gov.uk](https://www.gov.uk/government/collections/aviation-security-screening-approved-equipment-list))

2. CATSA 2025 Annual Report - Notes to the Financial Statements

· Taxonomy evidence: The 2025 financial-statement notes separately identify screening labor, trace/consumables, equipment maintenance/spare parts, and intangible assets, supporting their economic distinction without supplying baggage-only allocations. ([catsa-acsta.gc.ca](https://www.catsa-acsta.gc.ca/en/publications/2025-annual-report/notes-financial-statements))

· Taxonomy evidence: Reported expense and commitment categories include spare parts and trace consumables, supporting aftermarket activity rather than an equipment-only boundary. ([catsa-acsta.gc.ca](https://www.catsa-acsta.gc.ca/en/publications/2025-annual-report/notes-financial-statements))

· Taxonomy evidence: Equipment maintenance and spare parts appear in expenses and vendor commitments. Parts are combined with maintenance; physical upgrade kits and baggage-only amounts are not separately established. ([catsa-acsta.gc.ca](https://www.catsa-acsta.gc.ca/en/publications/2025-annual-report/notes-financial-statements))

· Taxonomy evidence: Trace and consumables appear as an expense category, but their property-screening allocation is not disclosed here. ([catsa-acsta.gc.ca](https://www.catsa-acsta.gc.ca/en/publications/2025-annual-report/notes-financial-statements))

· Taxonomy evidence: The notes describe vendor commitments for screening-equipment maintenance and spare parts, independently corroborating technical lifecycle spending. ([catsa-acsta.gc.ca](https://www.catsa-acsta.gc.ca/en/publications/2025-annual-report/notes-financial-statements))

· Taxonomy evidence: Separately acquired software licenses are capitalized; this accounting policy does not identify baggage-specific software functions or purchases. ([catsa-acsta.gc.ca](https://www.catsa-acsta.gc.ca/en/publications/2025-annual-report/notes-financial-statements))

3. Open Architecture for Airport Security Systems, Second Edition

- Taxonomy evidence: The jointly prepared guidance explicitly includes automated tray return, baggage-handling systems, and conveyors supporting X-ray equipment as hardware building blocks. This establishes screening-support functions, not inclusion of whole baggage-handling projects. ([aci-europe.org](https://aci-europe.org/downloads/resources/Open%20Architecture%20for%20Airport%20Security%20Systems%202nd%20Edition.pdf))
- Taxonomy evidence: Screening-support conveyors are expressly recognized. Separately purchasable conveyor/reject-sortation values remain a transaction-level gap. ([aci-europe.org](https://aci-europe.org/downloads/resources/Open%20Architecture%20for%20Airport%20Security%20Systems%202nd%20Edition.pdf))
- Taxonomy evidence: Software building blocks include viewing stations, image distribution/multiplexing, and data storage, distinguishing image-review/management functions from sensing hardware. ([aci-europe.org](https://aci-europe.org/downloads/resources/Open%20Architecture%20for%20Airport%20Security%20Systems%202nd%20Edition.pdf))
- Taxonomy evidence: The guidance addresses sharing screening data across equipment and applications, supporting the image-data-management function but not a standalone image-review purchase. ([aci-europe.org](https://aci-europe.org/downloads/resources/Open%20Architecture%20for%20Airport%20Security%20Systems%202nd%20Edition.pdf))
- Taxonomy evidence: Control/monitoring, management tools, reporting, and predictive maintenance are identified functions. Their separate commercial allocation is not established by the framework. ([aci-europe.org](https://aci-europe.org/downloads/resources/Open%20Architecture%20for%20Airport%20Security%20Systems%202nd%20Edition.pdf))
- Taxonomy evidence: Security-equipment control, monitoring, data sharing, and user administration are identified as distinct architectural functions. This supports connectivity and management functionality, not transaction pricing. ([aci-europe.org](https://aci-europe.org/downloads/resources/Open%20Architecture%20for%20Airport%20Security%20Systems%202nd%20Edition.pdf))
- Taxonomy evidence: The framework distinguishes integration from interoperability and permits identified partial compliance. It therefore does not justify classifying a whole purchase as open from one format claim. ([aci-europe.org](https://aci-europe.org/downloads/resources/Open%20Architecture%20for%20Airport%20Security%20Systems%202nd%20Edition.pdf))
- Taxonomy evidence: The joint guidance distinguishes proprietary end-to-end integration from interoperability using documented interfaces and standards. The proposed three-part partition is an analytical application, not a published certification scheme. ([aci-europe.org](https://aci-europe.org/downloads/resources/Open%20Architecture%20for%20Airport%20Security%20Systems%202nd%20Edition.pdf))
- Taxonomy evidence: The discussion of proprietary systems and barriers supports the closed-architecture concept; it does not identify the contractual restrictions of individual purchases. ([aci-europe.org](https://aci-europe.org/downloads/resources/Open%20Architecture%20for%20Airport%20Security%20Systems%202nd%20Edition.pdf))
- Taxonomy evidence: The guidance distinguishes integration from interoperable component connections. Vendor-specific integration is an inferred intermediate commercial category requiring configuration evidence. ([aci-europe.org](https://aci-europe.org/downloads/resources/Open%20Architecture%20for%20Airport%20Security%20Systems%202nd%20Edition.pdf))
- Taxonomy evidence: Open architecture is associated with available, documented interfaces and standards-based exchange; partial compliance is possible and must be identified. ([aci-europe.org](https://aci-europe.org/downloads/resources/Open%20Architecture%20for%20Airport%20Security%20Systems%202nd%20Edition.pdf))

4. Procurement of Next Generation Security Checkpoint Equipment - Contract Award Notice
   - Taxonomy evidence: The airport's November xx.xx 2022 award notice describes an integrated CT, tray-return, and central-image solution. Naming the contracting equipment supplier alone does not resolve direct-supply versus integration-prime classification under the retained contractual-role rule; further responsibility evidence is required. ([sell2wales.gov.wales](https://www.sell2wales.gov.wales/search/show/search_view.aspx?ID=NOV417275))
   - Taxonomy evidence: Central image processing is an explicit component of the awarded package, corroborating purchased image-review functionality but not an independently priced license. ([sell2wales.gov.wales](https://www.sell2wales.gov.wales/search/show/search_view.aspx?ID=NOV417275))
   - Taxonomy evidence: The notice specifies central image-processing capability without stating the interpretation room's physical location; centralized processing cannot alone establish local, on-site remote, or off-site allocation. ([sell2wales.gov.wales](https://www.sell2wales.gov.wales/search/show/search_view.aspx?ID=NOV417275))
   - Taxonomy evidence: Central image-processing capability is expressly included in the awarded screening-system package, supporting image-review functionality as a commercial procurement distinction; the notice does not specify the review room's location. ([sell2wales.gov.wales](https://www.sell2wales.gov.wales/search/show/search_view.aspx?ID=NOV417275))
   - Taxonomy evidence: The contract concluded October xx.xx 2022 procured an integrated cabin-baggage screening solution combining CT scanners, automated tray return, and central image-processing capability. The award establishes purchased scope, not completed installation. ([sell2wales.gov.wales](https://www.sell2wales.gov.wales/search/show/search_view.aspx?ID=NOV417275))
   - Taxonomy evidence: The airport's award names Rapiscan Systems Limited as the contracting supplier for equipment delivery, installation, optimization, and commissioning. ([sell2wales.gov.wales](https://www.sell2wales.gov.wales/search/show/search_view.aspx?ID=NOV417275))
5. GETS - Civil Aviation Authority - Holdstow Baggage Screening Equipment, RFx 33811330
   - Taxonomy evidence: The official record identifies the Civil Aviation Authority as the procuring agency and now displays Tender Closed, with a May xx.xx 2026 closing date. Its intended June award is not evidence of a completed award. ([gets.govt.nz](https://www.gets.govt.nz/CAA/ExternalTenderDetails.htm?id=xx.xx))
   - Taxonomy evidence: The Civil Aviation Authority of New Zealand's March xx.xx 2026 RFP requests hold-baggage explosive-detection equipment and supporting maintenance. This independently establishes a public aviation body's procurement role; its intended award date does not establish that an award occurred. ([gets.govt.nz](https://www.gets.govt.nz/CAA/ExternalTenderDetails.htm?id=xx.xx))
   - Taxonomy evidence: The March xx.xx 2026 RFP explicitly seeks CT explosive-detection systems for hold baggage, independently linking the purchased platform and baggage context. ([gets.govt.nz](https://www.gets.govt.nz/CAA/ExternalTenderDetails.htm?id=xx.xx))
   - Taxonomy evidence: Hold baggage is the stated application; the future installation intention does not establish delivered base-year sales. ([gets.govt.nz](https://www.gets.govt.nz/CAA/ExternalTenderDetails.htm?id=xx.xx))
   - Taxonomy evidence: A supporting maintenance and support agreement is expressly required alongside the detector procurement. ([gets.govt.nz](https://www.gets.govt.nz/CAA/ExternalTenderDetails.htm?id=xx.xx))
6. SriLankan Airlines - Invitation for Supply, Installation, Commissioning and Maintenance of Dual View Heavy and Medium X-Ray Machines, Reference 202130407
   - Taxonomy evidence: The purchaser-issued invitation expressly allows an authorized original-equipment-manufacturer agent to bid with manufacturer authorization. This independently establishes an indirect equipment-supply form, not an award, current appointment, or standalone software-resale transaction. ([srilankan.com](https://www.srilankan.com/download/tender/TN-Invitationforsubmiss-xx.xx.pdf))
   - Taxonomy evidence: Tender reference xx.xx is issued on behalf of SriLankan Airlines for supply and maintenance of heavy cargo and medium cargo/baggage X-ray machines, with airport and transfer-baggage locations in the requirements. It establishes an airline purchasing context, not a completed award, passenger-baggage-only allocation or 2025 spending. ([srilankan.com](https://www.srilankan.com/download/tender/TN-Invitationforsubmiss-xx.xx.pdf))

7. EMSD Provides Comprehensive Support for Terminal 2 Commissioning - VoiceLink, Issue 79, June 2026
   - Taxonomy evidence: The June 2026 government account places baggage/parcel X-ray procurement and installation for Customs and Excise within Terminal xx.xx facilities that commenced operation on May xx.xx 2026. This strengthens the dated airport-customs context but does not isolate baggage expenditure. ([wcms.emsd.gov.hk](https://wcms.emsd.gov.hk/minisites/voice/en/issue79/en/text/article5.html))
   - Taxonomy evidence: The June 2026 government report describes baggage-inspection X-ray equipment procured and installed for the Customs and Excise Department at Hong Kong International Airport Terminal xx.xx. This supports an airport customs-inspection application distinct from passenger aviation-security screening, but does not isolate baggage spending from parcels and other equipment. ([wcms.emsd.gov.hk](https://wcms.emsd.gov.hk/minisites/voice/en/issue79/en/text/article5.html))
   - Taxonomy evidence: EMSD is described as assisting Customs and Excise with procurement and installation. The client/technical-agent distinction is documented, but the final capital-budget holder is not expressly identified. ([wcms.emsd.gov.hk](https://wcms.emsd.gov.hk/minisites/voice/en/issue79/en/text/article5.html))
   - Taxonomy evidence: The report identifies Customs and Excise as the client and EMSD as providing procurement and installation assistance. It supports distinguishing a border authority's commissioning context from its technical procurement agent, but does not expressly identify the final capital-budget holder. ([wcms.emsd.gov.hk](https://wcms.emsd.gov.hk/minisites/voice/en/issue79/en/text/article5.html))
8. International Remote Baggage Screening - Pacific Northwest National Laboratory
   - Taxonomy evidence: The public laboratory describes checked-baggage images acquired abroad and reviewed by U.S. border/security officers before arrival, including completed pilots. This supports a cross-site review configuration, not an unrestricted commercial primary-screening deployment or separately attributable system revenue. ([pnnl.gov](https://www.pnnl.gov/projects/international-remote-baggage-screening))
   - Taxonomy evidence: The public laboratory describes transmission of checked-baggage images from international departure airports for remote U.S. review and reports completed pilots. This establishes cross-site review configurations, not separately attributable commercial system revenue. ([pnnl.gov](https://www.pnnl.gov/projects/international-remote-baggage-screening))
   - Taxonomy evidence: The account links image review to both CBP and TSA and describes cloud-based integrations. Physical review location must therefore be classified separately from agency mission and from whether a system uses centralized image processing. ([pnnl.gov](https://www.pnnl.gov/projects/international-remote-baggage-screening))

9. CATSA Corporate Plan 2025-26 to 2029-30 Summary - Financial Overview

- Taxonomy evidence: The capital-plan paragraph mentioning detection-algorithm and hardware improvements explicitly concerns full-body scanners. It cannot establish baggage detection-software upgrade demand; that previous binding is narrowed. ([catsa-acsta.gc.ca](https://www.catsa-acsta.gc.ca/en/publications/corporate-plan-2025-xx.xx-2029-xx.xx/financial-overview))
- Taxonomy evidence: The plan identifies ongoing upgrades to screening equipment with detection algorithms. It supports upgrade demand, not an assumption that all algorithm value is separately licensed. ([catsa-acsta.gc.ca](https://www.catsa-acsta.gc.ca/en/publications/corporate-plan-2025-xx.xx-2029-xx.xx/financial-overview))
- Taxonomy evidence: The same body-scanner-specific upgrade passage does not establish a retained-baggage-system retrofit transaction. Baggage-related expansion and replacement passages do not independently prove this separate retained-asset category. ([catsa-acsta.gc.ca](https://www.catsa-acsta.gc.ca/en/publications/corporate-plan-2025-xx.xx-2029-xx.xx/financial-overview))
- Taxonomy evidence: The plan expressly includes upgrading existing screening equipment with newer detection algorithms, supporting enhancement of retained systems. ([catsa-acsta.gc.ca](https://www.catsa-acsta.gc.ca/en/publications/corporate-plan-2025-xx.xx-2029-xx.xx/financial-overview))
- Taxonomy evidence: The inspected plan supports baggage capacity expansion and equipment replacement, but its algorithm-enhancement example is outside the baggage boundary; it does not fully verify all three investment-purpose peers. ([catsa-acsta.gc.ca](https://www.catsa-acsta.gc.ca/en/publications/corporate-plan-2025-xx.xx-2029-xx.xx/financial-overview))
- Taxonomy evidence: The capital plan separately discusses additional screening capacity, equipment replacement, and upgrades to existing equipment, supporting an investment-purpose partition. Planned expenditure is not treated as realized sales. ([catsa-acsta.gc.ca](https://www.catsa-acsta.gc.ca/en/publications/corporate-plan-2025-xx.xx-2029-xx.xx/financial-overview))
- Taxonomy evidence: The capital plan distinguishes existing single-view and multiview X-ray equipment from CT replacement, providing demand-side support for a projection-imaging family. ([catsa-acsta.gc.ca](https://www.catsa-acsta.gc.ca/en/publications/corporate-plan-2025-xx.xx-2029-xx.xx/financial-overview))
- Taxonomy evidence: The plan explicitly identifies single-view X-ray machines as a replacement population. ([catsa-acsta.gc.ca](https://www.catsa-acsta.gc.ca/en/publications/corporate-plan-2025-xx.xx-2029-xx.xx/financial-overview))
- Taxonomy evidence: Multiview X-ray versions are identified as planned replacements for single-view equipment in specified airport screening contexts. ([catsa-acsta.gc.ca](https://www.catsa-acsta.gc.ca/en/publications/corporate-plan-2025-xx.xx-2029-xx.xx/financial-overview))
- Taxonomy evidence: CT X-rays are separately identified in the pre-board equipment replacement program, establishing a commercial purchasing distinction from projection equipment. ([catsa-acsta.gc.ca](https://www.catsa-acsta.gc.ca/en/publications/corporate-plan-2025-xx.xx-2029-xx.xx/financial-overview))
- Taxonomy evidence: The plan includes additional screening equipment and expansion of existing hold-baggage screening capacity. ([catsa-acsta.gc.ca](https://www.catsa-acsta.gc.ca/en/publications/corporate-plan-2025-xx.xx-2029-xx.xx/financial-overview))
- Taxonomy evidence: The plan identifies replacement of existing checkpoint X-ray equipment with CT and renewal of assets reaching the end of their useful lives. ([catsa-acsta.gc.ca](https://www.catsa-acsta.gc.ca/en/publications/corporate-plan-2025-xx.xx-2029-xx.xx/financial-overview))

10. Airport Security Equipment for Doncaster Sheffield Airport.
    - Taxonomy evidence: The August xx.xx 2025 preliminary procurement identifies tray-return systems separately from screening machines. It establishes intended purchasing categories, not an awarded or delivered sale. ([find-tender.service.gov.uk](https://www.find-tender.service.gov.uk/Notice/xx.xx-2025?origin=SearchResults&p=xx.xx))
    - Taxonomy evidence: The proposed procurement includes software licenses alongside equipment and services, supporting software as an identifiable purchasing component without establishing every functional software subclass. ([find-tender.service.gov.uk](https://www.find-tender.service.gov.uk/Notice/xx.xx-2025?origin=SearchResults&p=xx.xx))
    - Taxonomy evidence: Installation, ongoing maintenance, and training are explicitly included in the proposed contract scope, distinct from equipment supply. ([find-tender.service.gov.uk](https://www.find-tender.service.gov.uk/Notice/xx.xx-2025?origin=SearchResults&p=xx.xx))
    - Taxonomy evidence: Installation is an explicit prospective service deliverable; the notice does not prove completed installation. ([find-tender.service.gov.uk](https://www.find-tender.service.gov.uk/Notice/xx.xx-2025?origin=SearchResults&p=xx.xx))
    - Taxonomy evidence: Ongoing equipment maintenance is included as a prospective contract service. ([find-tender.service.gov.uk](https://www.find-tender.service.gov.uk/Notice/xx.xx-2025?origin=SearchResults&p=xx.xx))
    - Taxonomy evidence: Training is included with the proposed equipment contracts, supporting an equipment-associated training service rather than screening-officer staffing. ([find-tender.service.gov.uk](https://www.find-tender.service.gov.uk/Notice/xx.xx-2025?origin=SearchResults&p=xx.xx))
11. Smart Security Guidance Document - Cabin Baggage Screening (2019)
    - Taxonomy evidence: The guidance distinguishes single-view, dual/multiview, and computed-tomography equipment, while treating detection algorithms as equipment intelligence rather than separate imaging modalities. Its 2019 maturity observations are historical. ([store.aci.aero](https://store.aci.aero/wp-content/uploads/2019/xx.xx/Smart-Security-Cabin-Baggage-Screening_2019.pdf?_cldee=AjxdtOqtLf7W_ZF84_jihyK3eMUGWY7tCnaqBNxE1JbGVj5__s_TKT3exxYt_KCo&esid=2a8c150d-5c6f-4b7d-b5fc-e9fbe332494e&recipientid=lead-dc237e2665ccec11a7b5000d3a848411-c9ddf21e8a604678b0bdcf85d521a454))
    - Taxonomy evidence: Single- and multiview equipment produce projection views, whereas CT is described separately as tomographic imaging. This supports the projection-versus-CT classification rule. ([store.aci.aero](https://store.aci.aero/wp-content/uploads/2019/xx.xx/Smart-Security-Cabin-Baggage-Screening_2019.pdf?_cldee=AjxdtOqtLf7W_ZF84_jihyK3eMUGWY7tCnaqBNxE1JbGVj5__s_TKT3exxYt_KCo&esid=2a8c150d-5c6f-4b7d-b5fc-e9fbe332494e&recipientid=lead-dc237e2665ccec11a7b5000d3a848411-c9ddf21e8a604678b0bdcf85d521a454))
    - Taxonomy evidence: The equipment-intelligence section treats algorithmic image analysis and automated target recognition as functions that support or automate screening decisions. This supports the software function, not standalone pricing. ([store.aci.aero](https://store.aci.aero/wp-content/uploads/2019/xx.xx/Smart-Security-Cabin-Baggage-Screening_2019.pdf?_cldee=AjxdtOqtLf7W_ZF84_jihyK3eMUGWY7tCnaqBNxE1JbGVj5__s_TKT3exxYt_KCo&esid=2a8c150d-5c6f-4b7d-b5fc-e9fbe332494e&recipientid=lead-dc237e2665ccec11a7b5000d3a848411-c9ddf21e8a604678b0bdcf85d521a454))
12. ASTM E2520-26 - Standard Practice for Measuring and Scoring Performance of Trace Explosive Chemical Detectors
    - Taxonomy evidence: The publicly available scope of ASTM E2520-xx.xx identifies ion mobility spectrometry as a trace-detector technology. This establishes platform terminology, not airport approval, deployment, or sales. ([store.astm.org](https://store.astm.org/e2520-xx.xx.html))
    - Taxonomy evidence: The same standards scope explicitly identifies mass spectrometry as a trace-detector technology distinct from IMS. Airport-specific commercial attribution remains a separate evidence requirement. ([store.astm.org](https://store.astm.org/e2520-xx.xx.html))

13. X-Ray Diffraction: Introducing a new era in threat detection

    · Taxonomy evidence: CEA-Leti's July xx.xx 2024 account identifies an X-ray-diffraction module in the marketed SDX xx.xx XDi airport baggage scanner. It establishes a commercial platform introduction, not delivered airport sales or regulatory authorization.
    ([leti-cea.com](https://www.leti-cea.com/cea-tech/leti/english/Pages/What%27s-On/News/smiths-detection.aspx))

14. CEP implements testing of APIDS and EVD, extending the programme to nine categories of security equipment

    · Taxonomy evidence: ECAC's February 2023 notice recognizes Automated Prohibited Item Detection Systems as a distinct security-equipment evaluation category. Category recognition does not establish authorization or sales for any particular implementation.
    ([ecac-ceac.org](https://www.ecac-ceac.org/news/cep-implements-testing-of-apids-and-evd-extending-the-programme-to-nine-categories-of-security-equipment))

15. Threat image projection (TIP) library software

    · Taxonomy evidence: The official TIP publication identifies an approved library of fictional threat images for aviation screening equipment and requires machine/library compatibility checks. This supports a dedicated image-training and quality-assurance software category.
    ([gov.uk](https://www.gov.uk/government/publications/threat-image-projection-library-software))

16. CATSA Functions, Programs and Activities

    · Taxonomy evidence: CATSA defines hold-baggage activities as including equipment purchase and integration into airport baggage-handling systems. This supports the integration-service category.
    ([catsa-acsta.gc.ca](https://www.catsa-acsta.gc.ca/en/publications/catsa-functions-programs-and-activities))

    · Taxonomy evidence: Equipment maintenance is explicitly included in CATSA's hold-baggage activity boundary.
    ([catsa-acsta.gc.ca](https://www.catsa-acsta.gc.ca/en/publications/catsa-functions-programs-and-activities))

    · Taxonomy evidence: The hold-baggage activity definition includes management of screening-officer training on detection equipment, supporting equipment-specific training as distinct from equipment supply.
    ([catsa-acsta.gc.ca](https://www.catsa-acsta.gc.ca/en/publications/catsa-functions-programs-and-activities))

    · Taxonomy evidence: Integration into baggage-handling systems establishes the screening/transport interface, but does not separately identify conveyor equipment prices or justify including an entire baggage-handling system. Support for this physical offering remains partial.
    ([catsa-acsta.gc.ca](https://www.catsa-acsta.gc.ca/en/publications/catsa-functions-programs-and-activities))

    · Taxonomy evidence: CATSA expressly includes equipment purchase, baggage-system integration, operation, maintenance and equipment training in its hold-baggage activities, establishing a public screening body's direct equipment-purchasing role.
    ([catsa-acsta.gc.ca](https://www.catsa-acsta.gc.ca/en/publications/catsa-functions-programs-and-activities))

    · Taxonomy evidence: The record assigns equipment-purchase activity to CATSA while separately discussing screening-officer and contractor functions; the equipment purchaser and screening workforce are therefore not interchangeable roles.
    ([catsa-acsta.gc.ca](https://www.catsa-acsta.gc.ca/en/publications/catsa-functions-programs-and-activities))

17. Hold baggage screening upgrade, Dublin and Cork Airports, Ireland

    · Taxonomy evidence: The Dublin and Cork hold-baggage project account identifies separate professional-service contracts for project controls, design oversight, interface management, and multidisciplinary design and delivery consulting. This supports screening-specific planning and engineering services.
    ([neccontract.com](https://www.neccontract.com/projects/hold-baggage-screening-upgrade-dublin-and-cork-airports-ireland))

18. Liquid Explosive Detector, Bottle Liquid Scanner, Insight

- Taxonomy evidence: Agilent's own airport-security offering identifies Insight alarm-resolution systems for liquids and expandable material-analysis applications. This corroborates a baggage-content analyzer offering without establishing the market's complete partition. ([agilent.com](https://www.agilent.com/en/product/molecular-spectroscopy/raman-spectroscopy/raman-aviation-security-systems/insight-series-alarm-resolution-systems))
- Taxonomy evidence: The offering explicitly identifies spatially offset Raman spectroscopy for airport threat detection, establishing Raman as a commercially offered sensing platform in the captured boundary. ([agilent.com](https://www.agilent.com/en/product/molecular-spectroscopy/raman-spectroscopy/raman-aviation-security-systems/insight-series-alarm-resolution-systems))

19. Overview Management Server

- Taxonomy evidence: Agilent presents Overview Management Server as centralized management for connected Insight200M systems. This corroborates a dedicated screening-equipment management software product, but not separately itemized airport spending. ([agilent.com](https://www.agilent.com/en/product/molecular-spectroscopy/raman-spectroscopy/raman-software-tools-libraries/overview-management-server))

20. Quick, Accurate Threat-Detection Scanner for Liquid, Aerosol, and Gels Eases and Secures Air Travel Worldwide

- Taxonomy evidence: Battelle describes its LS10 airport liquid scanner as combining radio-frequency and ultrasonic technology with data fusion in one product. This supports an integrated multimodal category, not separate counting of its constituent sensing capabilities. ([battelle.org](https://www.battelle.org/insights/case-studies/case-study-details/quick-accurate-threat-detection-scanner-for-liquid-aerosol-and-gels-eases-and-secures-air-travel-worldwide))

21. EMA Liquid Explosive Detection System

- Taxonomy evidence: CEIA's own EMA offering describes a dedicated liquid-container screening instrument for airport checkpoints. This corroborates the analyzer product category; its general electromagnetic description does not verify the exact dielectric/microwave platform classification. ([security.ceia-usa.com](https://security.ceia-usa.com/products/ema/))

22. Overview - CATSA

- Taxonomy evidence: CATSA's corporate-plan overview separately identifies pre-board, hold-baggage and non-passenger screening, providing an official program basis for distinguishing their property-screening missions. It does not establish the full global market boundary. ([catsa-acsta.gc.ca](https://www.catsa-acsta.gc.ca/en/publications/overview))
- Taxonomy evidence: Pre-board screening covers passengers' carry-on baggage and belongings before secure-terminal-area entry. ([catsa-acsta.gc.ca](https://www.catsa-acsta.gc.ca/en/publications/overview))
- Taxonomy evidence: Hold-baggage screening is defined around passengers' checked baggage before aircraft loading. ([catsa-acsta.gc.ca](https://www.catsa-acsta.gc.ca/en/publications/overview))
- Taxonomy evidence: Non-passenger screening includes crew, ground personnel and service providers and their belongings entering restricted areas. Only the belongings portion is retained here; vehicles and people-only screening are excluded. ([catsa-acsta.gc.ca](https://www.catsa-acsta.gc.ca/en/publications/overview))

23. Cochin International Airport - CIAL/COMMN/CT-XBIS/01

- Taxonomy evidence: Cochin International Airport Ltd.'s January xx.xx 2026 tender invites suppliers to provide and integrate a hold-baggage screening system for Terminal xx.xx directly identifying an airport operating company as the commissioning purchaser. The notice is not an award or proof of delivery. ([cial.aero](https://cial.aero/Tender-Details?TdId=xx.xx))
- Taxonomy evidence: The purchaser's stated requirement is specifically an inline hold-baggage screening system for an international passenger terminal, supporting checked-baggage screening as a distinct purchased application. ([cial.aero](https://cial.aero/Tender-Details?TdId=xx.xx))

24. New security screening equipment transforms travel through BNE - Brisbane Airport

· Taxonomy evidence: Brisbane Airport's February xx.xx 2026 account describes installed cabin-baggage screening equipment in its domestic and international terminal security program, corroborating a passenger-cabin application from the airport operator's own operations. ([bne.com.au](https://www.bne.com.au/blog/behind-scenes/new-security-screening-equipment-transforms-travel-through-bne))

· Taxonomy evidence: The airport separately describes an inline checked-baggage screening system within the same upgrade program. Its mixed security-program cost is not treated as baggage-screening market revenue. ([bne.com.au](https://www.bne.com.au/blog/behind-scenes/new-security-screening-equipment-transforms-travel-through-bne))

25. About the security control itself - Fraport TAV Antalya Airport

· Taxonomy evidence: Fraport TAV Antalya Airport's guidance distinguishes terminal-entry security from a later gate-area security check and describes X-ray screening of carried items. A separate terminal-admission baggage mission is an analytical classification of this documented activity, not a claim that all airports use it or that its baggage expenditure is separately disclosed. ([antalya-airport.aero](https://www.antalya-airport.aero/passengers-visitors/passenger-guide/departing-from-ayt/luggage-security-information/about-the-security-control-itself))

26. Cross Segment Services - I-SEC

· Taxonomy evidence: I-SEC describes its aviation-security business covering hand and hold luggage and its security-training academy. This establishes a screening-service operator business setting only; it does not establish that the operator independently purchases or owns in-scope baggage-screening hardware or software. ([i-sec.com](https://www.i-sec.com/segments/cross-segment-services))

27. Advanced Cabin Baggage Screening - Computed Tomography (CT) Implementation Guide

· Taxonomy evidence: The guide distinguishes standalone cabin-baggage CT configurations from integration with automated tray-return systems and automated screening lanes, establishing a physical-configuration distinction independent of CT technology. ([store.aci.aero](https://store.aci.aero/wp-content/uploads/2019/xx.xx/Smart-Security-ACBS-CT-Implementation-Guide-v0.xx.xx.pdf))

· Taxonomy evidence: Section xx.xx explicitly discusses a standalone CT configuration, including equipment-local entry and exit conveyors; standalone therefore does not mean conveyor-free. ([store.aci.aero](https://store.aci.aero/wp-content/uploads/2019/xx.xx/Smart-Security-ACBS-CT-Implementation-Guide-v0.xx.xx.pdf))

· Taxonomy evidence: Section xx.xx separately addresses CT integration with automated tray-return systems and automated screening lanes. ([store.aci.aero](https://store.aci.aero/wp-content/uploads/2019/xx.xx/Smart-Security-ACBS-CT-Implementation-Guide-v0.xx.xx.pdf))

28. Checked Baggage Screening: TSA Has Deployed Optimal Systems at the Majority of TSA-Regulated Airports, but Could Strengthen Cost Estimates

· Taxonomy evidence: The April xx.xx 2012 government review distinguishes stand-alone equipment from in-line checked-baggage systems. These are historical configuration definitions, not current deployment proportions. ([gao.gov](https://www.gao.gov/products/gao-xx.xx-xx.xx))

· Taxonomy evidence: The review describes stand-alone screening machines in airport lobbies or ticketing areas as distinct from integrated in-line installations. ([gao.gov](https://www.gao.gov/products/gao-xx.xx-xx.xx))

· Taxonomy evidence: The review defines in-line systems through integration of screening equipment into baggage-handling systems, directly supporting a baggage-handling-integrated configuration. ([gao.gov](https://www.gao.gov/products/gao-xx.xx-xx.xx))

29. European Commission - Case M.8087, Smiths Group / Morpho Detection, Decision of January 18, 2017

- Taxonomy evidence: The January xx.xx 2017 decision's primary market investigation distinguishes manufacturer supply, local distribution or authorized intermediaries, third-party servicing, and non-OEM systems integration. These findings establish channel forms, not current appointments or shares. ([ec.europa.eu](https://ec.europa.eu/competition/mergers/cases/decisions/m8087_2149_3.pdf))
- Taxonomy evidence: Paragraph xx.xx describes direct manufacturer supply alongside indirect distributor supply for detection equipment and servicing. ([ec.europa.eu](https://ec.europa.eu/competition/mergers/cases/decisions/m8087_2149_3.pdf))
- Taxonomy evidence: Paragraph xx.xx reports primary investigation findings concerning local equipment distribution and authorized partners; paragraph xx.xx separately identifies indirect distributor supply. ([ec.europa.eu](https://ec.europa.eu/competition/mergers/cases/decisions/m8087_2149_3.pdf))
- Taxonomy evidence: Paragraph xx.xx identifies non-OEM systems integrators that connect multiple threat-detection equipment types for end users. ([ec.europa.eu](https://ec.europa.eu/competition/mergers/cases/decisions/m8087_2149_3.pdf))
- Taxonomy evidence: The decision recognizes third-party after-sales provision, while noting dependence on original technology and authorized relationships. This does not imply unrestricted independent servicing. ([ec.europa.eu](https://ec.europa.eu/competition/mergers/cases/decisions/m8087_2149_3.pdf))

30. JFK Millennium Partners Selects K2 to Deliver State-of-the-Art Security Screening Checkpoint at New JFK Terminal 6

- Taxonomy evidence: The March xx.xx 2025 airport-project announcement identifies a screening specialist selected to procure, install, and deploy the new terminal checkpoint while coordinating multiple technology providers. It establishes an integration appointment rather than completed delivery. ([portauthoritybuilds.com](https://www.portauthoritybuilds.com/redevelopment/us/en/jfk/planned-projects/terminal-xx.xx/news/jfk-millennium-partners-selects-k2-to-deliver-state-of-the-art-s.html))
- Taxonomy evidence: The announced checkpoint is for the new Terminal xx.xx and includes baggage CT and automated bin-return systems, providing demand-side evidence of new-installation investment. People-screening and identity-system portions remain excluded. ([portauthoritybuilds.com](https://www.portauthoritybuilds.com/redevelopment/us/en/jfk/planned-projects/terminal-xx.xx/news/jfk-millennium-partners-selects-k2-to-deliver-state-of-the-art-s.html))

31. CATSA Corporate Plan 2024-25 to 2028-29 Summary - Key Corporate Risks

- Taxonomy evidence: The public screening authority states that maintenance of most screening equipment transitioned to KPrime Technologies in 2023/xx.xx establishing a separately contracted technical-maintenance provider role. Mixed-equipment spending still requires baggage-specific attribution. ([catsa-acsta.gc.ca](https://www.catsa-acsta.gc.ca/en/publications/key-corporate-risks))

32. Centralised Image Processing: The Impact on Security Checkpoints - Milena Kuhn, Aviation Security International, October/November 2017

- Taxonomy evidence: The research article distinguishes screening stations within the checkpoint from separate screening rooms and describes combined configurations. The taxonomy adapts these physical-location distinctions rather than treating centralized processing as necessarily remote. ([casra.ch](https://casra.ch/wp-content/uploads/2021/xx.xx/Kuhn-2017.-Centralised-image-processing.pdf))
- Taxonomy evidence: The article identifies local matrix screening within the checkpoint, demonstrating that network-distributed images can still be reviewed locally. ([casra.ch](https://casra.ch/wp-content/uploads/2021/xx.xx/Kuhn-2017.-Centralised-image-processing.pdf))
- Taxonomy evidence: The article describes separate image-review rooms near or farther from the checkpoint, supporting remote-room review within an airport. ([casra.ch](https://casra.ch/wp-content/uploads/2021/xx.xx/Kuhn-2017.-Centralised-image-processing.pdf))
- Taxonomy evidence: The article describes combining a remote screening room during busy periods with checkpoint matrix-screening stations during quieter periods. This supports a mixed-location configuration, but not a particular commercial package or price allocation. ([casra.ch](https://casra.ch/wp-content/uploads/2021/xx.xx/Kuhn-2017.-Centralised-image-processing.pdf))

1.4. Years Considered for the Study

The historical year is 2024, the base year is 2025, and the estimated year is 2026. The forecast endpoint is 2032.

Figure 1. Global Airport Baggage Screening Systems Market, Years Considered for the Study

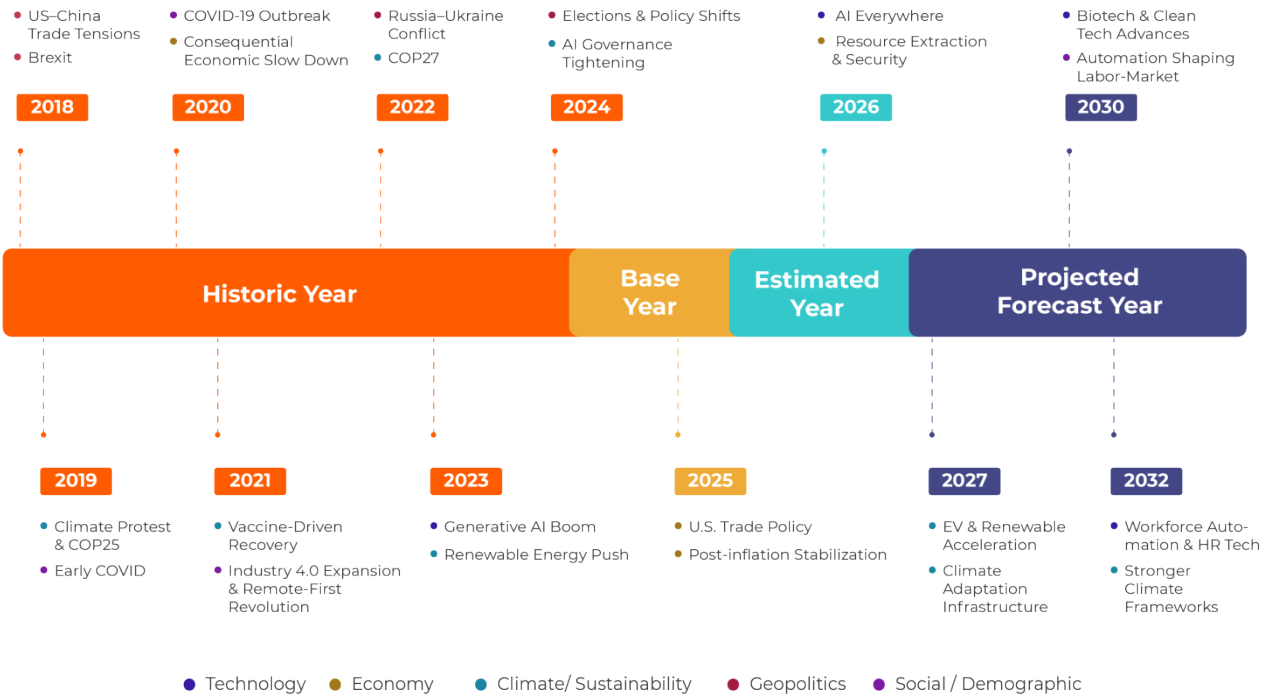

1.5. Currency Considered for the Study

USD is the study's reporting currency. Monetary amounts use the absolute USD reporting scale.

1.6. Language Considered for the Study

The study is published in American English.

1.7. Key Stakeholders

- Airport and Terminal Operators: Decisions concerning terminal fit, system integration, investment purpose, delivery responsibility, and continuity during installation or replacement.
- Public Aviation Security Agencies: Decisions concerning purchasing eligibility, applicable approvals, acquisition requirements, and the division of responsibility between the agency and airport stakeholders.
- Customs and Border Authorities: Decisions concerning baggage-inspection requirements, application-specific eligibility, procurement, and interfaces with airport security systems.

- Airlines: Purchasing and coordination decisions concerning baggage-screening interfaces, contractual responsibilities, and the consequences of system changes for airline-related airport activities.
- Contract Screening Operators: Decisions concerning technology responsibilities, equipment training, software access, service dependencies, and obligations allocated through their operating contracts.
- Equipment, automation, software, parts, and consumables suppliers: Decisions concerning documented capability, commercial rights, buyer qualification, route to market, and support commitments for the included offerings.
- Distributors and Resellers, Systems Integration Primes, and Independent Technical Service Providers: Decisions concerning channel rights, scope of supply, integration accountability, warranty interfaces, and authority to provide continuing support.
- Regulatory and authorization bodies: Decisions and records establishing applicable permissions and requirements, distinguished from buyer acceptance or evidence of commercial deployment.
- Investors and strategic acquirers: Evaluation of business rights, buyer access, delivery obligations, and support dependencies rather than treating category participation as proof of commercial attractiveness.

2. Research Methodology

2.1. Introduction

Airport Baggage Screening Systems are examined as a commercial system spanning detection equipment, screening automation, software, system services, and replacement support. The approach connects each offering to its purchaser, application, delivery relationship, and operating context rather than treating a detection technology name as a complete business proposition.

The study distinguishes documented business facts from economic interpretation and conditional implications. Analyst-led qualitative research challenges analytical assumptions within the defined market; quantitative conclusions require their own support. This separation allows commercial access, switching, and delivery questions to be examined without presuming demand outcomes.

2.2. Research Design

The research design organizes commercial questions around an identifiable offering, responsible business participant, purchasing organization, screening application, jurisdiction, and period. This keeps an equipment claim separate from a software right, a distribution relationship separate from an integration commitment, and a buyer requirement separate from evidence of completed procurement.

The accepted hierarchy provides coverage across standalone and integrated systems, all listed image-review locations, and each investment purpose. Evidence from a particular airport or jurisdiction can clarify a purchasing condition within that setting, but it does not automatically establish the same condition throughout the Global market.

Figure 2. Global Airport Baggage Screening Systems Market, Research Design

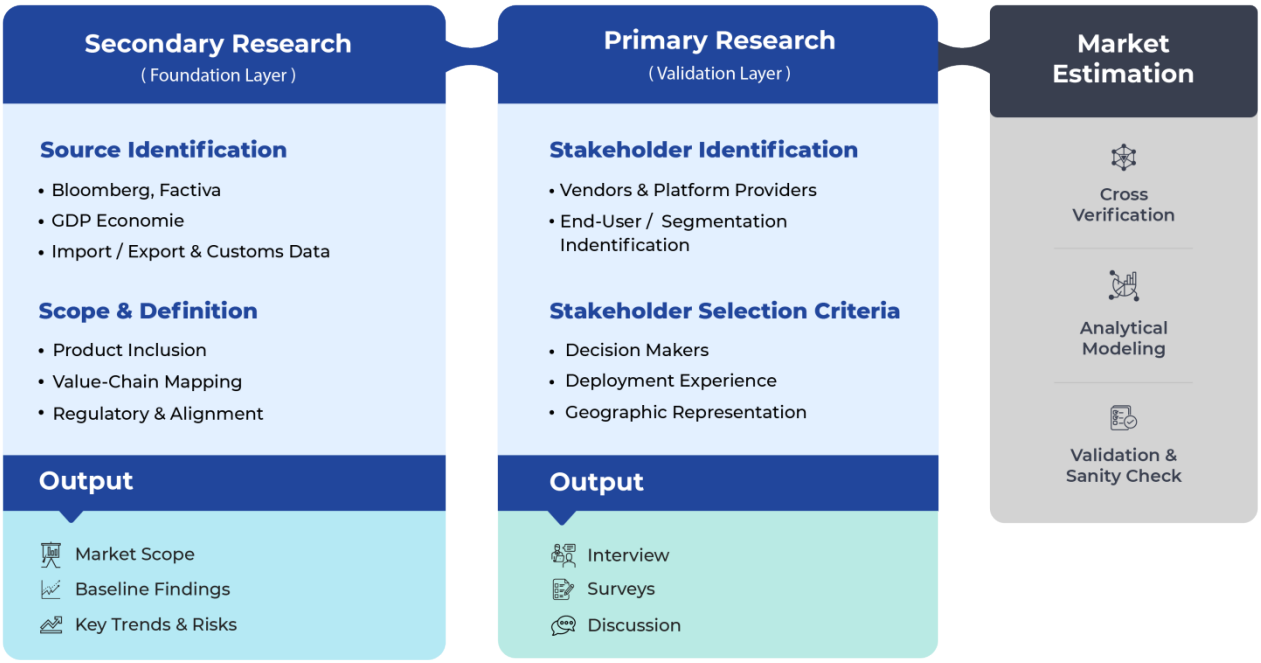

2.2.1. Primary Research

The analyst team conducted primary research as a qualitative challenge layer for market definition, segmentation, demand conditions, adoption barriers, and competitive interpretation. This work tested analytical assumptions and sharpened explanations of market mechanisms without serving as standalone support for numerical estimates.

The qualitative challenge layer is evaluated alongside secondary evidence within the accepted market scope. It informs conditional market explanations and hypotheses for subsequent quantitative analysis. Numerical estimates require their own supporting evidence, and a forecast derived from a qualitative assumption does not independently validate that assumption. Final interpretation must reconcile the qualitative findings with the completed quantitative results.

2.2.2. Secondary Research

Secondary evidence is matched to the business proposition it can establish. Official portfolios can support advertised offerings; company filings and ownership or licensing records can support stated business relationships; regulatory records can establish authorization within their named jurisdiction and scope. Public buyer policies and award records can clarify purchasing conditions or a specific award, while official service commitments can clarify the supplier's stated delivery and support responsibilities.

These records are not interchangeable. An authorization does not establish adoption, an award does not establish completed deployment, and a partnership announcement does not establish every party's contractual rights. Source authority, effective period, underlying origin,

and commercial scope govern interpretation; repeated accounts of the same underlying statement do not create independent support.

2.3. Research Framework

The framework connects market definition, accepted taxonomy, relevant commercial participants, comparison boundaries, competitive interpretation, and buyer decisions. A participant's relevance depends on its documented role in an included offering or screening application, not merely on a broader presence in aviation or security.

Competitive comparison distinguishes advertised capability, legal eligibility, buyer selection, deployment, and ongoing support as separate propositions. Shared detection-platform terminology does not establish substitutability. The commercial question is whether the documented offering, rights, integration responsibility, and service commitment meet the requirements of the particular purchaser and operating setting.

Figure 3. Global Airport Baggage Screening Systems Market, Research Framework

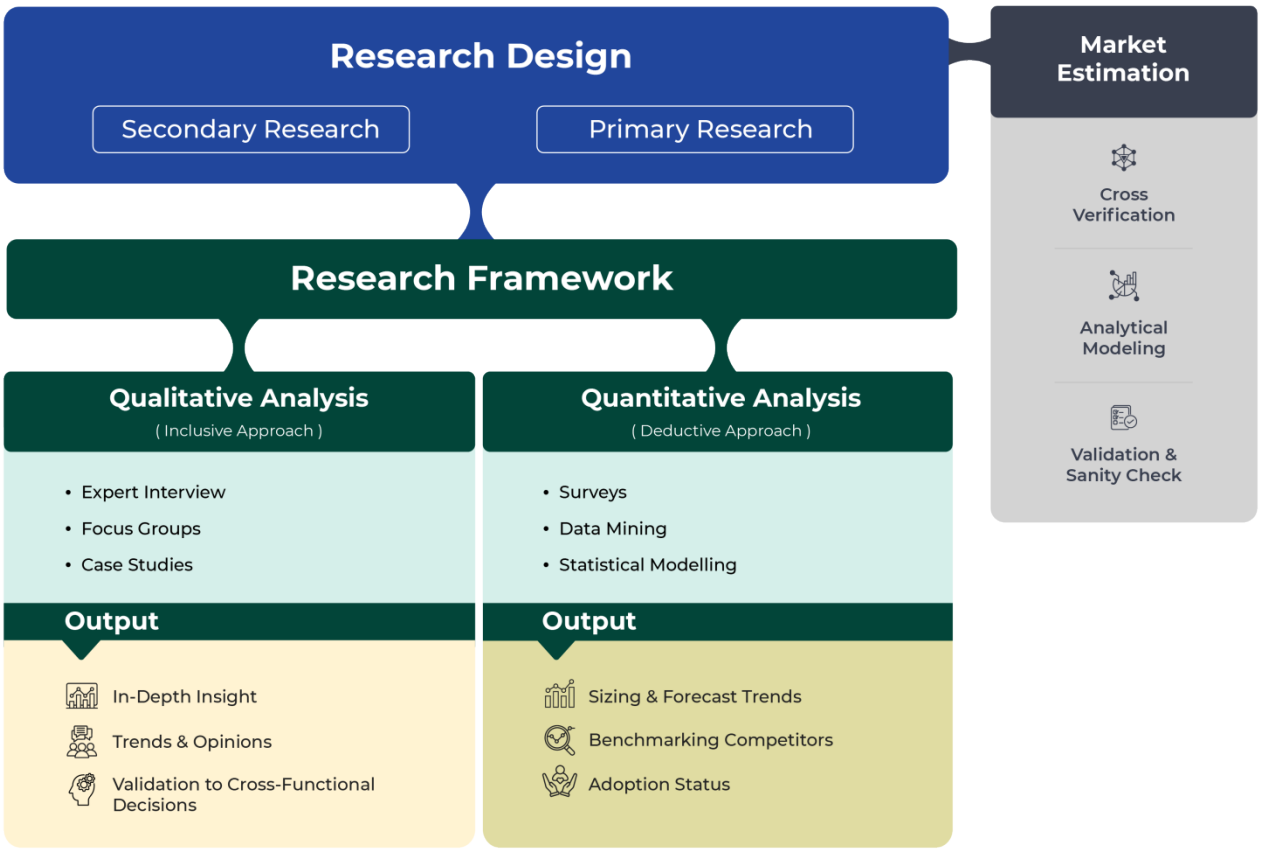

2.3.1. Qualitative Analysis

Qualitative analysis examines whether buyer qualification, procurement responsibility, licensing, integration obligations, and lifecycle support constrain commercial choice. It separates the reasons a buyer might prefer an offering from the conditions that permit that buyer to purchase and deploy it.

Comparisons of proprietary, vendor-specific, and open standards-based architectures focus on documented commercial implications: interface rights, support responsibility, software access, and the feasibility of changing suppliers. An architecture label alone does not settle those questions. Similarly, local and remote image-review categories frame different accountability questions without establishing that either arrangement is authorized or preferable for a particular buyer.

2.3.2. Quantitative Analysis

Quantitative interpretation follows the same Global boundary, accepted offerings, screening applications, and period roles as the qualitative study. Offering, Detection Platform, Purchasing Organization, and the other root axes describe different aspects of the same commercial activity; their inclusion does not make them additive economic opportunities.

A monetary observation can inform comparison only when its offering scope, business role, geography, and period are understood. Bundled systems, separately supplied software, integration services, and replacement support require compatible comparison boundaries. A category's inclusion in the study does not itself provide a monetary observation or establish how a broader disclosure relates to that category.

2.4. Market Size Estimation

Market-size analysis is intended to address economic activity associated with the defined Airport Baggage Screening Systems offerings and applications. A supplier's entire portfolio or a complete airport infrastructure project is not automatically equivalent to that activity. Included software, services, parts, and consumables remain within the study whether separately supplied or bundled, while their commercial presentation must be understood before aggregation.

Qualitative hypotheses concerning new installations, replacement, or retrofits identify questions for quantitative investigation; they do not establish an estimate by themselves. Any estimate or forecast requires evidence appropriate to its economic perimeter, period, and geographic scope, with uncertainty retained where commercial boundaries cannot be reconciled.

2.4.1. Top-Down Approach

A top-down perspective has a boundary-checking role: it asks whether broader airport, aviation-security, or supplier disclosures contain an identifiable component corresponding to Airport Baggage Screening Systems. Relevance depends on separating the included activity from wider infrastructure, general baggage handling, and unrelated security offerings.

A broader disclosure cannot be allocated across the accepted categories merely because those categories are included in the taxonomy. Where commercial boundaries differ, interpretation should retain the narrower supported scope rather than presume proportional relationships between airport activity and baggage-screening business.

2.4.2. Bottom-Up Approach

A bottom-up perspective has an offering-and-participant role: it asks whether evidence concerning specific suppliers, contracts, or service relationships can be understood within the defined baggage-screening scope. A documented commercial role is necessary to distinguish an original technology supplier from a reseller, integration prime, software licensor, or technical-service provider.

Different participants can describe their involvement in the same procurement. Those descriptions require examination for overlap rather than automatic treatment as separate economic activity. An advertised capability is not a completed transaction, and documented participants should not be presumed to represent the entire commercial universe.

2.5. Data Triangulation

Triangulation serves to reconcile claims, not to presume agreement among different kinds of records. A portfolio description, authorization, procurement award, and service commitment answer different questions. Their comparison must preserve differences in offering configuration, application, jurisdiction, period, and project state.

When accounts conflict, the conclusion should reflect the authority and scope relevant to the exact proposition. Unresolved differences should narrow the claim or make its implications conditional. Qualitative agreement can strengthen an explanation of commercial mechanisms, but it does not independently establish a numerical estimate.

Figure 4. Global Airport Baggage Screening Systems Market, Data Triangulation

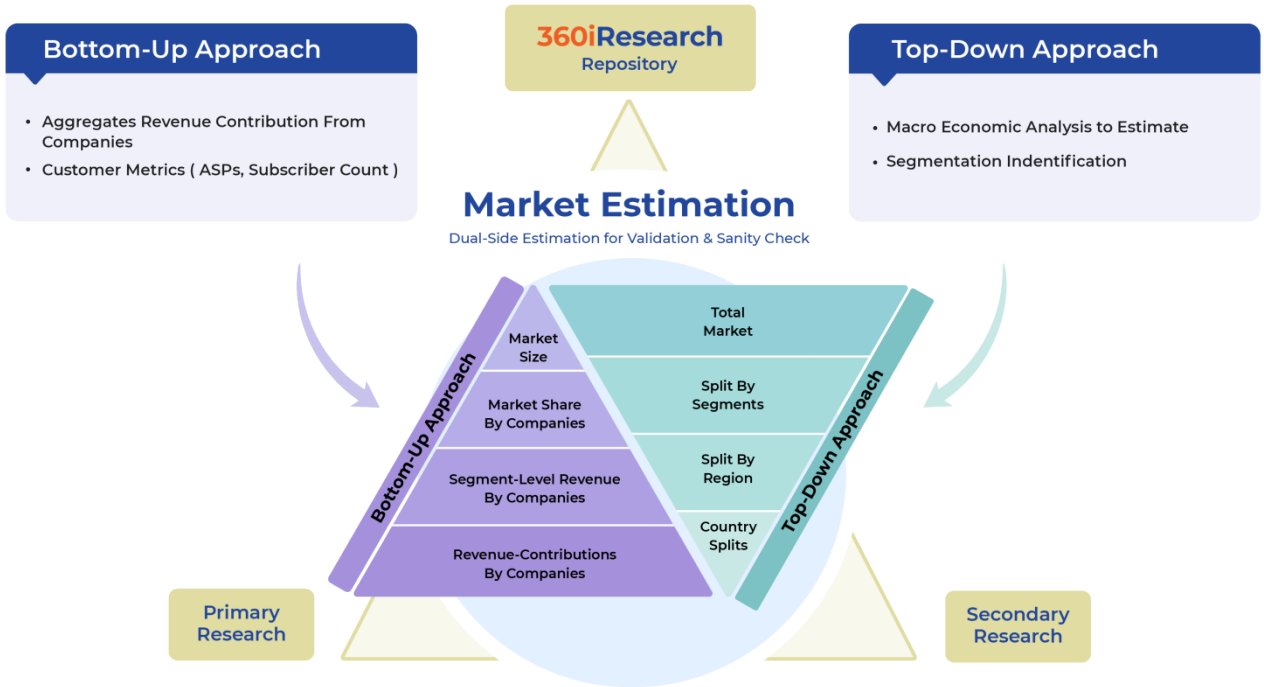

2.6. Research Outcomes

The intended outcome is a defensible basis for buyer shortlisting, supplier qualification, channel evaluation, and comparison of delivery and support commitments for Airport Baggage Screening Systems. Decision support should distinguish documented offerings and business rights from claims that still depend on procurement, contractual, or jurisdiction-specific confirmation.

The study also frames the conditions under which new installations, replacement, or upgrades could be commercially relevant without presuming a preferred investment purpose. Conclusions should identify the responsible buyer, applicable screening setting, required capabilities, meaningful alternatives, and remaining verification needed before commitment.

2.7. Research Assumptions

- Independent analytical axes: The accepted root axes describe different characteristics of the same commercial activity. An offering can be classified by platform, application, purchaser, integration, review location, channel, and investment purpose without creating separate additive opportunities.
- Role-specific participation: A business is assessed for its documented supplier, licensor, distributor, integration, or service role. Participation in one role does not establish ownership of the underlying technology, unrestricted resale rights, or responsibility for the complete screening system.
- Comparable commercial perimeter: Bundled and separately supplied equipment, software, services, parts, and consumables require an explicit common comparison boundary. A difference in contractual presentation should not be mistaken for a difference in the underlying scope of supply.
- Bounded rights and permissions: Authorizations, licenses, channel appointments, and service commitments apply only within their documented scope. Transfer to another jurisdiction, purchaser, application, or system configuration requires separate support before a commercial commitment.
- Distinct project states: Planned investment, procurement eligibility, contract award, deployment, and ongoing support are separate commercial states. An earlier state is not treated as proof of a later one when interpreting new installations, replacement, or upgrades.

2.8. Research Limitations

- Broad disclosure boundaries: Supplier-wide statements and airport project descriptions can encompass activities beyond the included screening offerings. Such material cannot establish the position of a specific in-scope business without evidence that separates the relevant activity.
- Capability is not realized adoption: Portfolio inclusion, authorization, or an announced partnership does not by itself establish buyer selection, deployment, or an ongoing

support relationship. Commercial interpretation must remain limited to the state directly supported.

- Contract-dependent switching: Public architecture or partnership descriptions may not settle interface rights, software access, warranty responsibility, or maintenance restrictions. Where those terms are not established, the feasibility of replacing a supplier or using an independent service provider remains conditional on contractual confirmation.
- Application-specific comparability: Evidence for one screening application or system configuration does not establish equivalent eligibility or suitability for another. Detection-platform classification supports organization of the study, not a presumption that offerings are interchangeable.
- Geographic transferability: A jurisdiction-specific procurement condition or institutional perspective cannot establish a Global requirement. Local commercial records remain necessary when a decision depends on national authorization, buyer eligibility, channel rights, or support obligations.

3. Executive Summary

3.1. Introduction

Airport Baggage Screening Systems is a Global market in which commercial value depends on an eligible, supportable installation rather than a scanner alone. Detection Equipment, Screening Automation Equipment, Screening Software, System Services, and Replacement Parts and Consumables participate through separate and bundled purchases. ECAC evaluation is configuration-specific and does not replace national approval; the UK's conventional X-ray exception demonstrates why eligibility requirements cannot be generalized across categories.

Renewal is differentiated rather than a synchronized platform transition. CATSA's 2025-2026 to 2029-2030 plan distinguishes major-checkpoint CT replacement, other X-ray renewal, and existing hold-baggage expansion. Seattle's consolidation program, meanwhile, anticipates reduced screening-machine requirements. Buyers should define the required screening function and supplier obligations before comparing packages. Suppliers should pursue the documented equipment, integration, or support requirement rather than infer detector demand from a wider airport project.

Sources & Evidence

1. Aviation security screening approved equipment list
   · UK guidance differentiates approved equipment categories and states that conventional X-ray equipment does not require specific Department for Transport approval. ([gov.uk](https://www.gov.uk/government/collections/aviation-security-screening-approved-equipment-list))
2. Baggage Handling System Optimization
   · Seattle's consolidation program identifies reduced screening-machine requirements as an intended benefit, supporting the distinction between integration needs and detector demand. ([portseattle.org](https://www.portseattle.org/projects/baggage-handling-system-optimization))
3. ECAC Common Evaluation Process (CEP) of security equipment
   · ECAC evaluation applies only to the identified equipment configurations and does not itself constitute national approval or certification. ([ecac-ceac.org](https://www.ecac-ceac.org/activities/security/common-evaluation-process-cep-of-security-equipment))
4. Corporate Plan 2025-26 to 2029-30 Summary - Financial Overview
   · CATSA's 2025-2026 to 2029-2030 plan separately describes major-checkpoint CT replacement, other X-ray renewal, existing hold-baggage screening expansion, and lifecycle replacement. These remain planned activities. ([catsa-acsta.gc.ca](https://www.catsa-acsta.gc.ca/en/publications/corporate-plan-2025-xx.xx-2029-xx.xx/financial-overview))

3.2. CXO Perspective

Airport owners and finance leaders should compare supported retention with replacement against the same accepted screening function. Smiths Detection markets iCMORE upgrades for existing equipment but qualifies additional hardware needs by machine type and age. CATSA's 2024-2025 to 2028-2029 planning identifies funding, workforce, schedules, and airport space as additional influences on service outcomes. Secure complementary commitments before relying on staffing or financial benefits; replacement becomes preferable when retained

equipment cannot meet the accepted requirement or continuing support cannot be established.

Analogic Corporation announced completion of its combination with Leidos' Security Enterprise Solutions, Ports & Borders, and Industrial Automation businesses on October xx.xx 2026. Buyers should distinguish the affected portfolios from independently controlled alternatives. A broader package may simplify sourcing, but consolidation should await confirmation of the legal supplier and continuing licenses, warranties, and support; common ownership does not establish harmonized agreements.

Sources & Evidence

1. Strategic Objectives, Activities, and Priority Initiatives
   · CATSA's 2024-2025 to 2028-2029 plan identifies funding, workforce, airline schedules, infrastructure, and airport space as influences on screening-service outcomes. ([catsa-acsta.gc.ca](https://www.catsa-acsta.gc.ca/en/publications/strategic-objectives-activities-and-priority-initiatives))
2. Analogic and Leidos Complete Combination of Security Enterprise Solutions Businesses
   · Analogic announced completed combination with Leidos' Security Enterprise Solutions, Ports & Borders, and Industrial Automation businesses on October xx.xx 2026; individual contract succession is not established. ([analogic.com](https://www.analogic.com/press-release-analogic-and-leidos-complete-combination-of-security-enterprise-solutions-businesses/))
3. iCMORE
   · Smiths Detection markets iCMORE for existing systems and qualifies additional hardware requirements by machine type and age, supporting a conditional retention alternative. ([smithsdetection.com](https://www.smithsdetection.com/icmore/))

3.3. New Revenue Opportunities

Conditional revenue routes assessed in Opportunity Mapping include software enhancement for owners of compatible CT equipment; screening-interface delivery for terminal developers; asset-specific maintenance for public agencies and airports; approved threat-image-projection library continuity for relevant UK cabin-baggage systems; and off-site review arrangements for participating airlines and airports. These address distinct purchasing needs rather than additive opportunities. Access depends respectively on accepted software-scanner combinations, allocated delivery obligations, enforceable maintenance rights, continuing UK approval, and route-specific institutional participation.

Sources & Evidence

1. Threat Image Projection (TIP)
   · Relevant UK cabin-baggage TIP libraries require approval and reapproval; applicable third-party components require approval within the overall system. These requirements support a bounded continuity proposition. ([caa.co.uk](https://www.caa.co.uk/commercial-industry/security/training-and-human-factors/threat-image-projection/))
2. International Remote Baggage Screening
   · PNNL describes international checked-baggage review involving designated airports, airlines, CBP, and TSA. Named arrangements establish a commercial basis, not permission for every proposed route. ([pnnl.gov](https://www.pnnl.gov/projects/international-remote-baggage-screening))

3. JFK Millennium Partners Selects K2 to Deliver State-of-the-Art Security Screening Checkpoint at new JFK Terminal 6
   · JFK Millennium Partners' March xx.xx 2025 appointment gives K2 procurement, installation, and deployment responsibilities involving authorities and technology providers, supporting a screening-integration route. ([portauthoritybuilds.com](https://www.portauthoritybuilds.com/redevelopment/us/en/jfk/planned-projects/terminal-xx.xx/news/jfk-millennium-partners-selects-k2-to-deliver-state-of-the-art-s.html))
4. Key Corporate Risks - CATSA
   · CATSA records its 2023/xx.xx maintenance transition to KPrime Technologies, establishing separate maintenance purchasing without settling prospective installation coverage or access. ([catsa-acsta.gc.ca](https://www.catsa-acsta.gc.ca/en/publications/key-corporate-risks))
5. APIDS for CT Screening | ECAC-Approved AI - SeeTrue
   · SeeTrue advertises separately supplied APIDS for CT platforms and states that platform-specific qualification does not transfer to other scanner models. This supports an enhancement route, not universal access. ([seetrue.ai](https://www.seetrue.ai/apids-for-ct/))

3.4. Next-Generation Business Models

Separately supplied screening software creates a licensing route alongside manufacturer-led equipment enhancements. SeeTrue's APIDS offering and Smiths Detection's iCMORE upgrade proposition support comparing separate application purchasing with a manufacturer package. This route is usable only when the exact scanner combination, local acceptance, license, updates, and warranty responsibility are secured. Retaining equipment preserves assets but also preserves platform dependence and can add supplier coordination.

Delivery and maintenance can likewise be contracted independently of equipment origination. JFK Terminal xx.xx's appointment of K2 Security Screening Group documents a procurement-and-deployment prime; CATSA's disclosed 2023/xx.xx transition to K'(Prime) Technologies Inc. documents separate maintenance contracting. Smiths Detection offers direct field service and inclusive labor-and-parts contracts as an alternative. Buyers should consolidate only the responsibilities the counterparty accepts, including interfaces, acceptance, site coverage, and escalation. Separate contracts preserve direct supplier control where the buyer can manage coordination; aggregation transfers that burden only to the extent supported by the agreement.

Sources & Evidence

1. Service
   · Smiths Detection advertises direct on-site field service and inclusive capital-equipment contracts covering labor and parts, providing an alternative to separate maintenance contracting without establishing prospective site coverage. ([smithsdetection.com](https://www.smithsdetection.com/service/))
2. JFK Millennium Partners Selects K2 to Deliver State-of-the-Art Security Screening Checkpoint at new JFK Terminal 6
   · The K2 appointment documents a delivery-prime structure, not completed deployment or another contract's responsibility allocation. ([portauthoritybuilds.com](https://www.portauthoritybuilds.com/redevelopment/us/en/jfk/planned-projects/terminal-xx.xx/news/jfk-millennium-partners-selects-k2-to-deliver-state-of-the-art-s.html))
3. Key Corporate Risks - CATSA
   · The historical transition separates maintenance contracting from equipment origination; CATSA also identifies outsourced-service and supplier dependence as risks. ([catsa-acsta.gc.ca](https://www.catsa-acsta.gc.ca/en/publications/key-corporate-risks))

4. iCMORE
   · The iCMORE offering establishes a manufacturer-led software enhancement route, not another installation's license or acceptance. ([smithsdetection.com](https://www.smithsdetection.com/icmore/))
5. APIDS for CT Screening | ECAC-Approved AI - SeeTrue
   · SeeTrue's software offering supports separate application purchasing; its public description does not establish a customer's executed license, national permission, or warranty allocation. ([seetrue.ai](https://www.seetrue.ai/apids-for-ct/))

3.5. Industry Roadmap

For 2026-2027, advance installation-matched commitments through the applicable purchasing and approval gates. CATSA's policy separately requires funding confirmation before financial commitments and Transport Canada approval before equipment enters mandated service. Suppliers should stage commitments around those decisions rather than equate modernization interest with an order.

For 2028-2029, manage phased handover and continued support. Oslo's checkpoint reconstruction targets summer 2028 completion, while Seattle targets final-phase completion in 2029. These are project-specific targets, not common market deadlines. Align resources with confirmed work packages and retain covered legacy support until the relevant installation phase is accepted; a schedule change should trigger an interim-support decision.

For 2030-2032, preserve component choice through purchasing rights rather than architecture labels. The joint airport-security open-architecture framework allows partial compliance and recognizes integrator accountability, while CATSA's standard terms demonstrate broad software rights without transferring ownership. Modular purchasing remains conditional on explicit substitution rights, supported changes, and allocated responsibility. Tenders and awards containing those obligations-not platform announcements-are the relevant milestones; an integrated arrangement remains defensible where usable alternatives cannot be secured.

Sources & Evidence

1. Baggage Handling System Optimization
   · Seattle's published schedule targets final-phase completion in 2029; it is a project schedule, not evidence of completed handover. ([portseattle.org](https://www.portseattle.org/projects/baggage-handling-system-optimization))
2. Procurement and Contracting Policy - CATSA
   · CATSA requires delegated funding confirmation before financial commitments and Transport Canada approval before equipment enters mandated service. Multiyear approval can precede confirmation of all later-year funding. ([catsa-acsta.gc.ca](https://www.catsa-acsta.gc.ca/en/publications/procurement-and-contracting-policy))
3. CATSA's Purchase Order Terms and Conditions
   · CATSA's standard terms grant broad rights to use and modify pre-existing software without transferring ownership; those terms do not establish another purchaser's permissions. ([catsa-acsta.gc.ca](https://www.catsa-acsta.gc.ca/en/publications/catsa-s-purchase-order-terms-and-conditions))

4. Open Architecture for Airport Security Systems, Second Edition
   · The joint open-architecture framework permits identified partial compliance and discusses allocating delivery and subsystem obligations to an accountable integrator. ([aci-europe.org](https://aci-europe.org/downloads/resources/Open%20Architecture%20for%20Airport%20Security%20Systems%202nd%20Edition.pdf))
5. Oslo Airport builds new Security Checkpoint | The Avinor Group
   · Avinor's December xx.xx 2025 announcement targets Oslo checkpoint completion for summer 2028 and explicitly anticipates coexistence of old and new technology during phased reconstruction. ([kommunikasjon.ntb.no](https://kommunikasjon.ntb.no/pressemelding/xx.xx/oslo-airport-builds-new-security-checkpoint?lang=en&publisherId=xx.xx))

4. Market Overview

4.1. Introduction

[redacted] The Global scope includes Detection Equipment, Screening Automation Equipment, Screening Software, System Services, and Replacement Parts and Consumables, whether supplied separately or within a broader contract. The accepted detection platforms and operating arrangements are distinct commercial categories, not assertions that every offering has equivalent eligibility or deployment maturity.

Regulatory evaluation and permission to deploy are separate commercial gates. The European Civil Aviation Conference publishes configuration-specific evaluation results, while national aviation-security authorities retain approval responsibility. [redacted]

Figure 5. Global Airport Baggage Screening Systems Market Size, 2017-2040 (USD Million, Growth %)

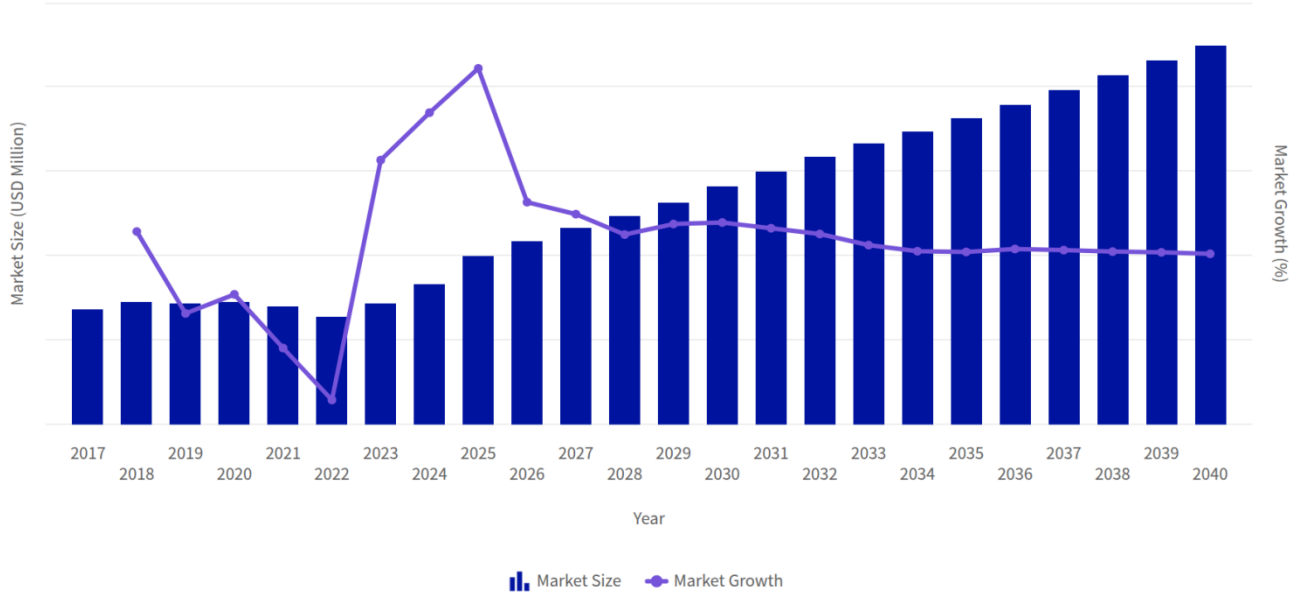

Table 2. Global Airport Baggage Screening Systems Market Size, 2017-2040 (USD Million, Growth %)

Metric	2017	2024	2025	2026	2027	2032	2040
Market Size (USD Million)	xx.xx	xx.xx	xx.xx	xx.xx	xx.xx	xx.xx	xx.xx
Market Growth (%)	xx.xx	xx.xx	xx.xx	xx.xx	xx.xx	xx.xx	xx.xx

Sources & Evidence

1. ECAC Common Evaluation Process (CEP) of security equipment
   · ECAC distinguishes its configuration-specific evaluations from national approval or certification. ([ecac-ceac.org](https://ecac-ceac.org/activities/security/common-evaluation-process-cep-of-security-equipment))
2. Aviation security screening approved equipment list
   · UK guidance distinguishes approved baggage-screening categories from equipment exempt from specific departmental approval. ([gov.uk](https://www.gov.uk/government/collections/aviation-security-screening-approved-equipment-list))
3. House Report 119-173 - Department of Homeland Security Appropriations Bill, 2026
   · Evidence informing the 2030 market-value input; displayed series and growth include calculations: The aging installed fleet supports replacement demand, but does not establish the forecast's realization dates or annual purchasing rate. ([govinfo.gov](https://www.govinfo.gov/content/pkg/CRPT-119hrpt173/html/CRPT-119hrpt173.htm))
4. GAO-24-106573 - DHS Annual Assessment: Most Programs Are Meeting Current Goals, but Some Continue to Face Cost and Schedule Challenges
   · Evidence informing the 2026 market-value input; displayed series and growth include calculations: Reports plans for xx.xx checkpoint systems and xx.xx increment-one deployments by September 2023; supports an incomplete replacement cycle rather than universal CT adoption. ([gao.gov](https://www.gao.gov/assets/gao-xx.xx-xx.xx.pdf))
5. Global Airport Passenger Traffic Reaches Record 9.8 Billion in 2025, Airports Council International World reports
   · Evidence informing the 2026 market-value input; displayed series and growth include calculations: Reports cooling passenger-growth momentum in 2026, supporting moderation of traffic-driven equipment expansion despite continuing replacement demand. ([aci.aero](https://aci.aero/2026/xx.xx/xx.xx/global-airport-passenger-traffic-reaches-record-xx.xx-xx.xx-billion-in-2025-airports-council-international-world-reports/))
6. Smiths Group PLC - Full Year Results for the 12 Months Ended 31 July 2025
   · Evidence informing the 2024 market-value input; displayed series and growth include calculations: Discloses aviation original-equipment revenue of xx.xx and aftermarket revenue of xx.xx for FY2024; supplies historical cycle proxies. ([www-live.smiths.com](https://www-live.smiths.com/media/snqpxwkd/smiths-group-plc-annual-results-2025-press-release.pdf))
   · Evidence informing the 2027 market-value input; displayed series and growth include calculations: Reports approximately xx.xx cumulative CTiX sales and continuing aviation upgrade demand; supports replacement activity, not an observed global forecast. ([www-live.smiths.com](https://www-live.smiths.com/media/snqpxwkd/smiths-group-plc-annual-results-2025-press-release.pdf))
7. Smiths Group PLC - Annual Report & Accounts FY2023
   · Evidence informing the 2022 market-value input; displayed series and growth include calculations: Reports FY2022 aviation original-equipment revenue of xx.xx, used as a dimensionless historical capital-cycle proxy. ([www-live.smiths.com](https://www-live.smiths.com/media/phjp1j44/smiths-annual-report-2023.pdf))
   · Evidence informing the 2023 market-value input; displayed series and growth include calculations: Reports FY2023 aviation original-equipment revenue of xx.xx and aftermarket revenue of xx.xx; supports the modeled recovery direction. ([www-live.smiths.com](https://www-live.smiths.com/media/phjp1j44/smiths-annual-report-2023.pdf))

8. Smiths Group PLC - Annual Report FY2022
   - Evidence informing the 2021 market-value input; displayed series and growth include calculations: Reports FY2021 aviation revenue of xx.xx, providing a historical purchasing-cycle reference rather than a global observation. ([www-live.smiths.com](https://www-live.smiths.com/media/xjvdpblr/smiths-annual-report-2022-report.pdf))
   - Evidence informing the 2022 market-value input; displayed series and growth include calculations: Reports FY2022 aviation revenue of xx.xx and continued weakness in aviation original equipment; supports a delayed capital-spending trough. ([www-live.smiths.com](https://www-live.smiths.com/media/xjvdpblr/smiths-annual-report-2022-report.pdf))
9. Smiths Group PLC - Annual Results for the Year Ended 31 July 2019
   - Evidence informing the 2018 market-value input; displayed series and growth include calculations: Reports FY2018 aviation revenue of xx.xx, supplying the historical comparison underlying the backcast. ([smiths.com](https://www.smiths.com/media/u4wla1bw/smiths-group-plc-annual-results-2019-press-release.pdf))
   - Evidence informing the 2019 market-value input; displayed series and growth include calculations: Reports FY2019 aviation revenue of xx.xx and customer delivery deferrals, qualifying a traffic-only growth model. ([smiths.com](https://www.smiths.com/media/u4wla1bw/smiths-group-plc-annual-results-2019-press-release.pdf))
   - Evidence informing the 2020 market-value input; displayed series and growth include calculations: Identifies deliveries deferred into FY2020; supports the possibility of backlog-supported spending despite a contemporaneous traffic shock, not the exact modeled growth rate. ([smiths.com](https://www.smiths.com/media/u4wla1bw/smiths-group-plc-annual-results-2019-press-release.pdf))
10. ACI World - The High-Wire Balancing Act: Global Air Transport Demand in 2018 and 2019
    - Evidence informing the 2017 market-value input; displayed series and growth include calculations: Reports xx.xx airport passengers and xx.xx% growth in 2018; the growth observation informs the 2017 backcast bridge. ([blog.aci.aero](https://blog.aci.aero/airport-economics/the-high-wire-balancing-act-global-air-transport-demand-in-2018-and-2019/))
    - Evidence informing the 2018 market-value input; displayed series and growth include calculations: Provides the observed 2018 traffic-growth reference, not an equipment-market growth observation. ([blog.aci.aero](https://blog.aci.aero/airport-economics/the-high-wire-balancing-act-global-air-transport-demand-in-2018-and-2019/))
11. ICAO A42-WP/556 - State of the Industry and Outlook for Airport Traffic, Presented by ACI
    - Evidence informing the 2020 market-value input; displayed series and growth include calculations: Records the collapse from xx.xx airport passengers in 2019 to xx.xx in 2020; constrains the shock and funding-risk interpretation. ([icao.int](https://www.icao.int/sites/default/files/Meetings/a42/Documents/WP/wp_556_en.pdf))
    - Evidence informing the 2021 market-value input; displayed series and growth include calculations: Reports xx.xx airport passengers in 2021, supporting a prolonged funding and activity shock. ([icao.int](https://www.icao.int/sites/default/files/Meetings/a42/Documents/WP/wp_556_en.pdf))
    - Evidence informing the 2023 market-value input; displayed series and growth include calculations: Reports xx.xx airport passengers in 2023; traffic recovery is distinguished from equipment purchasing. ([icao.int](https://www.icao.int/sites/default/files/Meetings/a42/Documents/WP/wp_556_en.pdf))
    - Evidence informing the 2024 market-value input; displayed series and growth include calculations: Reports xx.xx airport passengers in 2024, providing a demand recovery cross-check. ([icao.int](https://www.icao.int/sites/default/files/Meetings/a42/Documents/WP/wp_556_en.pdf))

12. Port of Seattle - Baggage Handling System Optimization
    - Evidence informing the 2029 market-value input; displayed series and growth include calculations: Seattle plans to consolidate six baggage-screening systems, increase supported passenger capacity, and reduce screening-machine demand. Supports integration spending without one-for-one detector growth. ([portseattle.org](https://www.portseattle.org/projects/baggage-handling-system-optimization))
    - Evidence informing the 2032 market-value input; displayed series and growth include calculations: The consolidation example constrains equipment-volume assumptions; its whole baggage-handling project value is excluded from market sizing. ([portseattle.org](https://www.portseattle.org/projects/baggage-handling-system-optimization))
    - Evidence informing the 2040 market-value input; displayed series and growth include calculations: Provides a commercial counterexample to extrapolating passenger growth directly into machine counts throughout the long-range forecast. ([portseattle.org](https://www.portseattle.org/projects/baggage-handling-system-optimization))
13. Smiths Group PLC - Half Year Results for the Six Months Ended 31 January 2026
    - Evidence informing the 2026 market-value input; displayed series and growth include calculations: Reports xx.xx% organic growth for Smiths Detection in HY2026, with aviation checkpoint upgrades contributing. Supports a positive 2026 nowcast, not a directly observed global growth rate. ([www-live.smiths.com](https://www-live.smiths.com/media/villk35h/smiths-hy26-results-press-release.pdf))

4.2. Key Growth Contribution

Easier cabin-baggage preparation provides an evidenced adoption mechanism for checkpoint modernization: Heathrow's January xx.xx 2026 completion announcement allows liquids and electronics to remain packed. Serving that need requires an eligible installation with coordinated lane delivery, training, and continuing support, not an isolated scanner sale. CATSA's planning reinforces the importance of equipment-manufacturer and maintenance-provider cooperation. The counterforce is that permitted procedures and complementary operating commitments remain local; a preparation benefit does not independently establish staffing savings or justify complete replacement where an eligible, supported enhancement meets the buyer's requirement.

Figure 6. Global Airport Baggage Screening Systems Market, Key Growth Contribution, by Region, 2025-2032 (USD Million)

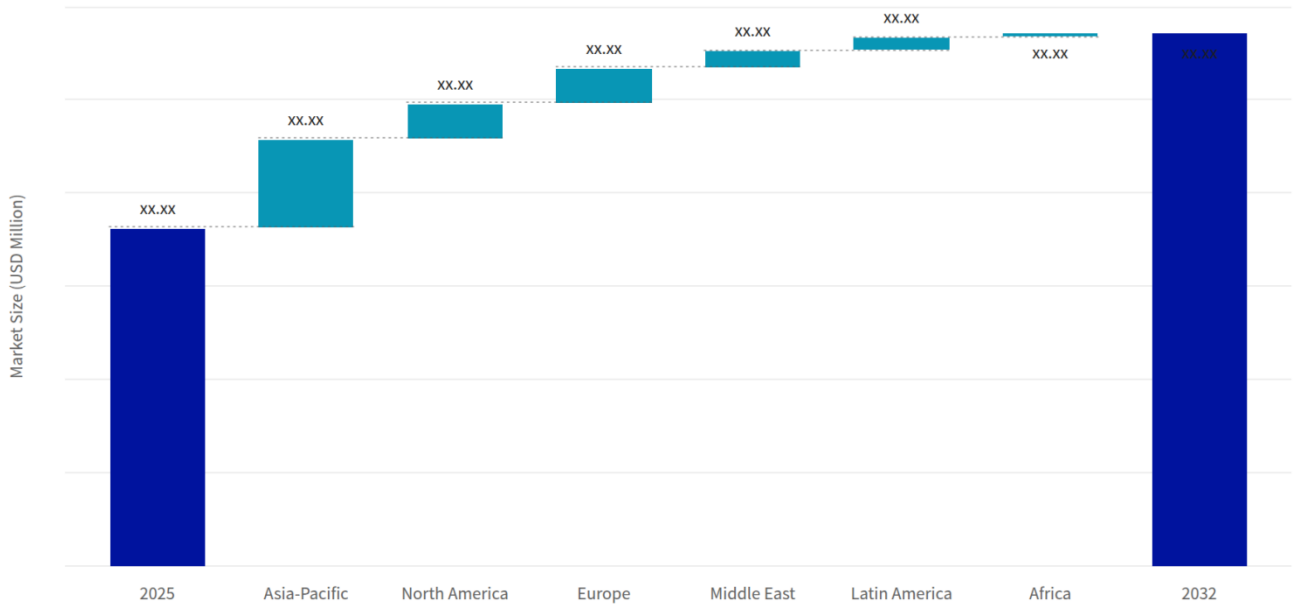

Figure 7. Global Airport Baggage Screening Systems Market, Key Growth Contribution, by Country, 2025-2032 (CAGR %)

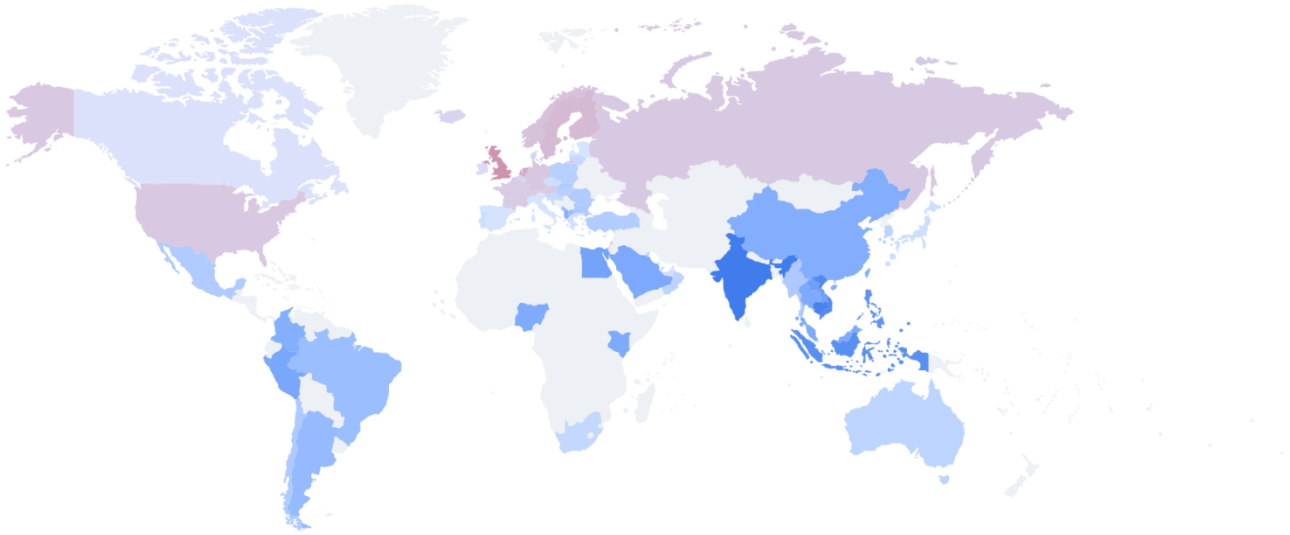

Table 3. Global Airport Baggage Screening Systems Market, Key Growth Contribution, 2025-2032

Scope	Leading Category	Added Market Size (USD Million)	Growth Share (%)	CAGR (%)
Country	xx.xx	xx.xx	xx.xx	xx.xx
Detection Platform	xx.xx	xx.xx	xx.xx	xx.xx
Image Review Location	xx.xx	xx.xx	xx.xx	xx.xx
Interoperability Architecture	xx.xx	xx.xx	xx.xx	xx.xx
Investment Purpose	xx.xx	xx.xx	xx.xx	xx.xx
Offering	xx.xx	xx.xx	xx.xx	xx.xx
Procurement Channel	xx.xx	xx.xx	xx.xx	xx.xx
Purchasing Organization	xx.xx	xx.xx	xx.xx	xx.xx
Region	xx.xx	xx.xx	xx.xx	xx.xx
Screening Application	xx.xx	xx.xx	xx.xx	xx.xx
System Integration	xx.xx	xx.xx	xx.xx	xx.xx

Sources & Evidence

1. Heathrow Completes £1bn Tech Upgrade to Deliver Its Fastest, Smoothest Security Yet

   · Heathrow announced completed CT deployment on January xx.xx 2026, allowing liquids and electronics to remain in hand luggage; this supports a passenger-preparation mechanism, not transferable financial returns. ([mediacentre.heathrow.com](https://mediacentre.heathrow.com/pressrelease/detail/xx.xx))

2. Planning and Results

   · CATSA's 2025-2026 to 2029-2030 plan combines reduced unpacking of permitted items with officer development and collaboration among maintenance providers and equipment manufacturers. ([catsa-acsta.gc.ca](https://www.catsa-acsta.gc.ca/en/publications/corporate-plan-2025-xx.xx-2029-xx.xx/planning-and-results))

3. Port of Seattle - Baggage Handling System Optimization
   - Evidence informing the 2032 market-value input; displayed series and growth include calculations: The consolidation example constrains equipment-volume assumptions; its whole baggage-handling project value is excluded from market sizing. ([portseattle.org](https://www.portseattle.org/projects/baggage-handling-system-optimization))
   - Evidence informing forecast-year allocation inputs; displayed values and growth are calculated: The airport replaces six separate screening systems with centralized screening and expects reduced screening-machine demand while expanding capacity. This supplies a counterforce to volume-only checked-baggage forecasting.
   - Evidence informing base-year allocation inputs; displayed values and growth are calculated: Seattle is consolidating six screening systems, expects reduced screening-machine demand and schedules final-phase completion in 2029. Supports integration demand while constraining detector-volume growth; the whole-project budget is excluded.
   - Evidence informing forecast-year allocation inputs; displayed values and growth are calculated: Seattle is consolidating six screening systems, expects reduced screening-machine demand and schedules final-phase completion in 2029. Supports integration demand while constraining detector-volume growth; the whole-project budget is excluded.
   - Evidence informing forecast-year allocation inputs; displayed values and growth are calculated: Seattle's project combines increased screening capacity with consolidation from six screening systems and reduced screening-machine demand. This constrains the forecast assumption that capacity growth requires proportional equipment additions.
   - Evidence informing forecast-year allocation inputs; displayed values and growth are calculated: Replacement and capacity objectives coexist within the project. Its wider baggage-handling budget is not treated as screening-equipment revenue or assigned additively to multiple purposes.
4. ACI World - Biannual global air travel demand update, 30 September 2025
   - Evidence informing base-year allocation inputs; displayed values and growth are calculated: Regional traffic-scale input; geographic rebasing and spending intensities are modeled.
   - Evidence informing forecast-year allocation inputs; displayed values and growth are calculated: Regional traffic-scale input; geographic rebasing and spending intensities are modeled.
   - Evidence informing base-year allocation inputs; displayed values and growth are calculated: Regional traffic-scale input; Mexico is reassigned to its captured North American parent.
   - Evidence informing forecast-year allocation inputs; displayed values and growth are calculated: Regional traffic-scale input; Mexico is reassigned to its captured North American parent.
   - Evidence informing base-year allocation inputs; displayed values and growth are calculated: Regional traffic-scale input; source membership differs from the captured hierarchy.
   - Evidence informing forecast-year allocation inputs; displayed values and growth are calculated: Regional traffic-scale input; source membership differs from the captured hierarchy.
   - Evidence informing base-year allocation inputs; displayed values and growth are calculated: Regional traffic-scale input before the modeled Turkey and Israel bridge.
   - Evidence informing forecast-year allocation inputs; displayed values and growth are calculated: Regional traffic-scale input before the modeled Turkey and Israel bridge.
   - Evidence informing base-year allocation inputs; displayed values and growth are calculated: The xx.xx-million 2025 traffic estimate constrains the regional demand proxy, not equipment spending.
   - Evidence informing forecast-year allocation inputs; displayed values and growth are calculated: The xx.xx-million 2025 traffic estimate constrains the regional demand proxy, not equipment spending.
   - Evidence informing base-year allocation inputs; displayed values and growth are calculated: The xx.xx-billion 2025 traffic estimate constrains regional scale; forecast purchasing convergence is assumed.
   - Evidence informing forecast-year allocation inputs; displayed values and growth are calculated: The xx.xx-billion 2025 traffic estimate constrains regional scale; forecast purchasing convergence is assumed.

5. ACI World - Global Airport Passenger Traffic Reaches Record 9.8 Billion in 2025
   - Evidence informing base-year allocation inputs; displayed values and growth are calculated: Full-year 2025 traffic weakness qualifies the mature-market expansion assumption.
   - Evidence informing forecast-year allocation inputs; displayed values and growth are calculated: Full-year 2025 traffic weakness qualifies the mature-market expansion assumption.
   - Evidence informing base-year allocation inputs; displayed values and growth are calculated: Full-year growth provides a regional direction check, not an equipment-share observation.
   - Evidence informing forecast-year allocation inputs; displayed values and growth are calculated: Full-year growth provides a regional direction check, not an equipment-share observation.
   - Evidence informing base-year allocation inputs; displayed values and growth are calculated: Full-year traffic growth constrains the regional demand premise.
   - Evidence informing forecast-year allocation inputs; displayed values and growth are calculated: Full-year traffic growth constrains the regional demand premise.
   - Evidence informing forecast-year allocation inputs; displayed values and growth are calculated: The reported first-half 2026 decline of xx.xx% constrains the recovery scenario.
   - Evidence informing base-year allocation inputs; displayed values and growth are calculated: Reported 2025 growth provides a demand-direction check; procurement intensity remains assumed.
   - Evidence informing forecast-year allocation inputs; displayed values and growth are calculated: Reported 2025 growth provides a demand-direction check; procurement intensity remains assumed.
   - Evidence informing base-year allocation inputs; displayed values and growth are calculated: Reported traffic momentum supports differentiated demand, not the final modeled forecast share.
   - Evidence informing forecast-year allocation inputs; displayed values and growth are calculated: Reported traffic momentum supports differentiated demand, not the final modeled forecast share.

6. CATSA - 2025 Annual Report, Management’s Discussion and Analysis
   - Evidence informing base-year allocation inputs; displayed values and growth are calculated: C$xx.xx EDS capital expenditure constrains the Canadian expenditure calibration; baggage attribution is modeled.
   - Evidence informing forecast-year allocation inputs; displayed values and growth are calculated: C$xx.xx EDS capital expenditure constrains the Canadian expenditure calibration; baggage attribution is modeled.
   - Evidence informing base-year allocation inputs; displayed values and growth are calculated: Buyer-spending calibration supports a premium regional equipment/support intensity, not an observed regional share.
   - Evidence informing forecast-year allocation inputs; displayed values and growth are calculated: Buyer-spending calibration supports a premium regional equipment/support intensity, not an observed regional share.
   - Evidence informing forecast-year allocation inputs; displayed values and growth are calculated: Actual spending, original budget and reprofile amounts constrain the forecast's purchasing-execution interpretation; they are not a global growth rate. ([catsa-acsta.gc.ca](https://www.catsa-acsta.gc.ca/en/publications/2025-annual-report/management-discussion-and-analysis))
   - Evidence informing base-year allocation inputs; displayed values and growth are calculated: FY2024/xx.xx pre-board capital appropriations used were C$xx.xx. This supplies the Canadian purchasing comparison and a component of the non-passenger-to-cabin activity proxy, not a global share.
   - Evidence informing forecast-year allocation inputs; displayed values and growth are calculated: FY2024/xx.xx pre-board capital appropriations used were C$xx.xx. This supplies the Canadian purchasing comparison and a component of the non-passenger-to-cabin activity proxy, not a global share.
   - Evidence informing base-year allocation inputs; displayed values and growth are calculated: FY2024/xx.xx hold-baggage capital appropriations used were C$xx.xx; this constrains the independent application-capital comparison.
   - Evidence informing base-year allocation inputs; displayed values and growth are calculated: FY2024/xx.xx non-passenger capital appropriations used were C$xx.xx, below the original C$xx.xx budget. Actual purchasing informs the proxy and qualifies automatic announcement-to-revenue conversion.
   - Evidence informing forecast-year allocation inputs; displayed values and growth are calculated: FY2024/xx.xx non-passenger capital appropriations used were C$xx.xx, below the original C$xx.xx budget. Actual purchasing informs the proxy and qualifies automatic announcement-to-revenue conversion.
   - Evidence informing base-year allocation inputs; displayed values and growth are calculated: Reports C$xx.xx EDS capital expenditure for FY2024/xx.xx and identifies both baggage equipment and full-body scanners in the capital scope, requiring a baggage-attribution adjustment.
   - Evidence informing forecast-year allocation inputs; displayed values and growth are calculated: Reports C$xx.xx EDS capital expenditure for FY2024/xx.xx and identifies both baggage equipment and full-body scanners in the capital scope, requiring a baggage-attribution adjustment.
   - Evidence informing forecast-year allocation inputs; displayed values and growth are calculated: EDS outturn was C$xx.xx versus an original C$xx.xx plan and revised C$xx.xx budget. Reprofiling constrains assumed award conversion and deployment timing; it does not measure procurement-channel mix. ([catsa-acsta.gc.ca](https://www.catsa-acsta.gc.ca/en/publications/2025-annual-report/management-discussion-and-analysis))
   - Evidence informing base-year allocation inputs; displayed values and growth are calculated: The actual capital-project list identifies hold-baggage capacity expansion at Montréal-Trudeau, supporting the expansion classification, not its modeled global revenue weight.
   - Evidence informing forecast-year allocation inputs; displayed values and growth are calculated: The actual capital-project list identifies hold-baggage capacity expansion at Montréal-Trudeau, supporting the expansion classification, not its modeled global revenue weight.
   - Evidence informing base-year allocation inputs; displayed values and growth are calculated: The actual project list includes checkpoint CT deployment and hold-baggage oversize-equipment lifecycle management, supporting renewal activity without disclosing its purpose-specific spending.
   - Evidence informing forecast-year allocation inputs; displayed values and growth are calculated: The actual project list includes checkpoint CT deployment and hold-baggage oversize-equipment lifecycle management, supporting renewal activity without disclosing its purpose-specific spending.

7. Leidos - Leidos wins TSA logistics contract, 23 January 2025
   - Evidence informing base-year allocation inputs; displayed values and growth are calculated: The eight-year, USD xx.xx maximum sustainment award covers xx.xx units at over xx.xx locations; scope and realization adjustments are modeled.
   - Evidence informing forecast-year allocation inputs; displayed values and growth are calculated: The eight-year, USD xx.xx maximum sustainment award covers xx.xx units at over xx.xx locations; scope and realization adjustments are modeled.
   - Evidence informing base-year allocation inputs; displayed values and growth are calculated: Supports recurring-support scale and manufacturer-coordination constraints, not unrestricted service access.
   - Evidence informing forecast-year allocation inputs; displayed values and growth are calculated: Supports recurring-support scale and manufacturer-coordination constraints, not unrestricted service access.
   - Evidence informing base-year allocation inputs; displayed values and growth are calculated: The January xx.xx 2025 announcement describes an eight-year, USD xx.xx maximum sustainment contract covering xx.xx equipment units at over xx.xx locations with manufacturer coordination. Annualization and baggage/third-party attribution in the model are explicit assumptions. ([leidos.com](https://www.leidos.com/insights/leidos-wins-tsa-logistics-contract))
   - Evidence informing forecast-year allocation inputs; displayed values and growth are calculated: The January xx.xx 2025 announcement describes an eight-year, USD xx.xx maximum sustainment contract covering xx.xx equipment units at over xx.xx locations with manufacturer coordination. Annualization and baggage/third-party attribution in the model are explicit assumptions. ([leidos.com](https://www.leidos.com/insights/leidos-wins-tsa-logistics-contract))
8. ACI-LAC - Air Traffic in Latin America and the Caribbean Maintains Growth Trajectory with a 5% Increase in 2025
   - Evidence informing base-year allocation inputs; displayed values and growth are calculated: Brazil's xx.xx-million airport-traffic aggregate constrains its demand scale; equipment intensity remains modeled.
   - Evidence informing forecast-year allocation inputs; displayed values and growth are calculated: Brazil's xx.xx-million airport-traffic aggregate constrains its demand scale; equipment intensity remains modeled.
   - Evidence informing base-year allocation inputs; displayed values and growth are calculated: Regional traffic evidence constrains the common country model while leaving uncatalogued activity.
   - Evidence informing forecast-year allocation inputs; displayed values and growth are calculated: Regional traffic evidence constrains the common country model while leaving uncatalogued activity.
9. Eurostat - Air passenger transport statistics, December 2025, Table 1: 2024 country traffic
   - Evidence informing base-year allocation inputs; displayed values and growth are calculated: Traffic primitive.
   - Evidence informing forecast-year allocation inputs; displayed values and growth are calculated: Traffic primitive.
10. Eurostat - Air passenger transport: data by month
    - Evidence informing base-year allocation inputs; displayed values and growth are calculated: Interim country changes inform assumed 2025 bridges; domestic endpoint and expenditure adjustments remain modeled.
    - Evidence informing forecast-year allocation inputs; displayed values and growth are calculated: Interim country changes inform assumed 2025 bridges; domestic endpoint and expenditure adjustments remain modeled.

11. ACI EUROPE - 2025 all about traffic resilience as Europe's airports welcomed an additional 100 million passengers
    - Evidence informing base-year allocation inputs; displayed values and growth are calculated: Country growth heterogeneity constrains the shared European purchasing model.
    - Evidence informing forecast-year allocation inputs; displayed values and growth are calculated: Country growth heterogeneity constrains the shared European purchasing model.
    - Evidence informing base-year allocation inputs; displayed values and growth are calculated: Published Russian weakness constrains, rather than validates, its working scale.
    - Evidence informing forecast-year allocation inputs; displayed values and growth are calculated: Published Russian weakness constrains, rather than validates, its working scale.
    - Evidence informing base-year allocation inputs; displayed values and growth are calculated: Annual growth input to the 2025 bridge.
    - Evidence informing forecast-year allocation inputs; displayed values and growth are calculated: Annual growth input to the 2025 bridge.
12. UK Civil Aviation Authority - UK aviation officially breaks records with over 300m passenger journeys in 2025
    - Evidence informing base-year allocation inputs; displayed values and growth are calculated: The xx.xx-million UK-and-Crown-Dependency headline constrains the modeled UK country traffic bridge.
    - Evidence informing forecast-year allocation inputs; displayed values and growth are calculated: The xx.xx-million UK-and-Crown-Dependency headline constrains the modeled UK country traffic bridge.
13. Fraport - AI for Monitoring Aviation Security, 22 January 2026
    - Evidence informing base-year allocation inputs; displayed values and growth are calculated: Over xx.xx CT scanners and approximately EUR xx.xx cumulative checkpoint investment support a premium installed-mix premise, not annual national revenue.
    - Evidence informing forecast-year allocation inputs; displayed values and growth are calculated: Over xx.xx CT scanners and approximately EUR xx.xx cumulative checkpoint investment support a premium installed-mix premise, not annual national revenue.
    - Evidence informing base-year allocation inputs; displayed values and growth are calculated: Quantified national deployment provides an independent test of heterogeneous European modernization.
    - Evidence informing forecast-year allocation inputs; displayed values and growth are calculated: Quantified national deployment provides an independent test of heterogeneous European modernization.
    - Evidence informing forecast-year allocation inputs; displayed values and growth are calculated: January xx.xx 2026 APIDS deployment demonstrates additional software adoption, without establishing separate revenue. ([fraport.com](https://www.fraport.com/en/newsroom/press-releases/2026/q1/ai-for-monitoring-aviation-security.html))
    - Evidence informing forecast-year allocation inputs; displayed values and growth are calculated: On January xx.xx 2026, Fraport announced regular APIDS software operation on more than xx.xx existing Smiths CT scanners. This independently supports retained-system enhancement at one buyer, not global penetration or realized license revenue.
14. ECAC - Common Evaluation Process of security equipment
    - Evidence informing base-year allocation inputs; displayed values and growth are calculated: Evaluation is not national approval; no uniform cross-country market-access premium is assumed.
    - Evidence informing forecast-year allocation inputs; displayed values and growth are calculated: Evaluation is not national approval; no uniform cross-country market-access premium is assumed.
15. DHMİ - Havayolunda Cumhuriyet Tarihinin Rekoru, 9 January 2026
    - Evidence informing base-year allocation inputs; displayed values and growth are calculated: Supports the traffic rebasing into the captured Middle Eastern parent.
    - Evidence informing forecast-year allocation inputs; displayed values and growth are calculated: Supports the traffic rebasing into the captured Middle Eastern parent.

16. Smiths Detection - DAEP checkpoint screening contract for Dubai International Airport, 7 May 2025
    - Evidence informing base-year allocation inputs; displayed values and growth are calculated: Purchaser-specific award evidence supports a bounded premium-mix premise, not a GCC-wide allocation.
    - Evidence informing forecast-year allocation inputs; displayed values and growth are calculated: Purchaser-specific award evidence supports a bounded premium-mix premise, not a GCC-wide allocation.
17. Airports Company South Africa - Airport statistics
    - Evidence informing base-year allocation inputs; displayed values and growth are calculated: Provides an operating-network commercial anchor for the regional installed-base premise.
    - Evidence informing forecast-year allocation inputs; displayed values and growth are calculated: Provides an operating-network commercial anchor for the regional installed-base premise.
18. CAAC - 2025 Civil Aviation Industry Development Statistical Bulletin, 17 April 2026
    - Evidence informing base-year allocation inputs; displayed values and growth are calculated: Reports xx.xx mainland airport movements and xx.xx transport airports in 2025; the Hong Kong/Macao extension is modeled.
    - Evidence informing forecast-year allocation inputs; displayed values and growth are calculated: Reports xx.xx mainland airport movements and xx.xx transport airports in 2025; the Hong Kong/Macao extension is modeled.
    - Evidence informing base-year allocation inputs; displayed values and growth are calculated: Large-market traffic and airport-network scale constrain the regional demand model.
    - Evidence informing forecast-year allocation inputs; displayed values and growth are calculated: Large-market traffic and airport-network scale constrain the regional demand model.
19. Sydney Airport - Traffic and Operational Performance Q4 2025
    - Evidence informing base-year allocation inputs; displayed values and growth are calculated: Sydney's xx.xx-million traffic and staged xx.xx-lane/six-of-seven-lane deployment constrain national scale and modernization assumptions.
    - Evidence informing forecast-year allocation inputs; displayed values and growth are calculated: Sydney's xx.xx-million traffic and staged xx.xx-lane/six-of-seven-lane deployment constrain national scale and modernization assumptions.
    - Evidence informing base-year allocation inputs; displayed values and growth are calculated: Quantified staged deployment supports regional heterogeneity, not a common modernization timetable.
    - Evidence informing forecast-year allocation inputs; displayed values and growth are calculated: Quantified staged deployment supports regional heterogeneity, not a common modernization timetable.
20. U.S. Senator Michael Bennet - SAFEGUARDS Act announcement, 23 July 2025
    - Evidence informing base-year allocation inputs; displayed values and growth are calculated: The xx.xx-airport and xx.xx-lane national footprint constrains minimum network support; proposed funding is not counted as realized revenue.
    - Evidence informing forecast-year allocation inputs; displayed values and growth are calculated: The xx.xx-airport and xx.xx-lane national footprint constrains minimum network support; proposed funding is not counted as realized revenue.
    - Evidence informing base-year allocation inputs; displayed values and growth are calculated: The July xx.xx 2025 official release identifies xx.xx U.S. screening lanes, used as agency purchasing-exposure calibration rather than observed annual equipment sales.
    - Evidence informing forecast-year allocation inputs; displayed values and growth are calculated: The July xx.xx 2025 official release identifies xx.xx U.S. screening lanes, used as agency purchasing-exposure calibration rather than observed annual equipment sales.

21. CATSA 2025 Annual Report - Notes to the Financial Statements

- Evidence informing base-year allocation inputs; displayed values and growth are calculated: FY2024/xx.xx accounts disclose C$xx.xx maintenance/spares and C$xx.xx training/certification, supporting the service-budget calibration but not global baggage-only shares. ([catsa-acsta.gc.ca](https://www.catsa-acsta.gc.ca/en/publications/2025-annual-report/notes-financial-statements))
- Evidence informing forecast-year allocation inputs; displayed values and growth are calculated: FY2024/xx.xx accounts disclose C$xx.xx maintenance/spares and C$xx.xx training/certification, supporting the service-budget calibration but not global baggage-only shares. ([catsa-acsta.gc.ca](https://www.catsa-acsta.gc.ca/en/publications/2025-annual-report/notes-financial-statements))
- Evidence informing base-year allocation inputs; displayed values and growth are calculated: Separately reports C$xx.xx maintenance/spares, C$xx.xx trace/consumables and C$xx.xx training/certification, constraining attributable agency lifecycle expenditure.
- Evidence informing base-year allocation inputs; displayed values and growth are calculated: Separates screening-contractor payments from equipment support, preventing staffing expenditure from becoming equipment-market purchasing.
- Evidence informing forecast-year allocation inputs; displayed values and growth are calculated: Separately reports C$xx.xx maintenance/spares, C$xx.xx trace/consumables and C$xx.xx training/certification, constraining attributable agency lifecycle expenditure.
- Evidence informing forecast-year allocation inputs; displayed values and growth are calculated: Separates screening-contractor payments from equipment support, preventing staffing expenditure from becoming equipment-market purchasing.
- Evidence informing base-year allocation inputs; displayed values and growth are calculated: Audited expense disclosure reports C$xx.xx for maintenance and spare parts in the year ended March xx.xx 2025. It constrains support-spending materiality, not the amount attributable to an independent provider. ([catsa-acsta.gc.ca](https://www.catsa-acsta.gc.ca/en/publications/2025-annual-report/notes-financial-statements))

22. Smiths Group PLC - Full Year Results for the 12 Months Ended 31 July 2025

- Evidence informing base-year allocation inputs; displayed values and growth are calculated: FY2025 aviation original-equipment revenue of GBP xx.xx provides an independent equipment-activity scale check, not a global category share. ([www-live.smiths.com](https://www-live.smiths.com/media/snqpxwkd/smiths-group-plc-annual-results-2025-press-release.pdf))
- Evidence informing forecast-year allocation inputs; displayed values and growth are calculated: FY2025 aviation original-equipment revenue of GBP xx.xx provides an independent equipment-activity scale check, not a global category share. ([www-live.smiths.com](https://www-live.smiths.com/media/snqpxwkd/smiths-group-plc-annual-results-2025-press-release.pdf))
- Evidence informing base-year allocation inputs; displayed values and growth are calculated: GBP xx.xx aviation aftermarket revenue supports lifecycle materiality while qualifying transfer of one supplier's mix to the global service allocation. ([www-live.smiths.com](https://www-live.smiths.com/media/snqpxwkd/smiths-group-plc-annual-results-2025-press-release.pdf))
- Evidence informing forecast-year allocation inputs; displayed values and growth are calculated: GBP xx.xx aviation aftermarket revenue supports lifecycle materiality while qualifying transfer of one supplier's mix to the global service allocation. ([www-live.smiths.com](https://www-live.smiths.com/media/snqpxwkd/smiths-group-plc-annual-results-2025-press-release.pdf))
- Evidence informing base-year allocation inputs; displayed values and growth are calculated: Reports approximately xx.xx cumulative CTiX sales and continuing aviation upgrade demand; cumulative sales constrain commercial scale but are not annual global shipments. ([www-live.smiths.com](https://www-live.smiths.com/media/snqpxwkd/smiths-group-plc-annual-results-2025-press-release.pdf))
- Evidence informing forecast-year allocation inputs; displayed values and growth are calculated: Reports approximately xx.xx cumulative CTiX sales and continuing aviation upgrade demand; cumulative sales constrain commercial scale but are not annual global shipments. ([www-live.smiths.com](https://www-live.smiths.com/media/snqpxwkd/smiths-group-plc-annual-results-2025-press-release.pdf))
- Evidence informing base-year allocation inputs; displayed values and growth are calculated: Reports four operating XDi units as of July 2025 and pending regulatory certification, constraining the small XRD cohort and qualifying aggressive commercialization assumptions.
- Evidence informing forecast-year allocation inputs; displayed values and growth are calculated: Reports four operating XDi units as of July 2025 and pending regulatory certification, constraining the small XRD cohort and qualifying aggressive commercialization assumptions.
- Evidence informing forecast-year allocation inputs; displayed values and growth are calculated: Reported checkpoint modernization provides a commercial reason to model substitution from discrete legacy offerings; the filing does not disclose standalone configuration revenue.
- Evidence informing forecast-year allocation inputs; displayed values and growth are calculated: FY2025 aviation original-equipment organic growth of xx.xx% and approximately xx.xx cumulative CTiX sales constrain modernization assumptions, but do not directly measure integrated-lane penetration.
- Evidence informing forecast-year allocation inputs; displayed values and growth are calculated: Management anticipates a later-decade hold-baggage renewal cycle. This is a forward-looking input to relative purchasing assumptions, not an observed 2032 share.
- Evidence informing base-year allocation inputs; displayed values and growth are calculated: FY2025 aviation revenue includes GBP xx.xx original equipment and GBP xx.xx aftermarket. Manufacturer support participation is a counterforce to wholesale outsourcing; these supplier receipts do not identify final-buyer channel shares. ([www-live.smiths.com](https://www-live.smiths.com/media/snqpxwkd/smiths-group-plc-annual-results-2025-press-release.pdf))
- Evidence informing forecast-year allocation inputs; displayed values and growth are calculated: FY2025 aviation revenue includes GBP xx.xx original equipment and GBP xx.xx aftermarket. Manufacturer support participation is a counterforce to wholesale outsourcing; these supplier receipts do not identify final-buyer channel shares. ([www-live.smiths.com](https://www-live.smiths.com/media/snqpxwkd/smiths-group-plc-annual-results-2025-press-release.pdf))
- Evidence informing base-year allocation inputs; displayed values and growth are calculated: The substantial manufacturer aftermarket business qualifies independent-provider extrapolation because OEM support and subcontract receipts cannot automatically be reclassified as independent final-customer revenue. ([www-live.smiths.com](https://www-live.smiths.com/media/snqpxwkd/smiths-group-plc-annual-results-2025-

23. Procurement of Next Generation Security Checkpoint Equipment - Contract Award Notice
    - Evidence informing base-year allocation inputs; displayed values and growth are calculated: The October xx.xx 2022 award covers seven systems combining cabin CT, tray return, image processing and deployment responsibilities. It supports integrated purchased scope, not completed delivery or a global sales weight.
    - Evidence informing forecast-year allocation inputs; displayed values and growth are calculated: The October xx.xx 2022 award covers seven systems combining cabin CT, tray return, image processing and deployment responsibilities. It supports integrated purchased scope, not completed delivery or a global sales weight.
    - Evidence informing base-year allocation inputs; displayed values and growth are calculated: The integrated Newcastle procurement reports a GBP xx.xx-xx.xx offer range but no physical review-room location; its value cannot be assigned automatically to local review. ([sell2wales.gov.wales](https://www.sell2wales.gov.wales/search/show/search_view.aspx?ID=NOV417275))
    - Evidence informing forecast-year allocation inputs; displayed values and growth are calculated: The integrated Newcastle procurement reports a GBP xx.xx-xx.xx offer range but no physical review-room location; its value cannot be assigned automatically to local review. ([sell2wales.gov.wales](https://www.sell2wales.gov.wales/search/show/search_view.aspx?ID=NOV417275))
    - Evidence informing base-year allocation inputs; displayed values and growth are calculated: Central image processing is included, but a separate on-site room is not specified; constrains classification rather than supplying a remote-review sales weight. ([sell2wales.gov.wales](https://www.sell2wales.gov.wales/search/show/search_view.aspx?ID=NOV417275))
    - Evidence informing forecast-year allocation inputs; displayed values and growth are calculated: Central image processing is included, but a separate on-site room is not specified; constrains classification rather than supplying a remote-review sales weight. ([sell2wales.gov.wales](https://www.sell2wales.gov.wales/search/show/search_view.aspx?ID=NOV417275))
    - Evidence informing base-year allocation inputs; displayed values and growth are calculated: The bundled award does not identify a mixed-location package or its attributable price, preventing automatic hybrid classification. ([sell2wales.gov.wales](https://www.sell2wales.gov.wales/search/show/search_view.aspx?ID=NOV417275))
    - Evidence informing forecast-year allocation inputs; displayed values and growth are calculated: The bundled award does not identify a mixed-location package or its attributable price, preventing automatic hybrid classification. ([sell2wales.gov.wales](https://www.sell2wales.gov.wales/search/show/search_view.aspx?ID=NOV417275))
24. Smiths Detection - Digital Innovation
    - Evidence informing base-year allocation inputs; displayed values and growth are calculated: ELECTORA is offered for integrating multi-vendor devices, datasets and applications; establishes the vendor-platform category but discloses no category revenue or customer-specific substitution entitlement. ([smithsdetection.com](https://www.smithsdetection.com/digital-innovation/))
    - Evidence informing forecast-year allocation inputs; displayed values and growth are calculated: ELECTORA is offered for integrating multi-vendor devices, datasets and applications; establishes the vendor-platform category but discloses no category revenue or customer-specific substitution entitlement. ([smithsdetection.com](https://www.smithsdetection.com/digital-innovation/))

25. Smiths Detection - Service
    - Evidence informing base-year allocation inputs; displayed values and growth are calculated: Inclusive capital-equipment support covers labor and parts, requiring a single-count economic allocation across services and goods. ([smithsdetection.com](https://www.smithsdetection.com/service/))
    - Evidence informing forecast-year allocation inputs; displayed values and growth are calculated: Inclusive capital-equipment support covers labor and parts, requiring a single-count economic allocation across services and goods. ([smithsdetection.com](https://www.smithsdetection.com/service/))
    - Evidence informing base-year allocation inputs; displayed values and growth are calculated: Describes inclusive labor-and-parts contracts and manufacturer support, supporting nonduplicative lifecycle attribution to projection equipment, not a verified xx.xx% fee. ([smithsdetection.com](https://www.smithsdetection.com/service/))
    - Evidence informing forecast-year allocation inputs; displayed values and growth are calculated: Describes inclusive labor-and-parts contracts and manufacturer support, supporting nonduplicative lifecycle attribution to projection equipment, not a verified xx.xx% fee. ([smithsdetection.com](https://www.smithsdetection.com/service/))
    - Evidence informing base-year allocation inputs; displayed values and growth are calculated: Supports the existence of manufacturer lifecycle offerings; broad service-footprint counts are not used as CT revenue weights.
    - Evidence informing forecast-year allocation inputs; displayed values and growth are calculated: Supports the existence of manufacturer lifecycle offerings; broad service-footprint counts are not used as CT revenue weights.
    - Evidence informing base-year allocation inputs; displayed values and growth are calculated: Supports commercial maintenance, refurbishment and parts offerings for portable equipment without establishing baggage-specific service receipts.
    - Evidence informing forecast-year allocation inputs; displayed values and growth are calculated: Supports commercial maintenance, refurbishment and parts offerings for portable equipment without establishing baggage-specific service receipts.
    - Evidence informing base-year allocation inputs; displayed values and growth are calculated: The manufacturer markets direct on-site support and inclusive capital-equipment labor-and-parts contracts. This supports a continuing manufacturer-service alternative, without measuring a pricing premium. ([smithsdetection.com](https://www.smithsdetection.com/service/))
    - Evidence informing forecast-year allocation inputs; displayed values and growth are calculated: The manufacturer markets direct on-site support and inclusive capital-equipment labor-and-parts contracts. This supports a continuing manufacturer-service alternative, without measuring a pricing premium. ([smithsdetection.com](https://www.smithsdetection.com/service/))
    - Evidence informing base-year allocation inputs; displayed values and growth are calculated: Manufacturer-provided bundled support is a commercial alternative to separate technical-service procurement, limiting assumptions of unrestricted third-party substitution. ([smithsdetection.com](https://www.smithsdetection.com/service/))
    - Evidence informing forecast-year allocation inputs; displayed values and growth are calculated: Manufacturer-provided bundled support is a commercial alternative to separate technical-service procurement, limiting assumptions of unrestricted third-party substitution. ([smithsdetection.com](https://www.smithsdetection.com/service/))
26. Hold baggage screening upgrade, Dublin and Cork Airports, Ireland
    - Evidence informing base-year allocation inputs; displayed values and growth are calculated: Describes three upgraded hold-baggage systems delivered through separate construction, baggage-integration and advisory appointments, completed in March 2023. Supports integrated-system attribution without assuming a universal single-prime model.
    - Evidence informing forecast-year allocation inputs; displayed values and growth are calculated: Describes three upgraded hold-baggage systems delivered through separate construction, baggage-integration and advisory appointments, completed in March 2023. Supports integrated-system attribution without assuming a universal single-prime model.

27. Corporate Plan 2025-26 to 2029-30 Summary - Financial Overview

- Evidence informing base-year allocation inputs; displayed values and growth are calculated: CATSA distinguishes major-checkpoint CT replacement from single-view-to-multiview replacement elsewhere, supporting application-specific projection demand and forecast assumptions. It also discloses capital funding subject to reprofile approval.
([catsa-acsta.gc.ca](https://www.catsa-acsta.gc.ca/en/publications/corporate-plan-2025-xx.xx-2029-xx.xx/financial-overview))
- Evidence informing forecast-year allocation inputs; displayed values and growth are calculated: CATSA distinguishes major-checkpoint CT replacement from single-view-to-multiview replacement elsewhere, supporting application-specific projection demand and forecast assumptions. It also discloses capital funding subject to reprofile approval.
([catsa-acsta.gc.ca](https://www.catsa-acsta.gc.ca/en/publications/corporate-plan-2025-xx.xx-2029-xx.xx/financial-overview))
- Evidence informing base-year allocation inputs; displayed values and growth are calculated: CT replacement is a stated major-checkpoint investment priority, subject to funding and delivery risks; this supports direction, not the modeled global share.
- Evidence informing forecast-year allocation inputs; displayed values and growth are calculated: CT replacement is a stated major-checkpoint investment priority, subject to funding and delivery risks; this supports direction, not the modeled global share.
- Evidence informing base-year allocation inputs; displayed values and growth are calculated: The plan includes additional screening equipment and expansion of existing hold-baggage screening capacity. Its FY2025/xx.xx capital budget is C$xx.xx across mixed activities; plans are not recognized supplier revenue.
- Evidence informing forecast-year allocation inputs; displayed values and growth are calculated: The plan includes additional screening equipment and expansion of existing hold-baggage screening capacity. Its FY2025/xx.xx capital budget is C$xx.xx across mixed activities; plans are not recognized supplier revenue.
- Evidence informing base-year allocation inputs; displayed values and growth are calculated: The plan distinguishes replacement of checkpoint X-ray equipment with CT and asset lifecycle renewal from additional capacity. Funding, partner timing and reprofiling qualify forecast realization.
- Evidence informing forecast-year allocation inputs; displayed values and growth are calculated: The plan distinguishes replacement of checkpoint X-ray equipment with CT and asset lifecycle renewal from additional capacity. Funding, partner timing and reprofiling qualify forecast realization.

28. ECAC CEP Public Equipment List - Explosive Detection Systems, Update 18 April 2025

- Evidence informing base-year allocation inputs; displayed values and growth are calculated: The April xx.xx 2025 list retains XRD xx.xx supporting the legacy commercial-category premise but not the assumed installed cohort or sales volume.
([ecac-ceac.org](https://www.ecac-ceac.org/images/activities/security/ECAC-CEP-EDS-equipment_public_list_update_20250418.pdf))
- Evidence informing forecast-year allocation inputs; displayed values and growth are calculated: The April xx.xx 2025 list retains XRD xx.xx supporting the legacy commercial-category premise but not the assumed installed cohort or sales volume.
([ecac-ceac.org](https://www.ecac-ceac.org/images/activities/security/ECAC-CEP-EDS-equipment_public_list_update_20250418.pdf))

29. Partners - HALO X-ray Technologies Ltd

- Evidence informing base-year allocation inputs; displayed values and growth are calculated: Named airport pilots and approximately USD xx.xx and USD xx.xx development programs establish commercialization activity and program scale, not realized annual XRD equipment revenue.
([haloxray.com](https://www.haloxray.com/partners))
- Evidence informing forecast-year allocation inputs; displayed values and growth are calculated: Named airport pilots and approximately USD xx.xx and USD xx.xx development programs establish commercialization activity and program scale, not realized annual XRD equipment revenue.
([haloxray.com](https://www.haloxray.com/partners))

30. Explosives Trace Detectors (ETDs): Market Survey Report, November 2021
    - Evidence informing base-year allocation inputs; displayed values and growth are calculated: Historical IONSCAN xx.xx list-price configurations around USD xx.xx-xx.xx constrain the IMS price class; they do not establish 2025 purchasing volumes or realizations. ([dhs.gov](https://dhs.gov/sites/default/files/2021-xx.xx/SAVER_Explosives%20Trace%20Detectors%20MSR_08Nov2021_Final-xx.xx.pdf))
    - Evidence informing forecast-year allocation inputs; displayed values and growth are calculated: Historical IONSCAN xx.xx list-price configurations around USD xx.xx-xx.xx constrain the IMS price class; they do not establish 2025 purchasing volumes or realizations. ([dhs.gov](https://dhs.gov/sites/default/files/2021-xx.xx/SAVER_Explosives%20Trace%20Detectors%20MSR_08Nov2021_Final-xx.xx.pdf))
    - Evidence informing base-year allocation inputs; displayed values and growth are calculated: The Fido X4 historical USD xx.xx list-price benchmark supports the explicit nominal-price bridge; baggage attribution and unit mix remain modeled.
    - Evidence informing forecast-year allocation inputs; displayed values and growth are calculated: The Fido X4 historical USD xx.xx list-price benchmark supports the explicit nominal-price bridge; baggage attribution and unit mix remain modeled.
31. Astrotech Corporation - Form 10-K for the Fiscal Year Ended June 30, 2025
    - Evidence informing base-year allocation inputs; displayed values and growth are calculated: Discloses FY2025 product and service revenue, xx.xx deployment locations, and a six-unit USD xx.xx order. These provide a price comparator and supplier-scale check, not baggage-only revenue. ([sec.gov](https://www.sec.gov/Archives/edgar/data/xx.xx/xx.xx/astc20250630_10k.htm))
    - Evidence informing forecast-year allocation inputs; displayed values and growth are calculated: Discloses FY2025 product and service revenue, xx.xx deployment locations, and a six-unit USD xx.xx order. These provide a price comparator and supplier-scale check, not baggage-only revenue. ([sec.gov](https://www.sec.gov/Archives/edgar/data/xx.xx/xx.xx/astc20250630_10k.htm))
32. Astrotech Corporation - Form 10-K for the Fiscal Year Ended June 30, 2026
    - Evidence informing base-year allocation inputs; displayed values and growth are calculated: Reports eight TRACER units sold in FY2025 versus three in FY2026, identifies grant-related revenue within FY2025 product revenue, and describes a potential subsidiary sale. These constrain MS attribution and forecast optimism. ([sec.gov](https://www.sec.gov/Archives/edgar/data/xx.xx/xx.xx/astc20260630_10k.htm))
    - Evidence informing forecast-year allocation inputs; displayed values and growth are calculated: Reports eight TRACER units sold in FY2025 versus three in FY2026, identifies grant-related revenue within FY2025 product revenue, and describes a potential subsidiary sale. These constrain MS attribution and forecast optimism. ([sec.gov](https://www.sec.gov/Archives/edgar/data/xx.xx/xx.xx/astc20260630_10k.htm))
33. Liquid Explosive Detector, Bottle Liquid Scanner, Insight - Agilent
    - Evidence informing base-year allocation inputs; displayed values and growth are calculated: Identifies Raman-based airport resolution products and dated September 2025 launch and May 2026 contract announcements. Supports category continuity and adoption premises, not global unit or revenue shares. ([agilent.com](https://www.agilent.com/en/product/molecular-spectroscopy/raman-spectroscopy/raman-aviation-security-systems/insight-series-alarm-resolution-systems))
    - Evidence informing forecast-year allocation inputs; displayed values and growth are calculated: Identifies Raman-based airport resolution products and dated September 2025 launch and May 2026 contract announcements. Supports category continuity and adoption premises, not global unit or revenue shares. ([agilent.com](https://www.agilent.com/en/product/molecular-spectroscopy/raman-spectroscopy/raman-aviation-security-systems/insight-series-alarm-resolution-systems))

34. Bottle Liquid Scanner for Sale from China - Securina

· Evidence informing base-year allocation inputs; displayed values and growth are calculated: Positions microwave-based liquid-screening products for airports and customs. Supports commercial classification only; prices, authorization and purchasing weights remain assumptions. ([securinadetection.com](https://www.securinadetection.com/Bottle-Liquid-Scanner-Manufacturer-China.html))

· Evidence informing forecast-year allocation inputs; displayed values and growth are calculated: Positions microwave-based liquid-screening products for airports and customs. Supports commercial classification only; prices, authorization and purchasing weights remain assumptions. ([securinadetection.com](https://www.securinadetection.com/Bottle-Liquid-Scanner-Manufacturer-China.html))

35. Quick, Accurate Threat-Detection Scanner for Liquid, Aerosol, and Gels Eases and Secures Air Travel Worldwide

· Evidence informing base-year allocation inputs; displayed values and growth are calculated: Identifies LS10 as a complete commercial liquid scanner combining RF and ultrasonic capabilities, supporting nonduplicative complete-product attribution. ([battelle.org](https://www.battelle.org/insights/case-studies/case-study-details/quick-accurate-threat-detection-scanner-for-liquid-aerosol-and-gels-eases-and-secures-air-travel-worldwide))

· Evidence informing forecast-year allocation inputs; displayed values and growth are calculated: Identifies LS10 as a complete commercial liquid scanner combining RF and ultrasonic capabilities, supporting nonduplicative complete-product attribution. ([battelle.org](https://www.battelle.org/insights/case-studies/case-study-details/quick-accurate-threat-detection-scanner-for-liquid-aerosol-and-gels-eases-and-secures-air-travel-worldwide))

36. ECAC CEP Public Equipment List - Liquid Explosive Detection Systems, Update 10 July 2025

· Evidence informing base-year allocation inputs; displayed values and growth are calculated: The July xx.xx 2025 list includes One Resonance Sensors MobiLab BLS. This supports retained listed status for a named product, not active supply, paid installed stock or observed receipts. ([ecac-ceac.org](https://www.ecac-ceac.org/images/activities/security/ECAC-CEP-LEDS%20equipment%20public%20list-update%xx.xx-xx.xx-rev1.pdf))

· Evidence informing forecast-year allocation inputs; displayed values and growth are calculated: The July xx.xx 2025 list includes One Resonance Sensors MobiLab BLS. This supports retained listed status for a named product, not active supply, paid installed stock or observed receipts. ([ecac-ceac.org](https://www.ecac-ceac.org/images/activities/security/ECAC-CEP-LEDS%20equipment%20public%20list-update%xx.xx-xx.xx-rev1.pdf))

37. MobiLab BLS Bottled Liquid Scanner Endorsed By European Civil Aviation Conference

· Evidence informing base-year allocation inputs; displayed values and growth are calculated: The company's May xx.xx 2014 announcement identifies MobiLab BLS as an NMR-based airport liquid scanner and states that orders were being accepted. Establishes historical commercial offering, not 2025 deliveries. ([prnewswire.com](https://www.prnewswire.com/news-releases/mobilab-bls-bottled-liquid-scanner-endorsed-by-european-civil-aviation-conference-xx.xx.html))

· Evidence informing forecast-year allocation inputs; displayed values and growth are calculated: The company's May xx.xx 2014 announcement identifies MobiLab BLS as an NMR-based airport liquid scanner and states that orders were being accepted. Establishes historical commercial offering, not 2025 deliveries. ([prnewswire.com](https://www.prnewswire.com/news-releases/mobilab-bls-bottled-liquid-scanner-endorsed-by-european-civil-aviation-conference-xx.xx.html))

38. SafePointe BLS Powered by ORS - Bottled Liquid Explosives Detection Solution

- Evidence informing base-year allocation inputs; displayed values and growth are calculated: The branded supplier brochure documents an ORS-powered bottled-liquid product channel. Its availability does not establish current orders or support continuity; it supports only the legacy-channel modeling premise. ([uploads-ssl.webflow.com](https://uploads-ssl.webflow.com/608330bcae48962bf6d7ff37/6149f80be6c30d34b5e3debe_BLS-Flyer-Compressed.pdf))
- Evidence informing forecast-year allocation inputs; displayed values and growth are calculated: The branded supplier brochure documents an ORS-powered bottled-liquid product channel. Its availability does not establish current orders or support continuity; it supports only the legacy-channel modeling premise. ([uploads-ssl.webflow.com](https://uploads-ssl.webflow.com/608330bcae48962bf6d7ff37/6149f80be6c30d34b5e3debe_BLS-Flyer-Compressed.pdf))

39. Florida Division of Corporations - One Resonance Sensors, LLC, Entity Detail

- Evidence informing base-year allocation inputs; displayed values and growth are calculated: The official registry records One Resonance Sensors, LLC as inactive following administrative dissolution on September xx.xx 2019. This counterevidence constrains continuity assumptions but does not prove zero surviving product support. ([search.sunbiz.org](https://search.sunbiz.org/Inquiry/CorporationSearch/SearchResultDetail?aggregateId=flal-l11000122986-c57f60b3-690d-4c87-836a-9aeb045075e8&directionType=CurrentList&inquirytype=EntityName&listNameOrder=ONERESONANCESENSORS+L110001229860&searchNameOrder=ONERESONANCESENSORS+L110001229860&searchTerm=ONE+RED+AMPERSAND+LLC))
- Evidence informing forecast-year allocation inputs; displayed values and growth are calculated: The official registry records One Resonance Sensors, LLC as inactive following administrative dissolution on September xx.xx 2019. This counterevidence constrains continuity assumptions but does not prove zero surviving product support. ([search.sunbiz.org](https://search.sunbiz.org/Inquiry/CorporationSearch/SearchResultDetail?aggregateId=flal-l11000122986-c57f60b3-690d-4c87-836a-9aeb045075e8&directionType=CurrentList&inquirytype=EntityName&listNameOrder=ONERESONANCESENSORS+L110001229860&searchNameOrder=ONERESONANCESENSORS+L110001229860&searchTerm=ONE+RED+AMPERSAND+LLC))

40. Explosive Detection - Teledyne FLIR Defense

- Evidence informing base-year allocation inputs; displayed values and growth are calculated: Lists offered Fido X-series products and service support, supporting commercial offering continuity only, not airport-specific eligibility or sales weights. ([flir.com](https://www.flir.com/threat-detection/explosives/))
- Evidence informing forecast-year allocation inputs; displayed values and growth are calculated: Lists offered Fido X-series products and service support, supporting commercial offering continuity only, not airport-specific eligibility or sales weights. ([flir.com](https://www.flir.com/threat-detection/explosives/))

41. Scintrex Trace E3500 Explosive Trace Detection Unit - SecurityPro USA

- Evidence informing base-year allocation inputs; displayed values and growth are calculated: The distributor offers E3500 chemiluminescence equipment and identifies customs/border applications. Supports a commercial category lead, not measured airport purchasing or the assumed price. ([securityprousa.com](https://www.securityprousa.com/collections/explosive-detection/products/scintrex-trace-e3500-explosive-trace-detection-unit))
- Evidence informing forecast-year allocation inputs; displayed values and growth are calculated: The distributor offers E3500 chemiluminescence equipment and identifies customs/border applications. Supports a commercial category lead, not measured airport purchasing or the assumed price. ([securityprousa.com](https://www.securityprousa.com/collections/explosive-detection/products/scintrex-trace-e3500-explosive-trace-detection-unit))

42. Portable Explosive Detector - Trace Detector EVD-3000+

- Evidence informing base-year allocation inputs; displayed values and growth are calculated: The distributor offers EVD-xx.xx+ thermo-redox equipment. Supports offered-product classification, not airport authorization, purchasing volume or the modeled realization. ([securityprousa.com](https://www.securityprousa.com/products/scintrex-trace-evd-xx.xx-portable-trace-detection-unit))
- Evidence informing forecast-year allocation inputs; displayed values and growth are calculated: The distributor offers EVD-xx.xx+ thermo-redox equipment. Supports offered-product classification, not airport authorization, purchasing volume or the modeled realization. ([securityprousa.com](https://www.securityprousa.com/products/scintrex-trace-evd-xx.xx-portable-trace-detection-unit))

43. CATSA's Purchase Order Terms and Conditions

- Evidence informing base-year allocation inputs; displayed values and growth are calculated: Contract terms constrain maintenance, parts and consumables escalation, qualifying unrestricted aftermarket pricing assumptions in the projection lifecycle model. ([catsa-acsta.gc.ca](https://www.catsa-acsta.gc.ca/en/publications/catsa-s-purchase-order-terms-and-conditions))
- Evidence informing forecast-year allocation inputs; displayed values and growth are calculated: Contract terms constrain maintenance, parts and consumables escalation, qualifying unrestricted aftermarket pricing assumptions in the projection lifecycle model. ([catsa-acsta.gc.ca](https://www.catsa-acsta.gc.ca/en/publications/catsa-s-purchase-order-terms-and-conditions))
- Evidence informing base-year allocation inputs; displayed values and growth are calculated: Contractual price limits constrain the pricing premise, but do not verify CT-specific global support receipts.
- Evidence informing forecast-year allocation inputs; displayed values and growth are calculated: Contractual price limits constrain the pricing premise, but do not verify CT-specific global support receipts.
- Evidence informing base-year allocation inputs; displayed values and growth are calculated: Maintenance and consumable escalation limits qualify the trace-platform pricing assumption rather than establishing the modeled IMS share.
- Evidence informing forecast-year allocation inputs; displayed values and growth are calculated: Maintenance and consumable escalation limits qualify the trace-platform pricing assumption rather than establishing the modeled IMS share.
- Evidence informing base-year allocation inputs; displayed values and growth are calculated: The pre-existing-software clause grants broad license rights without transferring ownership; proprietary ownership alone therefore cannot establish the Closed revenue numerator. ([catsa-acsta.gc.ca](https://www.catsa-acsta.gc.ca/en/publications/catsa-s-purchase-order-terms-and-conditions))
- Evidence informing forecast-year allocation inputs; displayed values and growth are calculated: The pre-existing-software clause grants broad license rights without transferring ownership; proprietary ownership alone therefore cannot establish the Closed revenue numerator. ([catsa-acsta.gc.ca](https://www.catsa-acsta.gc.ca/en/publications/catsa-s-purchase-order-terms-and-conditions))
- Evidence informing base-year allocation inputs; displayed values and growth are calculated: Software modification rights are not themselves proof of standards-based interfaces or independent component substitution; supports conservative classification. ([catsa-acsta.gc.ca](https://www.catsa-acsta.gc.ca/en/publications/catsa-s-purchase-order-terms-and-conditions))
- Evidence informing forecast-year allocation inputs; displayed values and growth are calculated: Software modification rights are not themselves proof of standards-based interfaces or independent component substitution; supports conservative classification. ([catsa-acsta.gc.ca](https://www.catsa-acsta.gc.ca/en/publications/catsa-s-purchase-order-terms-and-conditions))

44. Liquids Scanner for Airport Security - UC Davis
    - Evidence informing base-year allocation inputs; displayed values and growth are calculated: The February xx.xx 2011 account establishes a development contract and licensing relationship. Its development allocation is excluded from 2025 receipts and does not establish a surviving commercial cohort. ([ucdavis.edu](https://www.ucdavis.edu/news/liquids-scanner-airport-security))
    - Evidence informing forecast-year allocation inputs; displayed values and growth are calculated: The February xx.xx 2011 account establishes a development contract and licensing relationship. Its development allocation is excluded from 2025 receipts and does not establish a surviving commercial cohort. ([ucdavis.edu](https://www.ucdavis.edu/news/liquids-scanner-airport-security))
45. Open Architecture for Airport Security Systems, Second Edition
    - Evidence informing base-year allocation inputs; displayed values and growth are calculated: Distinguishes proprietary integration from interoperable connections, supporting the category boundary rather than an observed revenue share. ([aci-europe.org](https://aci-europe.org/downloads/resources/Open%20Architecture%20for%20Airport%20Security%20Systems%202nd%20Edition.pdf))
    - Evidence informing forecast-year allocation inputs; displayed values and growth are calculated: Distinguishes proprietary integration from interoperable connections, supporting the category boundary rather than an observed revenue share. ([aci-europe.org](https://aci-europe.org/downloads/resources/Open%20Architecture%20for%20Airport%20Security%20Systems%202nd%20Edition.pdf))
    - Evidence informing base-year allocation inputs; displayed values and growth are calculated: Integration does not guarantee interoperability; this constrains attribution of vendor-mediated configurations. ([aci-europe.org](https://aci-europe.org/downloads/resources/Open%20Architecture%20for%20Airport%20Security%20Systems%202nd%20Edition.pdf))
    - Evidence informing forecast-year allocation inputs; displayed values and growth are calculated: Integration does not guarantee interoperability; this constrains attribution of vendor-mediated configurations. ([aci-europe.org](https://aci-europe.org/downloads/resources/Open%20Architecture%20for%20Airport%20Security%20Systems%202nd%20Edition.pdf))
    - Evidence informing base-year allocation inputs; displayed values and growth are calculated: Allows identified partial compliance and discusses accountable integration responsibilities; supports scoped open attribution, not whole-purchase reclassification. ([aci-europe.org](https://aci-europe.org/downloads/resources/Open%20Architecture%20for%20Airport%20Security%20Systems%202nd%20Edition.pdf))
    - Evidence informing forecast-year allocation inputs; displayed values and growth are calculated: Allows identified partial compliance and discusses accountable integration responsibilities; supports scoped open attribution, not whole-purchase reclassification. ([aci-europe.org](https://aci-europe.org/downloads/resources/Open%20Architecture%20for%20Airport%20Security%20Systems%202nd%20Edition.pdf))

46. GAO-24-106573 - DHS Annual Assessment: Most Programs Are Meeting Current Goals, but Some Continue to Face Cost and Schedule Challenges

- Evidence informing base-year allocation inputs; displayed values and growth are calculated: Reports xx.xx AT/CT, xx.xx base, xx.xx mid-size and xx.xx full-size deployments by September 2023; supplies configuration proxies and an incomplete-renewal constraint, not contractual architecture shares. ([gao.gov](https://www.gao.gov/assets/gao-xx.xx-xx.xx.pdf))
- Evidence informing forecast-year allocation inputs; displayed values and growth are calculated: Reports xx.xx AT/CT, xx.xx base, xx.xx mid-size and xx.xx full-size deployments by September 2023; supplies configuration proxies and an incomplete-renewal constraint, not contractual architecture shares. ([gao.gov](https://www.gao.gov/assets/gao-xx.xx-xx.xx.pdf))
- Evidence informing base-year allocation inputs; displayed values and growth are calculated: The deployed configuration mix underlies the xx.xx/xx.xx newer-cohort and xx.xx/xx.xx older-cohort proxy calculations; global and contractual attribution remain modeled. ([gao.gov](https://www.gao.gov/assets/gao-xx.xx-xx.xx.pdf))
- Evidence informing forecast-year allocation inputs; displayed values and growth are calculated: The deployed configuration mix underlies the xx.xx/xx.xx newer-cohort and xx.xx/xx.xx older-cohort proxy calculations; global and contractual attribution remain modeled. ([gao.gov](https://www.gao.gov/assets/gao-xx.xx-xx.xx.pdf))
- Evidence informing base-year allocation inputs; displayed values and growth are calculated: The assessment records xx.xx checkpoint systems deployed by September 2023 against an eventual xx.xx-system program. This supports an incomplete replacement cycle and qualifies any assumption of universal CT adoption.
- Evidence informing forecast-year allocation inputs; displayed values and growth are calculated: The assessment records xx.xx checkpoint systems deployed by September 2023 against an eventual xx.xx-system program. This supports an incomplete replacement cycle and qualifies any assumption of universal CT adoption.
- Evidence informing base-year allocation inputs; displayed values and growth are calculated: Reports a September 2023 U.S. CT cohort containing xx.xx AT/CT and xx.xx base systems, providing counterevidence to assigning all CT activity automatically to integrated lanes.
- Evidence informing forecast-year allocation inputs; displayed values and growth are calculated: Reports a September 2023 U.S. CT cohort containing xx.xx AT/CT and xx.xx base systems, providing counterevidence to assigning all CT activity automatically to integrated lanes.
- Evidence informing base-year allocation inputs; displayed values and growth are calculated: Reports xx.xx mid-size and xx.xx full-size systems within xx.xx deployed CT systems; supports differentiated configuration assumptions rather than treating technology adoption as an integration-share observation.
- Evidence informing forecast-year allocation inputs; displayed values and growth are calculated: Reports xx.xx mid-size and xx.xx full-size systems within xx.xx deployed CT systems; supports differentiated configuration assumptions rather than treating technology adoption as an integration-share observation.
- Evidence informing base-year allocation inputs; displayed values and growth are calculated: The 2024 assessment records xx.xx checkpoint deployments as of September 2023 against xx.xx planned systems replacing aging equipment. It supports staged renewal, but does not establish current deployment completion or the modeled 2032 share.
- Evidence informing forecast-year allocation inputs; displayed values and growth are calculated: The 2024 assessment records xx.xx checkpoint deployments as of September 2023 against xx.xx planned systems replacing aging equipment. It supports staged renewal, but does not establish current deployment completion or the modeled 2032 share.
- Evidence informing forecast-year allocation inputs; displayed values and growth are calculated: The program separately anticipates enhancements to fielded systems, supporting a retained-equipment commercial pathway without supplying an attributable upgrade-revenue split.

47. CATSA 2025 Annual Report - Overview of Activities

- Evidence informing base-year allocation inputs; displayed values and growth are calculated: Reports xx.xx CATSA Plus lines across xx.xx airports serving more than xx.xx% of passengers in 2024/xx.xx; provides an independent integration-activity check, not a direct value allocation. ([catsa-acsta.gc.ca](https://www.catsa-acsta.gc.ca/en/publications/2025-annual-report/overview-activities))
- Evidence informing forecast-year allocation inputs; displayed values and growth are calculated: Reports xx.xx CATSA Plus lines across xx.xx airports serving more than xx.xx% of passengers in 2024/xx.xx; provides an independent integration-activity check, not a direct value allocation. ([catsa-acsta.gc.ca](https://www.catsa-acsta.gc.ca/en/publications/2025-annual-report/overview-activities))
- Evidence informing base-year allocation inputs; displayed values and growth are calculated: The reported modernized passenger coverage constrains an assumption of universally standalone activity, while leaving commercial architecture and revenue attribution unresolved. ([catsa-acsta.gc.ca](https://www.catsa-acsta.gc.ca/en/publications/2025-annual-report/overview-activities))
- Evidence informing forecast-year allocation inputs; displayed values and growth are calculated: The reported modernized passenger coverage constrains an assumption of universally standalone activity, while leaving commercial architecture and revenue attribution unresolved. ([catsa-acsta.gc.ca](https://www.catsa-acsta.gc.ca/en/publications/2025-annual-report/overview-activities))
- Evidence informing forecast-year allocation inputs; displayed values and growth are calculated: The annual report identifies enhanced non-passenger requirements and implementation planned from spring 2025. This supports a conditional modernization premise, not the modeled global uptake factor.
- Evidence informing base-year allocation inputs; displayed values and growth are calculated: Reports xx.xx CATSA Plus lines and more than xx.xx% passenger coverage in 2024/xx.xx; provides a Canadian adoption comparator, not a global local-review revenue weight. ([catsa-acsta.gc.ca](https://www.catsa-acsta.gc.ca/en/publications/2025-annual-report/overview-activities))
- Evidence informing forecast-year allocation inputs; displayed values and growth are calculated: Reports xx.xx CATSA Plus lines and more than xx.xx% passenger coverage in 2024/xx.xx; provides a Canadian adoption comparator, not a global local-review revenue weight. ([catsa-acsta.gc.ca](https://www.catsa-acsta.gc.ca/en/publications/2025-annual-report/overview-activities))
- Evidence informing base-year allocation inputs; displayed values and growth are calculated: Identifies remote screening within CATSA Plus and quantifies deployment; constrains the commercial-adoption premise but does not establish each review room's location. ([catsa-acsta.gc.ca](https://www.catsa-acsta.gc.ca/en/publications/2025-annual-report/overview-activities))
- Evidence informing forecast-year allocation inputs; displayed values and growth are calculated: Identifies remote screening within CATSA Plus and quantifies deployment; constrains the commercial-adoption premise but does not establish each review room's location. ([catsa-acsta.gc.ca](https://www.catsa-acsta.gc.ca/en/publications/2025-annual-report/overview-activities))
- Evidence informing base-year allocation inputs; displayed values and growth are calculated: Deployment coverage constrains the addressable network-enabled pool; it does not disclose hybrid contracts or justify the modeled hybrid percentage. ([catsa-acsta.gc.ca](https://www.catsa-acsta.gc.ca/en/publications/2025-annual-report/overview-activities))
- Evidence informing forecast-year allocation inputs; displayed values and growth are calculated: Deployment coverage constrains the addressable network-enabled pool; it does not disclose hybrid contracts or justify the modeled hybrid percentage. ([catsa-acsta.gc.ca](https://www.catsa-acsta.gc.ca/en/publications/2025-annual-report/overview-activities))

48. CATSA - Beyond the Checkpoint, December 2025

- Evidence informing base-year allocation inputs; displayed values and growth are calculated: Reports xx.xx operational CT machines at eight airports and a modular-line average of xx.xx passengers per hour versus xx.xx for traditional multi-split lines; supports the bounded throughput-to-unit bridge and phased-deployment premise. ([catsa-acsta.gc.ca](https://www.catsa-acsta.gc.ca/en/about-us/beyond-checkpoint-2025-december))
- Evidence informing forecast-year allocation inputs; displayed values and growth are calculated: Reports xx.xx operational CT machines at eight airports and a modular-line average of xx.xx passengers per hour versus xx.xx for traditional multi-split lines; supports the bounded throughput-to-unit bridge and phased-deployment premise. ([catsa-acsta.gc.ca](https://www.catsa-acsta.gc.ca/en/about-us/beyond-checkpoint-2025-december))

49. Smiths Detection Delivers Fully Automated International Remote Baggage Screening System Between South Korea and the United States

- Evidence informing base-year allocation inputs; displayed values and growth are calculated: The January xx.xx 2026 disclosure identifies xx.xx software licenses and DICOS V3.xx.xx exchange, and dates operational service to August 2025. Supports commercial standards-based activity and forecast feasibility, not an observed global share or a confirmed 2025 license inventory. ([smithsdetection.com](https://www.smithsdetection.com/press-releases/smiths-detection-delivers-fully-automated-international-remote-baggage-screening-system-between-south-korea-and-the-united-states/))
- Evidence informing forecast-year allocation inputs; displayed values and growth are calculated: The January xx.xx 2026 disclosure identifies xx.xx software licenses and DICOS V3.xx.xx exchange, and dates operational service to August 2025. Supports commercial standards-based activity and forecast feasibility, not an observed global share or a confirmed 2025 license inventory. ([smithsdetection.com](https://www.smithsdetection.com/press-releases/smiths-detection-delivers-fully-automated-international-remote-baggage-screening-system-between-south-korea-and-the-united-states/))

50. SeeTrue Marks Milestone with Over 100 X-ray Checkpoint Installations of Advanced AI-Based Threat Detection Software

- Evidence informing base-year allocation inputs; displayed values and growth are calculated: The December xx.xx 2024 announcement reports the 100th operational screening lane across airports and other sectors. Provides a limited commercial-adoption scale check; it is neither airport-only nor a census of standards-based entitlements. ([seetrue.ai](https://www.seetrue.ai/seetrue-marks-milestone-with-over-xx.xx-x-ray-checkpoint-installations-of-advanced-ai-based-threat-detection-software/))
- Evidence informing forecast-year allocation inputs; displayed values and growth are calculated: The December xx.xx 2024 announcement reports the 100th operational screening lane across airports and other sectors. Provides a limited commercial-adoption scale check; it is neither airport-only nor a census of standards-based entitlements. ([seetrue.ai](https://www.seetrue.ai/seetrue-marks-milestone-with-over-xx.xx-x-ray-checkpoint-installations-of-advanced-ai-based-threat-detection-software/))

51. Scarabee's Checkpoint Property Screening System to be deployed at DEN

- Evidence informing base-year allocation inputs; displayed values and growth are calculated: Describes a xx.xx-lane Denver award combining Scarabee lanes with Smiths scanners. Corroborates a commercial mixed-supplier integration route; an award is not realized annual revenue or proof of unrestricted interoperability. ([daifukuatec.com](https://daifukuatec.com/news/scarabees-checkpoint-property-screening-system-to-be-deployed-at-den))
- Evidence informing forecast-year allocation inputs; displayed values and growth are calculated: Describes a xx.xx-lane Denver award combining Scarabee lanes with Smiths scanners. Corroborates a commercial mixed-supplier integration route; an award is not realized annual revenue or proof of unrestricted interoperability. ([daifukuatec.com](https://daifukuatec.com/news/scarabees-checkpoint-property-screening-system-to-be-deployed-at-den))

52. CATSA Annual Report 2024 - Management's Discussion and Analysis

- Evidence informing base-year allocation inputs; displayed values and growth are calculated: FY2023/xx.xx pre-board capital appropriations used of C$xx.xx provide the second period in the non-passenger-to-cabin purchasing comparison.
- Evidence informing base-year allocation inputs; displayed values and growth are calculated: FY2023/xx.xx non-passenger capital appropriations used of C$xx.xx enter the two-period activity proxy; they do not identify the property-only fraction.
- Evidence informing forecast-year allocation inputs; displayed values and growth are calculated: FY2023/xx.xx non-passenger capital appropriations used of C$xx.xx enter the two-period activity proxy; they do not identify the property-only fraction.

53. Smiths Detection confirm order of 91 advanced scanners for new terminals at Moscow Sheremetyevo International Airport
    - Evidence informing base-year allocation inputs; displayed values and growth are calculated: The dated airport deployment includes xx.xx entrance baggage systems and xx.xx cabin-checkpoint systems. Their ratio supplies a historical relative-density proxy, subsequently discounted for assumed global coverage.
    - Evidence informing forecast-year allocation inputs; displayed values and growth are calculated: The dated airport deployment includes xx.xx entrance baggage systems and xx.xx cabin-checkpoint systems. Their ratio supplies a historical relative-density proxy, subsequently discounted for assumed global coverage.
54. Cochin International Airport Selects Smiths Detection's CTX 9800 for Next-Generation Hold Baggage Screening
    - Evidence informing base-year allocation inputs; displayed values and growth are calculated: The May 2017 deployment identifies xx.xx customs baggage systems alongside four hold-baggage systems. This supports the customs-intensive historical configuration proxy, not current global fleet or revenue observations.
    - Evidence informing forecast-year allocation inputs; displayed values and growth are calculated: The May 2017 deployment identifies xx.xx customs baggage systems alongside four hold-baggage systems. This supports the customs-intensive historical configuration proxy, not current global fleet or revenue observations.
55. CATSA Functions, Programs and Activities
    - Evidence informing base-year allocation inputs; displayed values and growth are calculated: Hold-baggage activities include equipment purchase, baggage-handling integration and equipment maintenance, supporting the checked-baggage capital and lifecycle boundary.
    - Evidence informing forecast-year allocation inputs; displayed values and growth are calculated: Hold-baggage activities include equipment purchase, baggage-handling integration and equipment maintenance, supporting the checked-baggage capital and lifecycle boundary.
    - Evidence informing base-year allocation inputs; displayed values and growth are calculated: Non-passenger screening covers airport workers and their belongings; only attributable property-screening offerings enter this allocation.
    - Evidence informing forecast-year allocation inputs; displayed values and growth are calculated: Non-passenger screening covers airport workers and their belongings; only attributable property-screening offerings enter this allocation.
56. House Report 119-173 - Department of Homeland Security Appropriations Bill, 2026
    - Evidence informing forecast-year allocation inputs; displayed values and growth are calculated: The report identifies xx.xx end-of-life systems within a xx.xx-system checked-baggage fleet. This constrains renewal exposure, not realized annual purchasing or a verified global replacement deadline.
    - Evidence informing base-year allocation inputs; displayed values and growth are calculated: Reports a TSA checked-baggage fleet of xx.xx EDS, including xx.xx at end-of-life, and assigns purchase, installation and maintenance responsibilities to TSA. Supports agency fleet calibration and renewal pressure, not the assumed forecast uplift.
    - Evidence informing forecast-year allocation inputs; displayed values and growth are calculated: Reports a TSA checked-baggage fleet of xx.xx EDS, including xx.xx at end-of-life, and assigns purchase, installation and maintenance responsibilities to TSA. Supports agency fleet calibration and renewal pressure, not the assumed forecast uplift.
    - Evidence informing forecast-year allocation inputs; displayed values and growth are calculated: The report identifies xx.xx end-of-life EDS within a xx.xx-unit U.S. checked-baggage fleet, citing the FY2024 capital plan. The derived xx.xx% backlog constrains the aging-fleet premise, but is neither an annual turnover rate nor a funded global replacement forecast.
57. Fraport TAV Antalya Airport - About the security control itself
    - Evidence informing base-year allocation inputs; displayed values and growth are calculated: The airport operator distinguishes terminal-entry security from a subsequent checkpoint. This supports a separate entrance-screening mission while providing no global prevalence or spending share.
    - Evidence informing forecast-year allocation inputs; displayed values and growth are calculated: The airport operator distinguishes terminal-entry security from a subsequent checkpoint. This supports a separate entrance-screening mission while providing no global prevalence or spending share.

58. EMSD VoiceLink, Issue 79, June 2026 - EMSD Provides Comprehensive Support for Terminal 2 Commissioning

- Evidence informing forecast-year allocation inputs; displayed values and growth are calculated: The June 2026 account identifies baggage-and-parcel equipment procurement and installation for the customs authority at Terminal xx.xx. It supports a separate commissioning mission but does not isolate baggage expenditure.

59. GAO-26-107811 - Guam: Considerations for Evaluating Alternative Customs Models and Potential Economic Effects

- Evidence informing base-year allocation inputs; displayed values and growth are calculated: The audit identifies two historical airport-customs baggage systems inactive for years and delayed replacement procurement. This challenges conversion of installed stock or acknowledged need directly into annual equipment and support revenue.
- Evidence informing forecast-year allocation inputs; displayed values and growth are calculated: The audit identifies two historical airport-customs baggage systems inactive for years and delayed replacement procurement. This challenges conversion of installed stock or acknowledged need directly into annual equipment and support revenue.

60. Bank of Canada - Annual exchange rates

- Evidence informing base-year allocation inputs; displayed values and growth are calculated: Annual exchange-rate observations support the inherited fiscal-period approximation of xx.xx Canadian dollars per U.S. dollar; this is not a transaction-weighted exchange rate.
- Evidence informing forecast-year allocation inputs; displayed values and growth are calculated: Annual exchange-rate observations support the inherited fiscal-period approximation of xx.xx Canadian dollars per U.S. dollar; this is not a transaction-weighted exchange rate.

61. Japan’s leading airline revolutionizes check in experience with new Smiths Detection technology

- Evidence informing base-year allocation inputs; displayed values and growth are calculated: The August 2023 announcement identifies JAL as customer for five screening ecosystems and reports xx.xx deployed iLane units across Japan. These are historical commercial-stock anchors, not an airline-only fleet or 2025 sales observation.
- Evidence informing forecast-year allocation inputs; displayed values and growth are calculated: The August 2023 announcement identifies JAL as customer for five screening ecosystems and reports xx.xx deployed iLane units across Japan. These are historical commercial-stock anchors, not an airline-only fleet or 2025 sales observation.

62. Narita International Airport anticipates threats with integrated solutions

- Evidence informing base-year allocation inputs; displayed values and growth are calculated: Identifies Narita airport as a screening-technology customer and describes xx.xx lane-related installations, qualifying any assumption that the supplier's Japanese installed stock was purchased entirely by airlines.
- Evidence informing forecast-year allocation inputs; displayed values and growth are calculated: Identifies Narita airport as a screening-technology customer and describes xx.xx lane-related installations, qualifying any assumption that the supplier's Japanese installed stock was purchased entirely by airlines.

63. MLIT - 保安検査の実施主体が変わります！ - June 27, 2025

- Evidence informing forecast-year allocation inputs; displayed values and growth are calculated: The June xx.xx 2025 announcement targets transfer of security-screening responsibility from airlines to airport managers, with leading cases targeted in FY2026. Supports a conditional reduction in airline purchasing, not an observed contract-transfer percentage.
- Evidence informing forecast-year allocation inputs; displayed values and growth are calculated: The transfer direction supports modeled airport-manager purchasing gains. Continued shared financing does not imply equal purchasing shares.

64. ICTS International N.V. - Annual Report for the year ended December 31, 2025
    - Evidence informing base-year allocation inputs; displayed values and growth are calculated: Discloses USD xx.xx company-wide property/equipment purchases and USD xx.xx airport-security revenue in 2025. Supports an asset-light purchasing-intensity proxy; the in-scope fraction and global expansion remain assumptions.
    - Evidence informing forecast-year allocation inputs; displayed values and growth are calculated: Discloses USD xx.xx company-wide property/equipment purchases and USD xx.xx airport-security revenue in 2025. Supports an asset-light purchasing-intensity proxy; the in-scope fraction and global expansion remain assumptions.
65. EU Publications Office - Purchase and maintenance of non-intrusive X-ray inspection equipment for baggage and air cargo volume control
    - Evidence informing base-year allocation inputs; displayed values and growth are calculated: Identifies Autoridade Tributária e Aduaneira as buyer and reports a 2026 award of EUR xx.xx across four lots for baggage/air-cargo inspection equipment and maintenance. Provides a buyer-role and commercial-scale comparator, not 2025 baggage-only annual expenditure.
    - Evidence informing forecast-year allocation inputs; displayed values and growth are calculated: Identifies Autoridade Tributária e Aduaneira as buyer and reports a 2026 award of EUR xx.xx across four lots for baggage/air-cargo inspection equipment and maintenance. Provides a buyer-role and commercial-scale comparator, not 2025 baggage-only annual expenditure.
66. ACI World - Busiest Airports in the World
    - Evidence informing base-year allocation inputs; displayed values and growth are calculated: Reports approximately xx.xx international airport passenger movements in 2025. Half provides an approximate arrival-movement scale check before transfer exclusions, not a customs examination or equipment-purchasing weight.
    - Evidence informing forecast-year allocation inputs; displayed values and growth are calculated: Reports approximately xx.xx international airport passenger movements in 2025. Half provides an approximate arrival-movement scale check before transfer exclusions, not a customs examination or equipment-purchasing weight.
67. Heathrow announces £2.3bn accelerated investment plan to upgrade the UK's international gateway to growth
    - Evidence informing base-year allocation inputs; displayed values and growth are calculated: Reports GBP xx.xx invested in security-lane upgrades during 2024, supporting material airport-directed purchasing. Broader infrastructure obligations and historical timing prevent treating the amount as 2025 in-scope market receipts.
    - Evidence informing forecast-year allocation inputs; displayed values and growth are calculated: Reports GBP xx.xx invested in security-lane upgrades during 2024, supporting material airport-directed purchasing. Broader infrastructure obligations and historical timing prevent treating the amount as 2025 in-scope market receipts.
68. Fraport Assumes Responsibility for Aviation Security Checks at Frankfurt Airport
    - Evidence informing base-year allocation inputs; displayed values and growth are calculated: Documents Fraport's checkpoint-management responsibility from January 2023, six initial CT-equipped lanes and three contracted screening providers. Supports distinguishing an airport commissioning role from regulator oversight and contracted screening labor.
    - Evidence informing forecast-year allocation inputs; displayed values and growth are calculated: Documents Fraport's checkpoint-management responsibility from January 2023, six initial CT-equipped lanes and three contracted screening providers. Supports distinguishing an airport commissioning role from regulator oversight and contracted screening labor.

69. Advanced Cabin Baggage Screening - Computed Tomography Implementation Guide
    - Evidence informing base-year allocation inputs; displayed values and growth are calculated: Distinguishes standalone CT, including equipment-local conveyance, from integrated screening-lane configurations; supports attribution boundaries, not a revenue weight.
    - Evidence informing forecast-year allocation inputs; displayed values and growth are calculated: Distinguishes standalone CT, including equipment-local conveyance, from integrated screening-lane configurations; supports attribution boundaries, not a revenue weight.
    - Evidence informing base-year allocation inputs; displayed values and growth are calculated: Identifies automated tray-return and automated screening-lane integration as commercially distinct configurations; supports the lane-integrated category definition.
    - Evidence informing forecast-year allocation inputs; displayed values and growth are calculated: Identifies automated tray-return and automated screening-lane integration as commercially distinct configurations; supports the lane-integrated category definition.
70. GAO-12-266 - Checked Baggage Screening: TSA Has Deployed Optimal Systems at the Majority of TSA-Regulated Airports, but Could Strengthen Cost Estimates
    - Evidence informing base-year allocation inputs; displayed values and growth are calculated: The December 2011 table reports xx.xx standalone EDS alongside xx.xx in-line EDS; this historical machine-count comparator constrains, but does not determine, the current global allocation.
    - Evidence informing forecast-year allocation inputs; displayed values and growth are calculated: The December 2011 table reports xx.xx standalone EDS alongside xx.xx in-line EDS; this historical machine-count comparator constrains, but does not determine, the current global allocation.
    - Evidence informing base-year allocation inputs; displayed values and growth are calculated: Reports xx.xx in-line EDS across xx.xx in-line systems and distinguishes equipment counts from integrated-system counts; supports the historical configuration bridge.
    - Evidence informing forecast-year allocation inputs; displayed values and growth are calculated: Reports xx.xx in-line EDS across xx.xx in-line systems and distinguishes equipment counts from integrated-system counts; supports the historical configuration bridge.
71. Smiths Detection selected as security technology provider to International Airport Heraklion Crete
    - Evidence informing base-year allocation inputs; displayed values and growth are calculated: The September xx.xx 2025 announcement identifies eight cabin CT scanners and eight automated tray-return systems for Heraklion, with installation planned across late 2025 and mid-2026; supports ongoing integrated procurement, not realized annual revenue.
    - Evidence informing forecast-year allocation inputs; displayed values and growth are calculated: The September xx.xx 2025 announcement identifies eight cabin CT scanners and eight automated tray-return systems for Heraklion, with installation planned across late 2025 and mid-2026; supports ongoing integrated procurement, not realized annual revenue.

72. Centralised Image Processing: The Impact on Security Checkpoints

- Evidence informing base-year allocation inputs; displayed values and growth are calculated: Distinguishes checkpoint-local image review from separate-room arrangements; supports retaining networked local activity rather than automatically assigning it to remote review.
([casra.ch](https://casra.ch/wp-content/uploads/2021/xx.xx/Kuhn-2017.-Centralised-image-processing.pdf))
- Evidence informing forecast-year allocation inputs; displayed values and growth are calculated: Distinguishes checkpoint-local image review from separate-room arrangements; supports retaining networked local activity rather than automatically assigning it to remote review.
([casra.ch](https://casra.ch/wp-content/uploads/2021/xx.xx/Kuhn-2017.-Centralised-image-processing.pdf))
- Evidence informing base-year allocation inputs; displayed values and growth are calculated: Describes separate screening rooms and established remote hold-baggage review at larger airports; supports the cohort-maturity premise, not a numerical global share.
([casra.ch](https://casra.ch/wp-content/uploads/2021/xx.xx/Kuhn-2017.-Centralised-image-processing.pdf))
- Evidence informing forecast-year allocation inputs; displayed values and growth are calculated: Describes separate screening rooms and established remote hold-baggage review at larger airports; supports the cohort-maturity premise, not a numerical global share.
([casra.ch](https://casra.ch/wp-content/uploads/2021/xx.xx/Kuhn-2017.-Centralised-image-processing.pdf))
- Evidence informing base-year allocation inputs; displayed values and growth are calculated: Describes combined checkpoint and remote-room arrangements, establishing a mixed-location commercial configuration without measuring its prevalence or price.
([casra.ch](https://casra.ch/wp-content/uploads/2021/xx.xx/Kuhn-2017.-Centralised-image-processing.pdf))
- Evidence informing forecast-year allocation inputs; displayed values and growth are calculated: Describes combined checkpoint and remote-room arrangements, establishing a mixed-location commercial configuration without measuring its prevalence or price.
([casra.ch](https://casra.ch/wp-content/uploads/2021/xx.xx/Kuhn-2017.-Centralised-image-processing.pdf))

73. Annual Report 2024 - CATSA's Operating Environment

- Evidence informing base-year allocation inputs; displayed values and growth are calculated: Reports xx.xx CATSA Plus lines and more than xx.xx% passenger coverage in 2023/xx.xx providing the historical comparison rather than a global location allocation.
([catsa-acsta.gc.ca](https://www.catsa-acsta.gc.ca/en/publications/catsa-s-operating-environment))
- Evidence informing forecast-year allocation inputs; displayed values and growth are calculated: Reports xx.xx CATSA Plus lines and more than xx.xx% passenger coverage in 2023/xx.xx providing the historical comparison rather than a global location allocation.
([catsa-acsta.gc.ca](https://www.catsa-acsta.gc.ca/en/publications/catsa-s-operating-environment))
- Evidence informing base-year allocation inputs; displayed values and growth are calculated: Together with the subsequent annual report, supports a seven-line deployment increase without a corresponding increase in reported passenger coverage.
([catsa-acsta.gc.ca](https://www.catsa-acsta.gc.ca/en/publications/catsa-s-operating-environment))
- Evidence informing forecast-year allocation inputs; displayed values and growth are calculated: Together with the subsequent annual report, supports a seven-line deployment increase without a corresponding increase in reported passenger coverage.
([catsa-acsta.gc.ca](https://www.catsa-acsta.gc.ca/en/publications/catsa-s-operating-environment))
- Evidence informing base-year allocation inputs; displayed values and growth are calculated: Provides a historical network-enabled deployment anchor, while leaving the physical mixed-location contract share unmeasured.
([catsa-acsta.gc.ca](https://www.catsa-acsta.gc.ca/en/publications/catsa-s-operating-environment))
- Evidence informing forecast-year allocation inputs; displayed values and growth are calculated: Provides a historical network-enabled deployment anchor, while leaving the physical mixed-location contract share unmeasured.
([catsa-acsta.gc.ca](https://www.catsa-acsta.gc.ca/en/publications/catsa-s-operating-environment))

74. L22020-T-TG Upgrades to the Passenger Search Area, body scanners, EDS C3 cabin baggage screening - Contract Award Notice

- Evidence informing base-year allocation inputs; displayed values and growth are calculated: The January xx.xx 2023 Luton award expressly includes construction of a remote screening room at the airport terminal, supporting separate-room commercial procurement. Its broader scope is not treated as baggage-only annual revenue. ([find-tender.service.gov.uk](https://www.find-tender.service.gov.uk/Notice/xx.xx-2023))
- Evidence informing forecast-year allocation inputs; displayed values and growth are calculated: The January xx.xx 2023 Luton award expressly includes construction of a remote screening room at the airport terminal, supporting separate-room commercial procurement. Its broader scope is not treated as baggage-only annual revenue. ([find-tender.service.gov.uk](https://www.find-tender.service.gov.uk/Notice/xx.xx-2023))

75. Greater Orlando Aviation Authority - Minutes of the February 19, 2025 Meeting

- Evidence informing base-year allocation inputs; displayed values and growth are calculated: Authorizes up to USD xx.xx for baggage-system and Remote Screening Facility network/server separation. Half this ceiling is an explicitly assumed deployment-cost comparator, not observed off-site receipts. ([assets.ctfassets.net](https://assets.ctfassets.net/qiecpoxp4bka/6BCjKImOwJmeZxqtGVdpYR/1e2d759a2c44b5b6d71193cb9927ec75/2025-xx.xx-19_Board_Minutes.pdf))
- Evidence informing forecast-year allocation inputs; displayed values and growth are calculated: Authorizes up to USD xx.xx for baggage-system and Remote Screening Facility network/server separation. Half this ceiling is an explicitly assumed deployment-cost comparator, not observed off-site receipts. ([assets.ctfassets.net](https://assets.ctfassets.net/qiecpoxp4bka/6BCjKImOwJmeZxqtGVdpYR/1e2d759a2c44b5b6d71193cb9927ec75/2025-xx.xx-19_Board_Minutes.pdf))
- Evidence informing base-year allocation inputs; displayed values and growth are calculated: Provides the commercial networking-cost anchor for the modeled transfer from existing on-site pools, avoiding additional market value or duplicate host-equipment attribution. ([assets.ctfassets.net](https://assets.ctfassets.net/qiecpoxp4bka/6BCjKImOwJmeZxqtGVdpYR/1e2d759a2c44b5b6d71193cb9927ec75/2025-xx.xx-19_Board_Minutes.pdf))
- Evidence informing forecast-year allocation inputs; displayed values and growth are calculated: Provides the commercial networking-cost anchor for the modeled transfer from existing on-site pools, avoiding additional market value or duplicate host-equipment attribution. ([assets.ctfassets.net](https://assets.ctfassets.net/qiecpoxp4bka/6BCjKImOwJmeZxqtGVdpYR/1e2d759a2c44b5b6d71193cb9927ec75/2025-xx.xx-19_Board_Minutes.pdf))

76. American and U.S. Customs and Border Protection pilot innovative baggage screening initiative

- Evidence informing base-year allocation inputs; displayed values and growth are calculated: American's April xx.xx 2025 announcement identifies a daily Sydney-Los Angeles IRBS pilot and unchanged screening requirements. It anchors one sampled connection and an assumed partial-year licensing period, not disclosed revenue. ([s202.q4cdn.com](https://s202.q4cdn.com/xx.xx/files/doc_news/American-and-US-Customs-and-Border-Protection-pilot-innovative-baggage-screening-initiative-OPS-OTH-xx.xx-2025.pdf))
- Evidence informing forecast-year allocation inputs; displayed values and growth are calculated: American's April xx.xx 2025 announcement identifies a daily Sydney-Los Angeles IRBS pilot and unchanged screening requirements. It anchors one sampled connection and an assumed partial-year licensing period, not disclosed revenue. ([s202.q4cdn.com](https://s202.q4cdn.com/xx.xx/files/doc_news/American-and-US-Customs-and-Border-Protection-pilot-innovative-baggage-screening-initiative-OPS-OTH-xx.xx-2025.pdf))

77. 델타항공-대한항공, 인천발 애틀랜타 노선 대상 위탁수하물 원격 검색 방식 신규 도입

- Evidence informing base-year allocation inputs; displayed values and growth are calculated: The August xx.xx 2025 announcement identifies the Incheon-Atlanta IRBS arrangement, anchoring a second sampled connection and a partial-year commercial-activity assumption without establishing contract value. ([news.delta.com](https://news.delta.com/delta-and-koreanair-launch-remote-baggage-screening-on-icn-atl-KR))
- Evidence informing forecast-year allocation inputs; displayed values and growth are calculated: The August xx.xx 2025 announcement identifies the Incheon-Atlanta IRBS arrangement, anchoring a second sampled connection and a partial-year commercial-activity assumption without establishing contract value. ([news.delta.com](https://news.delta.com/delta-and-koreanair-launch-remote-baggage-screening-on-icn-atl-KR))

78. United Launches CBP's International Remote Baggage Screening on Select International Flights

- Evidence informing base-year allocation inputs; displayed values and growth are calculated: United's September xx.xx 2025 announcement identifies daily Sydney-San Francisco service and named technology partners, anchoring a third sampled connection. It reports no attributable software or integration receipts. ([united.mediaroom.com](https://united.mediaroom.com/2025-xx.xx-xx.xx-United-Launches-CBPs-International-Remote-Baggage-Screening-on-Select-International-Flights))
- Evidence informing forecast-year allocation inputs; displayed values and growth are calculated: United's September xx.xx 2025 announcement identifies daily Sydney-San Francisco service and named technology partners, anchoring a third sampled connection. It reports no attributable software or integration receipts. ([united.mediaroom.com](https://united.mediaroom.com/2025-xx.xx-xx.xx-United-Launches-CBPs-International-Remote-Baggage-Screening-on-Select-International-Flights))

79. Airline Passengers Face Fewer Bag Checkpoints, Thanks to PNNL, Partners

- Evidence informing forecast-year allocation inputs; displayed values and growth are calculated: The August xx.xx 2026 laboratory release describes implementation on additional routes, including Seoul arrivals at Minneapolis-St. Paul and Detroit. This supports expansion direction, not the forecast connection count, realization or global share. ([pnnl.gov](https://www.pnnl.gov/news-media/airline-passengers-face-fewer-bag-checkpoints-thanks-pnnl-partners))

80. TSA awards $781.2 million to procure additional CT X-Ray scanners for airport checkpoints

- Evidence informing base-year allocation inputs; displayed values and growth are calculated: The March xx.xx 2022 announcement identifies up to USD xx.xx for procurement and maintenance of up to xx.xx systems from an OEM. This is a historical procurement-scale anchor, not annual 2025 direct-channel revenue. ([content.govdelivery.com](https://content.govdelivery.com/accounts/USDHSTSA/bulletins/30f6e5f))
- Evidence informing base-year allocation inputs; displayed values and growth are calculated: The award includes full-size automated lanes, cautioning against assigning all automation value to non-OEM integration primes; exact contractual-role attribution is not disclosed. ([content.govdelivery.com](https://content.govdelivery.com/accounts/USDHSTSA/bulletins/30f6e5f))

81. OSI Systems, Inc. - Form 10-K for the fiscal year ended June 30, 2026

- Evidence informing base-year allocation inputs; displayed values and growth are calculated: The filing describes regional direct security-product sales and direct maintenance relationships. Its broader security scope supports route coexistence, not baggage-only sales weights. ([sec.gov](https://www.sec.gov/Archives/edgar/data/xx.xx/xx.xx/osis-20260630x10k.htm))
- Evidence informing forecast-year allocation inputs; displayed values and growth are calculated: The filing describes regional direct security-product sales and direct maintenance relationships. Its broader security scope supports route coexistence, not baggage-only sales weights. ([sec.gov](https://www.sec.gov/Archives/edgar/data/xx.xx/xx.xx/osis-20260630x10k.htm))
- Evidence informing base-year allocation inputs; displayed values and growth are calculated: The company identifies a global independent-distributor network, supporting a continuing indirect route without quantifying its value share. ([sec.gov](https://www.sec.gov/Archives/edgar/data/xx.xx/xx.xx/osis-20260630x10k.htm))
- Evidence informing forecast-year allocation inputs; displayed values and growth are calculated: The company identifies a global independent-distributor network, supporting a continuing indirect route without quantifying its value share. ([sec.gov](https://www.sec.gov/Archives/edgar/data/xx.xx/xx.xx/osis-20260630x10k.htm))
- Evidence informing base-year allocation inputs; displayed values and growth are calculated: Authorized service providers are identified separately from distributors, supporting distinct technical-service attribution and access limitations. ([sec.gov](https://www.sec.gov/Archives/edgar/data/xx.xx/xx.xx/osis-20260630x10k.htm))
- Evidence informing forecast-year allocation inputs; displayed values and growth are calculated: Authorized service providers are identified separately from distributors, supporting distinct technical-service attribution and access limitations. ([sec.gov](https://www.sec.gov/Archives/edgar/data/xx.xx/xx.xx/osis-20260630x10k.htm))

82. SriLankan Airlines - Invitation for Supply, Installation, Commissioning and Maintenance of Dual View Heavy and Medium X-Ray Machines, Reference 202130407

- Evidence informing base-year allocation inputs; displayed values and growth are calculated: The 2021 purchaser invitation permits an OEM or authorized OEM agent and requires authorization for the latter. It establishes equipment-channel eligibility, not an award or software-resale right. ([srilankan.com](https://www.srilankan.com/download/tender/TN-Invitationforsubmiss-xx.xx.pdf))

83. JFK Millennium Partners Selects K2 to Deliver State-of-the-Art Security Screening Checkpoint at new JFK Terminal 6

- Evidence informing base-year allocation inputs; displayed values and growth are calculated: The March xx.xx 2025 appointment assigns procurement and deployment coordination across multiple technology suppliers at a future ten-gate terminal. It supports integration-prime participation and a forecast mechanism, not a disclosed share or completed 2025 revenue. ([portauthoritybuilds.com](https://www.portauthoritybuilds.com/redevelopment/us/en/jfk/planned-projects/terminal-xx.xx/news/jfk-millennium-partners-selects-k2-to-deliver-state-of-the-art-s.html))
- Evidence informing forecast-year allocation inputs; displayed values and growth are calculated: The March xx.xx 2025 appointment assigns procurement and deployment coordination across multiple technology suppliers at a future ten-gate terminal. It supports integration-prime participation and a forecast mechanism, not a disclosed share or completed 2025 revenue. ([portauthoritybuilds.com](https://www.portauthoritybuilds.com/redevelopment/us/en/jfk/planned-projects/terminal-xx.xx/news/jfk-millennium-partners-selects-k2-to-deliver-state-of-the-art-s.html))
- Evidence informing base-year allocation inputs; displayed values and growth are calculated: The March xx.xx 2025 appointment covers baggage CT and automated bin-return equipment for a future xx.xx-gate terminal, with phased opening planned for 2026-2028. It establishes new-installation activity, not attributable 2025 receipts; wider airport investment and person-only technologies are excluded.
- Evidence informing forecast-year allocation inputs; displayed values and growth are calculated: The March xx.xx 2025 appointment covers baggage CT and automated bin-return equipment for a future xx.xx-gate terminal, with phased opening planned for 2026-2028. It establishes new-installation activity, not attributable 2025 receipts; wider airport investment and person-only technologies are excluded.

84. CATSA Corporate Plan 2024-25 to 2028-29 Summary - Key Corporate Risks
    - Evidence informing base-year allocation inputs; displayed values and growth are calculated: The authority reports transferring maintenance of most screening equipment to KPrime in 2023/xx.xx. This establishes a separately contracted maintenance relationship, without a baggage-only payment split. ([catsa-acsta.gc.ca](https://www.catsa-acsta.gc.ca/en/publications/key-corporate-risks))
85. Checkpoint Transformation: Malta International Airport Streamlines Passenger Flow with Smiths Detection
    - Evidence informing base-year allocation inputs; displayed values and growth are calculated: Seven conventional automated lanes were replaced by six CT-equipped lanes, with final commissioning in January 2025. This is a counterexample to equating capacity improvement with net additional equipment.
    - Evidence informing forecast-year allocation inputs; displayed values and growth are calculated: Seven conventional automated lanes were replaced by six CT-equipped lanes, with final commissioning in January 2025. This is a counterexample to equating capacity improvement with net additional equipment.
    - Evidence informing base-year allocation inputs; displayed values and growth are calculated: The complete checkpoint replacement illustrates why an offering described commercially as an upgrade can belong to System Replacement. The seven-year service commitment is not counted wholly as installation-year revenue.
    - Evidence informing forecast-year allocation inputs; displayed values and growth are calculated: The complete checkpoint replacement illustrates why an offering described commercially as an upgrade can belong to System Replacement. The seven-year service commitment is not counted wholly as installation-year revenue.
86. iCMORE - Smiths Detection
    - Evidence informing forecast-year allocation inputs; displayed values and growth are calculated: The current commercial offering describes a software-upgrade path while qualifying additional hardware requirements by machine type and age. This constrains forecast eligibility assumptions; product availability does not measure adoption or revenue.

4.3. Industry Ecosystem & Value Chain Analysis

Value is created by turning an eligible product into an accepted and supportable screening installation. ■■■■■■■■■ ■■■■■■■■■ ■■■■■■■■■■■■■ ■■■■■■■ ■■■■■■■■■■ ■■■■ ■■■■■■■■ ■■■■■■■■ ■■■■■■■■■■■■■ ■■■ ■■■■■■■■■■ ■■■■■■■ ■■■■■■■■■■ ■■■■■■■■■■ ■■■ ■■■ ■■■■■■■■■■■■■■■■■■ ■■■■■■■ ■■ ■■■■■■■■■■■■■ The buyer must define the boundary of supply so that screening interfaces, commissioning, and acceptance responsibility are not lost between equipment and wider airport-infrastructure contracts.

Continuing service is a separate contracting relationship, not an automatic entitlement following an equipment sale. ■■■■■■■ ■■■■■■■ ■■■■ ■■■ ■■■■■■■■■■ ■■■■■■■■■■■■ ■■■■■■■■■■■■ ■■■■■■■■■ ■■■■■■■■■■■■ ■■■■ ■■■■■■■■ ■■■■■■■■■■■■■■ ■■■■■■■ ■■■■■■■■■ ■■■■ ■■■■■■■■■ ■■■■■■■ ■■■■■■■ ■■■■■■■ ■■■■■■■■■■■ These examples support alternative service structures, but neither establishes unrestricted access for an unrelated maintenance provider.

Bundling equipment, software, and support can concentrate accountability, whereas separate contracts can preserve purchasing flexibility. ■■■ ■■■■■■■■ ■■■■■■■■■ ■■■■■■■ ■■ ■■■ ■■■■■■■■ ■■■■■■■■■ ■■■■■■■ ■■■■■■■■■ ■■■■■■■■ ■■■■■■■■ ■■■■■■■■■■■■■ ■■■ ■■■■■■■■ ■■■■■■■■■■■■ Buyers should allocate those responsibilities explicitly before comparing bundled and separately supplied offerings; a common product label is not a common contractual perimeter.

Sources & Evidence

1. Baggage Handling System Optimization
   · Seattle's project couples centralized screening with baggage-system reorganization. ([portseattle.org](https://www.portseattle.org/projects/baggage-handling-system-optimization))
2. Leidos wins TSA logistics contract
   · Leidos announced a TSA checkpoint sustainment award on January xx.xx 2025, with manufacturer coordination among its obligations. ([investors.leidos.com](https://investors.leidos.com/news-releases/news-release-details/leidos-wins-tsa-logistics-contract))
3. Service
   · Smiths Detection describes direct on-site service, providing a commercial alternative to an aggregated service-prime structure. ([smithsdetection.com](https://www.smithsdetection.com/service/))

4.3.1. Supply-Side Analysis

■■■■■■ ■■■■■ ■■■■■■■■■■ ■■■ ■■■■■■■■■■ ■■■■■■ ■■■■■■■■■■ ■■■■■■■■ ■■■■■■■■■ ■■■■■■■■■ ■■■■■■■■■ ■■■■■■■ ■■■■■■■■■■ ■■■■■■■■■■ ■■■■■■■■■■ ■■■■■■■■■■ ■■■ ■■■■■■■■ ■■■■■■■■■■ ■■■■■■■■■ ■■■■■■■■■■ ■■■■■■■■■■ ■■■■■■■■■■ ■■■■■■■■■■■■■■■■■■■■■■ ■■■■■■■■■ ■■■■■■■■■ ■■■ ■■■ ■■■ ■■■■■■■ ■■■ ■■■■■■■■■■■■■■■■■■■■■■ ■■■■■■■■■ These offerings illustrate why a detector supplier, lane supplier, and software provider should not automatically be treated as interchangeable suppliers of a complete installation. Portfolio descriptions establish commercial positioning, not local delivery eligibility.

■■■■■■■■■ ■■■■ ■■■■■■■ ■■■ ■■■■■■ ■■■■■■■■■ ■■■■■■■■ ■■■■■■■■■ ■■ ■■■■■■■ ■■ ■■■■■ ■■■■ ■■■ ■■■■■■■■■■■ ■■■■ ■■■■■■■ ■■■■■■■■ ■■■■■■■■■■ ■■■■■■■■■■ ■■■■■ ■■■ ■■■■■■■■■ ■■■ ■■■■■■■■■■ ■■■■■■■■■■ ■■■■■■■■■■ ■■■ ■■■■■■■ Historical references to those equipment businesses should therefore not be used to presume independent competing ownership. Buyers should confirm the contracting entity and continuity of product support; the transaction announcement does not establish the transfer of any particular customer contract or every Leidos aviation-service obligation.

Sources & Evidence

1. Analogic and Leidos Complete Combination of Security Enterprise Solutions Businesses
   · On October xx.xx 2026, Analogic announced completion of the combination with the specified Leidos businesses under the Analogic brand. ([analogic.com](https://www.analogic.com/press-release-analogic-and-leidos-complete-combination-of-security-enterprise-solutions-businesses/))
2. Aviation & Critical Infrastructure
   · Analogic's expanded portfolio describes ClearScan baggage inspection, ProPassage tray-return equipment, and ProSight enterprise software. ([leidos.com](https://www.leidos.com/markets/aviation/security-detection/aviation-checkpoint/enterprise-software))
3. Passenger Checkpoint
   · Vanderlande describes passenger-checkpoint products, including PAX MX2 positioned for constrained space and personnel. The page does not establish local deployment eligibility. ([vanderlande.com](https://www.vanderlande.com/airports/systems/passenger-checkpoint/))

4.3.2. Demand-Side Analysis

Airport buyers seek an acceptable screening service within a functioning passenger journey. ■■■■■■■■■■ ■■■■■■■ ■■■■ ■■■■■■■■■■■■ ■■ ■■■■■■■■■ ■■ ■■■■■■■■■■ ■■■■■■■■ ■■■■■■■■■■■■■ ■■■■ ■■■■■■■ ■■■■■■■■■ ■■■■■■■■■■■■ The commercial inference is that replacement can be justified by the wider checkpoint experience, but the airport's announcement does not independently establish labor savings or financial returns for another installation.

Canadian planning provides an important counterforce. ■■■■■■■ ■■■■■■■■■ ■■ ■■■■■■■■■■ ■■■■ ■■■■■ ■■■■■■■■ ■■■■■■■■■ ■■■■■■■ ■■ ■■■■■■■ ■■■ ■■ ■■■■■■■ ■■■■■■■■■ ■■■■■■■ ■■■■■■ ■■■■■■■ ■■■■■■■■■■ ■■■ ■■■■■ ■■■■■■■■■■■■■ ■■■ ■■■■■■■■■■ ■■■■■ ■■■■■■■■■■ ■■■■■■ ■■■■■■■■■ ■■■■■■■■ ■■■■■■■ ■■■■■■■ ■■■■■■■■■■■■ ■■ ■■■■■■■■■■ ■■■■■■■■ Buyers should keep compliance, passenger convenience, and staffing assumptions separate when choosing between replacement and supported upgrades.

Sources & Evidence

1. Heathrow Completes £1bn Tech Upgrade to Deliver Its Fastest, Smoothest Security Yet
   · Heathrow announced completed CT deployment on January xx.xx 2026, allowing liquids and electronics to remain packed. ([mediacentre.heathrow.com](https://mediacentre.heathrow.com/pressrelease/detail/xx.xx))
2. Strategic Objectives, Activities, and Priority Initiatives
   · The 2024-2025 to 2028-2029 plan identifies funding, labor, airport space, and schedules as influences on service delivery. ([catsa-acsta.gc.ca](https://www.catsa-acsta.gc.ca/en/publications/strategic-objectives-activities-and-priority-initiatives))
3. Planning and Results
   · CATSA's 2025-2026 to 2029-2030 plan describes in-bag screening of permitted liquids and electronics while retaining its stated liquids restriction. ([catsa-acsta.gc.ca](https://www.catsa-acsta.gc.ca/en/publications/corporate-plan-2025-xx.xx-2029-xx.xx/planning-and-results))

4.3.3. Stakeholder Analysis

The user, beneficiary, purchaser, and approver need not be the same organization. CATSA's responsibilities encompass passenger belongings, checked baggage, and non-passenger property screening, while national authorities define applicable security requirements. ■■■■■■■■ ■■■■■■■ ■■■■ ■■■■■■■■■ ■■■■■■■■ ■■■■■■■■ ■■■■■■■■■■■■ ■■■ ■■■■ ■■■■■■■ ■■■■ ■■■ ■■■■■■■■■ ■■■■ ■■ ■■■■■■■ ■■■■■■■■■ ■■■ ■■■■■■■■■ ■■■■■■■■■■ ■ ■■■■■■■■ ■■■■■■■ ■■■■■■■■ ■■■ ■■■■■■ ■■■■■■■■■■■ ■■■■■■■■■■■■ ■■■■■■ ■■■■ ■■■■■ ■■■■■■ ■■■■■■■■■ ■■■■ ■■■■■■■■■■■ ■■■■

Airport operators control essential site interfaces; equipment and software suppliers control their contracted scope; service providers carry the obligations they actually accept. ■■ ■■■■■■■ ■■ ■■■■■■■■ ■■■■■■■■ ■■■■■■■■ ■■■■■■■■■ ■ ■■■■■■ ■■■■■■ ■■■■■ ■■■■■■■■■ ■■■ ■■■ ■■■■■■■■■ ■■■ ■■■■■■■■ ■■■ ■■■ ■■■■■■■■ ■■■■■■■■■■■ ■■■ ■■■ ■■■■■■■■ ■■■■■■■■■■■■■ Terminal-Entrance Baggage Screening and Customs and Border Baggage Inspection also require their own purchasing and approval records: an aviation-checkpoint permission should not be treated as settlement of those separate commercial questions.

Sources & Evidence

1. Baggage Handling System Optimization
   · Planned check-in flexibility benefits airlines without establishing their purchasing authority. ([portseattle.org](https://www.portseattle.org/projects/baggage-handling-system-optimization))
2. CATSA Functions, Programs and Activities
   · CATSA describes responsibilities covering passenger belongings, checked baggage, and non-passenger property screening under Canadian requirements. ([catsa-acsta.gc.ca](https://www.catsa-acsta.gc.ca/en/publications/catsa-functions-programs-and-activities))

4.4. Market Dynamics

Modernization can expand the scope of a screening procurement without creating a corresponding requirement for additional detectors. Passenger-preparation benefits support checkpoint replacement, while Seattle's consolidation plan aims to reduce screening-machine requirements through system reorganization. ■■■■■■■■■ ■■■■■■■■■ ■■■■ ■■■■■■■■■ ■■■■■■■■■ ■■■■■■■■ ■■■■■■ ■■■■■■■■■■ ■■■■■■■■■■ ■■■■■■■■■■■■ ■■■ ■■■■■■■■■■ ■■■■■■■■ ■■■■ ■■■■■■ ■■■ ■■■■ ■■■■■■■ ■■■■■■■■■■■■

■■■■■■■ ■■■■■■■■■ ■■■ ■ ■■■■■■ ■■■■■■■■■■■■ ■■■■ ■■■ ■■■■■■■ ■■■■■■■■ ■■■■■■■■■ ■■■ ■■■■■■■■■ ■■■■■■■■■■ ■■■■■■■■■■■■■■ ■■■ ■■ ■■■ ■■■■■■■■■ ■■■■■■■■ ■■■■■■■■■■■■■■

Smiths Detection describes multi-vendor connectivity, while UK requirements for threat-image-projection integration retain an overall-system approval boundary. Modular purchasing can preserve supplier choice only when compatibility and rights are established; otherwise, the buyer inherits coordination obligations without obtaining dependable substitutability.

Sources & Evidence

1. Heathrow Completes £1bn Tech Upgrade to Deliver Its Fastest, Smoothest Security Yet
   · Heathrow links its completed modernization to easier passenger preparation; financial implications remain analytical and conditional. ([mediacentre.heathrow.com](https://mediacentre.heathrow.com/pressrelease/detail/xx.xx))
2. Baggage Handling System Optimization
   · The project identifies reduced screening-machine requirements as an intended benefit. ([portseattle.org](https://www.portseattle.org/projects/baggage-handling-system-optimization))
3. Digital Innovation
   · Smiths Detection describes multi-vendor connectivity and third-party integration within its digital offering. ([smithsdetection.com](https://www.smithsdetection.com/digital-innovation/))
4. Threat Image Projection (TIP)
   · UK third-party threat-image-projection components require approval assessed within the overall system. ([caa.co.uk](https://www.caa.co.uk/commercial-industry/security/training-and-human-factors/threat-image-projection/))

4.4.1. Key Drivers

4.4.1.1. Passenger-preparation benefits support checkpoint modernization

■■■■■■■■■ ■■ ■■■■■■■■■■ ■■ ■■■■■■■■ ■■■■■■■■■■■■ ■ ■■■■■■■■ ■■■■■■■■■■■■■■■■■■■■■ ■■■■■■■■ ■■■■■■■■■■ ■■■ ■■■■■■ ■■■■■■ ■■■■■■ ■■■■■■■■■■ ■■■■ ■■■■■■■■ ■ ■■■■■■■■■■■■■■■■■■■■■■ ■■■■■■■■■ ■■■■■■ ■■■■■■■■■ ■■■■ The counterforce is

permission-specific benefit realization: CATSA's 2025-2026 to 2029-2030 plan describes in-bag screening while retaining the stated limit on permitted liquids. Buyers should therefore assess the passenger procedure actually authorized, rather than purchasing against a generic CT convenience promise.

Sources & Evidence

1. Heathrow Completes £1bn Tech Upgrade to Deliver Its Fastest, Smoothest Security Yet
   - The completed deployment provides an observed passenger-preparation benefit, not proof of another installation's returns. ([mediacentre.heathrow.com](https://mediacentre.heathrow.com/pressrelease/detail/xx.xx))
2. Planning and Results
   - The plan provides a counterexample to assuming that CT installation automatically removes liquid restrictions. ([catsa-acsta.gc.ca](https://www.catsa-acsta.gc.ca/en/publications/corporate-plan-2025-xx.xx-2029-xx.xx/planning-and-results))

4.4.1.2. Space-constrained renewal pulls integration and automation

Seattle's plan to centralize checked-baggage screening within the existing airport footprint demonstrates demand for integration and screening-related automation, not simply additional detectors. This creates a purchasing rationale for engineering, routing interfaces, software, and commissioning within the included screening scope. ■■■ ■■■■■■■■■■■■ ■■ ■■■■■ ■■■■■■■■■■ ■■■■■■■■■■■■■ ■■■ ■■■■■■ ■■■ ■■■■■■■■■■■ ■■■ ■■■■■■■■■■ ■■■■■■■■■■ ■ ■■■■■■■ ■■■■■■■ ■■■■ ■■■ ■■■■■■■■■■■■ ■■■■■■■■■■ ■■■■ ■■■■ ■■■■■■■■■■ ■■■■■■■■■■■

Sources & Evidence

1. Baggage Handling System Optimization
   - Centralized screening is planned within the existing airport footprint. ([portseattle.org](https://www.portseattle.org/projects/baggage-handling-system-optimization))

4.4.1.3. Training-software approval creates continuing support requirements

The UK introduced approval requirements for threat-image-projection libraries used with cabin-baggage explosive-detection equipment in 2024. ■■■■■■■■■■ ■■■■■■■■ ■■■■■■■■■■■ ■■■■■■■■■■ ■■■ ■■■■■■■■ ■■■■■■■■■■■■ ■■■■■■■■■■■■ ■■■ ■■■■■■■■ ■■■■■■■ ■■■ ■■■■■■■■ ■■■■■■■■ ■■■■ ■■■■■■■■ ■ ■■■■■■■■ ■■■■■■■■■■■■ ■■■ ■■■■■■■■ ■■■■■■■■■■■■■■■■■■ ■■■■■■■■ ■■■ ■■■■■■■■■ Buyers should assign renewal and compatibility responsibility; a general training-software license does not establish that the required approved library is covered.

Sources & Evidence

1. Threat Image Projection (TIP)
   - Approval of relevant libraries was introduced in 2024; continuing approval and third-party integration requirements support the stated software-lifecycle mechanism. ([caa.co.uk](https://www.caa.co.uk/commercial-industry/security/training-and-human-factors/threat-image-projection/))

4.4.2. Key Restraints

4.4.2.1. Configuration-specific eligibility limits transferable market access

[redacted] The barrier is not uniform across the accepted taxonomy: the UK exempts conventional X-ray equipment from specific Department for Transport approval while listing other baggage-screening categories for approval. Eligibility must be checked against the exact application and jurisdiction before a bid is treated as addressable.

Sources & Evidence

1. ECAC Common Evaluation Process (CEP) of security equipment
   · Published evaluation results apply only to the listed equipment configurations; national authorities retain approval responsibility.
   ([ecac-ceac.org](https://ecac-ceac.org/activities/security/common-evaluation-process-cep-of-security-equipment))
2. Aviation security screening approved equipment list
   · Conventional X-ray equipment does not require specific Department for Transport approval; other listed baggage-screening categories have approval lists.
   ([gov.uk](https://www.gov.uk/government/collections/aviation-security-screening-approved-equipment-list))

4.4.2.2. Brownfield capital dependencies separate need from commitment

Screening replacement within a working airport can depend on a broader capital program. [redacted] Suppliers should distinguish an airport investment announcement from an awarded screening package, and buyers should preserve supported interim arrangements where construction sequencing delays replacement.

Sources & Evidence

1. Baggage Handling System Optimization
   · The final construction phase has a targeted completion in 2029.
   ([portseattle.org](https://www.portseattle.org/projects/baggage-handling-system-optimization))

4.4.2.3. Funding and workforce complements constrain benefit realization

CATSA's 2024-2025 to 2028-2029 plan makes stronger service outcomes dependent on funding and complementary conditions such as labor availability and airport space. Equipment capability therefore cannot independently establish achievable checkpoint service. [redacted]

Sources & Evidence

1. Strategic Objectives, Activities, and Priority Initiatives
   - Stronger wait-time service is contingent on funding and complementary operating conditions. ([catsa-acsta.gc.ca](https://www.catsa-acsta.gc.ca/en/publications/strategic-objectives-activities-and-priority-initiatives))

4.4.3. Key Opportunities

4.4.3.1. Supported enhancement of retained screening equipment

[redacted] Smiths Detection's upgrade offering and SeeTrue's named CT combinations establish commercial routes, conditional on installation-specific acceptance, licensing, compatibility, and continuing support.

Sources & Evidence

1. iCMORE
   - Smiths Detection markets iCMORE as an enhancement for existing equipment and qualifies additional hardware requirements by machine type and age. ([smithsdetection.com](https://www.smithsdetection.com/icmore/))
2. APIDS for CT Screening | ECAC-Approved AI - SeeTrue
   - SeeTrue advertises a separately supplied APIDS software layer and identifies Analogic ConneCT and Rapiscan 920CT combinations; its promotional approval language does not establish national deployment permission. ([seetrue.ai](https://www.seetrue.ai/apids-for-ct/))

4.4.3.2. Accountable delivery across screening interfaces

[redacted] K2's JFK appointment demonstrates a prime role that specialists can complement through defined packages, provided the purchaser and suppliers explicitly allocate acceptance and continuing responsibilities.

Sources & Evidence

1. JFK Millennium Partners Selects K2 to Deliver State-of-the-Art Security Screening Checkpoint at new JFK Terminal 6
   - JFK Millennium Partners' March xx.xx 2025 appointment gives K2 procurement, installation, and deployment responsibilities involving authorities and technology suppliers. ([portauthoritybuilds.com](https://www.portauthoritybuilds.com/redevelopment/us/en/jfk/planned-projects/terminal-xx.xx/news/jfk-millennium-partners-selects-k2-to-deliver-state-of-the-art-s.html))

4.4.3.3. Equipment-specific lifecycle support

[redacted] The opportunity depends on enforceable asset coverage, access, and escalation obligations; direct manufacturer service remains the alternative where a separate provider cannot secure them.

Sources & Evidence

1. Service
   · Smiths Detection advertises direct on-site maintenance and tailored support, providing a manufacturer-service alternative. ([smithsdetection.com](https://www.smithsdetection.com/service/))
2. Leidos wins TSA logistics contract
   · Leidos' January xx.xx 2025 company release describes TSA checkpoint sustainment involving equipment manufacturers, maintenance, logistics, and supply-chain responsibilities. ([prnewswire.com](https://www.prnewswire.com/news-releases/leidos-wins-tsa-logistics-contract-xx.xx.html))

4.4.3.4. Continuity of approved training software

[redacted] A bounded software-support proposition can address that obligation when the provider accepts approval continuity and supported-change responsibility.

Sources & Evidence

1. Threat Image Projection (TIP)
   · Relevant UK cabin-baggage TIP libraries require approval and reapproval; applicable third-party components are assessed within the overall system. ([caa.co.uk](https://www.caa.co.uk/commercial-industry/security/training-and-human-factors/threat-image-projection/))

4.4.4. Key Challenges

4.4.4.1. Coordinating phased deployment without overstating completion

Airport modernization must distinguish partial commissioning from a completed passenger proposition. Sydney Airport's Q4 2025 update reported completed new screening lanes at its international terminal while CT-enabled deployment at another terminal remained partial. [redacted]

Sources & Evidence

1. Sydney Airport Traffic and Operational Performance Q4 2025
   · Sydney's Q4 2025 update distinguishes completed international-terminal screening lanes from partial CT-enabled deployment at another terminal. This is a historical staging example, not a statement of subsequent completion. ([sydneyairport.com.au](https://www.sydneyairport.com.au/corporate/media/corporate-newsroom/sydney-airport-traffic-and-operational-performance-q4-2025))

4.4.4.2. Converting multi-vendor positioning into enforceable integration rights

[redacted] Before committing, the buyer needs documented compatibility and change responsibility. A single accountable prime may reduce

coordination burden, but can provide less independent control than a genuinely supported modular arrangement.

Sources & Evidence

1. Aviation & Critical Infrastructure
   · ProSight is described as unifying equipment, algorithms, and third-party information; this does not establish customer-specific licensing rights. ([leidos.com](https://www.leidos.com/markets/aviation/security-detection/aviation-checkpoint/enterprise-software))
2. Digital Innovation
   · The digital portfolio establishes integration positioning, not a prospective customer's interface entitlements or warranty allocation. ([smithsdetection.com](https://www.smithsdetection.com/digital-innovation/))

4.4.4.3. Making maintenance and parts coverage contractually executable

[redacted] Buyers must establish local response coverage, included components, and authorized access before substituting a service provider. Approved third-party consumables can provide a bounded alternative, but do not establish interchangeable parts or unrestricted maintenance rights.

Sources & Evidence

1. Leidos wins TSA logistics contract
   · The award's service model includes cooperation with original equipment manufacturers and logistics support. ([investors.leidos.com](https://investors.leidos.com/news-releases/news-release-details/leidos-wins-tsa-logistics-contract))
2. Explosive trace detection (ETD) systems: third party consumables
   · Department for Transport guidance specifically covers third-party consumables for approved explosive trace-detection systems. ([gov.uk](https://www.gov.uk/government/publications/approved-explosive-trace-detection-systems-consumables))
3. Service
   · The service portfolio includes field engineers, training, parts support, and tailored contracts, but does not establish a prospective site's obligations. ([smithsdetection.com](https://www.smithsdetection.com/service/))

4.4.4.4. Resolving commercial permissions for remote image review

Centralized software capability does not establish permission for every image-review location. [redacted] An off-site proposal requires documented authority acceptance, customer permission, connectivity accountability, and software-support obligations before its business case can be relied upon.

Sources & Evidence

1. Strategic Objectives, Activities, and Priority Initiatives
   · The plan describes exploration of remote screening, not general authorization of off-site deployment. ([catsa-acsta.gc.ca](https://www.catsa-acsta.gc.ca/en/publications/strategic-objectives-activities-and-priority-initiatives))
2. Digital Innovation
   · Centralized screening appears in the offering; location-specific operating permission is not established by that description. ([smithsdetection.com](https://www.smithsdetection.com/digital-innovation/))

4.5. Porter’s Five Forces Analysis

[redacted] TSA's checkpoint sustainment award to Leidos demonstrates centralized purchasing of support coordinated with equipment manufacturers. Aggregation can strengthen control over service scope, but it does not make every equipment configuration or replacement provider eligible.

Supplier leverage depends on the particular dependency being purchased. [redacted] Buyers should distinguish approved alternatives from unverified interchangeability and examine contractual access before changing providers.

[redacted] A broader combined portfolio may simplify a buyer's procurement, but the transaction alone establishes neither superior performance nor improved bargaining terms. Bid comparisons should identify common ownership and the exact scope each bidder controls.

[redacted] That is counterevidence to a patent-only barrier thesis, not proof of unrestricted technology access. A software entrant also faces its own applicable approval boundary, as the UK's treatment of threat-image-projection integration demonstrates.

[redacted] Seattle's consolidation plan illustrates how system reconfiguration can reduce the requirement for screening machines. These alternatives are suitable only where the resulting installation remains acceptable to the relevant authority and buyer.

Sources & Evidence

1. Baggage Handling System Optimization
   · Consolidation provides a documented alternative to simply adding screening machines. ([portseattle.org](https://www.portseattle.org/projects/baggage-handling-system-optimization))
2. Leidos wins TSA logistics contract
   · The agency award demonstrates centralized checkpoint-support purchasing, without establishing unrestricted substitution rights. ([investors.leidos.com](https://investors.leidos.com/news-releases/news-release-details/leidos-wins-tsa-logistics-contract))
3. Analogic and Leidos Complete Combination of Security Enterprise Solutions Businesses
   · The completed combination changes common ownership of historical equipment alternatives; bid-level bargaining effects are an inference. ([analogic.com](https://www.analogic.com/press-release-analogic-and-leidos-complete-combination-of-security-enterprise-solutions-businesses/))
4. Threat Image Projection (TIP)
   · The approval boundary provides a software-specific entry constraint rather than evidence of a patent-only barrier. ([caa.co.uk](https://www.caa.co.uk/commercial-industry/security/training-and-human-factors/threat-image-projection/))
5. Explosive trace detection (ETD) systems: third party consumables
   · The dedicated third-party consumables list counters a blanket manufacturer-only supply assumption, without proving parts interchangeability. ([gov.uk](https://www.gov.uk/government/publications/approved-explosive-trace-detection-systems-consumables))
6. OSI Systems, Inc. Form 10-K for the fiscal year ended June 30, 2026
   · OSI Systems states that its patents may not provide meaningful protection from competition; the filing does not establish freedom to operate. ([sec.gov](https://www.sec.gov/Archives/edgar/data/xx.xx/xx.xx/osis-20260630x10k.htm))

4.6. PESTLE Analysis

Regulatory policy can change the commercial benefits of installed equipment without making the underlying investment unnecessary. The European Commission's liquid-screening restriction effective September xx.xx 2024, illustrates this exposure. ■■ ■■■ ■■■■■■■■■■ ■■ ■ ■■■■■■■■■■ ■■■■■■■■■■ ■ ■■■■■■■■■ ■■■■■■ ■■■■■■ ■■■■ ■ ■■■■■■■■ ■■ ■ ■■■ ■■■■■■■■ ■■■■ ■■■■■■■■■■ ■■■■■■■ ■■■■■■ ■■■ ■■ ■■■■■■■■■ ■■ ■ ■■■■■■■■■ ■■■■■■■ ■■■■■ ■■■■■■■■■ ■■■■■■ ■■■■■■■■■■■ ■■■■■■■■■ ■■■■■■■■■■■■ ■■■■■■■■■ ■■■■■■■■■ ■■■■■■■■■■■■ ■■■ ■■■■■■■■■■■■■ ■■■ ■■■■■■■■■■ ■■■■■■■■■■ ■■■■■■■■

■■■■■ ■■■■■■ ■■■ ■■■■■■■■■■■■ ■■■■■■■■■■ ■■■■■■ ■■■■■■■■■■■■ ■■■■■■■■ ■■■■■■■■■■ ■■■ ■■■■■■■■ ■■■■■■ ■■■■ ■■■■■■ ■■■■■■■■■■ ■■■■■■■ ■■■■■■■■■■ ■■■ ■■■■■■■■■■■■■■■■■ ■■■■■■ ■■■■■ ■■■■ ■■■■■■■■■■ ■■■■■■■■■■ ■■■■■■■■ These disclosures establish supplier exposure, not a uniform surcharge across baggage-screening systems. Buyers and suppliers should settle product origin, import responsibility, currency allocation, and treatment of policy changes before committing to delivery obligations.

Passenger convenience and workforce readiness influence acceptance of modernization. Heathrow's completed upgrade reduced the need for passengers to unpack belongings, while CATSA's planning emphasizes screening-officer development. ■■■■■■ ■■■■■■■■■■ ■■■■■■■■■■■■

RESEARCH SAMPLE REPORT

[illegible]

Connected screening introduces continuing software-governance obligations. [illegible] Commercial review should therefore involve the security-system owner and the information-security owner, with responsibility assigned for supported updates and approved changes.

Environmental benefits remain project-specific. Seattle identifies energy efficiency as an intended benefit of screening consolidation, while Smiths Detection offers refurbishment and equipment-life-extension services. [illegible]

Sources & Evidence

1. Heathrow Completes £1bn Tech Upgrade to Deliver Its Fastest, Smoothest Security Yet
   · Heathrow's completed deployment supports convenience analysis and illustrates jurisdiction-specific procedures distinct from the historical EU measure. ([mediacentre.heathrow.com](https://mediacentre.heathrow.com/pressrelease/detail/xx.xx))
2. Baggage Handling System Optimization
   · Energy efficiency is an intended project benefit, not a reported realized result. ([portseattle.org](https://www.portseattle.org/projects/baggage-handling-system-optimization))
3. Strategic Objectives, Activities, and Priority Initiatives
   · CATSA identifies screening-officer development and training among its planned initiatives. ([catsa-acsta.gc.ca](https://www.catsa-acsta.gc.ca/en/publications/strategic-objectives-activities-and-priority-initiatives))
4. Digital Innovation
   · The supplier includes cybersecurity maintenance within its digital offering. ([smithsdetection.com](https://www.smithsdetection.com/digital-innovation/))
5. Threat Image Projection (TIP)
   · Overall-system assessment of third-party integration supports continued change-governance responsibility. ([caa.co.uk](https://www.caa.co.uk/commercial-industry/security/training-and-human-factors/threat-image-projection/))
6. Service
   · Refurbishment and equipment-life-extension services are offered; realized environmental benefits are not established by this offering description. ([smithsdetection.com](https://www.smithsdetection.com/service/))
7. Commission enforces temporary restrictions on liquid screening at certain EU airports
   · The Commission announced a temporary liquid-screening restriction effective September xx.xx 2024, describing a technical precaution rather than a new threat. This supports historical policy exposure, not a universal current restriction. ([transport.ec.europa.eu](https://transport.ec.europa.eu/news-events/news/commission-enforces-temporary-restrictions-liquid-screening-certain-eu-airports-2024-xx.xx-31_en))
8. OSI Systems, Inc. Form 10-K for the fiscal year ended June 30, 2026
   · The fiscal 2026 filing identifies tariff, currency, and government-budget exposure and describes mitigation. It does not establish an applicable tariff effect for a particular baggage-screening purchase. ([sec.gov](https://www.sec.gov/Archives/edgar/data/xx.xx/xx.xx/osis-20260630x10k.htm?utm_source=openai))

4.7. Market Outlook

The Global market supports differentiated renewal and lifecycle propositions rather than one synchronized technology transition. CATSA's capital plan distinguishes major-checkpoint CT replacement from projection-equipment renewal in other applications and from existing hold-baggage expansion. ■■■■■■■■■ ■■■■■■ ■■■■■■■■■ ■■■■■■ ■■■ ■■■■■■■■■■ ■■■■■■■ ■■■ ■■■■■■■■■■ ■■■■■■■ ■■■■■■ ■■■■■■■■ ■■ ■■■■■■■ ■■■■■■■■■■■■ ■■■■■■■ ■■ ■ ■■■■■■■■■■■■■■■■■■■■ ■■■■■■■■■■■ ■■■■■ ■■■■■■■■■■■ ■■■■ ■■■■■■■■ ■■■■■■ ■■■ ■■■■■■■■■■ ■■■■■■■■ ■■■■■■■■■ ■■■■■■■■■■■■ ■■■ ■■■■■■■■■■ ■■■■■■■ ■■■■■■■ ■■■■■■■■■ ■■■ ■■■■■■■ ■■■■■■■■■■■ ■■■■■■■■■■■■ ■■■■ ■■ ■■■■■■■■ ■■■■■■■■■■■■■■■

■■■ ■■■■■■■■■■ ■■■■■■■ ■■■■■ ■■ ■■■■■■■■■■ ■■ ■ ■■■■■■■■■■ ■■■■ ■■■■ ■■ ■■■■■■■■■ ■■■■■■■ ■■■ ■■■■■■■■■■■ ■■■■■■■■■ ■■■■■■■■■ ■■■■■■■■■ ■■■ ■■■■■■■ ■■■ ■■■■■■■■■ ■■■■■■ ■■■■■■■■■■ ■■■ ■■■ ■■■■■■■■■■■■ ■■ ■ ■■■■■■■■ ■■■■■■■■ ■■■■ ■■■ ■■■■■■ ■■■■■■■■■ ■■■■■■ ■■ ■■■■■■■■■ ■■■■■■■■■ The favorable scenario is coordinated commitment across purchaser, authority, site owner, and support counterparties. Where those commitments remain incomplete, supported retention or a narrower package is more defensible than assuming a comprehensive replacement will proceed.

Sources & Evidence

1. Digital Innovation
   · Smiths Detection advertises multi-vendor connectivity, equipment monitoring, third-party integration, and cybersecurity maintenance. ([smithsdetection.com](https://www.smithsdetection.com/digital-innovation/))
2. Corporate Plan 2025-26 to 2029-30 Summary - Financial Overview
   · CATSA's plan distinguishes major-checkpoint CT replacement, single-view-to-multiview renewal in other applications, existing hold-baggage expansion, and lifecycle replacement. These are planned activities. ([catsa-acsta.gc.ca](https://www.catsa-acsta.gc.ca/en/publications/corporate-plan-2025-xx.xx-2029-xx.xx/financial-overview))

4.7.1. Near-Term Market Outlook (0-2 Years)

During 2026-2027, deployment eligibility, contractual handover, and continuity of support are more defensible commitment anchors than demonstrations or broad capability announcements. ■■■■■■■■■■■ ■■■■■■■ ■■■■ ■■■■■■■■■■ ■■■■■■■■■ ■■■■■ ■■■■■■■■■ ■■■■■■■■■■■ ■ ■■■■■■■■■■■■■■■■■■■■ ■■■■■■■■■ ■■■■■ ■■■■■■■■■ ■■■■■ ■■■■■■■■■■ ■■ ■■■■ ■■■ ■■■■■■■■■ ■■■■■■■ ■■■■■■■■■ ■■■■■■■■■■ ■■ ■■■■■■■■ ■■■■■■■■ Suppliers should advance installation-matched offers and buyers should distinguish an operating reference from transferable permission.

For agency-led opportunities, the immediate commercial indicator is an authorized commitment through the applicable procurement route. ■■■■■■■ ■■■■■■■■ ■■■■■■■ ■■■ ■■■■■■■■■■■■■■■■■ ■■■■■ ■■■■■■■■■■ ■■■ ■■■■■■■■■■■■ ■■■■■■■■■ ■■■■■■ ■■■■■ ■■■■■■■■ ■■■■■■■■■ ■■■■ ■■■■■ ■■■■■■■■■■ ■■■■■ ■■■■■■ ■■■■■■ ■■■■■■■■ ■■■■■■■■ ■■■ ■■■■■■■ ■■■■■■■■ ■■■■■■■■ Early engagement remains useful for defining a requirement, but is unsuitable as the sole basis for a binding delivery commitment.

Sources & Evidence

1. Procurement and Contracting Policy - CATSA
   · CATSA requires delegated confirmation of funds before a contractual financial commitment and Transport Canada approval before equipment enters mandated service. ([catsa-acsta.gc.ca](https://www.catsa-acsta.gc.ca/en/publications/procurement-and-contracting-policy))
2. KI an der Luftsicherheitskontrolle: Fraport und Bundespolizei überführen APIDS in den Regelbetrieb
   · Fraport reported regular APIDS operation on January xx.xx 2026, following national certification, with screening personnel retaining final decisions. ([fraport.com](https://www.fraport.com/de/newsroom/pressemitteilungen/2026/q1/ki-an-der-luftsicherheitskontrolle.html))

4.7.2. Medium-Term Market Outlook (3-5 Years)

During 2028-2029, phased airport programs make acceptance and legacy-support coordination important commercial milestones. Avinor's Oslo announcement plans completion for summer 2028 and expressly anticipates coexistence of old and new technology. ■■■■■■■ ■■■■■■■ ■■■■■■■■■■■ ■■■■■■■■■■ ■■ ■■■■■ ■■■■■ ■■■ ■■■■■■■■■■■■■■■■ ■■■■■■■■ ■■■ ■ ■■■■■■ ■■■■■■ ■■■■■■■■ ■■ ■■■■■■■■ ■■■■ ■■■■■ ■■■■■■■■■■ ■■■■■■■■■ ■■■■■■■■ ■■■■■■■ ■■■■ ■■■ ■■■■■■

Suppliers should align project-specific resources with released work packages and confirmed handover obligations. ■■■■■■ ■■■■■■ ■■■■■■■■ ■■■■■■■■■■ ■■■■■■■ ■■■■■■■ ■■■■■■■■■■■■ ■■■■■ ■■■ ■■■■■■■■ ■■■■■ ■■ ■■■■■■■■■ ■■■■■■ ■■■■ ■■■■ ■■■■■■■ ■■■■■■■■■■■ ■■■■■■ ■■ ■ ■■■■■■■■■ ■■■■■■■■■■ ■■■■■■■ ■■■■■■■■■ ■■■■■■■■ ■■■■■■■■■■ ■■ ■■■■■■■■■■■■■■■■■■ ■■■■■■■■■■■■ ■■■■ ■■■■■ ■■■■■■■■■■■■ ■■■■■ ■ ■■■■■■ ■■■■■ ■■■■ ■■■ ■■■■■ ■■■■■■■■■■ ■■■■■■ If construction or acceptance moves, a defined interim service extension is preferable to an unsupported transition, although it postpones replacement benefits.

Sources & Evidence

1. Baggage Handling System Optimization
   · Seattle targets final construction-phase completion in 2029 and identifies reduced screening-machine requirements as an intended consolidation benefit. ([portseattle.org](https://www.portseattle.org/projects/baggage-handling-system-optimization))
2. Oslo Airport builds new Security Checkpoint | The Avinor Group
   · Avinor's December xx.xx 2025 announcement plans Oslo checkpoint completion for summer 2028, with legacy and new technology coexisting during reconstruction. ([kommunikasjon.ntb.no](https://kommunikasjon.ntb.no/pressemelding/xx.xx/oslo-airport-builds-new-security-checkpoint?lang=en&publisherId=xx.xx))

4.7.3. Long-Term Market Outlook (5-10 Years)

During 2030-2032, the important strategic question is whether modular purchasing becomes contractually executable, not whether every installation acquires an open-architecture label. ■■■ ■■■■■ ■■■■■■■■■■■■■■■ ■■■■■■■■■ ■■■■■■■ ■■■■■■■■■■ ■■■■■■■ ■■■■■■■■■■ ■■■ ■■■■■■■■■■ ■■■■ ■■■■■■■■■ ■■■ ■■■■ ■■■■■■ ■■ ■■■■■■■■■■■ Broader component choice is consequently a conditional option requiring explicit substitution rights, supported changes, and an accountable counterparty, rather than an assured industry outcome.

Buyers should preserve future choice through the rights purchased at renewal, while suppliers should commit only to the interfaces and continuing obligations they can support. CATSA's broad standard software rights demonstrate that proprietary ownership need not prevent buyer-directed change, but do not establish another customer's permissions. ▪▪▪▪▪▪▪▪▪▪ ▪▪▪▪▪▪▪ ▪▪▪▪▪▪ ▪▪▪ ▪▪▪▪▪▪▪ ▪▪▪▪ ▪▪▪▪▪▪▪ ▪▪▪▪▪▪ ▪▪▪▪▪▪ ▪▪▪ ▪▪▪▪▪▪▪ ▪▪▪▪▪▪▪▪▪ ▪▪▪▪ ▪▪▪▪▪▪▪▪ ▪▪▪▪▪▪ ▪▪▪▪▪▪▪▪▪▪▪▪▪▪▪ ▪▪▪▪▪ ▪▪▪▪▪ ▪▪▪▪▪▪▪▪▪▪ ▪▪ ▪▪▪ ▪▪▪▪▪▪▪ ▪▪ ▪▪▪▪▪▪▪▪▪▪ ▪▪▪▪▪▪▪▪▪▪▪▪ ▪▪▪▪▪▪▪▪▪▪▪▪ ▪▪▪ ▪▪▪▪▪▪ ▪▪▪▪▪▪▪▪▪▪ ▪▪ ▪▪▪▪▪▪▪ ▪▪▪▪▪▪▪▪ ▪▪▪▪ ▪▪▪▪▪▪▪▪▪▪▪ ▪▪▪▪▪▪▪▪▪▪▪▪

Sources & Evidence

1. CATSA's Purchase Order Terms and Conditions
   - CATSA's standard terms grant broad pre-existing-software rights without transferring ownership, supporting examination of executed rights rather than architecture labels. ([catsa-acsta.gc.ca](https://www.catsa-acsta.gc.ca/en/publications/catsa-s-purchase-order-terms-and-conditions))
2. Open Architecture for Airport Security Systems, Second Edition
   - The joint open-architecture framework permits identified partial compliance and recognizes possible transfer of liability toward integrators. ([aci-europe.org](https://aci-europe.org/downloads/resources/Open%20Architecture%20for%20Airport%20Security%20Systems%202nd%20Edition.pdf))

4.8. Go-to-Market Strategy

▪▪▪▪▪▪▪▪▪ ▪▪▪ ▪▪▪▪▪▪▪▪ ▪▪▪▪▪▪▪▪ ▪▪▪▪▪▪ ▪▪▪▪▪▪ ▪▪ ▪▪▪▪▪▪▪▪▪▪▪▪▪▪▪▪▪▪ ▪▪▪▪▪▪▪▪ ▪▪▪▪▪▪▪ ▪▪▪▪▪▪▪▪▪ ▪ ▪▪▪▪▪▪▪▪▪▪ ▪▪▪▪▪▪▪▪ ▪▪▪▪▪▪▪▪ ▪▪▪ ▪▪▪▪▪▪▪▪▪▪ ▪▪▪▪▪▪▪▪▪▪ ▪▪▪▪▪▪▪▪▪ ▪▪▪▪▪▪▪▪▪▪▪▪▪ ▪▪▪▪▪▪▪▪▪▪ ▪▪▪▪▪▪▪▪▪▪ ▪▪▪ ▪▪▪▪▪▪▪▪▪▪▪▪ ▪▪▪▪▪▪▪▪▪▪ ▪▪▪▪▪▪▪ ▪▪▪▪▪▪▪ ▪▪▪▪▪▪▪▪▪▪▪▪▪▪▪▪▪ ▪▪▪▪▪▪▪▪ ▪▪▪ ▪▪▪▪▪▪▪▪ ▪▪▪▪▪▪▪ ▪▪▪ ▪▪▪▪▪▪▪▪▪▪▪▪▪▪▪▪▪▪ ▪▪▪▪▪▪▪▪▪▪▪▪ ▪▪▪▪▪▪▪▪▪▪ ▪▪▪ ▪▪▪▪ ▪▪▪▪▪▪▪▪ ▪▪ ▪▪▪ ▪▪ ▪▪▪▪▪▪▪▪▪▪ ▪▪▪▪▪▪▪ UK category exceptions also show why the same approval assumption should not be applied to every included platform. Advance only the offering whose eligibility and commercial obligations can be documented for the proposed purchase.

Use an integration partner when it contributes enforceable delivery responsibilities the supplier cannot provide directly. ▪▪▪▪ ▪▪▪ ▪▪▪▪▪▪▪▪▪▪▪ ▪▪▪▪▪▪▪▪▪▪▪▪ ▪▪▪▪▪▪▪▪▪▪▪ ▪▪▪ ▪▪▪▪▪▪▪▪▪▪ ▪▪▪▪▪▪▪▪▪▪▪▪▪ ▪▪▪▪▪▪▪▪▪ ▪▪▪▪ ▪▪▪▪▪▪▪▪▪▪▪▪ ▪▪▪▪▪▪▪▪▪▪ ▪▪▪▪▪▪▪ ▪▪▪▪▪▪▪▪▪▪ ▪▪▪▪▪▪▪▪▪ ▪▪▪▪ ▪▪▪▪▪▪ ▪▪▪▪▪▪▪▪ ▪▪ ▪▪▪▪▪▪▪▪▪▪▪▪ ▪▪▪ ▪▪▪▪▪▪▪▪▪▪ ▪▪▪▪▪▪▪▪ ▪▪▪▪▪▪▪▪ ▪▪▪▪▪▪▪▪▪▪ ▪▪▪▪▪▪▪▪ ▪▪▪▪▪▪▪▪▪▪▪▪▪▪ ▪▪▪▪▪▪▪▪▪▪▪▪ ▪▪▪▪▪▪▪▪▪▪ ▪▪▪▪▪▪▪▪▪▪▪▪ ▪▪▪▪▪▪▪▪▪▪▪▪ ▪▪▪▪▪▪▪▪ ▪▪▪▪▪▪▪▪▪▪▪▪ ▪▪▪ ▪▪▪▪ ▪▪▪▪▪▪▪▪ ▪▪▪▪▪▪▪ ▪▪▪▪▪▪▪ ▪▪▪▪▪▪▪▪▪▪▪▪ Direct supply remains preferable where the buyer already has those responsibilities covered; a prime-led route trades some commercial control for consolidated accountability.

▪▪▪▪▪ ▪▪▪ ▪▪▪▪▪▪▪▪▪▪▪ ▪▪▪ ▪▪▪▪▪▪▪▪▪▪ ▪▪▪▪▪ ▪▪▪▪▪▪ ▪▪▪▪ ▪▪▪▪▪▪▪▪ ▪▪▪▪▪▪▪▪▪▪ ▪▪▪▪▪▪▪▪▪▪▪ ▪▪▪▪▪▪▪▪▪▪ ▪▪▪▪▪▪▪▪ ▪▪▪▪▪▪▪▪▪▪▪▪▪▪ ▪▪▪▪▪▪▪▪▪▪▪▪ ▪▪▪▪▪▪▪▪▪▪ ▪▪▪ ▪▪▪▪▪▪▪▪▪▪ ▪▪▪▪▪▪▪ ▪▪ ▪▪▪▪▪▪ ▪▪▪ ▪▪▪▪▪▪▪ ▪ ▪▪▪▪▪▪▪ ▪▪▪▪▪▪▪ ▪▪▪▪ ▪▪▪▪▪▪▪▪ ▪▪▪▪▪▪▪▪▪▪ ▪▪▪▪▪▪▪▪▪▪▪ ▪▪▪▪▪▪▪ ▪▪▪▪▪▪ ▪▪▪▪▪▪▪ ▪▪▪▪▪▪▪▪▪▪▪▪▪▪▪▪▪ ▪▪▪▪▪▪▪▪▪▪ ▪▪▪▪▪▪▪▪▪▪ ▪▪▪▪▪▪▪▪▪▪ ▪▪▪▪▪▪▪▪ ▪▪▪▪▪▪▪▪▪▪▪▪▪▪▪▪▪▪ ▪▪▪▪▪▪▪▪▪ ▪▪▪▪▪▪ ▪▪▪▪▪▪ ▪▪▪▪ ▪▪▪▪ ▪▪ ▪▪ ▪▪▪▪▪▪▪▪▪▪▪ ▪▪▪▪▪▪▪▪ ▪▪▪▪▪▪▪▪▪▪▪▪ CATSA's standard terms illustrate that software rights

and delivery obligations can be material. Secure necessary licenses and supplier commitments before promising the package, then tie handover and support commencement to contractual acceptance.

Sources & Evidence

1. Aviation security screening approved equipment list
   · UK guidance distinguishes approved baggage-screening categories from conventional X-ray equipment, which does not require specific departmental approval. ([gov.uk](https://www.gov.uk/government/collections/aviation-security-screening-approved-equipment-list))
2. Procurement and Contracting Policy - CATSA
   · Funding authority, contract approval, and screening-equipment approval are separately specified in CATSA's procurement policy. ([catsa-acsta.gc.ca](https://www.catsa-acsta.gc.ca/en/publications/procurement-and-contracting-policy))
3. Doing Business with CATSA
   · CATSA states that most goods and services requirements are publicly tendered through MERX. ([catsa-acsta.gc.ca](https://www.catsa-acsta.gc.ca/en/publications/doing-business-catsa))
4. CATSA's Purchase Order Terms and Conditions
   · The terms address delivery, acceptance, import obligations, and software rights; amendments require express written agreement approved by CATSA. ([catsa-acsta.gc.ca](https://www.catsa-acsta.gc.ca/en/publications/catsa-s-purchase-order-terms-and-conditions))
5. JFK Millennium Partners Selects K2 to Deliver State-of-the-Art Security Screening Checkpoint at new JFK Terminal 6
   · The buyer announcement establishes an integration-prime contracting model, not completed delivery or an available partnership for another bidder. ([portauthoritybuilds.com](https://www.portauthoritybuilds.com/redevelopment/us/en/jfk/planned-projects/terminal-xx.xx/news/jfk-millennium-partners-selects-k2-to-deliver-state-of-the-art-s.html))
6. Oslo Airport builds new Security Checkpoint | The Avinor Group
   · Avinor identifies Smiths Detection equipment and Sensec Solution AS installation, commissioning, service, and maintenance responsibilities. This demonstrates a delivery structure, not another supplier's appointment. ([kommunikasjon.ntb.no](https://kommunikasjon.ntb.no/pressemelding/xx.xx/oslo-airport-builds-new-security-checkpoint?lang=en&publisherId=xx.xx))

5. Market Insights

5.1. Consumer Insights & End-User Perspective

The decisive customer is the organization authorized to commit funds, not necessarily the screening user or passenger beneficiary. ■■■■■■■ ■■■■■■■■■■■ ■■■■■■ ■■■■■■■■ ■■■■■■■■■ ■■■■■■■ ■■■■■■■■■■■■ ■■■■■■ ■■■■■■■■■ ■■■■■■■■■■■ ■■■■■■■■■ ■■■■■■■■■ ■■■■■■■■■■■■ ■■■■■ ■■■■■■■■■ ■■■■■■■■■■ ■■ ■■■■ ■■■■■■■■ ■■■■■■■ ■■■■ ■■■■■■■■■■■■■ For a supplier, a recognized modernization need is therefore different from a funded purchasing opportunity; proposals should identify the contracting authority and applicable solicitation rather than rely solely on airport or operator interest.

■■■■■■■■■ ■■■■■■■■ ■■■■ ■ ■■■■■■ ■■■ ■■■■■■■■■■■ ■■■■■■■ ■■■ ■■ ■■■■■■■■ ■■■■■■■■■ ■■■■■■■■■ ■■■■■■■ ■■■■■■■■ ■■■■■■■■■■ ■■■■■■■■ ■■■■■■■ ■■■■■■■■ ■■■■ ■■■■■■■■■■■■■ ■■■■■ ■■■ ■■■■■■■■■■■ ■■■■■■■■ ■■■ ■■■■■■■■■ ■■■■■■■■■■■■■ ■■■■■■ ■■■■■■ ■■■■■■■ ■■■■■■■■■ ■■■■■■■■■■■ ■■■■■■■■■■■■ ■■■ ■■■■■■■■■■ ■■■■■■■■■■■■■■■■ ■■■■■■ ■■■ ■■■■■■■■■ An equipment-only offer may suit a purchaser with established support arrangements; a broader package is more defensible where those responsibilities would otherwise remain unassigned. User input helps define the requirement but does not replace procurement approval.

CATSA's standard terms grant broad pre-existing-software rights without transferring ownership; switching analysis should examine the actual license, not proprietary branding.

Sources & Evidence

1. Planning and Results
   - CATSA's planning assigns importance to officer training and collaboration among its maintenance provider and equipment manufacturers. ([catsa-acsta.gc.ca](https://www.catsa-acsta.gc.ca/en/publications/corporate-plan-2025-xx.xx-2029-xx.xx/planning-and-results))
2. Procurement and Contracting Policy - CATSA
   - CATSA requires delegated funding confirmation before financial commitments, including subsequent-year commitments under multiyear contracts. ([catsa-acsta.gc.ca](https://www.catsa-acsta.gc.ca/en/publications/procurement-and-contracting-policy))
3. Doing Business with CATSA
   - CATSA publicly tenders most requirements and publishes procurement solicitations through MERX. ([catsa-acsta.gc.ca](https://www.catsa-acsta.gc.ca/en/publications/doing-business-catsa))
4. CATSA's Purchase Order Terms and Conditions
   - CATSA's standard terms grant broad license rights over pre-existing software without transferring its ownership. ([catsa-acsta.gc.ca](https://www.catsa-acsta.gc.ca/en/publications/catsa-s-purchase-order-terms-and-conditions))

5.2. Consumer Experience Benchmarking

■■■■■■■■■■ ■■■■■■■■■■■■ ■■■■■■■■ ■■■■ ■■■■ ■■■■■■ ■■■■■■■■■■■ ■■■ ■■■■■■■■■■ ■■■■■■■■■■■■ ■■■ ■■■■■■■■ ■■■■■■■■■■ ■■■■■■■■■■■ ■■■■■■■■ ■■■■■■■■■■ ■■■■■■■■■■ ■■■■■■■■■■■■■ ■■ ■■■■■■■■■■ ■■ ■■■■■■■ ■■■ ■■■■■ ■■■■■■■■ ■■■■■■■ ■■■ ■■■■■■■■■■■ ■■

RESEARCH SAMPLE REPORT

[redacted] CATSA's June xx.xx 2025, Halifax announcement documented the same broad preparation benefit for permitted items at a newly equipped line, within a phased rollout. These dated records benchmark delivered preparation changes and commissioning scope; they do not establish Halifax's subsequent completion state or comparable whole-checkpoint performance.

Airport buyers should therefore compare matched, commissioned lanes and the procedures actually permitted, rather than infer a uniform airport experience from a scanner purchase. Acceptance commitments should distinguish passenger preparation, deployment coverage, training handover and continuing service. [redacted]

Sources & Evidence

1. Heathrow Completes £1bn Tech Upgrade to Deliver Its Fastest, Smoothest Security Yet
   · Heathrow announced completed terminal-wide CT deployment on January xx.xx 2026, with liquids and electronics remaining packed. This supports a preparation-experience benchmark, not independent proof of wider service outcomes.
   ([mediacentre.heathrow.com](https://mediacentre.heathrow.com/pressrelease/detail/xx.xx))
2. Planning and Results
   · The plan includes accessibility engagement and removal of checkpoint-design barriers as intended improvements, not completed outcomes.
   ([catsa-acsta.gc.ca](https://www.catsa-acsta.gc.ca/en/publications/corporate-plan-2025-xx.xx-2029-xx.xx/planning-and-results))
3. New Security Screening Line at Halifax Stanfield International Airport (YHZ) includes CATSA CT Technology
   · CATSA's June xx.xx 2025, Halifax announcement documented an operational CT-equipped line, reduced unpacking of permitted items, and a staged wider deployment.
   ([catsa-acsta.gc.ca](https://www.catsa-acsta.gc.ca/en/about-us/media/new-security-screening-line-halifax-stanfield-international-airport-yhz-includes))

5.3. Opportunity Mapping

[redacted] ECAC evaluation cannot replace national permission. A manufacturer package is preferable where independent application rights cannot be secured; replacement remains appropriate where retained equipment cannot meet the accepted requirement.

Brownfield integration offers a different opportunity for terminal developers and specialist integrators: accepting screening interfaces and delivery coordination that would otherwise

remain with the purchaser. K2's JFK appointment demonstrates a prime model, but Dublin and Cork's completed program demonstrates that separate specialist contracts can also work. ▪▪▪▪▪▪▪▪▪ ▪▪▪▪▪▪▪▪▪▪▪▪▪ ▪▪▪▪▪▪▪ ▪▪▪▪▪▪▪▪ ▪▪▪▪▪▪▪ ▪▪▪▪▪▪▪▪ ▪▪ ▪▪▪▪▪▪▪▪▪▪ ▪▪▪▪▪▪▪▪ ▪▪▪▪ ▪▪▪▪▪▪▪▪▪▪ ▪▪▪▪▪▪▪▪ ▪▪▪▪▪▪▪ ▪ ▪▪▪▪▪▪▪▪▪▪ ▪▪▪▪▪▪▪ ▪▪▪▪▪▪▪ ▪ ▪▪▪▪▪▪▪ ▪▪▪▪▪▪▪▪▪▪ ▪▪▪▪ ▪▪▪▪▪▪▪▪ ▪ ▪▪▪▪▪ ▪▪▪▪▪▪ ▪▪▪▪▪▪ ▪▪▪ ▪▪▪▪▪ ▪▪▪▪▪▪▪▪▪ ▪▪▪▪▪▪▪▪▪▪ ▪▪▪▪ ▪▪▪▪ ▪▪▪ ▪▪▪▪▪▪▪▪▪ ▪▪▪ ▪▪▪▪▪▪▪▪ ▪▪▪▪▪▪▪▪▪▪▪▪ ▪▪▪ ▪▪▪▪▪▪▪▪ ▪▪▪▪▪▪▪▪▪▪▪▪ ▪▪▪▪▪▪ ▪▪▪▪▪▪▪▪ ▪▪▪▪▪ ▪▪▪ ▪▪▪▪▪▪▪▪ ▪▪▪▪▪▪▪ ▪▪▪▪▪▪▪▪▪ ▪▪▪▪▪▪▪▪▪▪

▪▪▪▪▪▪▪▪▪▪▪ ▪▪ ▪▪▪▪▪▪▪▪▪▪ ▪▪▪▪▪▪▪ ▪ ▪▪▪▪▪▪▪▪▪ ▪▪▪▪▪▪▪▪▪▪ ▪▪▪▪▪▪▪▪▪▪▪ ▪▪▪▪ ▪▪▪▪▪▪▪▪▪▪ ▪▪▪▪▪▪▪▪▪▪▪ ▪▪▪▪▪▪▪ ▪▪▪▪▪▪▪▪▪▪ ▪▪▪▪▪▪ ▪▪▪▪▪▪▪▪▪▪ ▪▪▪ ▪▪▪ ▪▪▪▪▪▪▪▪▪▪▪▪▪▪▪▪▪▪▪▪▪▪▪▪ ▪▪▪ ▪▪▪▪▪▪▪▪▪▪▪ ▪▪▪▪▪ ▪▪▪▪▪▪▪▪▪ ▪ ▪▪▪▪▪ ▪▪▪ ▪▪▪▪▪▪▪▪▪▪▪ ▪▪▪▪▪▪▪▪ ▪▪▪▪▪▪▪▪▪▪▪▪▪ ▪ ▪▪▪▪▪▪▪▪▪▪ ▪▪▪▪▪▪▪▪▪ ▪▪▪▪ ▪▪▪▪▪▪▪▪▪▪▪▪▪ ▪▪▪▪▪▪▪ ▪▪▪▪▪▪▪ ▪▪▪▪▪▪▪▪▪▪▪▪▪ ▪▪▪▪▪▪▪▪▪▪▪▪▪ ▪▪▪▪▪ ▪▪▪ ▪▪▪▪▪▪▪▪▪ ▪▪▪▪▪▪▪▪▪▪▪▪▪▪▪▪▪ The opportunity is an enforceable support package, not unrestricted aftermarket substitution. Direct manufacturer service remains a credible alternative where its site commitment is more dependable or the buyer cannot administer a separate provider's dependencies.

Approved training-software continuity is a narrowly defined purchasing need rather than a general training-content opportunity. Relevant UK cabin-baggage TIP arrangements connect library reapproval with overall-system acceptance of third-party components. ▪ ▪▪▪▪▪▪▪▪ ▪▪▪ ▪▪▪▪▪▪▪ ▪▪▪▪ ▪▪▪▪ ▪▪▪▪▪▪▪ ▪ ▪▪▪▪▪▪▪▪ ▪▪▪▪▪▪▪▪▪ ▪▪▪▪▪▪▪▪ ▪▪▪▪▪▪▪▪▪▪▪ ▪▪▪▪▪▪▪▪▪ ▪▪▪▪▪▪▪▪ ▪▪▪ ▪▪▪▪▪▪▪▪▪▪ ▪▪▪▪▪▪▪▪▪▪▪▪▪▪▪ ▪▪▪▪▪▪▪▪ ▪▪▪▪▪▪▪▪ ▪▪▪▪▪▪▪▪▪▪▪ ▪▪▪▪▪▪▪ ▪▪▪▪▪▪▪▪▪ ▪▪▪▪▪ ▪ ▪▪▪▪▪▪▪▪ ▪▪▪▪▪▪▪▪ ▪▪▪▪▪▪ ▪▪▪▪▪▪▪▪▪▪▪ ▪▪▪▪▪▪▪▪▪ ▪▪▪▪▪▪▪ ▪ ▪▪▪▪▪▪▪▪ ▪▪▪▪▪▪▪▪ ▪▪▪▪▪▪▪ ▪▪▪ ▪ ▪▪▪▪▪▪▪▪ ▪▪▪▪▪▪▪▪▪ ▪▪▪▪▪▪▪▪▪▪▪ ▪▪▪ ▪▪▪▪▪▪▪▪ ▪▪▪▪▪▪▪▪

Off-site review should remain an arrangement-specific option. ▪▪▪▪▪▪▪▪ ▪▪▪▪▪▪▪▪▪▪ ▪▪▪▪▪▪▪▪▪ ▪▪▪▪▪▪▪▪▪▪ ▪▪▪ ▪▪▪▪▪▪ ▪▪▪▪▪▪▪▪▪▪▪▪▪ ▪▪▪▪▪▪▪▪ ▪▪▪▪▪▪▪▪▪▪ ▪ ▪▪▪▪▪▪▪▪▪▪ ▪▪▪▪▪▪ ▪▪▪▪▪▪▪▪▪ ▪▪▪▪▪▪▪▪▪ ▪▪▪▪▪▪▪▪▪ ▪▪▪ ▪▪▪▪▪▪ ▪▪▪▪▪▪▪▪▪▪▪▪▪ ▪▪▪▪▪▪▪▪ ▪▪▪▪▪▪▪▪ ▪▪ ▪▪▪▪▪▪▪▪ ▪▪▪▪▪▪ ▪▪▪▪▪▪▪▪ ▪▪▪▪ ▪▪▪▪▪ ▪▪▪▪▪▪▪▪ ▪▪▪▪▪▪▪▪▪ ▪▪▪▪▪▪▪▪▪▪▪▪▪ ▪▪▪▪▪▪▪▪▪ ▪▪▪▪▪▪▪▪▪▪▪▪ ▪▪▪▪▪▪▪▪ ▪▪▪ ▪▪▪▪▪▪▪▪▪▪▪ ▪▪▪▪▪▪▪▪ ▪▪▪▪▪▪▪▪▪▪▪▪▪▪▪▪▪ ▪▪▪▪▪▪▪▪▪▪▪▪▪ ▪▪▪▪▪▪ ▪▪▪▪▪ ▪▪▪▪▪ ▪▪▪ ▪▪▪▪▪▪▪ ▪▪▪▪ ▪▪▪▪▪▪▪▪ Where these commitments are unavailable, retaining the applicable local arrangement is preferable to relying on an unverified connection benefit.

Sources & Evidence

1. Baggage Handling System Optimization
   · Seattle's centralization links screening to wider baggage-system reorganization; integration requirements do not automatically establish additional detector demand. ([portseattle.org](https://www.portseattle.org/projects/baggage-handling-system-optimization))
2. Threat Image Projection (TIP)
   · Continuing library approval and overall-system integration requirements support a bounded software-continuity proposition, not unrestricted entry for a general training provider. ([caa.co.uk](https://www.caa.co.uk/commercial-industry/security/training-and-human-factors/threat-image-projection/))
3. Service
   · Direct manufacturer service is a documented alternative to aggregated maintenance; general descriptions do not settle site coverage. ([smithsdetection.com](https://www.smithsdetection.com/service/))

4. ECAC Common Evaluation Process (CEP) of security equipment
   · ECAC evaluation applies to listed configurations and does not itself constitute national approval or certification.
   ([ecac-ceac.org](https://www.ecac-ceac.org/activities/security/common-evaluation-process-cep-of-security-equipment))
5. Hold baggage screening upgrade, Dublin and Cork Airports, Ireland
   · Dublin and Cork used separate building, baggage-integration, and professional-service appointments; the project account reports completion in March 2023. This challenges a universal single-prime requirement.
   ([neccontract.com](https://www.neccontract.com/projects/hold-baggage-screening-upgrade-dublin-and-cork-airports-ireland))
6. International Remote Baggage Screening
   · PNNL describes international checked-baggage image review involving U.S. authorities and named airline-airport arrangements, supporting a bounded institutional rather than software-only access route.
   ([pnnl.gov](https://www.pnnl.gov/projects/international-remote-baggage-screening))
7. JFK Millennium Partners Selects K2 to Deliver State-of-the-Art Security Screening Checkpoint at new JFK Terminal 6
   · K2's appointed coordination role provides a documented alternative to leaving component-supplier interfaces with the terminal developer.
   ([portauthoritybuilds.com](https://www.portauthoritybuilds.com/redevelopment/us/en/jfk/planned-projects/terminal-xx.xx/news/jfk-millennium-partners-selects-k2-to-deliver-state-of-the-art-s.html))
8. Key Corporate Risks - CATSA
   · CATSA records its 2023/xx.xx transition of maintenance for most screening equipment to KPrime Technologies, without identifying every installation's coverage.
   ([catsa-acsta.gc.ca](https://www.catsa-acsta.gc.ca/en/publications/key-corporate-risks))
9. United Launches CBP's International Remote Baggage Screening on Select International Flights
   · United's September xx.xx 2025 announcement identifies a Sydney-San Francisco remote-baggage arrangement involving Sydney Airport, BagCheck, Brock Solutions, CBP, and TSA.
   ([united.mediaroom.com](https://united.mediaroom.com/2025-xx.xx-xx.xx-United-Launches-CBPs-International-Remote-Baggage-Screening-on-Select-International-Flights))
10. APIDS for CT Screening | ECAC-Approved AI - SeeTrue
    · Named software-scanner combinations establish an application-layer alternative for assessment, not a prospective customer's license, warranty allocation, or eligible installation.
    ([seetrue.ai](https://www.seetrue.ai/apids-for-ct/))
11. Leidos wins TSA logistics contract
    · The announced sustainment structure supports a manufacturer-coordinated service route; it does not confer access rights on an unrelated provider.
    ([prnewswire.com](https://www.prnewswire.com/news-releases/leidos-wins-tsa-logistics-contract-xx.xx.html))
12. KI an der Luftsicherheitskontrolle: Fraport und Bundespolizei überführen APIDS in den Regelbetrieb
    · Frankfurt provides a buyer-reported operating example of a software addition to Smiths Detection CT equipment, without establishing another airport's entitlement or staffing outcome.
    ([fraport.com](https://www.fraport.com/de/newsroom/pressemitteilungen/2026/q1/ki-an-der-luftsicherheitskontrolle.html))

5.4. Distribution Channel Analysis

Distribution reach and service authority are separate commitments. OSI Systems describes direct security-product sales, independent distributors and authorized service providers. ■ ■■■■■■■■■■ ■■■■■■■■■■ ■■■■■■■■ ■■■■■■■■■ ■■■■■■ ■■■ ■■ ■■■■■■■ ■■ ■■■■■ ■■ ■■■■■■■■■■■ ■■■■■■■■■■ ■■■■■■ ■■■■■■■■■ ■■ ■■■■■■■■ ■■■■■■ ■■■■■■ ■■■■■■ ■■■■■■■ ■■■ ■■■■■■■■■■■■ ■■■■■■■ ■■■ ■■■■■■■■■■■ ■■■■■■ ■■■■■■■■ ■■■■■■■■■■■■■■ ■■■ ■■■■■■■■■■

[redacted]

A service prime provides a different route from equipment resale. Leidos' January 2025 TSA sustainment announcement assigns manufacturer coordination, maintenance and logistics responsibilities. [redacted]

Integration channels require similarly explicit boundaries. [redacted] Buyers should retain separate contracts where they can manage those interfaces and obtain enforceable access; channel convenience alone does not settle compatibility or authorization.

Sources & Evidence

1. Leidos wins TSA logistics contract
   - The January 2025 TSA sustainment announcement assigns Leidos manufacturer coordination, maintenance, logistics and support responsibilities. ([investors.leidos.com](https://investors.leidos.com/news-releases/news-release-details/leidos-wins-tsa-logistics-contract))
2. Digital Innovation
   - Smiths Detection markets multi-vendor connectivity and third-party integration; the portfolio description does not establish customer-specific interface entitlements. ([smithsdetection.com](https://www.smithsdetection.com/digital-innovation/))
3. Service
   - Smiths Detection offers direct on-site field service and tailored support contracts, providing an alternative to a separate service prime. ([smithsdetection.com](https://www.smithsdetection.com/service/))
4. OSI Systems, Inc. Form 10-K for the fiscal year ended June 30, 2026
   - OSI Systems describes direct security-product sales, independent distributors, and authorized service providers as distinct commercial relationships. ([sec.gov](https://www.sec.gov/Archives/edgar/data/xx.xx/xx.xx/osis-20260630x10k.htm))

5.5. Pricing Trend Analysis

[redacted] Suppliers should settle any cost-adjustment exception before accepting an order, not presume automatic tariff recovery.

[redacted] Buyers should compare covered obligations, exclusions and renewal treatment across bundled and separate offers: predictable support expenditure can be valuable, but only when the required site and

components are covered. A hardware discount should not substitute for this scope comparison.

[redacted] Its caution that patents may not meaningfully protect against competition also challenges a patent-only pricing-power assumption. Licensed functionality, eligible alternatives and enforceable support remain more defensible negotiating considerations.

Sources & Evidence

1. Service
   · Smiths Detection describes inclusive capital-equipment service contracts covering labor and parts, illustrating a supported service-bundling option. ([smithsdetection.com](https://www.smithsdetection.com/service/))
2. OSI Systems, Inc. Form 10-K for the fiscal year ended June 30, 2026
   · OSI identifies tariff, currency and government-budget exposure, describes mitigation, and cautions that patents may not meaningfully protect against competition. These disclosures do not establish purchase-specific pass-through or exclusivity. ([sec.gov](https://www.sec.gov/Archives/edgar/data/xx.xx/xx.xx/osis-20260630x10k.htm))
3. CATSA's Purchase Order Terms and Conditions
   · The standard terms limit contractual charges and aftermarket escalation, generally include duties and brokerage, and separately treat specified Canadian sales taxes. ([catsa-acsta.gc.ca](https://www.catsa-acsta.gc.ca/en/publications/catsa-s-purchase-order-terms-and-conditions))

5.6. Regulatory Compliance & Standards Framework

[redacted] UK guidance separately identifies approved baggage, trace and liquid-detection categories while stating that conventional X-ray equipment does not require specific departmental approval. Buyers should establish the exact application, configuration and national requirement before comparing eligible offers; an exception for one category cannot establish permission for another.

[redacted] Separately licensing training software can preserve purchasing choice, but the license does not establish eligibility of the combined installation. These are UK requirements, not a universal approval regime for every training-software category.

Canada illustrates the separate purchasing gate: CATSA requires Transport Canada approval before equipment enters its mandated service. [redacted]

■■■■■■■ For Terminal-Entrance Baggage Screening and Customs and Border Baggage Inspection, purchasers should establish the responsible authority and applicable purchasing record rather than transfer an aviation-checkpoint permission to the different application.

Sources & Evidence

1. Aviation security screening approved equipment list
   · UK guidance lists approval categories for cabin and hold baggage equipment, trace detection, liquid detection, consumables and TIP libraries, while conventional X-ray equipment does not require specific departmental approval.
   ([gov.uk](https://www.gov.uk/government/collections/aviation-security-screening-approved-equipment-list))
2. Threat Image Projection (TIP)
   · UK cabin-baggage TIP libraries require approval and continuing reapproval; relevant third-party components are assessed as part of the overall screening system.
   ([caa.co.uk](https://www.caa.co.uk/commercial-industry/security/training-and-human-factors/threat-image-projection/))
3. Procurement and Contracting Policy - CATSA
   · CATSA requires Transport Canada approval before screening equipment enters mandated service.
   ([catsa-acsta.gc.ca](https://www.catsa-acsta.gc.ca/en/publications/procurement-and-contracting-policy))
4. ECAC Common Evaluation Process (CEP) of security equipment
   · ECAC evaluation applies to listed configurations and does not itself constitute national approval or certification; the appropriate national authority retains that responsibility.
   ([ecac-ceac.org](https://www.ecac-ceac.org/activities/security/common-evaluation-process-cep-of-security-equipment))
5. Trade Agreement Covered Procurements Procedure - CATSA
   · CATSA's procedure effective January xx.xx 2026, requires determining procurement coverage under the applicable Canadian and international trade agreements.
   ([catsa-acsta.gc.ca](https://www.catsa-acsta.gc.ca/en/publications/trade-agreement-covered-procurements-procedure))

5.7. ESG & Sustainability Analysis

■■■■■■■■■■■■■■ ■■■■■■ ■■■■■■■■■■■■■■■■ ■■■■■■■■■■ ■■■■■■■ ■■■■■■■■■■ ■■■■■■■■■■■■■■ ■■■ ■■■■■■■ ■■■■■■■■■■■■ ■■■ ■■■■■■ ■■ ■■■■■■■■■■ ■■■■■■■ ■■■■■■■■ ■■■■■■■■■ ■■■■■■■ ■■■■■■■■■■ ■■■■■■■■ ■■■■■■■■■ ■■■■■■■■■■ ■■■■■■■■■■■■ ■■■ ■■■■■■■■■■■■ ■■■■■■ ■■■ ■■■■■■■■■■■■ ■■■■■■■■■ ■■■ ■■■■■■■■■■ ■■■■■■■■■ ■■■■■■ ■■■ ■■■■■■■ ■■■■■■■■■■■■ ■■ ■■■■■■■■■■■■■■■ ■■■■■■ Its reported supplier-specific emissions collection concerns screening contractors, not comparable individual equipment footprints. Equipment buyers can consequently request relevant supplier information and continuity commitments without treating agency-wide disclosure as proof that one scanner is environmentally preferable.

■■■■■■■■■■■ ■■■■■■■■■ ■■■■ ■■■■ ■ ■■■■■■■■■■ ■■■■■■■■■■■■■ ■■■■■■■■■ ■■■■■■■■ ■■■■■■■■■ ■■■■■■ ■■■■■■■■■■ ■■ ■■ ■■■■■■■■ ■■■■■■■■ ■■ ■■■■■ ■■■■■■■■■■■■■■■ ■■■■■■■■■■■■■ ■■■■ ■■■■■■■■■■ ■■■■■■ ■■ ■■■■■■■■■■ ■■■■■■■■ ■■ ■■■■■■■■■■ ■■■■■■■■■■■■ ■■■■■■ ■■■■■■■■■■ ■■■■■■ ■■■■■■■■ ■■■ ■■■■■■■■■■■■■■■ ■■■■■■■■■■■■ ■■■ ■■■■■ ■■■ ■■■■■■■■■■■■■■■ ■■■■■■■■■■■■ ■■■■■■■■■ ■■■■■■■■■■■■■■ ■■■■■■■■■■ ■■■ ■■■■■■■■■■■■■■■ Buyers should establish these end-of-life obligations when comparing replacement with continued use of eligible, supported assets. Replacement can introduce a new environmental

proposition while also creating disposal obligations; neither a project objective nor a disposal offering establishes realized lifecycle improvement.

Responsible-supply requirements create a separate commercial obligation. ■■■■■ ■■■■■■■ ■■■■■■■■■ ■■■■■■■■■■ ■■■■■■■ ■■■■■■■■■■■■ ■■■ ■■■■■■■■■■■■■■■■ ■■■■■■■■■■■■ ■■■■■ ■■■■■■■■■■ ■■■■ ■■■■■■■■ ■■■ ■■■■■■■■■ ■■■ ■■■■■■■■ ■■■■■■ ■■■■■■■■■ ■■■■■■■■■■ ■■■ ■■■■■■■ ■■■■■■■■■■■■ ■■■■■■ ■■ ■■■■■■■■ ■■ ■■■■■■■■■■■■ ■■■■■■■■ ■■■■■■■■■■■■■■ ■■■■■■■■■ ■■■■■■ ■■■■■■■■■■■■ These are documented buyer requirements, not evidence of misconduct by screening-equipment suppliers: CATSA reports no identified actual forced or child labor in its supply chain, and enhanced requirements remain risk-specific.

Sources & Evidence

1. Baggage Handling System Optimization
   · Seattle identifies improved energy efficiency as an intended benefit of its broader baggage-system consolidation, rather than a measured screening-equipment outcome. ([portseattle.org](https://www.portseattle.org/projects/baggage-handling-system-optimization))
2. 2025-26 Report on Taskforce on Climate-Related Financial Disclosures - CATSA
   · CATSA's climate disclosure includes equipment, consumables and maintenance within value-chain emissions and identifies equipment damage and service interruption as climate-related risks. Supplier-specific data collection is reported for screening contractors, not comparable individual equipment footprints. ([catsa-acsta.gc.ca](https://www.catsa-acsta.gc.ca/en/publications/2025-xx.xx-report-taskforce-climate-related-financial-disclosures))
3. Responsible Disposals - Smiths Detection
   · Smiths Detection offers decommissioning and disposal assistance for X-ray and trace-detection equipment, including sensitive-data treatment and disposal documentation. This establishes an offering, not realized environmental benefits. ([smithsdetection.com](https://www.smithsdetection.com/service/responsible-disposals/))
4. CATSA Modern Slavery Act Report 2025-26
   · CATSA reports mandatory contractor conduct requirements, forced-labor risk screening in procurement planning, and enhanced due diligence for elevated risks. It reports no identified actual forced or child labor in its supply chain. ([catsa-acsta.gc.ca](https://www.catsa-acsta.gc.ca/en/about-us/corporate-publications/catsa-modern-slavery-act-report-2025-xx.xx))

5.8. Disruption & Risk Scenarios

■ ■■■■■■■■■■ ■■■■■■ ■■■■■ ■■■■■■ ■ ■■■■■■■■ ■■■■■■■■■■■■■■■■■■■■■■ ■■■■■■■■■■■ ■■■■■■■ ■■■■■■■■■■■ ■■■ ■■■■ ■■■ ■■■■■■■■■■ ■■■ ■■ ■■■■■■■■■■■ ■■■■■■■■■ ■■■■■■■■■ ■■ ■■■■■ ■■ ■ ■■■■■■■■■■ ■■■■■■■■ ■■■ ■ ■■■■■■■■■ ■■ ■■■■■■■■■ ■■■■■■■ ■■■■■■ ■■■■■■■■ ■■■ ■■■■■■■■■ ■■■■■■■■■ ■■■ ■■■■■■■ ■■■■ ■■■■■■■■■ ■■■■■■■ ■■■■■■■■■ ■■■■■■■■■■ ■■■■■■■ ■■■■■■■■■■ ■■■■■■■■■■ ■■■■■■■■■■ ■■■■■■■■■ Relevant authority notices and changes to permitted procedures are the monitoring triggers. Contracts should separate equipment acceptance from the passenger proposition and identify who bears change obligations.

■ ■■■■■■■ ■■■■■■■■ ■■ ■■■■■■■ ■■■■■■■ ■■■■ ■■■■■■■ ■■■■■ ■■■■■■■■ ■■■■■■■ ■■■■■■■■■ ■■■■■■■ ■■■■■ ■■■■■■■■■ ■■■■ ■■■■■ ■■■■■■■■■■ ■■■■■■■■■ ■■ ■■■■■■■■■ ■■■■■■■ ■■■ ■■■■■■■■■■ ■■■■■■■ ■■■ ■■■■■■■■■■■■ ■■■■■■■ ■■■■ ■■■■ ■■■ ■■■■■■■■■ ■■■ ■■■■■■■■■■ ■■■■■■■ ■■■■■■■■■ Equipment suppliers are exposed if they commit delivery resources before

authorized funding and package release; buyers are exposed if existing support expires before replacement acceptance. The response is stage-specific commitment and expressly covered interim support, while recognizing that deferral postpones the intended modernization benefit.

[illegible] Warning indicators include unsupported versions, unaccepted contract changes, and unresolved service renewals. Buyers should require continuing update responsibility and a documented transition arrangement rather than assume that either a broad platform label or an aggregated service contract removes dependency.

A remote-review expansion could fail commercially if the necessary institutions do not participate or permissions do not cover the proposed route. Documented international arrangements are counterevidence to treating off-site review as inherently unavailable, but not proof of transferable access. [illegible]

Sources & Evidence

1. Digital Innovation
   · The connected offering establishes continuing software and support functions, not customer-specific permissions or an installation-specific response commitment. ([smithsdetection.com](https://www.smithsdetection.com/digital-innovation/))
2. Commission enforces temporary restrictions on liquid screening at certain EU airports
   · The European Commission announced a temporary restriction effective September xx.xx 2024, affecting passenger procedures at certain installed cabin-baggage screening systems. This is historical policy-exposure evidence, not a universal current restriction. ([transport.ec.europa.eu](https://transport.ec.europa.eu/news-events/news/commission-enforces-temporary-restrictions-liquid-screening-certain-eu-airports-2024-xx.xx-31_en))
3. Procurement and Contracting Policy - CATSA
   · The policy supports treating funded authorization as a commitment trigger rather than assuming that modernization interest is an executable order. ([catsa-acsta.gc.ca](https://www.catsa-acsta.gc.ca/en/publications/procurement-and-contracting-policy))
4. Corporate Plan 2025-26 to 2029-30 Summary - Financial Overview
   · The plan is subject to funding, identifies possible partner and supply-chain delays, and recognizes potential rescheduling of capital expenditure; it does not establish a subsequent funding decision. ([catsa-acsta.gc.ca](https://www.catsa-acsta.gc.ca/en/publications/corporate-plan-2025-xx.xx-2029-xx.xx/financial-overview))
5. International Remote Baggage Screening
   · The described collaboration depends on designated airports, airlines, and authorities; it does not establish another route's permission or support allocation. ([pnnl.gov](https://www.pnnl.gov/projects/international-remote-baggage-screening))

6. Key Corporate Risks - CATSA
   · CATSA identifies dependence on outsourced maintenance and major suppliers as a corporate risk, including continuing parts and staffing exposure. ([catsa-acsta.gc.ca](https://www.catsa-acsta.gc.ca/en/publications/key-corporate-risks))
7. United Launches CBP's International Remote Baggage Screening on Select International Flights
   · The announcement describes a named route and continuing passenger screening, not blanket permission to extend the arrangement elsewhere. ([united.mediaroom.com](https://united.mediaroom.com/2025-xx.xx-xx.xx-United-Launches-CBPs-International-Remote-Baggage-Screening-on-Select-International-Flights))

5.9. Return on Investment & Cost-Benefit Analysis

For an airport owner, the relevant comparison is complete replacement versus an eligible retained-equipment enhancement delivering the same required screening function. ■■■■■■■■ ■■■■■■■■ ■■■ ■■■■■ ■■■■ ■■■■■■■■■■■■■■■■■■■■■■ ■■■■■■■■■■■■ ■■■ ■■■■■■ ■■■■■■■■■ ■■■■■■■■■ ■■■■■■■■ ■■■■■ ■■ ■■■■■■■■ ■■■■ ■■■ ■■■■ ■■■■■■■■■■ ■■■■■■■■■■■■ ■■■■■■■■■■ ■■■■■■■■ ■■■■■■■■■■■■ ■■■ ■■■■■■■■ ■■■■■■■■ ■■■■■■ ■■■■ ■■ ■■■ ■■■■■■■■■ ■■■■■■■■■ ■■ ■■■■■■■■■■ ■■■■■ ■■■■■ ■■■■■■■■■■■■ ■■■ ■■■■■■■■■■■■ ■■■■■■■■■■■■ ■■■■■■■■ ■■■■■■■■■■ ■■■■ ■■■ ■■■■■■■■ ■■■■■■■■■■■■ ■■ ■■■■■■■■■■ ■■■■■■■■ ■■■■■■■ ■■■■■■■■■■ ■■■■ A smaller initial scope does not by itself establish a better lifecycle outcome.

■■■■■■■■■ ■■■■■■■■■■■■ ■■■■■■■ ■■■■■■■■■■■■ ■■■ ■■■■■■■■ ■■■■■■■■■■■■ ■■■■■■■ ■■ ■■■■■■■■ ■■■■■■■■■■■■ ■■■■■■■ ■■■■■■■■ ■■■■■■■■■■ ■■■■■■■■■■■■■■■■■ ■■■■■■■■■■ ■■■ ■■■■■■■■■■■■ ■■■■■■■■■■ ■■■■■■■ ■■■■■■■■■■ ■■■■■■■■ ■■■■■■■■■■■■ ■■ ■■■■■■■■■■■■ ■■■■■■■■■ ■■ ■■■■■■■ ■■■■■■■■■■■■ ■■■■■■■ ■■■ ■■■■■■■ ■■ ■■ ■■■■■■■■■■■■ ■■■■■■■■ ■■■■■■■ ■■ ■■■■■■■ ■■■■ ■■■ ■■■■■■■■ ■■■■■■■■ ■■■ ■■■■■■■■■ ■■■■■■■■ ■■■■■■■■■■■■ Commitment is more defensible when the buyer has assigned the complementary obligations and a supported transition. Otherwise, a narrower upgrade or staged replacement preserves flexibility at the cost of delaying broader benefits.

Contract allocation changes both buyer value and supplier economics. ■■■■■■■■■ ■■■■■■■■■■■■ ■■■■■■■■ ■■■ ■■■■■■■■■■■■ ■■■■■ ■■■ ■■■■■ ■■■■■■■■■■■■ ■■■■■■■■ ■■■■■■■■■ ■■■■■■■■ ■■■■■■■ ■■■ ■■■■■ ■■■■ ■■■■■■■■■■■■ ■■■■ ■■■ ■■■■■■■■■■ ■■■■■■■ ■■■■■■ ■■■■■■ ■■■ ■■■■■■■■■ ■■■■■■■■ ■■■■■■■■■■■■■■■■■■ ■■■■■■■■■■■ ■■■■ ■■■■■■■■ ■■■■■■■■ ■■ ■■■■■■■■ ■■■■■■■■ ■■■■■ ■■■■■■■■■■■ ■ ■■■■■■■■ ■■■■■■■■ ■■ ■■■■■■■■■■ ■■■■ ■■■■ ■■■ ■■■■■■■■■■■■■■ ■■■■■■■■ ■■■■■■■■ ■■■ ■■■■■■ ■■■■■■■■■■ ■■■ ■■■■■■■■■■■■ Buyers should also allocate decommissioning and sensitive-data removal rather than leave end-of-life responsibility outside the comparison.

Sources & Evidence

1. Strategic Objectives, Activities, and Priority Initiatives
   · CATSA's 2024-2025 to 2028-2029 plan identifies deployment-stage disruption and funding, workforce, schedules, and airport space as influences on service outcomes. ([catsa-acsta.gc.ca](https://www.catsa-acsta.gc.ca/en/publications/strategic-objectives-activities-and-priority-initiatives))
2. Service
   · Smiths describes inclusive capital-equipment service contracts covering labor and parts, supporting comparison of covered obligations rather than assumed economic superiority. ([smithsdetection.com](https://www.smithsdetection.com/service/))

3. CATSA's Purchase Order Terms and Conditions

   · Contract terms allocate delivery, duties, acceptance, and intellectual-property obligations, supporting a supplier-side assessment of retained obligations rather than assumed automatic cost recovery. ([catsa-acsta.gc.ca](https://www.catsa-acsta.gc.ca/en/publications/catsa-s-purchase-order-terms-and-conditions))

4. Responsible Disposals - Smiths Detection

   · Smiths Detection offers equipment decommissioning, sensitive-data removal, and disposal assistance; the offering supports including end-of-life obligations, not assuming realized environmental savings. ([smithsdetection.com](https://www.smithsdetection.com/service/responsible-disposals/))

5. iCMORE

   · The marketed upgrade route supports comparing retained-equipment enhancement with replacement, but its hardware qualification prevents assuming an equipment-free change. ([smithsdetection.com](https://www.smithsdetection.com/icmore/))

6. Cumulative Impact of Artificial Intelligence 2026

AI has an evidenced assistive role in cabin-baggage screening, but deployment does not establish autonomous decision-making. Fraport announced regular APIDS operation on January xx.xx 2026, using Smiths Detection CT equipment following national certification. ■■■■■■■■■ ■■■■■■■■■ ■■■■■■■■ ■■■■■ ■■■■■■■■■■ ■■■■ ■■■■■■■■ ■■■■■■■■■■ ■■ ■■■■■■■■■ ■■■■■■■■ ■■■■■■■■■■■ ■■■■■■■■■ ■■■■■■■■ ■■■■■■■■■■■■ ■■■ ■■■■■■■■ ■■■■ ■■ ■■■■■■■■ ■■■■■■■■■ ■■■■■■■■■■ ■ ■■■■■■■■■■■ ■■■■■ ■■■■■ ■■■■■ ■■■■■■■■■■ ■■■■■■■■■■ ■■■■■■■■ ■■■■■■■■■■ ■■■ ■■■ ■■■■■■■■ ■■■■■■■■ ■■■■■ ■■■■■■■■■■■■■■■■

Other applications have different maturity and purchasing consequences. CATSA's December 2025 newsletter distinguished its deployed demand-planning model from planned APIDS trials and an exploratory officer-assistance chatbot. ■■■ ■■■■■■■■ ■■■■■■■■■■■ ■■■■■■■■ ■■■■■■ ■■■■■■■■■■■■ ■■■■■■■ ■■■■ ■■■■■■■■ ■■■■■■■■■ ■■■■■■■■■■■■ ■■■■■■■■■■ ■■■■■■■■■■■■ ■■■■■■ ■■■■■■■■■ ■■■■■■■■■■ ■■■■■■■■■ ■■■ ■■ ■■■■■■ ■■■ ■■■ ■■■■■■■■■■■■ ■■■■■■■■ ■■■■■■■■ ■■■■ ■■■■■■■■■■■■■■■■■■ ■■■ ■■■■■■■■ ■■■■■■■■■■■■■■ ■■ ■■■■■■■■■■■■■■■■■■■■■■■■ ■■■■■■■■■ ■■■ ■■ ■■■■■■■■■■■■■ ■■■■■■■■■■■ ■■■■■■■■■■■ ■■ ■■■■■■■■■■ ■■ ■■■■■■■■ ■■■■■■■■ ■■■■■■■■■■■

AI consequently adds software and data-governance obligations to the commercial relationship. ■■■■■■ ■■■■■■■■■■■ ■■■■■■■■ ■■■■■■■■■ ■■■■■■■■■ ■■ ■■■■■■■■■■■■ ■■■■■ ■■■■■■■■■■■■ ■■■■■■■■■ ■■■■■■■■■■ ■■■ ■■■■■■■■■■■■■ ■■■■■■■■■■■■■ ■■■■■■■ ■■■■■■■ ■■■■■■ ■■■■■■■■■ ■■■■ ■■■■■■■■ ■■■■■■■■■ ■■■■■■■■ ■■■■■■■■■ ■■■■■ ■■■■■■■■■ ■■■■■■■■ ■■■■■■■■ ■■■ ■■■■■■■■■ ■■■■■■■■■■■■■■■ ■■■■■■ ■■■■■■■■■■■■ ■■■■■ ■■ ■■■■■■■■■ ■■■■■■■■■■ ■■■■■■■■■ ■■■ ■■■■■■■■■ ■■■■■■■■■■■■■■ ■■■■■ ■ ■■■■■■■■■■ ■■■■■■■■■ ■■■■■■■■■■■■ ■■■■■■■■■■ ■■■■■■■ ■■■■ ■■■■■ ■■■■■■■■■■ ■■■■■■■ ■■■ ■■■■■■■■ ■■■ ■■■■■■■■■■■■ The trigger for broader adoption should be a documented approved deployment and service commitment, not a demonstration or an adjacent airport-management use case.

Sources & Evidence

1. Leidos wins TSA logistics contract
   · Leidos describes a dedicated support system using predictive analytics and its AI capabilities to support screening-equipment availability; the announcement does not independently demonstrate resulting improvements. ([investors.leidos.com](https://investors.leidos.com/news-releases/news-release-details/leidos-wins-tsa-logistics-contract))
2. Digital Innovation
   · The digital portfolio includes AI applications, equipment monitoring, cybersecurity maintenance and integration offerings. These are supplier-described capabilities rather than proof of a prospective buyer's deployment. ([smithsdetection.com](https://www.smithsdetection.com/digital-innovation/))
3. AI for Monitoring Aviation Security: Fraport and German Federal Police Start Regular Operation of APIDS
   · Fraport announced regular APIDS operation on January xx.xx 2026, using Smiths Detection CT equipment after national certification, while retaining final decisions with screening personnel. ([fraport.com](https://www.fraport.com/en/newsroom/press-releases/2026/q1/ai-for-monitoring-aviation-security.html))

4. Beyond the Checkpoint - December 2025 - CATSA
   · CATSA's December 2025 newsletter distinguishes a deployed demand-planning model from planned APIDS trials and an exploratory officer-assistance chatbot. These have different commercial maturity and application boundaries. ([catsa-acsta.gc.ca](https://www.catsa-acsta.gc.ca/en/about-us/beyond-checkpoint-2025-december))

7. Airport Baggage Screening Systems Market, by Offering

Detection Equipment, Screening Automation Equipment, and Screening Software answer different purchasing requirements even when awarded together. ■■■ ■■■■ ■■■■■■■■■ ■■■■■■■■■■ ■■■■■■■■■■ ■■■■■■■■■■ ■■■■■■■ ■■■■■■■■■■■■■■■■■■■ ■■■■■■■■ ■■■■■■■ ■■■■■■■■■■ ■■■ ■■■■■ ■■■■■■■■■■ ■■■■■ ■■■■■■■■■■ ■■■■■■■■■■■ ■■■■■■■ ■■■■■■■■■■■ ■■■■■■■■ ■■■■■■ ■■■ ■■■■ ■■■■■■■■ ■■■■■■■■■■ ■■■ ■■■■■■■■■ ■■■■■ ■■■■■■■■■ ■■■■■■■ ■■■■ ■■■■■■■■■ ■■■■■■■■■■■■■■■ ■■■■■■■■■ ■■■■■■■■ ■■■■■■■■■ ■■■■■■■ ■■■■■■■■ ■■■■■ ■■■■■■■■■ ■■■■■■■■■■■■■■■■■ ■■■■■■■■■■■■■ ■■■ ■■■■■■■ ■■■■■■■■■■■■■■■ ■■■■■ ■■■■■■■■■■■■ ■■■ ■■■■■■■■ Buyers should specify the required inspection role before comparing a complete baggage scanner with a dedicated analyzer or trace detector.

Automation changes the scope a supplier must deliver. ■■■■■■■■■ ■■■■■■■■■■■■■ ■■■■■■■■■■ ■■■■■■■■ ■■■■■■■■■ ■■ ■■■■■■■ ■■■■ ■■■■■■■■ ■■ ■■■■■■■■■ ■■■■■■■■■ ■■■■ ■■■■■■■ ■■■ ■■■■■■■ ■■■■■ ■■■■■■■■■■■ ■■■■■■■■■ ■■■■■ ■■■ ■■■■■■■■■■■ ■■■■■■■ ■■■ ■■■■■■■■■■ ■■■■■ ■■■■■■■■■■■ ■■■■■■■ ■ ■■■■■■■■ ■■■■■■■ ■■■■■■ ■■■■ ■■ ■■■■■■■■■■■ ■■■■■■■■■■ ■■■■■■ ■■■ ■■■■■■■■■ ■■■■■■■■■ ■■■ ■■■■■■■■■ ■■■■■■■■■■ ■■■ ■■■■■■■■■■ ■■■■■■■■ ■■■ ■■■ ■■■■■■■■■■■■■■■■■■ ■■■■■■■ ■■■ ■■■■■■■■■ ■■■■■■■■■■■■■■■ ■■■ ■■■■■■■■■■■■ ■■ ■■■■ ■■■■■■■■■ ■■■■■ ■■■■■■■■■■■■■■■■ ■■■■■■■■ An automation specialist should establish whether the purchaser accepts a separate package or requires participation under an accountable prime.

Software functions also create different continuing commitments. ■■■■■■■■■ ■■■■■■■ ■■■■■ ■■■■■ ■■■■■■■■■■ ■■■■■■■■■■■■ ■■ ■■■■■■■■■ ■■■■■■ ■■■■■■■■■ ■■■■■■■■ ■■■■■■■■ ■■■■■■ ■■■■■■■■■ ■■■■■ ■■■■■■■■■■ ■■■■■■■■■■■■ ■■■■■ ■■■■■■■■■■ ■■■■■■■■■■ ■■■■■■■■■■■■■■■■■ ■■■■■■■■■■■■■■ ■■■■■ ■■■■■■ ■■■■■■■■■■ ■■■■■■■■ ■■■■■■■■■■■■■■ ■■■■■■■■■■■■■■■■■■■■■■ ■■■ ■■■■■■■■■■■■■■■■■■■■ ■■■■■■■■■■ ■■■■■ ■■■■■■ ■■■ ■■■■■■■■■■ ■■■■■■■■ ■■■ ■■■■■■■■■■■■■ ■■■ ■■■■■■■■■■■■ ■■■■■ ■■■■■■■■■ ■■■■■■■■■■■■ ■■■ ■■■■■■■ ■■■■■■■■■■■■ ■■■■■■■■ ■■■■■■■■ ■■■ ■■■■■■■ ■■■■■■■■■ ■■■■■■■■ ■■■ ■■■■■■■ ■■■■■■■■■■■■ ■■■■■■■■ ■■ ■■■■■■■■■■■■■■■■■■■■■■■■ ■■■■■■■■■■ ■■■■■■■ ■■■■■■■■■■ ■■■■■■■■■■ A software purchase should identify its intended function, permitted installation, and responsibility for supported changes rather than rely on a broad digital-platform label.

System Services can be separately purchased or attached to equipment. ■■■■■■ ■■■ ■■■■■■■ ■■■■■■■■■ ■■■■■■■■■■■■ ■■■■■■■■ ■■■■ ■■■■■■■■■■■■■■■■■■■■ ■■■■■■■■■ ■■■ ■■■■■■■■ ■■■■■■■■■ ■■■■■■ ■■■■■■■■■■ ■■■ ■■■■■■■■■ ■■■■■■■■■■■ ■■■ ■■■■■■■■■ ■■■■■ ■■■■■ ■■■■■■■■■■■■ ■■■■■■■■■ ■■■■■■■■■■■■ ■■■■■■■■■ ■ ■■■■■■■■■■■ ■■■ ■■■■■■■■ ■■■■■■■■■■■ ■■■■■ ■■■■■■■ ■■■■■■■■■■■ ■■■■■■■■ ■■■ ■■■■■■■■■■■ ■■■■■■■■ ■■■■ ■■■■■■■■■■■■■■■■ ■■■■■■■■■■■■ ■■■■■■■■■■■■ ■■■ ■■■■■■■■■■■■ ■■■■■■■■■ ■■■■■■■■■■■■ ■■■■■■■■ ■■■ ■■■■■■■■■ ■■■■■■■■ ■■■ ■■■■■■■■■ ■■■■■■■■ ■■■■■■■■■ Separate contracting preserves specialist choice, but requires the purchaser to assign responsibilities that a broader package might otherwise consolidate.

Replacement Parts and Consumables support a different purchasing decision from complete replacement. CATSA's 2025 financial statements distinguish maintenance and spare parts from trace consumables, although those categories do not isolate baggage-only activity. ■■■ ■■ ■■■■ ■■■■■■■■■■ ■■■■■■■■ ■■■■■■■■■■ ■■■■■■■■■■■■■■■ ■■■■■■■■■■■■ ■■■■■■■ ■■■■ ■■■■■■■■■■■ ■■■■■■■■ ■■■■■■■■■■ ■■■■■■■■■■■■ ■■■■■■■■ ■■■■■■■■ ■■■■■ ■■■■■■■■■■ ■■■■■■■■ ■■■■■■■■■■ ■■■■■■■■■■■■■■■■■■■ ■■ ■■■■■■■■■■■■ ■■■■■■ ■■■■ ■■■■■■■■ ■■■■■■ ■■■■ ■■■■■■■■ ■■ ■■■■■■ ■■■■■■■■■ ■■■■■■ ■■■■■■ ■■■■■■■■■■■■ ■■ ■■■ ■■■■■■■■■ ■■■■■■■■■■ ■■■■■■■■■■ ■■■■■■■■■ ■■■■■■■■■ ■■■■■■■■ ■■■■■■■■■ ■■■ ■■■■■■■■■■■ ■■■■■■■■ ■■■■■■■■■■■■■

Figure 8. Global Airport Baggage Screening Systems Market Size, by Offering, 2025 (%)

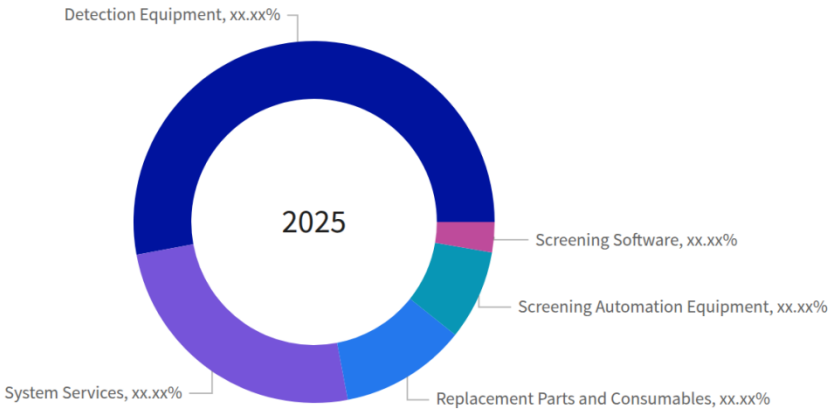

Figure 9. Global Airport Baggage Screening Systems Market, by Offering, 2032 (USD Million)

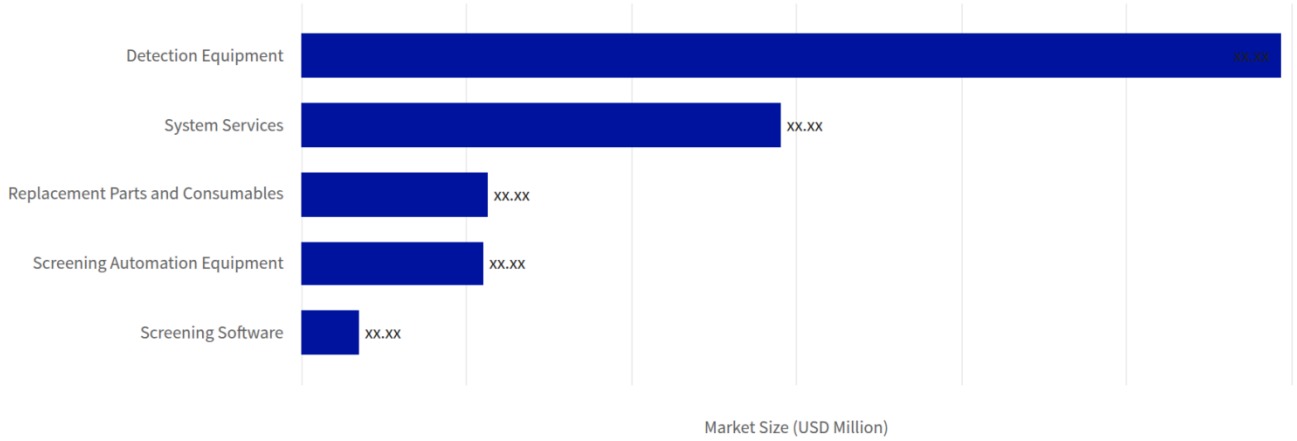

Table 4. Global Airport Baggage Screening Systems Market, by Offering growth contribution, 2025-2032

Category	2025 value (USD Million)	2032 value (USD Million)	Added value (USD Million)	2025 share (%)	2032 share (%)	Change (pp)	Growth share (%)	CAGR (%)
Detection Equipment	xx.xx	xx.xx	xx.xx	xx.xx	xx.xx	xx.xx	xx.xx	xx.xx
Replacement Parts and Consumables	xx.xx	xx.xx	xx.xx	xx.xx	xx.xx	xx.xx	xx.xx	xx.xx
Screening Automation Equipment	xx.xx	xx.xx	xx.xx	xx.xx	xx.xx	xx.xx	xx.xx	xx.xx
Screening Software	xx.xx	xx.xx	xx.xx	xx.xx	xx.xx	xx.xx	xx.xx	xx.xx
System Services	xx.xx	xx.xx	xx.xx	xx.xx	xx.xx	xx.xx	xx.xx	xx.xx
Scope total	**xx.xx**	**xx.xx**	**xx.xx**	**xx.xx**	**xx.xx**	**xx.xx**	**xx.xx**	**xx.xx**

Table 5. Global Airport Baggage Screening Systems Market Size, by Offering, 2017-2040 (USD Million)

Offering	2017	2024	2025	2026	2027	2032	2040	CAGR (%)
Detection Equipment	xx.xx	xx.xx	xx.xx	xx.xx	xx.xx	xx.xx	xx.xx	xx.xx
Replacement Parts and Consumables	xx.xx	xx.xx	xx.xx	xx.xx	xx.xx	xx.xx	xx.xx	xx.xx
Screening Automation Equipment	xx.xx	xx.xx	xx.xx	xx.xx	xx.xx	xx.xx	xx.xx	xx.xx
Screening Software	xx.xx	xx.xx	xx.xx	xx.xx	xx.xx	xx.xx	xx.xx	xx.xx
System Services	xx.xx	xx.xx	xx.xx	xx.xx	xx.xx	xx.xx	xx.xx	xx.xx
Total	**xx.xx**	**xx.xx**	**xx.xx**	**xx.xx**	**xx.xx**	**xx.xx**	**xx.xx**	**xx.xx**

Sources & Evidence

1. Aviation security screening approved equipment list
   - The UK collection distinguishes baggage explosive-detection systems, liquid explosive detectors, trace detectors, consumables, and TIP libraries.
2. Digital Innovation
   - Smiths Detection markets centralized screening, connectivity, equipment monitoring, and detection applications as distinct digital functions.
3. Threat Image Projection (TIP)
   - Relevant UK cabin-baggage TIP libraries require approval and reapproval, while applicable third-party components are assessed within the overall system.
4. Explosive trace detection (ETD) systems: third party consumables
   - The UK publication recognizes approved third-party consumables for explosive trace-detection systems. This does not establish interchangeability of unrelated parts or upgrade kits.

5. Service

   · Smiths Detection offers direct on-site maintenance, technical training, parts support, and tailored service arrangements. A general offering does not establish a prospective installation's coverage.

   · Evidence informing base-year allocation inputs; displayed values and growth are calculated: Inclusive capital-equipment support covers labor and parts, requiring a single-count economic allocation across services and goods. ([smithsdetection.com](https://www.smithsdetection.com/service/))

   · Evidence informing forecast-year allocation inputs; displayed values and growth are calculated: Inclusive capital-equipment support covers labor and parts, requiring a single-count economic allocation across services and goods. ([smithsdetection.com](https://www.smithsdetection.com/service/))

6. AI for Monitoring Aviation Security: Fraport and German Federal Police Start Regular Operation of APIDS

   · On January xx.xx 2026, Fraport reported regular APIDS deployment with Smiths Detection CT equipment following national certification; personnel retained final decisions.

   · Evidence informing forecast-year allocation inputs; displayed values and growth are calculated: January xx.xx 2026 APIDS deployment demonstrates additional software adoption, without establishing separate revenue. ([fraport.com](https://www.fraport.com/en/newsroom/press-releases/2026/q1/ai-for-monitoring-aviation-security.html))

7. Liquid Explosive Detector, Bottle Liquid Scanner, Insight

   · Agilent markets Insight systems for airport alarm resolution, including liquid and material-analysis applications.

8. Procurement of Next Generation Security Checkpoint Equipment - Contract Award Notice

   · Newcastle's contract concluded October xx.xx 2022 combined CT scanners, automated tray return, central image processing, installation, and commissioning.

9. Hold baggage screening upgrade, Dublin and Cork Airports, Ireland

   · Dublin and Cork used separate professional-service appointments for project controls, design oversight, interface management, and delivery consulting.

10. 2025 Annual Report - Notes to the Financial Statements

    · CATSA's 2025 statements distinguish trace consumables from equipment maintenance and spare parts without isolating baggage-only activity.

    · Taxonomy evidence: The 2025 financial-statement notes separately identify screening labor, trace/consumables, equipment maintenance/spare parts, and intangible assets, supporting their economic distinction without supplying baggage-only allocations. ([catsa-acsta.gc.ca](https://www.catsa-acsta.gc.ca/en/publications/2025-annual-report/notes-financial-statements))

    · Evidence informing base-year allocation inputs; displayed values and growth are calculated: FY2024/xx.xx accounts disclose C$xx.xx maintenance/spares and C$xx.xx training/certification, supporting the service-budget calibration but not global baggage-only shares. ([catsa-acsta.gc.ca](https://www.catsa-acsta.gc.ca/en/publications/2025-annual-report/notes-financial-statements))

    · Evidence informing forecast-year allocation inputs; displayed values and growth are calculated: FY2024/xx.xx accounts disclose C$xx.xx maintenance/spares and C$xx.xx training/certification, supporting the service-budget calibration but not global baggage-only shares. ([catsa-acsta.gc.ca](https://www.catsa-acsta.gc.ca/en/publications/2025-annual-report/notes-financial-statements))

11. Holdstow Baggage Screening Equipment

    · The March xx.xx 2026 hold-baggage solicitation requires a supporting maintenance and support agreement.

12. House Report 119-173 - Department of Homeland Security Appropriations Bill, 2026

    · Evidence informing the 2030 market-value input; displayed series and growth include calculations: The aging installed fleet supports replacement demand, but does not establish the forecast's realization dates or annual purchasing rate. ([govinfo.gov](https://www.govinfo.gov/content/pkg/CRPT-119hrpt173/html/CRPT-119hrpt173.htm))

13. GAO-24-106573 - DHS Annual Assessment: Most Programs Are Meeting Current Goals, but Some Continue to Face Cost and Schedule Challenges

· Evidence informing the 2026 market-value input; displayed series and growth include calculations: Reports plans for xx.xx checkpoint systems and xx.xx increment-one deployments by September 2023; supports an incomplete replacement cycle rather than universal CT adoption. ([gao.gov](https://www.gao.gov/assets/gao-xx.xx-xx.xx.pdf))

14. Global Airport Passenger Traffic Reaches Record 9.8 Billion in 2025, Airports Council International World reports

· Evidence informing the 2026 market-value input; displayed series and growth include calculations: Reports cooling passenger-growth momentum in 2026, supporting moderation of traffic-driven equipment expansion despite continuing replacement demand. ([aci.aero](https://aci.aero/2026/xx.xx/xx.xx/global-airport-passenger-traffic-reaches-record-xx.xx-xx.xx-billion-in-2025-airports-council-international-world-reports/))

15. Smiths Group PLC - Full Year Results for the 12 Months Ended 31 July 2025

· Evidence informing the 2024 market-value input; displayed series and growth include calculations: Discloses aviation original-equipment revenue of xx.xx and aftermarket revenue of xx.xx for FY2024; supplies historical cycle proxies. ([www-live.smiths.com](https://www-live.smiths.com/media/snqpxwkd/smiths-group-plc-annual-results-2025-press-release.pdf))

· Evidence informing the 2027 market-value input; displayed series and growth include calculations: Reports approximately xx.xx cumulative CTiX sales and continuing aviation upgrade demand; supports replacement activity, not an observed global forecast. ([www-live.smiths.com](https://www-live.smiths.com/media/snqpxwkd/smiths-group-plc-annual-results-2025-press-release.pdf))

· Evidence informing base-year allocation inputs; displayed values and growth are calculated: FY2025 aviation original-equipment revenue of GBP xx.xx provides an independent equipment-activity scale check, not a global category share. ([www-live.smiths.com](https://www-live.smiths.com/media/snqpxwkd/smiths-group-plc-annual-results-2025-press-release.pdf))

· Evidence informing forecast-year allocation inputs; displayed values and growth are calculated: FY2025 aviation original-equipment revenue of GBP xx.xx provides an independent equipment-activity scale check, not a global category share. ([www-live.smiths.com](https://www-live.smiths.com/media/snqpxwkd/smiths-group-plc-annual-results-2025-press-release.pdf))

· Evidence informing base-year allocation inputs; displayed values and growth are calculated: GBP xx.xx aviation aftermarket revenue supports lifecycle materiality while qualifying transfer of one supplier's mix to the global service allocation. ([www-live.smiths.com](https://www-live.smiths.com/media/snqpxwkd/smiths-group-plc-annual-results-2025-press-release.pdf))

· Evidence informing forecast-year allocation inputs; displayed values and growth are calculated: GBP xx.xx aviation aftermarket revenue supports lifecycle materiality while qualifying transfer of one supplier's mix to the global service allocation. ([www-live.smiths.com](https://www-live.smiths.com/media/snqpxwkd/smiths-group-plc-annual-results-2025-press-release.pdf))

16. Smiths Group PLC - Annual Report & Accounts FY2023

· Evidence informing the 2022 market-value input; displayed series and growth include calculations: Reports FY2022 aviation original-equipment revenue of xx.xx, used as a dimensionless historical capital-cycle proxy. ([www-live.smiths.com](https://www-live.smiths.com/media/phjp1j44/smiths-annual-report-2023.pdf))

· Evidence informing the 2023 market-value input; displayed series and growth include calculations: Reports FY2023 aviation original-equipment revenue of xx.xx and aftermarket revenue of xx.xx; supports the modeled recovery direction. ([www-live.smiths.com](https://www-live.smiths.com/media/phjp1j44/smiths-annual-report-2023.pdf))

17. Smiths Group PLC - Annual Report FY2022

· Evidence informing the 2021 market-value input; displayed series and growth include calculations: Reports FY2021 aviation revenue of xx.xx, providing a historical purchasing-cycle reference rather than a global observation. ([www-live.smiths.com](https://www-live.smiths.com/media/xjvdpblr/smiths-annual-report-2022-report.pdf))

· Evidence informing the 2022 market-value input; displayed series and growth include calculations: Reports FY2022 aviation revenue of xx.xx and continued weakness in aviation original equipment; supports a delayed capital-spending trough. ([www-live.smiths.com](https://www-live.smiths.com/media/xjvdpblr/smiths-annual-report-2022-report.pdf))

18. Smiths Group PLC - Annual Results for the Year Ended 31 July 2019

· Evidence informing the 2018 market-value input; displayed series and growth include calculations: Reports FY2018 aviation revenue of xx.xx, supplying the historical comparison underlying the backcast. ([smiths.com](https://www.smiths.com/media/u4wla1bw/smiths-group-plc-annual-results-2019-press-release.pdf))

· Evidence informing the 2019 market-value input; displayed series and growth include calculations: Reports FY2019 aviation revenue of xx.xx and customer delivery deferrals, qualifying a traffic-only growth model. ([smiths.com](https://www.smiths.com/media/u4wla1bw/smiths-group-plc-annual-results-2019-press-release.pdf))

· Evidence informing the 2020 market-value input; displayed series and growth include calculations: Identifies deliveries deferred into FY2020; supports the possibility of backlog-supported spending despite a contemporaneous traffic shock, not the exact modeled growth rate. ([smiths.com](https://www.smiths.com/media/u4wla1bw/smiths-group-plc-annual-results-2019-press-release.pdf))

19. ACI World - The High-Wire Balancing Act: Global Air Transport Demand in 2018 and 2019

· Evidence informing the 2017 market-value input; displayed series and growth include calculations: Reports xx.xx airport passengers and xx.xx% growth in 2018; the growth observation informs the 2017 backcast bridge. ([blog.aci.aero](https://blog.aci.aero/airport-economics/the-high-wire-balancing-act-global-air-transport-demand-in-2018-and-2019/))

· Evidence informing the 2018 market-value input; displayed series and growth include calculations: Provides the observed 2018 traffic-growth reference, not an equipment-market growth observation. ([blog.aci.aero](https://blog.aci.aero/airport-economics/the-high-wire-balancing-act-global-air-transport-demand-in-2018-and-2019/))

20. ICAO A42-WP/556 - State of the Industry and Outlook for Airport Traffic, Presented by ACI

· Evidence informing the 2020 market-value input; displayed series and growth include calculations: Records the collapse from xx.xx airport passengers in 2019 to xx.xx in 2020; constrains the shock and funding-risk interpretation. ([icao.int](https://www.icao.int/sites/default/files/Meetings/a42/Documents/WP/wp_556_en.pdf))

· Evidence informing the 2021 market-value input; displayed series and growth include calculations: Reports xx.xx airport passengers in 2021, supporting a prolonged funding and activity shock. ([icao.int](https://www.icao.int/sites/default/files/Meetings/a42/Documents/WP/wp_556_en.pdf))

· Evidence informing the 2023 market-value input; displayed series and growth include calculations: Reports xx.xx airport passengers in 2023; traffic recovery is distinguished from equipment purchasing. ([icao.int](https://www.icao.int/sites/default/files/Meetings/a42/Documents/WP/wp_556_en.pdf))

· Evidence informing the 2024 market-value input; displayed series and growth include calculations: Reports xx.xx airport passengers in 2024, providing a demand recovery cross-check. ([icao.int](https://www.icao.int/sites/default/files/Meetings/a42/Documents/WP/wp_556_en.pdf))

21. Port of Seattle - Baggage Handling System Optimization
    - Evidence informing the 2029 market-value input; displayed series and growth include calculations: Seattle plans to consolidate six baggage-screening systems, increase supported passenger capacity, and reduce screening-machine demand. Supports integration spending without one-for-one detector growth. ([portseattle.org](https://www.portseattle.org/projects/baggage-handling-system-optimization))
    - Evidence informing the 2032 market-value input; displayed series and growth include calculations: The consolidation example constrains equipment-volume assumptions; its whole baggage-handling project value is excluded from market sizing. ([portseattle.org](https://www.portseattle.org/projects/baggage-handling-system-optimization))
    - Evidence informing the 2040 market-value input; displayed series and growth include calculations: Provides a commercial counterexample to extrapolating passenger growth directly into machine counts throughout the long-range forecast. ([portseattle.org](https://www.portseattle.org/projects/baggage-handling-system-optimization))
22. Smiths Group PLC - Half Year Results for the Six Months Ended 31 January 2026
    - Evidence informing the 2026 market-value input; displayed series and growth include calculations: Reports xx.xx% organic growth for Smiths Detection in HY2026, with aviation checkpoint upgrades contributing. Supports a positive 2026 nowcast, not a directly observed global growth rate. ([www-live.smiths.com](https://www-live.smiths.com/media/villk35h/smiths-hy26-results-press-release.pdf))
23. CATSA 2025 Annual Report - Management's Discussion and Analysis
    - Evidence informing forecast-year allocation inputs; displayed values and growth are calculated: Actual spending, original budget and reprofile amounts constrain the forecast's purchasing-execution interpretation; they are not a global growth rate. ([catsa-acsta.gc.ca](https://www.catsa-acsta.gc.ca/en/publications/2025-annual-report/management-discussion-and-analysis))

7.1. Detection Equipment

Table 6. Global Airport Baggage Screening Systems Market, by Detection Equipment growth contribution, 2025-2032

Category	2025 value (USD Million)	2032 value (USD Million)	Added value (USD Million)	2025 share (%)	2032 share (%)	Change (pp)	Growth share (%)	CAGR (%)
Baggage Inspection Systems	xx.xx	xx.xx	xx.xx	xx.xx	xx.xx	xx.xx	xx.xx	xx.xx
Explosive Trace Detectors	xx.xx	xx.xx	xx.xx	xx.xx	xx.xx	xx.xx	xx.xx	xx.xx
Liquid and Bulk Material Analyzers	xx.xx	xx.xx	xx.xx	xx.xx	xx.xx	xx.xx	xx.xx	xx.xx
Scope total	**xx.xx**	**xx.xx**	**xx.xx**	**xx.xx**	**xx.xx**	**xx.xx**	**xx.xx**	**xx.xx**

Table 7. Global Airport Baggage Screening Systems Market Size, by Detection Equipment, by Region, 2017-2040 (USD Million)

Region	2017	2024	2025	2026	2027	2032	2040	CAGR (%)
Africa	xx.xx	xx.xx	xx.xx	xx.xx	xx.xx	xx.xx	xx.xx	xx.xx
Asia-Pacific	xx.xx	xx.xx	xx.xx	xx.xx	xx.xx	xx.xx	xx.xx	xx.xx
Europe	xx.xx	xx.xx	xx.xx	xx.xx	xx.xx	xx.xx	xx.xx	xx.xx
Latin America	xx.xx	xx.xx	xx.xx	xx.xx	xx.xx	xx.xx	xx.xx	xx.xx
Middle East	xx.xx	xx.xx	xx.xx	xx.xx	xx.xx	xx.xx	xx.xx	xx.xx
North America	xx.xx	xx.xx	xx.xx	xx.xx	xx.xx	xx.xx	xx.xx	xx.xx
Total	**xx.xx**	**xx.xx**	**xx.xx**	**xx.xx**	**xx.xx**	**xx.xx**	**xx.xx**	**xx.xx**

Table 8. Global Airport Baggage Screening Systems Market Size, by Detection Equipment, by Group, 2017-2040 (USD Million)

Group	2017	2024	2025	2026	2027	2032	2040	CAGR (%)
ASEAN	xx.xx	xx.xx	xx.xx	xx.xx	xx.xx	xx.xx	xx.xx	xx.xx
BRICS	xx.xx	xx.xx	xx.xx	xx.xx	xx.xx	xx.xx	xx.xx	xx.xx
European Union	xx.xx	xx.xx	xx.xx	xx.xx	xx.xx	xx.xx	xx.xx	xx.xx
G7	xx.xx	xx.xx	xx.xx	xx.xx	xx.xx	xx.xx	xx.xx	xx.xx
GCC	xx.xx	xx.xx	xx.xx	xx.xx	xx.xx	xx.xx	xx.xx	xx.xx
NATO	xx.xx	xx.xx	xx.xx	xx.xx	xx.xx	xx.xx	xx.xx	xx.xx

Table 9. Global Airport Baggage Screening Systems Market Size, by Detection Equipment, by Country, 2017-2040 (USD Million)

Country	2017	2024	2025	2026	2027	2032	2040	CAGR (%)
Australia	xx.xx	xx.xx	xx.xx	xx.xx	xx.xx	xx.xx	xx.xx	xx.xx
Brazil	xx.xx	xx.xx	xx.xx	xx.xx	xx.xx	xx.xx	xx.xx	xx.xx
Canada	xx.xx	xx.xx	xx.xx	xx.xx	xx.xx	xx.xx	xx.xx	xx.xx
China	xx.xx	xx.xx	xx.xx	xx.xx	xx.xx	xx.xx	xx.xx	xx.xx
France	xx.xx	xx.xx	xx.xx	xx.xx	xx.xx	xx.xx	xx.xx	xx.xx
Germany	xx.xx	xx.xx	xx.xx	xx.xx	xx.xx	xx.xx	xx.xx	xx.xx
India	xx.xx	xx.xx	xx.xx	xx.xx	xx.xx	xx.xx	xx.xx	xx.xx
Italy	xx.xx	xx.xx	xx.xx	xx.xx	xx.xx	xx.xx	xx.xx	xx.xx
Japan	xx.xx	xx.xx	xx.xx	xx.xx	xx.xx	xx.xx	xx.xx	xx.xx
Mexico	xx.xx	xx.xx	xx.xx	xx.xx	xx.xx	xx.xx	xx.xx	xx.xx
Russia	xx.xx	xx.xx	xx.xx	xx.xx	xx.xx	xx.xx	xx.xx	xx.xx
South Korea	xx.xx	xx.xx	xx.xx	xx.xx	xx.xx	xx.xx	xx.xx	xx.xx
Spain	xx.xx	xx.xx	xx.xx	xx.xx	xx.xx	xx.xx	xx.xx	xx.xx
United Kingdom	xx.xx	xx.xx	xx.xx	xx.xx	xx.xx	xx.xx	xx.xx	xx.xx
United States	xx.xx	xx.xx	xx.xx	xx.xx	xx.xx	xx.xx	xx.xx	xx.xx
Others	xx.xx	xx.xx	xx.xx	xx.xx	xx.xx	xx.xx	xx.xx	xx.xx
Total	**xx.xx**	**xx.xx**	**xx.xx**	**xx.xx**	**xx.xx**	**xx.xx**	**xx.xx**	**xx.xx**

Sources & Evidence

1. Aviation security screening approved equipment list

   · Taxonomy evidence: The official equipment collection distinguishes baggage explosive-detection systems, liquid explosive detectors, and explosive-trace equipment from people-screening categories. This supports distinct detector offerings, not a technology-only partition. ([gov.uk](https://www.gov.uk/government/collections/aviation-security-screening-approved-equipment-list))

   · Evidence informing base-year allocation inputs; displayed values and growth are calculated: Baggage EDS/EDSCB and conventional X-ray classes support the inspection-system boundary, not sales weights. ([gov.uk](https://www.gov.uk/government/collections/aviation-security-screening-approved-equipment-list))

   · Evidence informing forecast-year allocation inputs; displayed values and growth are calculated: Baggage EDS/EDSCB and conventional X-ray classes support the inspection-system boundary, not sales weights. ([gov.uk](https://www.gov.uk/government/collections/aviation-security-screening-approved-equipment-list))

   · Evidence informing base-year allocation inputs; displayed values and growth are calculated: Liquid detectors are a distinct cabin-baggage category; the complete bulk-material extension remains modeled within the captured boundary. ([gov.uk](https://www.gov.uk/government/collections/aviation-security-screening-approved-equipment-list))

   · Evidence informing forecast-year allocation inputs; displayed values and growth are calculated: Liquid detectors are a distinct cabin-baggage category; the complete bulk-material extension remains modeled within the captured boundary. ([gov.uk](https://www.gov.uk/government/collections/aviation-security-screening-approved-equipment-list))

   · Evidence informing base-year allocation inputs; displayed values and growth are calculated: ETD serves baggage and other applications, requiring explicit baggage attribution rather than allocating all detector sales here. ([gov.uk](https://www.gov.uk/government/collections/aviation-security-screening-approved-equipment-list))

   · Evidence informing forecast-year allocation inputs; displayed values and growth are calculated: ETD serves baggage and other applications, requiring explicit baggage attribution rather than allocating all detector sales here. ([gov.uk](https://www.gov.uk/government/collections/aviation-security-screening-approved-equipment-list))

2. House Report 119-173 - Department of Homeland Security Appropriations Bill, 2026

   · Evidence informing the 2030 market-value input; displayed series and growth include calculations: The aging installed fleet supports replacement demand, but does not establish the forecast's realization dates or annual purchasing rate. ([govinfo.gov](https://www.govinfo.gov/content/pkg/CRPT-119hrpt173/html/CRPT-119hrpt173.htm))

3. GAO-24-106573 - DHS Annual Assessment: Most Programs Are Meeting Current Goals, but Some Continue to Face Cost and Schedule Challenges

   · Evidence informing the 2026 market-value input; displayed series and growth include calculations: Reports plans for xx.xx checkpoint systems and xx.xx increment-one deployments by September 2023; supports an incomplete replacement cycle rather than universal CT adoption. ([gao.gov](https://www.gao.gov/assets/gao-xx.xx-xx.xx.pdf))

4. Global Airport Passenger Traffic Reaches Record 9.8 Billion in 2025, Airports Council International World reports

- Evidence informing the 2026 market-value input; displayed series and growth include calculations: Reports cooling passenger-growth momentum in 2026, supporting moderation of traffic-driven equipment expansion despite continuing replacement demand. ([aci.aero](https://aci.aero/2026/xx.xx/xx.xx/global-airport-passenger-traffic-reaches-record-xx.xx-xx.xx-billion-in-2025-airports-council-international-world-reports/))
- Evidence informing base-year allocation inputs; displayed values and growth are calculated: Full-year 2025 traffic weakness qualifies the mature-market expansion assumption.
- Evidence informing forecast-year allocation inputs; displayed values and growth are calculated: Full-year 2025 traffic weakness qualifies the mature-market expansion assumption.
- Evidence informing base-year allocation inputs; displayed values and growth are calculated: Full-year growth provides a regional direction check, not an equipment-share observation.
- Evidence informing forecast-year allocation inputs; displayed values and growth are calculated: Full-year growth provides a regional direction check, not an equipment-share observation.
- Evidence informing base-year allocation inputs; displayed values and growth are calculated: Full-year traffic growth constrains the regional demand premise.
- Evidence informing forecast-year allocation inputs; displayed values and growth are calculated: Full-year traffic growth constrains the regional demand premise.
- Evidence informing forecast-year allocation inputs; displayed values and growth are calculated: The reported first-half 2026 decline of xx.xx% constrains the recovery scenario.
- Evidence informing base-year allocation inputs; displayed values and growth are calculated: Reported 2025 growth provides a demand-direction check; procurement intensity remains assumed.
- Evidence informing forecast-year allocation inputs; displayed values and growth are calculated: Reported 2025 growth provides a demand-direction check; procurement intensity remains assumed.
- Evidence informing base-year allocation inputs; displayed values and growth are calculated: Reported traffic momentum supports differentiated demand, not the final modeled forecast share.
- Evidence informing forecast-year allocation inputs; displayed values and growth are calculated: Reported traffic momentum supports differentiated demand, not the final modeled forecast share.

5. Smiths Group PLC - Full Year Results for the 12 Months Ended 31 July 2025

   · Evidence informing the 2024 market-value input; displayed series and growth include calculations: Discloses aviation original-equipment revenue of xx.xx and aftermarket revenue of xx.xx for FY2024; supplies historical cycle proxies. ([www-live.smiths.com](https://www-live.smiths.com/media/snqpxwkd/smiths-group-plc-annual-results-2025-press-release.pdf))

   · Evidence informing the 2027 market-value input; displayed series and growth include calculations: Reports approximately xx.xx cumulative CTiX sales and continuing aviation upgrade demand; supports replacement activity, not an observed global forecast. ([www-live.smiths.com](https://www-live.smiths.com/media/snqpxwkd/smiths-group-plc-annual-results-2025-press-release.pdf))

   · Evidence informing base-year allocation inputs; displayed values and growth are calculated: FY2025 aviation original-equipment revenue of GBP xx.xx provides an independent equipment-activity scale check, not a global category share. ([www-live.smiths.com](https://www-live.smiths.com/media/snqpxwkd/smiths-group-plc-annual-results-2025-press-release.pdf))

   · Evidence informing forecast-year allocation inputs; displayed values and growth are calculated: FY2025 aviation original-equipment revenue of GBP xx.xx provides an independent equipment-activity scale check, not a global category share. ([www-live.smiths.com](https://www-live.smiths.com/media/snqpxwkd/smiths-group-plc-annual-results-2025-press-release.pdf))

   · Evidence informing base-year allocation inputs; displayed values and growth are calculated: Approximately xx.xx cumulative CTiX sales corroborate commercial imaging activity and replacement demand; they do not measure annual global sales. ([www-live.smiths.com](https://www-live.smiths.com/media/snqpxwkd/smiths-group-plc-annual-results-2025-press-release.pdf))

   · Evidence informing forecast-year allocation inputs; displayed values and growth are calculated: Approximately xx.xx cumulative CTiX sales corroborate commercial imaging activity and replacement demand; they do not measure annual global sales. ([www-live.smiths.com](https://www-live.smiths.com/media/snqpxwkd/smiths-group-plc-annual-results-2025-press-release.pdf))

6. Smiths Group PLC - Annual Report & Accounts FY2023

   · Evidence informing the 2022 market-value input; displayed series and growth include calculations: Reports FY2022 aviation original-equipment revenue of xx.xx, used as a dimensionless historical capital-cycle proxy. ([www-live.smiths.com](https://www-live.smiths.com/media/phjp1j44/smiths-annual-report-2023.pdf))

   · Evidence informing the 2023 market-value input; displayed series and growth include calculations: Reports FY2023 aviation original-equipment revenue of xx.xx and aftermarket revenue of xx.xx; supports the modeled recovery direction. ([www-live.smiths.com](https://www-live.smiths.com/media/phjp1j44/smiths-annual-report-2023.pdf))

7. Smiths Group PLC - Annual Report FY2022

   · Evidence informing the 2021 market-value input; displayed series and growth include calculations: Reports FY2021 aviation revenue of xx.xx, providing a historical purchasing-cycle reference rather than a global observation. ([www-live.smiths.com](https://www-live.smiths.com/media/xjvdpblr/smiths-annual-report-2022-report.pdf))

   · Evidence informing the 2022 market-value input; displayed series and growth include calculations: Reports FY2022 aviation revenue of xx.xx and continued weakness in aviation original equipment; supports a delayed capital-spending trough. ([www-live.smiths.com](https://www-live.smiths.com/media/xjvdpblr/smiths-annual-report-2022-report.pdf))

8. Smiths Group PLC - Annual Results for the Year Ended 31 July 2019
   - Evidence informing the 2018 market-value input; displayed series and growth include calculations: Reports FY2018 aviation revenue of xx.xx, supplying the historical comparison underlying the backcast. ([smiths.com](https://www.smiths.com/media/u4wla1bw/smiths-group-plc-annual-results-2019-press-release.pdf))
   - Evidence informing the 2019 market-value input; displayed series and growth include calculations: Reports FY2019 aviation revenue of xx.xx and customer delivery deferrals, qualifying a traffic-only growth model. ([smiths.com](https://www.smiths.com/media/u4wla1bw/smiths-group-plc-annual-results-2019-press-release.pdf))
   - Evidence informing the 2020 market-value input; displayed series and growth include calculations: Identifies deliveries deferred into FY2020; supports the possibility of backlog-supported spending despite a contemporaneous traffic shock, not the exact modeled growth rate. ([smiths.com](https://www.smiths.com/media/u4wla1bw/smiths-group-plc-annual-results-2019-press-release.pdf))
9. ACI World - The High-Wire Balancing Act: Global Air Transport Demand in 2018 and 2019
   - Evidence informing the 2017 market-value input; displayed series and growth include calculations: Reports xx.xx airport passengers and xx.xx% growth in 2018; the growth observation informs the 2017 backcast bridge. ([blog.aci.aero](https://blog.aci.aero/airport-economics/the-high-wire-balancing-act-global-air-transport-demand-in-2018-and-2019/))
   - Evidence informing the 2018 market-value input; displayed series and growth include calculations: Provides the observed 2018 traffic-growth reference, not an equipment-market growth observation. ([blog.aci.aero](https://blog.aci.aero/airport-economics/the-high-wire-balancing-act-global-air-transport-demand-in-2018-and-2019/))
10. ICAO A42-WP/556 - State of the Industry and Outlook for Airport Traffic, Presented by ACI
   - Evidence informing the 2020 market-value input; displayed series and growth include calculations: Records the collapse from xx.xx airport passengers in 2019 to xx.xx in 2020; constrains the shock and funding-risk interpretation. ([icao.int](https://www.icao.int/sites/default/files/Meetings/a42/Documents/WP/wp_556_en.pdf))
   - Evidence informing the 2021 market-value input; displayed series and growth include calculations: Reports xx.xx airport passengers in 2021, supporting a prolonged funding and activity shock. ([icao.int](https://www.icao.int/sites/default/files/Meetings/a42/Documents/WP/wp_556_en.pdf))
   - Evidence informing the 2023 market-value input; displayed series and growth include calculations: Reports xx.xx airport passengers in 2023; traffic recovery is distinguished from equipment purchasing. ([icao.int](https://www.icao.int/sites/default/files/Meetings/a42/Documents/WP/wp_556_en.pdf))
   - Evidence informing the 2024 market-value input; displayed series and growth include calculations: Reports xx.xx airport passengers in 2024, providing a demand recovery cross-check. ([icao.int](https://www.icao.int/sites/default/files/Meetings/a42/Documents/WP/wp_556_en.pdf))
11. Port of Seattle - Baggage Handling System Optimization
   - Evidence informing the 2029 market-value input; displayed series and growth include calculations: Seattle plans to consolidate six baggage-screening systems, increase supported passenger capacity, and reduce screening-machine demand. Supports integration spending without one-for-one detector growth. ([portseattle.org](https://www.portseattle.org/projects/baggage-handling-system-optimization))
   - Evidence informing the 2032 market-value input; displayed series and growth include calculations: The consolidation example constrains equipment-volume assumptions; its whole baggage-handling project value is excluded from market sizing. ([portseattle.org](https://www.portseattle.org/projects/baggage-handling-system-optimization))
   - Evidence informing the 2040 market-value input; displayed series and growth include calculations: Provides a commercial counterexample to extrapolating passenger growth directly into machine counts throughout the long-range forecast. ([portseattle.org](https://www.portseattle.org/projects/baggage-handling-system-optimization))
   - Evidence informing forecast-year allocation inputs; displayed values and growth are calculated: Consolidation of six systems with reduced machine demand qualifies a traffic-to-detector-volume forecast. ([portseattle.org](https://www.portseattle.org/projects/baggage-handling-system-optimization))

12. Smiths Group PLC - Half Year Results for the Six Months Ended 31 January 2026
    - Evidence informing the 2026 market-value input; displayed series and growth include calculations: Reports xx.xx% organic growth for Smiths Detection in HY2026, with aviation checkpoint upgrades contributing. Supports a positive 2026 nowcast, not a directly observed global growth rate. ([www-live.smiths.com](https://www-live.smiths.com/media/villk35h/smiths-hy26-results-press-release.pdf))
13. ACI World - Biannual global air travel demand update, 30 September 2025
    - Evidence informing base-year allocation inputs; displayed values and growth are calculated: Regional traffic-scale input; geographic rebasing and spending intensities are modeled.
    - Evidence informing forecast-year allocation inputs; displayed values and growth are calculated: Regional traffic-scale input; geographic rebasing and spending intensities are modeled.
    - Evidence informing base-year allocation inputs; displayed values and growth are calculated: Regional traffic-scale input; Mexico is reassigned to its captured North American parent.
    - Evidence informing forecast-year allocation inputs; displayed values and growth are calculated: Regional traffic-scale input; Mexico is reassigned to its captured North American parent.
    - Evidence informing base-year allocation inputs; displayed values and growth are calculated: Regional traffic-scale input; source membership differs from the captured hierarchy.
    - Evidence informing forecast-year allocation inputs; displayed values and growth are calculated: Regional traffic-scale input; source membership differs from the captured hierarchy.
    - Evidence informing base-year allocation inputs; displayed values and growth are calculated: Regional traffic-scale input before the modeled Turkey and Israel bridge.
    - Evidence informing forecast-year allocation inputs; displayed values and growth are calculated: Regional traffic-scale input before the modeled Turkey and Israel bridge.
    - Evidence informing base-year allocation inputs; displayed values and growth are calculated: The xx.xx-million 2025 traffic estimate constrains the regional demand proxy, not equipment spending.
    - Evidence informing forecast-year allocation inputs; displayed values and growth are calculated: The xx.xx-million 2025 traffic estimate constrains the regional demand proxy, not equipment spending.
    - Evidence informing base-year allocation inputs; displayed values and growth are calculated: The xx.xx-billion 2025 traffic estimate constrains regional scale; forecast purchasing convergence is assumed.
    - Evidence informing forecast-year allocation inputs; displayed values and growth are calculated: The xx.xx-billion 2025 traffic estimate constrains regional scale; forecast purchasing convergence is assumed.
14. CATSA - 2025 Annual Report, Management’s Discussion and Analysis
    - Evidence informing base-year allocation inputs; displayed values and growth are calculated: C$xx.xx EDS capital expenditure constrains the Canadian expenditure calibration; baggage attribution is modeled.
    - Evidence informing forecast-year allocation inputs; displayed values and growth are calculated: C$xx.xx EDS capital expenditure constrains the Canadian expenditure calibration; baggage attribution is modeled.
    - Evidence informing base-year allocation inputs; displayed values and growth are calculated: Buyer-spending calibration supports a premium regional equipment/support intensity, not an observed regional share.
    - Evidence informing forecast-year allocation inputs; displayed values and growth are calculated: Buyer-spending calibration supports a premium regional equipment/support intensity, not an observed regional share.
    - Evidence informing forecast-year allocation inputs; displayed values and growth are calculated: Actual spending, original budget and reprofile amounts constrain the forecast's purchasing-execution interpretation; they are not a global growth rate. ([catsa-acsta.gc.ca](https://www.catsa-acsta.gc.ca/en/publications/2025-annual-report/management-discussion-and-analysis))

15. Leidos - Leidos wins TSA logistics contract, 23 January 2025
    - Evidence informing base-year allocation inputs; displayed values and growth are calculated: The eight-year, USD xx.xx maximum sustainment award covers xx.xx units at over xx.xx locations; scope and realization adjustments are modeled.
    - Evidence informing forecast-year allocation inputs; displayed values and growth are calculated: The eight-year, USD xx.xx maximum sustainment award covers xx.xx units at over xx.xx locations; scope and realization adjustments are modeled.
    - Evidence informing base-year allocation inputs; displayed values and growth are calculated: Supports recurring-support scale and manufacturer-coordination constraints, not unrestricted service access.
    - Evidence informing forecast-year allocation inputs; displayed values and growth are calculated: Supports recurring-support scale and manufacturer-coordination constraints, not unrestricted service access.
16. ACI-LAC - Air Traffic in Latin America and the Caribbean Maintains Growth Trajectory with a 5% Increase in 2025
    - Evidence informing base-year allocation inputs; displayed values and growth are calculated: Brazil's xx.xx-million airport-traffic aggregate constrains its demand scale; equipment intensity remains modeled.
    - Evidence informing forecast-year allocation inputs; displayed values and growth are calculated: Brazil's xx.xx-million airport-traffic aggregate constrains its demand scale; equipment intensity remains modeled.
    - Evidence informing base-year allocation inputs; displayed values and growth are calculated: Regional traffic evidence constrains the common country model while leaving uncatalogued activity.
    - Evidence informing forecast-year allocation inputs; displayed values and growth are calculated: Regional traffic evidence constrains the common country model while leaving uncatalogued activity.
17. Eurostat - Air passenger transport statistics, December 2025, Table 1: 2024 country traffic
    - Evidence informing base-year allocation inputs; displayed values and growth are calculated: Traffic primitive.
    - Evidence informing forecast-year allocation inputs; displayed values and growth are calculated: Traffic primitive.
18. Eurostat - Air passenger transport: data by month
    - Evidence informing base-year allocation inputs; displayed values and growth are calculated: Interim country changes inform assumed 2025 bridges; domestic endpoint and expenditure adjustments remain modeled.
    - Evidence informing forecast-year allocation inputs; displayed values and growth are calculated: Interim country changes inform assumed 2025 bridges; domestic endpoint and expenditure adjustments remain modeled.
19. ACI EUROPE - 2025 all about traffic resilience as Europe's airports welcomed an additional 100 million passengers
    - Evidence informing base-year allocation inputs; displayed values and growth are calculated: Country growth heterogeneity constrains the shared European purchasing model.
    - Evidence informing forecast-year allocation inputs; displayed values and growth are calculated: Country growth heterogeneity constrains the shared European purchasing model.
    - Evidence informing base-year allocation inputs; displayed values and growth are calculated: Published Russian weakness constrains, rather than validates, its working scale.
    - Evidence informing forecast-year allocation inputs; displayed values and growth are calculated: Published Russian weakness constrains, rather than validates, its working scale.
    - Evidence informing base-year allocation inputs; displayed values and growth are calculated: Annual growth input to the 2025 bridge.
    - Evidence informing forecast-year allocation inputs; displayed values and growth are calculated: Annual growth input to the 2025 bridge.
20. UK Civil Aviation Authority - UK aviation officially breaks records with over 300m passenger journeys in 2025
    - Evidence informing base-year allocation inputs; displayed values and growth are calculated: The xx.xx-million UK-and-Crown-Dependency headline constrains the modeled UK country traffic bridge.
    - Evidence informing forecast-year allocation inputs; displayed values and growth are calculated: The xx.xx-million UK-and-Crown-Dependency headline constrains the modeled UK country traffic bridge.

21. Fraport - AI for Monitoring Aviation Security, 22 January 2026
    - Evidence informing base-year allocation inputs; displayed values and growth are calculated: Over xx.xx CT scanners and approximately EUR xx.xx cumulative checkpoint investment support a premium installed-mix premise, not annual national revenue.
    - Evidence informing forecast-year allocation inputs; displayed values and growth are calculated: Over xx.xx CT scanners and approximately EUR xx.xx cumulative checkpoint investment support a premium installed-mix premise, not annual national revenue.
    - Evidence informing base-year allocation inputs; displayed values and growth are calculated: Quantified national deployment provides an independent test of heterogeneous European modernization.
    - Evidence informing forecast-year allocation inputs; displayed values and growth are calculated: Quantified national deployment provides an independent test of heterogeneous European modernization.
22. ECAC - Common Evaluation Process of security equipment
    - Evidence informing base-year allocation inputs; displayed values and growth are calculated: Evaluation is not national approval; no uniform cross-country market-access premium is assumed.
    - Evidence informing forecast-year allocation inputs; displayed values and growth are calculated: Evaluation is not national approval; no uniform cross-country market-access premium is assumed.
23. DHMİ - Havayolunda Cumhuriyet Tarihinin Rekoru, 9 January 2026
    - Evidence informing base-year allocation inputs; displayed values and growth are calculated: Supports the traffic rebasing into the captured Middle Eastern parent.
    - Evidence informing forecast-year allocation inputs; displayed values and growth are calculated: Supports the traffic rebasing into the captured Middle Eastern parent.
24. Smiths Detection - DAEP checkpoint screening contract for Dubai International Airport, 7 May 2025
    - Evidence informing base-year allocation inputs; displayed values and growth are calculated: Purchaser-specific award evidence supports a bounded premium-mix premise, not a GCC-wide allocation.
    - Evidence informing forecast-year allocation inputs; displayed values and growth are calculated: Purchaser-specific award evidence supports a bounded premium-mix premise, not a GCC-wide allocation.
25. Airports Company South Africa - Airport statistics
    - Evidence informing base-year allocation inputs; displayed values and growth are calculated: Provides an operating-network commercial anchor for the regional installed-base premise.
    - Evidence informing forecast-year allocation inputs; displayed values and growth are calculated: Provides an operating-network commercial anchor for the regional installed-base premise.
26. CAAC - 2025 Civil Aviation Industry Development Statistical Bulletin, 17 April 2026
    - Evidence informing base-year allocation inputs; displayed values and growth are calculated: Reports xx.xx mainland airport movements and xx.xx transport airports in 2025; the Hong Kong/Macao extension is modeled.
    - Evidence informing forecast-year allocation inputs; displayed values and growth are calculated: Reports xx.xx mainland airport movements and xx.xx transport airports in 2025; the Hong Kong/Macao extension is modeled.
    - Evidence informing base-year allocation inputs; displayed values and growth are calculated: Large-market traffic and airport-network scale constrain the regional demand model.
    - Evidence informing forecast-year allocation inputs; displayed values and growth are calculated: Large-market traffic and airport-network scale constrain the regional demand model.
27. Sydney Airport - Traffic and Operational Performance Q4 2025
    - Evidence informing base-year allocation inputs; displayed values and growth are calculated: Sydney's xx.xx-million traffic and staged xx.xx-lane/six-of-seven-lane deployment constrain national scale and modernization assumptions.
    - Evidence informing forecast-year allocation inputs; displayed values and growth are calculated: Sydney's xx.xx-million traffic and staged xx.xx-lane/six-of-seven-lane deployment constrain national scale and modernization assumptions.
    - Evidence informing base-year allocation inputs; displayed values and growth are calculated: Quantified staged deployment supports regional heterogeneity, not a common modernization timetable.
    - Evidence informing forecast-year allocation inputs; displayed values and growth are calculated: Quantified staged deployment supports regional heterogeneity, not a common modernization timetable.

28. U.S. Senator Michael Bennet - SAFEGUARDS Act announcement, 23 July 2025
    - Evidence informing base-year allocation inputs; displayed values and growth are calculated: The xx.xx-airport and xx.xx-lane national footprint constrains minimum network support; proposed funding is not counted as realized revenue.
    - Evidence informing forecast-year allocation inputs; displayed values and growth are calculated: The xx.xx-airport and xx.xx-lane national footprint constrains minimum network support; proposed funding is not counted as realized revenue.

7.1.1. Baggage Inspection Systems

Table 10. Global Airport Baggage Screening Systems Market Size, by Baggage Inspection Systems, by Region, 2017-2040 (USD Million)

Region	2017	2024	2025	2026	2027	2032	2040	CAGR (%)
Africa	xx.xx	xx.xx	xx.xx	xx.xx	xx.xx	xx.xx	xx.xx	xx.xx
Asia-Pacific	xx.xx	xx.xx	xx.xx	xx.xx	xx.xx	xx.xx	xx.xx	xx.xx
Europe	xx.xx	xx.xx	xx.xx	xx.xx	xx.xx	xx.xx	xx.xx	xx.xx
Latin America	xx.xx	xx.xx	xx.xx	xx.xx	xx.xx	xx.xx	xx.xx	xx.xx
Middle East	xx.xx	xx.xx	xx.xx	xx.xx	xx.xx	xx.xx	xx.xx	xx.xx
North America	xx.xx	xx.xx	xx.xx	xx.xx	xx.xx	xx.xx	xx.xx	xx.xx
Total	**xx.xx**	**xx.xx**	**xx.xx**	**xx.xx**	**xx.xx**	**xx.xx**	**xx.xx**	**xx.xx**

Table 11. Global Airport Baggage Screening Systems Market Size, by Baggage Inspection Systems, by Group, 2017-2040 (USD Million)

Group	2017	2024	2025	2026	2027	2032	2040	CAGR (%)
ASEAN	xx.xx	xx.xx	xx.xx	xx.xx	xx.xx	xx.xx	xx.xx	xx.xx
BRICS	xx.xx	xx.xx	xx.xx	xx.xx	xx.xx	xx.xx	xx.xx	xx.xx
European Union	xx.xx	xx.xx	xx.xx	xx.xx	xx.xx	xx.xx	xx.xx	xx.xx
G7	xx.xx	xx.xx	xx.xx	xx.xx	xx.xx	xx.xx	xx.xx	xx.xx
GCC	xx.xx	xx.xx	xx.xx	xx.xx	xx.xx	xx.xx	xx.xx	xx.xx
NATO	xx.xx	xx.xx	xx.xx	xx.xx	xx.xx	xx.xx	xx.xx	xx.xx

Table 12. Global Airport Baggage Screening Systems Market Size, by Baggage Inspection Systems, by Country, 2017-2040 (USD Million)

Country	2017	2024	2025	2026	2027	2032	2040	CAGR (%)
Australia	xx.xx	xx.xx	xx.xx	xx.xx	xx.xx	xx.xx	xx.xx	xx.xx
Brazil	xx.xx	xx.xx	xx.xx	xx.xx	xx.xx	xx.xx	xx.xx	xx.xx
Canada	xx.xx	xx.xx	xx.xx	xx.xx	xx.xx	xx.xx	xx.xx	xx.xx
China	xx.xx	xx.xx	xx.xx	xx.xx	xx.xx	xx.xx	xx.xx	xx.xx
France	xx.xx	xx.xx	xx.xx	xx.xx	xx.xx	xx.xx	xx.xx	xx.xx
Germany	xx.xx	xx.xx	xx.xx	xx.xx	xx.xx	xx.xx	xx.xx	xx.xx
India	xx.xx	xx.xx	xx.xx	xx.xx	xx.xx	xx.xx	xx.xx	xx.xx
Italy	xx.xx	xx.xx	xx.xx	xx.xx	xx.xx	xx.xx	xx.xx	xx.xx
Japan	xx.xx	xx.xx	xx.xx	xx.xx	xx.xx	xx.xx	xx.xx	xx.xx
Mexico	xx.xx	xx.xx	xx.xx	xx.xx	xx.xx	xx.xx	xx.xx	xx.xx
Russia	xx.xx	xx.xx	xx.xx	xx.xx	xx.xx	xx.xx	xx.xx	xx.xx
South Korea	xx.xx	xx.xx	xx.xx	xx.xx	xx.xx	xx.xx	xx.xx	xx.xx
Spain	xx.xx	xx.xx	xx.xx	xx.xx	xx.xx	xx.xx	xx.xx	xx.xx
United Kingdom	xx.xx	xx.xx	xx.xx	xx.xx	xx.xx	xx.xx	xx.xx	xx.xx
United States	xx.xx	xx.xx	xx.xx	xx.xx	xx.xx	xx.xx	xx.xx	xx.xx
Others	xx.xx	xx.xx	xx.xx	xx.xx	xx.xx	xx.xx	xx.xx	xx.xx
Total	**xx.xx**	**xx.xx**	**xx.xx**	**xx.xx**	**xx.xx**	**xx.xx**	**xx.xx**	**xx.xx**

Sources & Evidence

1. Aviation security screening approved equipment list

   · Taxonomy evidence: The inspected collection retains hold-baggage EDS and cabin-baggage EDSCB categories, with EDS guidance dated September xx.xx 2026 and EDSCB guidance dated June xx.xx 2026. These are UK category records, not global sales classifications. ([gov.uk](https://www.gov.uk/government/collections/aviation-security-screening-approved-equipment-list))

   · Taxonomy evidence: The collection identifies hold-baggage EDS, cabin-baggage EDSCB, and conventional X-ray equipment as baggage-screening equipment classes. ([gov.uk](https://www.gov.uk/government/collections/aviation-security-screening-approved-equipment-list))

   · Evidence informing base-year allocation inputs; displayed values and growth are calculated: Baggage EDS/EDSCB and conventional X-ray classes support the inspection-system boundary, not sales weights. ([gov.uk](https://www.gov.uk/government/collections/aviation-security-screening-approved-equipment-list))

   · Evidence informing forecast-year allocation inputs; displayed values and growth are calculated: Baggage EDS/EDSCB and conventional X-ray classes support the inspection-system boundary, not sales weights. ([gov.uk](https://www.gov.uk/government/collections/aviation-security-screening-approved-equipment-list))

2. House Report 119-173 - Department of Homeland Security Appropriations Bill, 2026

   · Evidence informing the 2030 market-value input; displayed series and growth include calculations: The aging installed fleet supports replacement demand, but does not establish the forecast's realization dates or annual purchasing rate. ([govinfo.gov](https://www.govinfo.gov/content/pkg/CRPT-119hrpt173/html/CRPT-119hrpt173.htm))

3. GAO-24-106573 - DHS Annual Assessment: Most Programs Are Meeting Current Goals, but Some Continue to Face Cost and Schedule Challenges
   · Evidence informing the 2026 market-value input; displayed series and growth include calculations: Reports plans for xx.xx checkpoint systems and xx.xx increment-one deployments by September 2023; supports an incomplete replacement cycle rather than universal CT adoption.
   ([gao.gov](https://www.gao.gov/assets/gao-xx.xx-xx.xx.pdf))
4. Global Airport Passenger Traffic Reaches Record 9.8 Billion in 2025, Airports Council International World reports
   · Evidence informing the 2026 market-value input; displayed series and growth include calculations: Reports cooling passenger-growth momentum in 2026, supporting moderation of traffic-driven equipment expansion despite continuing replacement demand.
   ([aci.aero](https://aci.aero/2026/xx.xx/xx.xx/global-airport-passenger-traffic-reaches-record-xx.xx-xx.xx-billion-in-2025-airports-council-international-world-reports/))
   · Evidence informing base-year allocation inputs; displayed values and growth are calculated: Full-year 2025 traffic weakness qualifies the mature-market expansion assumption.
   · Evidence informing forecast-year allocation inputs; displayed values and growth are calculated: Full-year 2025 traffic weakness qualifies the mature-market expansion assumption.
   · Evidence informing base-year allocation inputs; displayed values and growth are calculated: Full-year growth provides a regional direction check, not an equipment-share observation.
   · Evidence informing forecast-year allocation inputs; displayed values and growth are calculated: Full-year growth provides a regional direction check, not an equipment-share observation.
   · Evidence informing base-year allocation inputs; displayed values and growth are calculated: Full-year traffic growth constrains the regional demand premise.
   · Evidence informing forecast-year allocation inputs; displayed values and growth are calculated: Full-year traffic growth constrains the regional demand premise.
   · Evidence informing forecast-year allocation inputs; displayed values and growth are calculated: The reported first-half 2026 decline of xx.xx% constrains the recovery scenario.
   · Evidence informing base-year allocation inputs; displayed values and growth are calculated: Reported 2025 growth provides a demand-direction check; procurement intensity remains assumed.
   · Evidence informing forecast-year allocation inputs; displayed values and growth are calculated: Reported 2025 growth provides a demand-direction check; procurement intensity remains assumed.
   · Evidence informing base-year allocation inputs; displayed values and growth are calculated: Reported traffic momentum supports differentiated demand, not the final modeled forecast share.
   · Evidence informing forecast-year allocation inputs; displayed values and growth are calculated: Reported traffic momentum supports differentiated demand, not the final modeled forecast share.

5. Smiths Group PLC - Full Year Results for the 12 Months Ended 31 July 2025

   · Evidence informing the 2024 market-value input; displayed series and growth include calculations: Discloses aviation original-equipment revenue of xx.xx and aftermarket revenue of xx.xx for FY2024; supplies historical cycle proxies. ([www-live.smiths.com](https://www-live.smiths.com/media/snqpxwkd/smiths-group-plc-annual-results-2025-press-release.pdf))

   · Evidence informing the 2027 market-value input; displayed series and growth include calculations: Reports approximately xx.xx cumulative CTiX sales and continuing aviation upgrade demand; supports replacement activity, not an observed global forecast. ([www-live.smiths.com](https://www-live.smiths.com/media/snqpxwkd/smiths-group-plc-annual-results-2025-press-release.pdf))

   · Evidence informing base-year allocation inputs; displayed values and growth are calculated: Approximately xx.xx cumulative CTiX sales corroborate commercial imaging activity and replacement demand; they do not measure annual global sales. ([www-live.smiths.com](https://www-live.smiths.com/media/snqpxwkd/smiths-group-plc-annual-results-2025-press-release.pdf))

   · Evidence informing forecast-year allocation inputs; displayed values and growth are calculated: Approximately xx.xx cumulative CTiX sales corroborate commercial imaging activity and replacement demand; they do not measure annual global sales. ([www-live.smiths.com](https://www-live.smiths.com/media/snqpxwkd/smiths-group-plc-annual-results-2025-press-release.pdf))

6. Smiths Group PLC - Annual Report & Accounts FY2023

   · Evidence informing the 2022 market-value input; displayed series and growth include calculations: Reports FY2022 aviation original-equipment revenue of xx.xx, used as a dimensionless historical capital-cycle proxy. ([www-live.smiths.com](https://www-live.smiths.com/media/phjp1j44/smiths-annual-report-2023.pdf))

   · Evidence informing the 2023 market-value input; displayed series and growth include calculations: Reports FY2023 aviation original-equipment revenue of xx.xx and aftermarket revenue of xx.xx; supports the modeled recovery direction. ([www-live.smiths.com](https://www-live.smiths.com/media/phjp1j44/smiths-annual-report-2023.pdf))

7. Smiths Group PLC - Annual Report FY2022

   · Evidence informing the 2021 market-value input; displayed series and growth include calculations: Reports FY2021 aviation revenue of xx.xx, providing a historical purchasing-cycle reference rather than a global observation. ([www-live.smiths.com](https://www-live.smiths.com/media/xjvdpblr/smiths-annual-report-2022-report.pdf))

   · Evidence informing the 2022 market-value input; displayed series and growth include calculations: Reports FY2022 aviation revenue of xx.xx and continued weakness in aviation original equipment; supports a delayed capital-spending trough. ([www-live.smiths.com](https://www-live.smiths.com/media/xjvdpblr/smiths-annual-report-2022-report.pdf))

8. Smiths Group PLC - Annual Results for the Year Ended 31 July 2019

   · Evidence informing the 2018 market-value input; displayed series and growth include calculations: Reports FY2018 aviation revenue of xx.xx, supplying the historical comparison underlying the backcast. ([smiths.com](https://www.smiths.com/media/u4wla1bw/smiths-group-plc-annual-results-2019-press-release.pdf))

   · Evidence informing the 2019 market-value input; displayed series and growth include calculations: Reports FY2019 aviation revenue of xx.xx and customer delivery deferrals, qualifying a traffic-only growth model. ([smiths.com](https://www.smiths.com/media/u4wla1bw/smiths-group-plc-annual-results-2019-press-release.pdf))

   · Evidence informing the 2020 market-value input; displayed series and growth include calculations: Identifies deliveries deferred into FY2020; supports the possibility of backlog-supported spending despite a contemporaneous traffic shock, not the exact modeled growth rate. ([smiths.com](https://www.smiths.com/media/u4wla1bw/smiths-group-plc-annual-results-2019-press-release.pdf))

9. ACI World - The High-Wire Balancing Act: Global Air Transport Demand in 2018 and 2019
   - Evidence informing the 2017 market-value input; displayed series and growth include calculations: Reports xx.xx airport passengers and xx.xx% growth in 2018; the growth observation informs the 2017 backcast bridge. ([blog.aci.aero](https://blog.aci.aero/airport-economics/the-high-wire-balancing-act-global-air-transport-demand-in-2018-and-2019/))
   - Evidence informing the 2018 market-value input; displayed series and growth include calculations: Provides the observed 2018 traffic-growth reference, not an equipment-market growth observation. ([blog.aci.aero](https://blog.aci.aero/airport-economics/the-high-wire-balancing-act-global-air-transport-demand-in-2018-and-2019/))
10. ICAO A42-WP/556 - State of the Industry and Outlook for Airport Traffic, Presented by ACI
   - Evidence informing the 2020 market-value input; displayed series and growth include calculations: Records the collapse from xx.xx airport passengers in 2019 to xx.xx in 2020; constrains the shock and funding-risk interpretation. ([icao.int](https://www.icao.int/sites/default/files/Meetings/a42/Documents/WP/wp_556_en.pdf))
   - Evidence informing the 2021 market-value input; displayed series and growth include calculations: Reports xx.xx airport passengers in 2021, supporting a prolonged funding and activity shock. ([icao.int](https://www.icao.int/sites/default/files/Meetings/a42/Documents/WP/wp_556_en.pdf))
   - Evidence informing the 2023 market-value input; displayed series and growth include calculations: Reports xx.xx airport passengers in 2023; traffic recovery is distinguished from equipment purchasing. ([icao.int](https://www.icao.int/sites/default/files/Meetings/a42/Documents/WP/wp_556_en.pdf))
   - Evidence informing the 2024 market-value input; displayed series and growth include calculations: Reports xx.xx airport passengers in 2024, providing a demand recovery cross-check. ([icao.int](https://www.icao.int/sites/default/files/Meetings/a42/Documents/WP/wp_556_en.pdf))
11. Port of Seattle - Baggage Handling System Optimization
   - Evidence informing the 2029 market-value input; displayed series and growth include calculations: Seattle plans to consolidate six baggage-screening systems, increase supported passenger capacity, and reduce screening-machine demand. Supports integration spending without one-for-one detector growth. ([portseattle.org](https://www.portseattle.org/projects/baggage-handling-system-optimization))
   - Evidence informing the 2032 market-value input; displayed series and growth include calculations: The consolidation example constrains equipment-volume assumptions; its whole baggage-handling project value is excluded from market sizing. ([portseattle.org](https://www.portseattle.org/projects/baggage-handling-system-optimization))
   - Evidence informing the 2040 market-value input; displayed series and growth include calculations: Provides a commercial counterexample to extrapolating passenger growth directly into machine counts throughout the long-range forecast. ([portseattle.org](https://www.portseattle.org/projects/baggage-handling-system-optimization))
   - Evidence informing forecast-year allocation inputs; displayed values and growth are calculated: Consolidation of six systems with reduced machine demand qualifies a traffic-to-detector-volume forecast. ([portseattle.org](https://www.portseattle.org/projects/baggage-handling-system-optimization))
12. Smiths Group PLC - Half Year Results for the Six Months Ended 31 January 2026
   - Evidence informing the 2026 market-value input; displayed series and growth include calculations: Reports xx.xx% organic growth for Smiths Detection in HY2026, with aviation checkpoint upgrades contributing. Supports a positive 2026 nowcast, not a directly observed global growth rate. ([www-live.smiths.com](https://www-live.smiths.com/media/villk35h/smiths-hy26-results-press-release.pdf))

13. ACI World - Biannual global air travel demand update, 30 September 2025
    - Evidence informing base-year allocation inputs; displayed values and growth are calculated: Regional traffic-scale input; geographic rebasing and spending intensities are modeled.
    - Evidence informing forecast-year allocation inputs; displayed values and growth are calculated: Regional traffic-scale input; geographic rebasing and spending intensities are modeled.
    - Evidence informing base-year allocation inputs; displayed values and growth are calculated: Regional traffic-scale input; Mexico is reassigned to its captured North American parent.
    - Evidence informing forecast-year allocation inputs; displayed values and growth are calculated: Regional traffic-scale input; Mexico is reassigned to its captured North American parent.
    - Evidence informing base-year allocation inputs; displayed values and growth are calculated: Regional traffic-scale input; source membership differs from the captured hierarchy.
    - Evidence informing forecast-year allocation inputs; displayed values and growth are calculated: Regional traffic-scale input; source membership differs from the captured hierarchy.
    - Evidence informing base-year allocation inputs; displayed values and growth are calculated: Regional traffic-scale input before the modeled Turkey and Israel bridge.
    - Evidence informing forecast-year allocation inputs; displayed values and growth are calculated: Regional traffic-scale input before the modeled Turkey and Israel bridge.
    - Evidence informing base-year allocation inputs; displayed values and growth are calculated: The xx.xx-million 2025 traffic estimate constrains the regional demand proxy, not equipment spending.
    - Evidence informing forecast-year allocation inputs; displayed values and growth are calculated: The xx.xx-million 2025 traffic estimate constrains the regional demand proxy, not equipment spending.
    - Evidence informing base-year allocation inputs; displayed values and growth are calculated: The xx.xx-billion 2025 traffic estimate constrains regional scale; forecast purchasing convergence is assumed.
    - Evidence informing forecast-year allocation inputs; displayed values and growth are calculated: The xx.xx-billion 2025 traffic estimate constrains regional scale; forecast purchasing convergence is assumed.
14. CATSA - 2025 Annual Report, Management's Discussion and Analysis
    - Evidence informing base-year allocation inputs; displayed values and growth are calculated: C$xx.xx EDS capital expenditure constrains the Canadian expenditure calibration; baggage attribution is modeled.
    - Evidence informing forecast-year allocation inputs; displayed values and growth are calculated: C$xx.xx EDS capital expenditure constrains the Canadian expenditure calibration; baggage attribution is modeled.
    - Evidence informing base-year allocation inputs; displayed values and growth are calculated: Buyer-spending calibration supports a premium regional equipment/support intensity, not an observed regional share.
    - Evidence informing forecast-year allocation inputs; displayed values and growth are calculated: Buyer-spending calibration supports a premium regional equipment/support intensity, not an observed regional share.
15. Leidos - Leidos wins TSA logistics contract, 23 January 2025
    - Evidence informing base-year allocation inputs; displayed values and growth are calculated: The eight-year, USD xx.xx maximum sustainment award covers xx.xx units at over xx.xx locations; scope and realization adjustments are modeled.
    - Evidence informing forecast-year allocation inputs; displayed values and growth are calculated: The eight-year, USD xx.xx maximum sustainment award covers xx.xx units at over xx.xx locations; scope and realization adjustments are modeled.
    - Evidence informing base-year allocation inputs; displayed values and growth are calculated: Supports recurring-support scale and manufacturer-coordination constraints, not unrestricted service access.
    - Evidence informing forecast-year allocation inputs; displayed values and growth are calculated: Supports recurring-support scale and manufacturer-coordination constraints, not unrestricted service access.

16. ACI-LAC - Air Traffic in Latin America and the Caribbean Maintains Growth Trajectory with a 5% Increase in 2025
    - Evidence informing base-year allocation inputs; displayed values and growth are calculated: Brazil's xx.xx-million airport-traffic aggregate constrains its demand scale; equipment intensity remains modeled.
    - Evidence informing forecast-year allocation inputs; displayed values and growth are calculated: Brazil's xx.xx-million airport-traffic aggregate constrains its demand scale; equipment intensity remains modeled.
    - Evidence informing base-year allocation inputs; displayed values and growth are calculated: Regional traffic evidence constrains the common country model while leaving uncatalogued activity.
    - Evidence informing forecast-year allocation inputs; displayed values and growth are calculated: Regional traffic evidence constrains the common country model while leaving uncatalogued activity.
17. Eurostat - Air passenger transport statistics, December 2025, Table 1: 2024 country traffic
    - Evidence informing base-year allocation inputs; displayed values and growth are calculated: Traffic primitive.
    - Evidence informing forecast-year allocation inputs; displayed values and growth are calculated: Traffic primitive.
18. Eurostat - Air passenger transport: data by month
    - Evidence informing base-year allocation inputs; displayed values and growth are calculated: Interim country changes inform assumed 2025 bridges; domestic endpoint and expenditure adjustments remain modeled.
    - Evidence informing forecast-year allocation inputs; displayed values and growth are calculated: Interim country changes inform assumed 2025 bridges; domestic endpoint and expenditure adjustments remain modeled.
19. ACI EUROPE - 2025 all about traffic resilience as Europe's airports welcomed an additional 100 million passengers
    - Evidence informing base-year allocation inputs; displayed values and growth are calculated: Country growth heterogeneity constrains the shared European purchasing model.
    - Evidence informing forecast-year allocation inputs; displayed values and growth are calculated: Country growth heterogeneity constrains the shared European purchasing model.
    - Evidence informing base-year allocation inputs; displayed values and growth are calculated: Published Russian weakness constrains, rather than validates, its working scale.
    - Evidence informing forecast-year allocation inputs; displayed values and growth are calculated: Published Russian weakness constrains, rather than validates, its working scale.
    - Evidence informing base-year allocation inputs; displayed values and growth are calculated: Annual growth input to the 2025 bridge.
    - Evidence informing forecast-year allocation inputs; displayed values and growth are calculated: Annual growth input to the 2025 bridge.
20. UK Civil Aviation Authority - UK aviation officially breaks records with over 300m passenger journeys in 2025
    - Evidence informing base-year allocation inputs; displayed values and growth are calculated: The xx.xx-million UK-and-Crown-Dependency headline constrains the modeled UK country traffic bridge.
    - Evidence informing forecast-year allocation inputs; displayed values and growth are calculated: The xx.xx-million UK-and-Crown-Dependency headline constrains the modeled UK country traffic bridge.
21. Fraport - AI for Monitoring Aviation Security, 22 January 2026
    - Evidence informing base-year allocation inputs; displayed values and growth are calculated: Over xx.xx CT scanners and approximately EUR xx.xx cumulative checkpoint investment support a premium installed-mix premise, not annual national revenue.
    - Evidence informing forecast-year allocation inputs; displayed values and growth are calculated: Over xx.xx CT scanners and approximately EUR xx.xx cumulative checkpoint investment support a premium installed-mix premise, not annual national revenue.
    - Evidence informing base-year allocation inputs; displayed values and growth are calculated: Quantified national deployment provides an independent test of heterogeneous European modernization.
    - Evidence informing forecast-year allocation inputs; displayed values and growth are calculated: Quantified national deployment provides an independent test of heterogeneous European modernization.

22. ECAC - Common Evaluation Process of security equipment
    - Evidence informing base-year allocation inputs; displayed values and growth are calculated: Evaluation is not national approval; no uniform cross-country market-access premium is assumed.
    - Evidence informing forecast-year allocation inputs; displayed values and growth are calculated: Evaluation is not national approval; no uniform cross-country market-access premium is assumed.
23. DHMİ - Havayolunda Cumhuriyet Tarihinin Rekoru, 9 January 2026
    - Evidence informing base-year allocation inputs; displayed values and growth are calculated: Supports the traffic rebasing into the captured Middle Eastern parent.
    - Evidence informing forecast-year allocation inputs; displayed values and growth are calculated: Supports the traffic rebasing into the captured Middle Eastern parent.
24. Smiths Detection - DAEP checkpoint screening contract for Dubai International Airport, 7 May 2025
    - Evidence informing base-year allocation inputs; displayed values and growth are calculated: Purchaser-specific award evidence supports a bounded premium-mix premise, not a GCC-wide allocation.
    - Evidence informing forecast-year allocation inputs; displayed values and growth are calculated: Purchaser-specific award evidence supports a bounded premium-mix premise, not a GCC-wide allocation.
25. Airports Company South Africa - Airport statistics
    - Evidence informing base-year allocation inputs; displayed values and growth are calculated: Provides an operating-network commercial anchor for the regional installed-base premise.
    - Evidence informing forecast-year allocation inputs; displayed values and growth are calculated: Provides an operating-network commercial anchor for the regional installed-base premise.
26. CAAC - 2025 Civil Aviation Industry Development Statistical Bulletin, 17 April 2026
    - Evidence informing base-year allocation inputs; displayed values and growth are calculated: Reports xx.xx mainland airport movements and xx.xx transport airports in 2025; the Hong Kong/Macao extension is modeled.
    - Evidence informing forecast-year allocation inputs; displayed values and growth are calculated: Reports xx.xx mainland airport movements and xx.xx transport airports in 2025; the Hong Kong/Macao extension is modeled.
    - Evidence informing base-year allocation inputs; displayed values and growth are calculated: Large-market traffic and airport-network scale constrain the regional demand model.
    - Evidence informing forecast-year allocation inputs; displayed values and growth are calculated: Large-market traffic and airport-network scale constrain the regional demand model.
27. Sydney Airport - Traffic and Operational Performance Q4 2025
    - Evidence informing base-year allocation inputs; displayed values and growth are calculated: Sydney's xx.xx-million traffic and staged xx.xx-lane/six-of-seven-lane deployment constrain national scale and modernization assumptions.
    - Evidence informing forecast-year allocation inputs; displayed values and growth are calculated: Sydney's xx.xx-million traffic and staged xx.xx-lane/six-of-seven-lane deployment constrain national scale and modernization assumptions.
    - Evidence informing base-year allocation inputs; displayed values and growth are calculated: Quantified staged deployment supports regional heterogeneity, not a common modernization timetable.
    - Evidence informing forecast-year allocation inputs; displayed values and growth are calculated: Quantified staged deployment supports regional heterogeneity, not a common modernization timetable.
28. U.S. Senator Michael Bennet - SAFEGUARDS Act announcement, 23 July 2025
    - Evidence informing base-year allocation inputs; displayed values and growth are calculated: The xx.xx-airport and xx.xx-lane national footprint constrains minimum network support; proposed funding is not counted as realized revenue.
    - Evidence informing forecast-year allocation inputs; displayed values and growth are calculated: The xx.xx-airport and xx.xx-lane national footprint constrains minimum network support; proposed funding is not counted as realized revenue.

7.1.2. Explosive Trace Detectors

Table 13. Global Airport Baggage Screening Systems Market Size, by Explosive Trace Detectors, by Region, 2017-2040 (USD Million)

Region	2017	2024	2025	2026	2027	2032	2040	CAGR (%)
Africa	xx.xx	xx.xx	xx.xx	xx.xx	xx.xx	xx.xx	xx.xx	xx.xx
Asia-Pacific	xx.xx	xx.xx	xx.xx	xx.xx	xx.xx	xx.xx	xx.xx	xx.xx
Europe	xx.xx	xx.xx	xx.xx	xx.xx	xx.xx	xx.xx	xx.xx	xx.xx
Latin America	xx.xx	xx.xx	xx.xx	xx.xx	xx.xx	xx.xx	xx.xx	xx.xx
Middle East	xx.xx	xx.xx	xx.xx	xx.xx	xx.xx	xx.xx	xx.xx	xx.xx
North America	xx.xx	xx.xx	xx.xx	xx.xx	xx.xx	xx.xx	xx.xx	xx.xx
Total	**xx.xx**	**xx.xx**	**xx.xx**	**xx.xx**	**xx.xx**	**xx.xx**	**xx.xx**	**xx.xx**

Table 14. Global Airport Baggage Screening Systems Market Size, by Explosive Trace Detectors, by Group, 2017-2040 (USD Million)

Group	2017	2024	2025	2026	2027	2032	2040	CAGR (%)
ASEAN	xx.xx	xx.xx	xx.xx	xx.xx	xx.xx	xx.xx	xx.xx	xx.xx
BRICS	xx.xx	xx.xx	xx.xx	xx.xx	xx.xx	xx.xx	xx.xx	xx.xx
European Union	xx.xx	xx.xx	xx.xx	xx.xx	xx.xx	xx.xx	xx.xx	xx.xx
G7	xx.xx	xx.xx	xx.xx	xx.xx	xx.xx	xx.xx	xx.xx	xx.xx
GCC	xx.xx	xx.xx	xx.xx	xx.xx	xx.xx	xx.xx	xx.xx	xx.xx
NATO	xx.xx	xx.xx	xx.xx	xx.xx	xx.xx	xx.xx	xx.xx	xx.xx

Table 15. Global Airport Baggage Screening Systems Market Size, by Explosive Trace Detectors, by Country, 2017-2040 (USD Million)

Country	2017	2024	2025	2026	2027	2032	2040	CAGR (%)
Australia	xx.xx	xx.xx	xx.xx	xx.xx	xx.xx	xx.xx	xx.xx	xx.xx
Brazil	xx.xx	xx.xx	xx.xx	xx.xx	xx.xx	xx.xx	xx.xx	xx.xx
Canada	xx.xx	xx.xx	xx.xx	xx.xx	xx.xx	xx.xx	xx.xx	xx.xx
China	xx.xx	xx.xx	xx.xx	xx.xx	xx.xx	xx.xx	xx.xx	xx.xx
France	xx.xx	xx.xx	xx.xx	xx.xx	xx.xx	xx.xx	xx.xx	xx.xx
Germany	xx.xx	xx.xx	xx.xx	xx.xx	xx.xx	xx.xx	xx.xx	xx.xx
India	xx.xx	xx.xx	xx.xx	xx.xx	xx.xx	xx.xx	xx.xx	xx.xx
Italy	xx.xx	xx.xx	xx.xx	xx.xx	xx.xx	xx.xx	xx.xx	xx.xx
Japan	xx.xx	xx.xx	xx.xx	xx.xx	xx.xx	xx.xx	xx.xx	xx.xx
Mexico	xx.xx	xx.xx	xx.xx	xx.xx	xx.xx	xx.xx	xx.xx	xx.xx
Russia	xx.xx	xx.xx	xx.xx	xx.xx	xx.xx	xx.xx	xx.xx	xx.xx
South Korea	xx.xx	xx.xx	xx.xx	xx.xx	xx.xx	xx.xx	xx.xx	xx.xx
Spain	xx.xx	xx.xx	xx.xx	xx.xx	xx.xx	xx.xx	xx.xx	xx.xx
United Kingdom	xx.xx	xx.xx	xx.xx	xx.xx	xx.xx	xx.xx	xx.xx	xx.xx
United States	xx.xx	xx.xx	xx.xx	xx.xx	xx.xx	xx.xx	xx.xx	xx.xx
Others	xx.xx	xx.xx	xx.xx	xx.xx	xx.xx	xx.xx	xx.xx	xx.xx
Total	**xx.xx**	**xx.xx**	**xx.xx**	**xx.xx**	**xx.xx**	**xx.xx**	**xx.xx**	**xx.xx**

Sources & Evidence

1. Aviation security screening approved equipment list

   · Taxonomy evidence: ETD remains identified for hold and cabin baggage; the linked ETD guidance is dated June xx.xx 2026. Shared people-screening attribution is not resolved. ([gov.uk](https://www.gov.uk/government/collections/aviation-security-screening-approved-equipment-list))

   · Taxonomy evidence: ETD equipment is explicitly identified for hold- and cabin-baggage screening, establishing an in-scope trace-detector category. ([gov.uk](https://www.gov.uk/government/collections/aviation-security-screening-approved-equipment-list))

   · Evidence informing base-year allocation inputs; displayed values and growth are calculated: ETD serves baggage and other applications, requiring explicit baggage attribution rather than allocating all detector sales here. ([gov.uk](https://www.gov.uk/government/collections/aviation-security-screening-approved-equipment-list))

   · Evidence informing forecast-year allocation inputs; displayed values and growth are calculated: ETD serves baggage and other applications, requiring explicit baggage attribution rather than allocating all detector sales here. ([gov.uk](https://www.gov.uk/government/collections/aviation-security-screening-approved-equipment-list))

2. House Report 119-173 - Department of Homeland Security Appropriations Bill, 2026

   · Evidence informing the 2030 market-value input; displayed series and growth include calculations: The aging installed fleet supports replacement demand, but does not establish the forecast's realization dates or annual purchasing rate. ([govinfo.gov](https://www.govinfo.gov/content/pkg/CRPT-119hrpt173/html/CRPT-119hrpt173.htm))

3. GAO-24-106573 - DHS Annual Assessment: Most Programs Are Meeting Current Goals, but Some Continue to Face Cost and Schedule Challenges
   - Evidence informing the 2026 market-value input; displayed series and growth include calculations: Reports plans for xx.xx checkpoint systems and xx.xx increment-one deployments by September 2023; supports an incomplete replacement cycle rather than universal CT adoption. ([gao.gov](https://www.gao.gov/assets/gao-xx.xx-xx.xx.pdf))
4. Global Airport Passenger Traffic Reaches Record 9.8 Billion in 2025, Airports Council International World reports
   - Evidence informing the 2026 market-value input; displayed series and growth include calculations: Reports cooling passenger-growth momentum in 2026, supporting moderation of traffic-driven equipment expansion despite continuing replacement demand. ([aci.aero](https://aci.aero/2026/xx.xx/xx.xx/global-airport-passenger-traffic-reaches-record-xx.xx-xx.xx-billion-in-2025-airports-council-international-world-reports/))
   - Evidence informing base-year allocation inputs; displayed values and growth are calculated: Full-year 2025 traffic weakness qualifies the mature-market expansion assumption.
   - Evidence informing forecast-year allocation inputs; displayed values and growth are calculated: Full-year 2025 traffic weakness qualifies the mature-market expansion assumption.
   - Evidence informing base-year allocation inputs; displayed values and growth are calculated: Full-year growth provides a regional direction check, not an equipment-share observation.
   - Evidence informing forecast-year allocation inputs; displayed values and growth are calculated: Full-year growth provides a regional direction check, not an equipment-share observation.
   - Evidence informing base-year allocation inputs; displayed values and growth are calculated: Full-year traffic growth constrains the regional demand premise.
   - Evidence informing forecast-year allocation inputs; displayed values and growth are calculated: Full-year traffic growth constrains the regional demand premise.
   - Evidence informing forecast-year allocation inputs; displayed values and growth are calculated: The reported first-half 2026 decline of xx.xx% constrains the recovery scenario.
   - Evidence informing base-year allocation inputs; displayed values and growth are calculated: Reported 2025 growth provides a demand-direction check; procurement intensity remains assumed.
   - Evidence informing forecast-year allocation inputs; displayed values and growth are calculated: Reported 2025 growth provides a demand-direction check; procurement intensity remains assumed.
   - Evidence informing base-year allocation inputs; displayed values and growth are calculated: Reported traffic momentum supports differentiated demand, not the final modeled forecast share.
   - Evidence informing forecast-year allocation inputs; displayed values and growth are calculated: Reported traffic momentum supports differentiated demand, not the final modeled forecast share.
5. Smiths Group PLC - Full Year Results for the 12 Months Ended 31 July 2025
   - Evidence informing the 2024 market-value input; displayed series and growth include calculations: Discloses aviation original-equipment revenue of xx.xx and aftermarket revenue of xx.xx for FY2024; supplies historical cycle proxies. ([www-live.smiths.com](https://www-live.smiths.com/media/snqpxwkd/smiths-group-plc-annual-results-2025-press-release.pdf))
   - Evidence informing the 2027 market-value input; displayed series and growth include calculations: Reports approximately xx.xx cumulative CTiX sales and continuing aviation upgrade demand; supports replacement activity, not an observed global forecast. ([www-live.smiths.com](https://www-live.smiths.com/media/snqpxwkd/smiths-group-plc-annual-results-2025-press-release.pdf))

6. Smiths Group PLC - Annual Report & Accounts FY2023
   - Evidence informing the 2022 market-value input; displayed series and growth include calculations: Reports FY2022 aviation original-equipment revenue of xx.xx, used as a dimensionless historical capital-cycle proxy. ([www-live.smiths.com](https://www-live.smiths.com/media/phjp1j44/smiths-annual-report-2023.pdf))
   - Evidence informing the 2023 market-value input; displayed series and growth include calculations: Reports FY2023 aviation original-equipment revenue of xx.xx and aftermarket revenue of xx.xx; supports the modeled recovery direction. ([www-live.smiths.com](https://www-live.smiths.com/media/phjp1j44/smiths-annual-report-2023.pdf))
7. Smiths Group PLC - Annual Report FY2022
   - Evidence informing the 2021 market-value input; displayed series and growth include calculations: Reports FY2021 aviation revenue of xx.xx, providing a historical purchasing-cycle reference rather than a global observation. ([www-live.smiths.com](https://www-live.smiths.com/media/xjvdpblr/smiths-annual-report-2022-report.pdf))
   - Evidence informing the 2022 market-value input; displayed series and growth include calculations: Reports FY2022 aviation revenue of xx.xx and continued weakness in aviation original equipment; supports a delayed capital-spending trough. ([www-live.smiths.com](https://www-live.smiths.com/media/xjvdpblr/smiths-annual-report-2022-report.pdf))
8. Smiths Group PLC - Annual Results for the Year Ended 31 July 2019
   - Evidence informing the 2018 market-value input; displayed series and growth include calculations: Reports FY2018 aviation revenue of xx.xx, supplying the historical comparison underlying the backcast. ([smiths.com](https://www.smiths.com/media/u4wla1bw/smiths-group-plc-annual-results-2019-press-release.pdf))
   - Evidence informing the 2019 market-value input; displayed series and growth include calculations: Reports FY2019 aviation revenue of xx.xx and customer delivery deferrals, qualifying a traffic-only growth model. ([smiths.com](https://www.smiths.com/media/u4wla1bw/smiths-group-plc-annual-results-2019-press-release.pdf))
   - Evidence informing the 2020 market-value input; displayed series and growth include calculations: Identifies deliveries deferred into FY2020; supports the possibility of backlog-supported spending despite a contemporaneous traffic shock, not the exact modeled growth rate. ([smiths.com](https://www.smiths.com/media/u4wla1bw/smiths-group-plc-annual-results-2019-press-release.pdf))
9. ACI World - The High-Wire Balancing Act: Global Air Transport Demand in 2018 and 2019
   - Evidence informing the 2017 market-value input; displayed series and growth include calculations: Reports xx.xx airport passengers and xx.xx% growth in 2018; the growth observation informs the 2017 backcast bridge. ([blog.aci.aero](https://blog.aci.aero/airport-economics/the-high-wire-balancing-act-global-air-transport-demand-in-2018-and-2019/))
   - Evidence informing the 2018 market-value input; displayed series and growth include calculations: Provides the observed 2018 traffic-growth reference, not an equipment-market growth observation. ([blog.aci.aero](https://blog.aci.aero/airport-economics/the-high-wire-balancing-act-global-air-transport-demand-in-2018-and-2019/))
10. ICAO A42-WP/556 - State of the Industry and Outlook for Airport Traffic, Presented by ACI
    - Evidence informing the 2020 market-value input; displayed series and growth include calculations: Records the collapse from xx.xx airport passengers in 2019 to xx.xx in 2020; constrains the shock and funding-risk interpretation. ([icao.int](https://www.icao.int/sites/default/files/Meetings/a42/Documents/WP/wp_556_en.pdf))
    - Evidence informing the 2021 market-value input; displayed series and growth include calculations: Reports xx.xx airport passengers in 2021, supporting a prolonged funding and activity shock. ([icao.int](https://www.icao.int/sites/default/files/Meetings/a42/Documents/WP/wp_556_en.pdf))
    - Evidence informing the 2023 market-value input; displayed series and growth include calculations: Reports xx.xx airport passengers in 2023; traffic recovery is distinguished from equipment purchasing. ([icao.int](https://www.icao.int/sites/default/files/Meetings/a42/Documents/WP/wp_556_en.pdf))
    - Evidence informing the 2024 market-value input; displayed series and growth include calculations: Reports xx.xx airport passengers in 2024, providing a demand recovery cross-check. ([icao.int](https://www.icao.int/sites/default/files/Meetings/a42/Documents/WP/wp_556_en.pdf))

11. Port of Seattle - Baggage Handling System Optimization
    - Evidence informing the 2029 market-value input; displayed series and growth include calculations: Seattle plans to consolidate six baggage-screening systems, increase supported passenger capacity, and reduce screening-machine demand. Supports integration spending without one-for-one detector growth. ([portseattle.org](https://www.portseattle.org/projects/baggage-handling-system-optimization))
    - Evidence informing the 2032 market-value input; displayed series and growth include calculations: The consolidation example constrains equipment-volume assumptions; its whole baggage-handling project value is excluded from market sizing. ([portseattle.org](https://www.portseattle.org/projects/baggage-handling-system-optimization))
    - Evidence informing the 2040 market-value input; displayed series and growth include calculations: Provides a commercial counterexample to extrapolating passenger growth directly into machine counts throughout the long-range forecast. ([portseattle.org](https://www.portseattle.org/projects/baggage-handling-system-optimization))
12. Smiths Group PLC - Half Year Results for the Six Months Ended 31 January 2026
    - Evidence informing the 2026 market-value input; displayed series and growth include calculations: Reports xx.xx% organic growth for Smiths Detection in HY2026, with aviation checkpoint upgrades contributing. Supports a positive 2026 nowcast, not a directly observed global growth rate. ([www-live.smiths.com](https://www-live.smiths.com/media/villk35h/smiths-hy26-results-press-release.pdf))
13. ACI World - Biannual global air travel demand update, 30 September 2025
    - Evidence informing base-year allocation inputs; displayed values and growth are calculated: Regional traffic-scale input; geographic rebasing and spending intensities are modeled.
    - Evidence informing forecast-year allocation inputs; displayed values and growth are calculated: Regional traffic-scale input; geographic rebasing and spending intensities are modeled.
    - Evidence informing base-year allocation inputs; displayed values and growth are calculated: Regional traffic-scale input; Mexico is reassigned to its captured North American parent.
    - Evidence informing forecast-year allocation inputs; displayed values and growth are calculated: Regional traffic-scale input; Mexico is reassigned to its captured North American parent.
    - Evidence informing base-year allocation inputs; displayed values and growth are calculated: Regional traffic-scale input; source membership differs from the captured hierarchy.
    - Evidence informing forecast-year allocation inputs; displayed values and growth are calculated: Regional traffic-scale input; source membership differs from the captured hierarchy.
    - Evidence informing base-year allocation inputs; displayed values and growth are calculated: Regional traffic-scale input before the modeled Turkey and Israel bridge.
    - Evidence informing forecast-year allocation inputs; displayed values and growth are calculated: Regional traffic-scale input before the modeled Turkey and Israel bridge.
    - Evidence informing base-year allocation inputs; displayed values and growth are calculated: The xx.xx-million 2025 traffic estimate constrains the regional demand proxy, not equipment spending.
    - Evidence informing forecast-year allocation inputs; displayed values and growth are calculated: The xx.xx-million 2025 traffic estimate constrains the regional demand proxy, not equipment spending.
    - Evidence informing base-year allocation inputs; displayed values and growth are calculated: The xx.xx-billion 2025 traffic estimate constrains regional scale; forecast purchasing convergence is assumed.
    - Evidence informing forecast-year allocation inputs; displayed values and growth are calculated: The xx.xx-billion 2025 traffic estimate constrains regional scale; forecast purchasing convergence is assumed.

14. CATSA - 2025 Annual Report, Management's Discussion and Analysis
    - Evidence informing base-year allocation inputs; displayed values and growth are calculated: C$xx.xx EDS capital expenditure constrains the Canadian expenditure calibration; baggage attribution is modeled.
    - Evidence informing forecast-year allocation inputs; displayed values and growth are calculated: C$xx.xx EDS capital expenditure constrains the Canadian expenditure calibration; baggage attribution is modeled.
    - Evidence informing base-year allocation inputs; displayed values and growth are calculated: Buyer-spending calibration supports a premium regional equipment/support intensity, not an observed regional share.
    - Evidence informing forecast-year allocation inputs; displayed values and growth are calculated: Buyer-spending calibration supports a premium regional equipment/support intensity, not an observed regional share.
15. Leidos - Leidos wins TSA logistics contract, 23 January 2025
    - Evidence informing base-year allocation inputs; displayed values and growth are calculated: The eight-year, USD xx.xx maximum sustainment award covers xx.xx units at over xx.xx locations; scope and realization adjustments are modeled.
    - Evidence informing forecast-year allocation inputs; displayed values and growth are calculated: The eight-year, USD xx.xx maximum sustainment award covers xx.xx units at over xx.xx locations; scope and realization adjustments are modeled.
    - Evidence informing base-year allocation inputs; displayed values and growth are calculated: Supports recurring-support scale and manufacturer-coordination constraints, not unrestricted service access.
    - Evidence informing forecast-year allocation inputs; displayed values and growth are calculated: Supports recurring-support scale and manufacturer-coordination constraints, not unrestricted service access.
16. ACI-LAC - Air Traffic in Latin America and the Caribbean Maintains Growth Trajectory with a 5% Increase in 2025
    - Evidence informing base-year allocation inputs; displayed values and growth are calculated: Brazil's xx.xx-million airport-traffic aggregate constrains its demand scale; equipment intensity remains modeled.
    - Evidence informing forecast-year allocation inputs; displayed values and growth are calculated: Brazil's xx.xx-million airport-traffic aggregate constrains its demand scale; equipment intensity remains modeled.
    - Evidence informing base-year allocation inputs; displayed values and growth are calculated: Regional traffic evidence constrains the common country model while leaving uncatalogued activity.
    - Evidence informing forecast-year allocation inputs; displayed values and growth are calculated: Regional traffic evidence constrains the common country model while leaving uncatalogued activity.
17. Eurostat - Air passenger transport statistics, December 2025, Table 1: 2024 country traffic
    - Evidence informing base-year allocation inputs; displayed values and growth are calculated: Traffic primitive.
    - Evidence informing forecast-year allocation inputs; displayed values and growth are calculated: Traffic primitive.
18. Eurostat - Air passenger transport: data by month
    - Evidence informing base-year allocation inputs; displayed values and growth are calculated: Interim country changes inform assumed 2025 bridges; domestic endpoint and expenditure adjustments remain modeled.
    - Evidence informing forecast-year allocation inputs; displayed values and growth are calculated: Interim country changes inform assumed 2025 bridges; domestic endpoint and expenditure adjustments remain modeled.

19. ACI EUROPE - 2025 all about traffic resilience as Europe's airports welcomed an additional 100 million passengers
    - Evidence informing base-year allocation inputs; displayed values and growth are calculated: Country growth heterogeneity constrains the shared European purchasing model.
    - Evidence informing forecast-year allocation inputs; displayed values and growth are calculated: Country growth heterogeneity constrains the shared European purchasing model.
    - Evidence informing base-year allocation inputs; displayed values and growth are calculated: Published Russian weakness constrains, rather than validates, its working scale.
    - Evidence informing forecast-year allocation inputs; displayed values and growth are calculated: Published Russian weakness constrains, rather than validates, its working scale.
    - Evidence informing base-year allocation inputs; displayed values and growth are calculated: Annual growth input to the 2025 bridge.
    - Evidence informing forecast-year allocation inputs; displayed values and growth are calculated: Annual growth input to the 2025 bridge.
20. UK Civil Aviation Authority - UK aviation officially breaks records with over 300m passenger journeys in 2025
    - Evidence informing base-year allocation inputs; displayed values and growth are calculated: The xx.xx-million UK-and-Crown-Dependency headline constrains the modeled UK country traffic bridge.
    - Evidence informing forecast-year allocation inputs; displayed values and growth are calculated: The xx.xx-million UK-and-Crown-Dependency headline constrains the modeled UK country traffic bridge.
21. Fraport - AI for Monitoring Aviation Security, 22 January 2026
    - Evidence informing base-year allocation inputs; displayed values and growth are calculated: Over xx.xx CT scanners and approximately EUR xx.xx cumulative checkpoint investment support a premium installed-mix premise, not annual national revenue.
    - Evidence informing forecast-year allocation inputs; displayed values and growth are calculated: Over xx.xx CT scanners and approximately EUR xx.xx cumulative checkpoint investment support a premium installed-mix premise, not annual national revenue.
    - Evidence informing base-year allocation inputs; displayed values and growth are calculated: Quantified national deployment provides an independent test of heterogeneous European modernization.
    - Evidence informing forecast-year allocation inputs; displayed values and growth are calculated: Quantified national deployment provides an independent test of heterogeneous European modernization.
22. ECAC - Common Evaluation Process of security equipment
    - Evidence informing base-year allocation inputs; displayed values and growth are calculated: Evaluation is not national approval; no uniform cross-country market-access premium is assumed.
    - Evidence informing forecast-year allocation inputs; displayed values and growth are calculated: Evaluation is not national approval; no uniform cross-country market-access premium is assumed.
23. DHMİ - Havayolunda Cumhuriyet Tarihinin Rekoru, 9 January 2026
    - Evidence informing base-year allocation inputs; displayed values and growth are calculated: Supports the traffic rebasing into the captured Middle Eastern parent.
    - Evidence informing forecast-year allocation inputs; displayed values and growth are calculated: Supports the traffic rebasing into the captured Middle Eastern parent.
24. Smiths Detection - DAEP checkpoint screening contract for Dubai International Airport, 7 May 2025
    - Evidence informing base-year allocation inputs; displayed values and growth are calculated: Purchaser-specific award evidence supports a bounded premium-mix premise, not a GCC-wide allocation.
    - Evidence informing forecast-year allocation inputs; displayed values and growth are calculated: Purchaser-specific award evidence supports a bounded premium-mix premise, not a GCC-wide allocation.
25. Airports Company South Africa - Airport statistics
    - Evidence informing base-year allocation inputs; displayed values and growth are calculated: Provides an operating-network commercial anchor for the regional installed-base premise.
    - Evidence informing forecast-year allocation inputs; displayed values and growth are calculated: Provides an operating-network commercial anchor for the regional installed-base premise.

26. CAAC - 2025 Civil Aviation Industry Development Statistical Bulletin, 17 April 2026
- Evidence informing base-year allocation inputs; displayed values and growth are calculated: Reports xx.xx mainland airport movements and xx.xx transport airports in 2025; the Hong Kong/Macao extension is modeled.
- Evidence informing forecast-year allocation inputs; displayed values and growth are calculated: Reports xx.xx mainland airport movements and xx.xx transport airports in 2025; the Hong Kong/Macao extension is modeled.
- Evidence informing base-year allocation inputs; displayed values and growth are calculated: Large-market traffic and airport-network scale constrain the regional demand model.
- Evidence informing forecast-year allocation inputs; displayed values and growth are calculated: Large-market traffic and airport-network scale constrain the regional demand model.

27. Sydney Airport - Traffic and Operational Performance Q4 2025
- Evidence informing base-year allocation inputs; displayed values and growth are calculated: Sydney's xx.xx-million traffic and staged xx.xx-lane/six-of-seven-lane deployment constrain national scale and modernization assumptions.
- Evidence informing forecast-year allocation inputs; displayed values and growth are calculated: Sydney's xx.xx-million traffic and staged xx.xx-lane/six-of-seven-lane deployment constrain national scale and modernization assumptions.
- Evidence informing base-year allocation inputs; displayed values and growth are calculated: Quantified staged deployment supports regional heterogeneity, not a common modernization timetable.
- Evidence informing forecast-year allocation inputs; displayed values and growth are calculated: Quantified staged deployment supports regional heterogeneity, not a common modernization timetable.

28. U.S. Senator Michael Bennet - SAFEGUARDS Act announcement, 23 July 2025
- Evidence informing base-year allocation inputs; displayed values and growth are calculated: The xx.xx-airport and xx.xx-lane national footprint constrains minimum network support; proposed funding is not counted as realized revenue.
- Evidence informing forecast-year allocation inputs; displayed values and growth are calculated: The xx.xx-airport and xx.xx-lane national footprint constrains minimum network support; proposed funding is not counted as realized revenue.

7.1.3. Liquid and Bulk Material Analyzers

Table 16. Global Airport Baggage Screening Systems Market Size, by Liquid and Bulk Material Analyzers, by Region, 2017-2040 (USD Million)

Region	2017	2024	2025	2026	2027	2032	2040	CAGR (%)
Africa	xx.xx	xx.xx	xx.xx	xx.xx	xx.xx	xx.xx	xx.xx	xx.xx
Asia-Pacific	xx.xx	xx.xx	xx.xx	xx.xx	xx.xx	xx.xx	xx.xx	xx.xx
Europe	xx.xx	xx.xx	xx.xx	xx.xx	xx.xx	xx.xx	xx.xx	xx.xx
Latin America	xx.xx	xx.xx	xx.xx	xx.xx	xx.xx	xx.xx	xx.xx	xx.xx
Middle East	xx.xx	xx.xx	xx.xx	xx.xx	xx.xx	xx.xx	xx.xx	xx.xx
North America	xx.xx	xx.xx	xx.xx	xx.xx	xx.xx	xx.xx	xx.xx	xx.xx
Total	**xx.xx**	**xx.xx**	**xx.xx**	**xx.xx**	**xx.xx**	**xx.xx**	**xx.xx**	**xx.xx**

Table 17. Global Airport Baggage Screening Systems Market Size, by Liquid and Bulk Material Analyzers, by Group, 2017-2040 (USD Million)

Group	2017	2024	2025	2026	2027	2032	2040	CAGR (%)
ASEAN	xx.xx	xx.xx	xx.xx	xx.xx	xx.xx	xx.xx	xx.xx	xx.xx
BRICS	xx.xx	xx.xx	xx.xx	xx.xx	xx.xx	xx.xx	xx.xx	xx.xx
European Union	xx.xx	xx.xx	xx.xx	xx.xx	xx.xx	xx.xx	xx.xx	xx.xx
G7	xx.xx	xx.xx	xx.xx	xx.xx	xx.xx	xx.xx	xx.xx	xx.xx
GCC	xx.xx	xx.xx	xx.xx	xx.xx	xx.xx	xx.xx	xx.xx	xx.xx
NATO	xx.xx	xx.xx	xx.xx	xx.xx	xx.xx	xx.xx	xx.xx	xx.xx

Table 18. Global Airport Baggage Screening Systems Market Size, by Liquid and Bulk Material Analyzers, by Country, 2017-2040 (USD Million)

Country	2017	2024	2025	2026	2027	2032	2040	CAGR (%)
Australia	xx.xx	xx.xx	xx.xx	xx.xx	xx.xx	xx.xx	xx.xx	xx.xx
Brazil	xx.xx	xx.xx	xx.xx	xx.xx	xx.xx	xx.xx	xx.xx	xx.xx
Canada	xx.xx	xx.xx	xx.xx	xx.xx	xx.xx	xx.xx	xx.xx	xx.xx
China	xx.xx	xx.xx	xx.xx	xx.xx	xx.xx	xx.xx	xx.xx	xx.xx
France	xx.xx	xx.xx	xx.xx	xx.xx	xx.xx	xx.xx	xx.xx	xx.xx
Germany	xx.xx	xx.xx	xx.xx	xx.xx	xx.xx	xx.xx	xx.xx	xx.xx
India	xx.xx	xx.xx	xx.xx	xx.xx	xx.xx	xx.xx	xx.xx	xx.xx
Italy	xx.xx	xx.xx	xx.xx	xx.xx	xx.xx	xx.xx	xx.xx	xx.xx
Japan	xx.xx	xx.xx	xx.xx	xx.xx	xx.xx	xx.xx	xx.xx	xx.xx
Mexico	xx.xx	xx.xx	xx.xx	xx.xx	xx.xx	xx.xx	xx.xx	xx.xx
Russia	xx.xx	xx.xx	xx.xx	xx.xx	xx.xx	xx.xx	xx.xx	xx.xx
South Korea	xx.xx	xx.xx	xx.xx	xx.xx	xx.xx	xx.xx	xx.xx	xx.xx
Spain	xx.xx	xx.xx	xx.xx	xx.xx	xx.xx	xx.xx	xx.xx	xx.xx
United Kingdom	xx.xx	xx.xx	xx.xx	xx.xx	xx.xx	xx.xx	xx.xx	xx.xx
United States	xx.xx	xx.xx	xx.xx	xx.xx	xx.xx	xx.xx	xx.xx	xx.xx
Others	xx.xx	xx.xx	xx.xx	xx.xx	xx.xx	xx.xx	xx.xx	xx.xx
Total	**xx.xx**	**xx.xx**	**xx.xx**	**xx.xx**	**xx.xx**	**xx.xx**	**xx.xx**	**xx.xx**

Sources & Evidence

1. Aviation security screening approved equipment list

   · Taxonomy evidence: The collection identifies LEDS for cabin baggage, with its linked guidance dated October xx.xx 2026. It does not establish the entire solid/powder analyzer extension. ([gov.uk](https://www.gov.uk/government/collections/aviation-security-screening-approved-equipment-list))

   · Taxonomy evidence: Liquid explosive detection systems are separately identified for cabin-baggage screening; this directly supports the liquid-analyzer portion of the offering. ([gov.uk](https://www.gov.uk/government/collections/aviation-security-screening-approved-equipment-list))

   · Evidence informing base-year allocation inputs; displayed values and growth are calculated: Liquid detectors are a distinct cabin-baggage category; the complete bulk-material extension remains modeled within the captured boundary. ([gov.uk](https://www.gov.uk/government/collections/aviation-security-screening-approved-equipment-list))

   · Evidence informing forecast-year allocation inputs; displayed values and growth are calculated: Liquid detectors are a distinct cabin-baggage category; the complete bulk-material extension remains modeled within the captured boundary. ([gov.uk](https://www.gov.uk/government/collections/aviation-security-screening-approved-equipment-list))

2. Liquid Explosive Detector, Bottle Liquid Scanner, Insight

   · Taxonomy evidence: Agilent's own airport-security offering identifies Insight alarm-resolution systems for liquids and expandable material-analysis applications. This corroborates a baggage-content analyzer offering without establishing the market's complete partition. ([agilent.com](https://www.agilent.com/en/product/molecular-spectroscopy/raman-spectroscopy/raman-aviation-security-systems/insight-series-alarm-resolution-systems))

3. EMA Liquid Explosive Detection System

   · Taxonomy evidence: CEIA's own EMA offering describes a dedicated liquid-container screening instrument for airport checkpoints. This corroborates the analyzer product category; its general electromagnetic description does not verify the exact dielectric/microwave platform classification. ([security.ceia-usa.com](https://security.ceia-usa.com/products/ema/))

4. House Report 119-173 - Department of Homeland Security Appropriations Bill, 2026

   · Evidence informing the 2030 market-value input; displayed series and growth include calculations: The aging installed fleet supports replacement demand, but does not establish the forecast's realization dates or annual purchasing rate. ([govinfo.gov](https://www.govinfo.gov/content/pkg/CRPT-119hrpt173/html/CRPT-119hrpt173.htm))

5. GAO-24-106573 - DHS Annual Assessment: Most Programs Are Meeting Current Goals, but Some Continue to Face Cost and Schedule Challenges

   · Evidence informing the 2026 market-value input; displayed series and growth include calculations: Reports plans for xx.xx checkpoint systems and xx.xx increment-one deployments by September 2023; supports an incomplete replacement cycle rather than universal CT adoption. ([gao.gov](https://www.gao.gov/assets/gao-xx.xx-xx.xx.pdf))

6. Global Airport Passenger Traffic Reaches Record 9.8 Billion in 2025, Airports Council International World reports
   - Evidence informing the 2026 market-value input; displayed series and growth include calculations: Reports cooling passenger-growth momentum in 2026, supporting moderation of traffic-driven equipment expansion despite continuing replacement demand. ([aci.aero](https://aci.aero/2026/xx.xx/xx.xx/global-airport-passenger-traffic-reaches-record-xx.xx-xx.xx-billion-in-2025-airports-council-international-world-reports/))
   - Evidence informing base-year allocation inputs; displayed values and growth are calculated: Full-year 2025 traffic weakness qualifies the mature-market expansion assumption.
   - Evidence informing forecast-year allocation inputs; displayed values and growth are calculated: Full-year 2025 traffic weakness qualifies the mature-market expansion assumption.
   - Evidence informing base-year allocation inputs; displayed values and growth are calculated: Full-year growth provides a regional direction check, not an equipment-share observation.
   - Evidence informing forecast-year allocation inputs; displayed values and growth are calculated: Full-year growth provides a regional direction check, not an equipment-share observation.
   - Evidence informing base-year allocation inputs; displayed values and growth are calculated: Full-year traffic growth constrains the regional demand premise.
   - Evidence informing forecast-year allocation inputs; displayed values and growth are calculated: Full-year traffic growth constrains the regional demand premise.
   - Evidence informing forecast-year allocation inputs; displayed values and growth are calculated: The reported first-half 2026 decline of xx.xx% constrains the recovery scenario.
   - Evidence informing base-year allocation inputs; displayed values and growth are calculated: Reported 2025 growth provides a demand-direction check; procurement intensity remains assumed.
   - Evidence informing forecast-year allocation inputs; displayed values and growth are calculated: Reported 2025 growth provides a demand-direction check; procurement intensity remains assumed.
   - Evidence informing base-year allocation inputs; displayed values and growth are calculated: Reported traffic momentum supports differentiated demand, not the final modeled forecast share.
   - Evidence informing forecast-year allocation inputs; displayed values and growth are calculated: Reported traffic momentum supports differentiated demand, not the final modeled forecast share.
7. Smiths Group PLC - Full Year Results for the 12 Months Ended 31 July 2025
   - Evidence informing the 2024 market-value input; displayed series and growth include calculations: Discloses aviation original-equipment revenue of xx.xx and aftermarket revenue of xx.xx for FY2024; supplies historical cycle proxies. ([www-live.smiths.com](https://www-live.smiths.com/media/snqpxwkd/smiths-group-plc-annual-results-2025-press-release.pdf))
   - Evidence informing the 2027 market-value input; displayed series and growth include calculations: Reports approximately xx.xx cumulative CTiX sales and continuing aviation upgrade demand; supports replacement activity, not an observed global forecast. ([www-live.smiths.com](https://www-live.smiths.com/media/snqpxwkd/smiths-group-plc-annual-results-2025-press-release.pdf))
8. Smiths Group PLC - Annual Report & Accounts FY2023
   - Evidence informing the 2022 market-value input; displayed series and growth include calculations: Reports FY2022 aviation original-equipment revenue of xx.xx, used as a dimensionless historical capital-cycle proxy. ([www-live.smiths.com](https://www-live.smiths.com/media/phjp1j44/smiths-annual-report-2023.pdf))
   - Evidence informing the 2023 market-value input; displayed series and growth include calculations: Reports FY2023 aviation original-equipment revenue of xx.xx and aftermarket revenue of xx.xx; supports the modeled recovery direction. ([www-live.smiths.com](https://www-live.smiths.com/media/phjp1j44/smiths-annual-report-2023.pdf))

9. Smiths Group PLC - Annual Report FY2022

· Evidence informing the 2021 market-value input; displayed series and growth include calculations: Reports FY2021 aviation revenue of xx.xx, providing a historical purchasing-cycle reference rather than a global observation. ([www-live.smiths.com](https://www-live.smiths.com/media/xjvdpblr/smiths-annual-report-2022-report.pdf))

· Evidence informing the 2022 market-value input; displayed series and growth include calculations: Reports FY2022 aviation revenue of xx.xx and continued weakness in aviation original equipment; supports a delayed capital-spending trough. ([www-live.smiths.com](https://www-live.smiths.com/media/xjvdpblr/smiths-annual-report-2022-report.pdf))

10. Smiths Group PLC - Annual Results for the Year Ended 31 July 2019

· Evidence informing the 2018 market-value input; displayed series and growth include calculations: Reports FY2018 aviation revenue of xx.xx, supplying the historical comparison underlying the backcast. ([smiths.com](https://www.smiths.com/media/u4wla1bw/smiths-group-plc-annual-results-2019-press-release.pdf))

· Evidence informing the 2019 market-value input; displayed series and growth include calculations: Reports FY2019 aviation revenue of xx.xx and customer delivery deferrals, qualifying a traffic-only growth model. ([smiths.com](https://www.smiths.com/media/u4wla1bw/smiths-group-plc-annual-results-2019-press-release.pdf))

· Evidence informing the 2020 market-value input; displayed series and growth include calculations: Identifies deliveries deferred into FY2020; supports the possibility of backlog-supported spending despite a contemporaneous traffic shock, not the exact modeled growth rate. ([smiths.com](https://www.smiths.com/media/u4wla1bw/smiths-group-plc-annual-results-2019-press-release.pdf))

11. ACI World - The High-Wire Balancing Act: Global Air Transport Demand in 2018 and 2019

· Evidence informing the 2017 market-value input; displayed series and growth include calculations: Reports xx.xx airport passengers and xx.xx% growth in 2018; the growth observation informs the 2017 backcast bridge. ([blog.aci.aero](https://blog.aci.aero/airport-economics/the-high-wire-balancing-act-global-air-transport-demand-in-2018-and-2019/))

· Evidence informing the 2018 market-value input; displayed series and growth include calculations: Provides the observed 2018 traffic-growth reference, not an equipment-market growth observation. ([blog.aci.aero](https://blog.aci.aero/airport-economics/the-high-wire-balancing-act-global-air-transport-demand-in-2018-and-2019/))

12. ICAO A42-WP/556 - State of the Industry and Outlook for Airport Traffic, Presented by ACI

· Evidence informing the 2020 market-value input; displayed series and growth include calculations: Records the collapse from xx.xx airport passengers in 2019 to xx.xx in 2020; constrains the shock and funding-risk interpretation. ([icao.int](https://www.icao.int/sites/default/files/Meetings/a42/Documents/WP/wp_556_en.pdf))

· Evidence informing the 2021 market-value input; displayed series and growth include calculations: Reports xx.xx airport passengers in 2021, supporting a prolonged funding and activity shock. ([icao.int](https://www.icao.int/sites/default/files/Meetings/a42/Documents/WP/wp_556_en.pdf))

· Evidence informing the 2023 market-value input; displayed series and growth include calculations: Reports xx.xx airport passengers in 2023; traffic recovery is distinguished from equipment purchasing. ([icao.int](https://www.icao.int/sites/default/files/Meetings/a42/Documents/WP/wp_556_en.pdf))

· Evidence informing the 2024 market-value input; displayed series and growth include calculations: Reports xx.xx airport passengers in 2024, providing a demand recovery cross-check. ([icao.int](https://www.icao.int/sites/default/files/Meetings/a42/Documents/WP/wp_556_en.pdf))

13. Port of Seattle - Baggage Handling System Optimization
    - Evidence informing the 2029 market-value input; displayed series and growth include calculations: Seattle plans to consolidate six baggage-screening systems, increase supported passenger capacity, and reduce screening-machine demand. Supports integration spending without one-for-one detector growth. ([portseattle.org](https://www.portseattle.org/projects/baggage-handling-system-optimization))
    - Evidence informing the 2032 market-value input; displayed series and growth include calculations: The consolidation example constrains equipment-volume assumptions; its whole baggage-handling project value is excluded from market sizing. ([portseattle.org](https://www.portseattle.org/projects/baggage-handling-system-optimization))
    - Evidence informing the 2040 market-value input; displayed series and growth include calculations: Provides a commercial counterexample to extrapolating passenger growth directly into machine counts throughout the long-range forecast. ([portseattle.org](https://www.portseattle.org/projects/baggage-handling-system-optimization))
14. Smiths Group PLC - Half Year Results for the Six Months Ended 31 January 2026
    - Evidence informing the 2026 market-value input; displayed series and growth include calculations: Reports xx.xx% organic growth for Smiths Detection in HY2026, with aviation checkpoint upgrades contributing. Supports a positive 2026 nowcast, not a directly observed global growth rate. ([www-live.smiths.com](https://www-live.smiths.com/media/villk35h/smiths-hy26-results-press-release.pdf))
15. ACI World - Biannual global air travel demand update, 30 September 2025
    - Evidence informing base-year allocation inputs; displayed values and growth are calculated: Regional traffic-scale input; geographic rebasing and spending intensities are modeled.
    - Evidence informing forecast-year allocation inputs; displayed values and growth are calculated: Regional traffic-scale input; geographic rebasing and spending intensities are modeled.
    - Evidence informing base-year allocation inputs; displayed values and growth are calculated: Regional traffic-scale input; Mexico is reassigned to its captured North American parent.
    - Evidence informing forecast-year allocation inputs; displayed values and growth are calculated: Regional traffic-scale input; Mexico is reassigned to its captured North American parent.
    - Evidence informing base-year allocation inputs; displayed values and growth are calculated: Regional traffic-scale input; source membership differs from the captured hierarchy.
    - Evidence informing forecast-year allocation inputs; displayed values and growth are calculated: Regional traffic-scale input; source membership differs from the captured hierarchy.
    - Evidence informing base-year allocation inputs; displayed values and growth are calculated: Regional traffic-scale input before the modeled Turkey and Israel bridge.
    - Evidence informing forecast-year allocation inputs; displayed values and growth are calculated: Regional traffic-scale input before the modeled Turkey and Israel bridge.
    - Evidence informing base-year allocation inputs; displayed values and growth are calculated: The xx.xx-million 2025 traffic estimate constrains the regional demand proxy, not equipment spending.
    - Evidence informing forecast-year allocation inputs; displayed values and growth are calculated: The xx.xx-million 2025 traffic estimate constrains the regional demand proxy, not equipment spending.
    - Evidence informing base-year allocation inputs; displayed values and growth are calculated: The xx.xx-billion 2025 traffic estimate constrains regional scale; forecast purchasing convergence is assumed.
    - Evidence informing forecast-year allocation inputs; displayed values and growth are calculated: The xx.xx-billion 2025 traffic estimate constrains regional scale; forecast purchasing convergence is assumed.

16. CATSA - 2025 Annual Report, Management's Discussion and Analysis
    - Evidence informing base-year allocation inputs; displayed values and growth are calculated: C$xx.xx EDS capital expenditure constrains the Canadian expenditure calibration; baggage attribution is modeled.
    - Evidence informing forecast-year allocation inputs; displayed values and growth are calculated: C$xx.xx EDS capital expenditure constrains the Canadian expenditure calibration; baggage attribution is modeled.
    - Evidence informing base-year allocation inputs; displayed values and growth are calculated: Buyer-spending calibration supports a premium regional equipment/support intensity, not an observed regional share.
    - Evidence informing forecast-year allocation inputs; displayed values and growth are calculated: Buyer-spending calibration supports a premium regional equipment/support intensity, not an observed regional share.
17. Leidos - Leidos wins TSA logistics contract, 23 January 2025
    - Evidence informing base-year allocation inputs; displayed values and growth are calculated: The eight-year, USD xx.xx maximum sustainment award covers xx.xx units at over xx.xx locations; scope and realization adjustments are modeled.
    - Evidence informing forecast-year allocation inputs; displayed values and growth are calculated: The eight-year, USD xx.xx maximum sustainment award covers xx.xx units at over xx.xx locations; scope and realization adjustments are modeled.
    - Evidence informing base-year allocation inputs; displayed values and growth are calculated: Supports recurring-support scale and manufacturer-coordination constraints, not unrestricted service access.
    - Evidence informing forecast-year allocation inputs; displayed values and growth are calculated: Supports recurring-support scale and manufacturer-coordination constraints, not unrestricted service access.
18. ACI-LAC - Air Traffic in Latin America and the Caribbean Maintains Growth Trajectory with a 5% Increase in 2025
    - Evidence informing base-year allocation inputs; displayed values and growth are calculated: Brazil's xx.xx-million airport-traffic aggregate constrains its demand scale; equipment intensity remains modeled.
    - Evidence informing forecast-year allocation inputs; displayed values and growth are calculated: Brazil's xx.xx-million airport-traffic aggregate constrains its demand scale; equipment intensity remains modeled.
    - Evidence informing base-year allocation inputs; displayed values and growth are calculated: Regional traffic evidence constrains the common country model while leaving uncatalogued activity.
    - Evidence informing forecast-year allocation inputs; displayed values and growth are calculated: Regional traffic evidence constrains the common country model while leaving uncatalogued activity.
19. Eurostat - Air passenger transport statistics, December 2025, Table 1: 2024 country traffic
    - Evidence informing base-year allocation inputs; displayed values and growth are calculated: Traffic primitive.
    - Evidence informing forecast-year allocation inputs; displayed values and growth are calculated: Traffic primitive.
20. Eurostat - Air passenger transport: data by month
    - Evidence informing base-year allocation inputs; displayed values and growth are calculated: Interim country changes inform assumed 2025 bridges; domestic endpoint and expenditure adjustments remain modeled.
    - Evidence informing forecast-year allocation inputs; displayed values and growth are calculated: Interim country changes inform assumed 2025 bridges; domestic endpoint and expenditure adjustments remain modeled.

21. ACI EUROPE - 2025 all about traffic resilience as Europe's airports welcomed an additional 100 million passengers
    - Evidence informing base-year allocation inputs; displayed values and growth are calculated: Country growth heterogeneity constrains the shared European purchasing model.
    - Evidence informing forecast-year allocation inputs; displayed values and growth are calculated: Country growth heterogeneity constrains the shared European purchasing model.
    - Evidence informing base-year allocation inputs; displayed values and growth are calculated: Published Russian weakness constrains, rather than validates, its working scale.
    - Evidence informing forecast-year allocation inputs; displayed values and growth are calculated: Published Russian weakness constrains, rather than validates, its working scale.
    - Evidence informing base-year allocation inputs; displayed values and growth are calculated: Annual growth input to the 2025 bridge.
    - Evidence informing forecast-year allocation inputs; displayed values and growth are calculated: Annual growth input to the 2025 bridge.
22. UK Civil Aviation Authority - UK aviation officially breaks records with over 300m passenger journeys in 2025
    - Evidence informing base-year allocation inputs; displayed values and growth are calculated: The xx.xx-million UK-and-Crown-Dependency headline constrains the modeled UK country traffic bridge.
    - Evidence informing forecast-year allocation inputs; displayed values and growth are calculated: The xx.xx-million UK-and-Crown-Dependency headline constrains the modeled UK country traffic bridge.
23. Fraport - AI for Monitoring Aviation Security, 22 January 2026
    - Evidence informing base-year allocation inputs; displayed values and growth are calculated: Over xx.xx CT scanners and approximately EUR xx.xx cumulative checkpoint investment support a premium installed-mix premise, not annual national revenue.
    - Evidence informing forecast-year allocation inputs; displayed values and growth are calculated: Over xx.xx CT scanners and approximately EUR xx.xx cumulative checkpoint investment support a premium installed-mix premise, not annual national revenue.
    - Evidence informing base-year allocation inputs; displayed values and growth are calculated: Quantified national deployment provides an independent test of heterogeneous European modernization.
    - Evidence informing forecast-year allocation inputs; displayed values and growth are calculated: Quantified national deployment provides an independent test of heterogeneous European modernization.
24. ECAC - Common Evaluation Process of security equipment
    - Evidence informing base-year allocation inputs; displayed values and growth are calculated: Evaluation is not national approval; no uniform cross-country market-access premium is assumed.
    - Evidence informing forecast-year allocation inputs; displayed values and growth are calculated: Evaluation is not national approval; no uniform cross-country market-access premium is assumed.
25. DHMİ - Havayolunda Cumhuriyet Tarihinin Rekoru, 9 January 2026
    - Evidence informing base-year allocation inputs; displayed values and growth are calculated: Supports the traffic rebasing into the captured Middle Eastern parent.
    - Evidence informing forecast-year allocation inputs; displayed values and growth are calculated: Supports the traffic rebasing into the captured Middle Eastern parent.
26. Smiths Detection - DAEP checkpoint screening contract for Dubai International Airport, 7 May 2025
    - Evidence informing base-year allocation inputs; displayed values and growth are calculated: Purchaser-specific award evidence supports a bounded premium-mix premise, not a GCC-wide allocation.
    - Evidence informing forecast-year allocation inputs; displayed values and growth are calculated: Purchaser-specific award evidence supports a bounded premium-mix premise, not a GCC-wide allocation.
27. Airports Company South Africa - Airport statistics
    - Evidence informing base-year allocation inputs; displayed values and growth are calculated: Provides an operating-network commercial anchor for the regional installed-base premise.
    - Evidence informing forecast-year allocation inputs; displayed values and growth are calculated: Provides an operating-network commercial anchor for the regional installed-base premise.

28. CAAC - 2025 Civil Aviation Industry Development Statistical Bulletin, 17 April 2026
- Evidence informing base-year allocation inputs; displayed values and growth are calculated: Reports xx.xx mainland airport movements and xx.xx transport airports in 2025; the Hong Kong/Macao extension is modeled.
- Evidence informing forecast-year allocation inputs; displayed values and growth are calculated: Reports xx.xx mainland airport movements and xx.xx transport airports in 2025; the Hong Kong/Macao extension is modeled.
- Evidence informing base-year allocation inputs; displayed values and growth are calculated: Large-market traffic and airport-network scale constrain the regional demand model.
- Evidence informing forecast-year allocation inputs; displayed values and growth are calculated: Large-market traffic and airport-network scale constrain the regional demand model.

29. Sydney Airport - Traffic and Operational Performance Q4 2025
- Evidence informing base-year allocation inputs; displayed values and growth are calculated: Sydney's xx.xx-million traffic and staged xx.xx-lane/six-of-seven-lane deployment constrain national scale and modernization assumptions.
- Evidence informing forecast-year allocation inputs; displayed values and growth are calculated: Sydney's xx.xx-million traffic and staged xx.xx-lane/six-of-seven-lane deployment constrain national scale and modernization assumptions.
- Evidence informing base-year allocation inputs; displayed values and growth are calculated: Quantified staged deployment supports regional heterogeneity, not a common modernization timetable.
- Evidence informing forecast-year allocation inputs; displayed values and growth are calculated: Quantified staged deployment supports regional heterogeneity, not a common modernization timetable.

30. U.S. Senator Michael Bennet - SAFEGUARDS Act announcement, 23 July 2025
- Evidence informing base-year allocation inputs; displayed values and growth are calculated: The xx.xx-airport and xx.xx-lane national footprint constrains minimum network support; proposed funding is not counted as realized revenue.
- Evidence informing forecast-year allocation inputs; displayed values and growth are calculated: The xx.xx-airport and xx.xx-lane national footprint constrains minimum network support; proposed funding is not counted as realized revenue.

7.2. System Services

Table 19. Global Airport Baggage Screening Systems Market, by System Services growth contribution, 2025-2032

Category	2025 value (USD Million)	2032 value (USD Million)	Added value (USD Million)	2025 share (%)	2032 share (%)	Change (pp)	Growth share (%)	CAGR (%)
Equipment Training Services	xx.xx	xx.xx	xx.xx	xx.xx	xx.xx	xx.xx	xx.xx	xx.xx
Installation, Integration, and Commissioning Services	xx.xx	xx.xx	xx.xx	xx.xx	xx.xx	xx.xx	xx.xx	xx.xx
Maintenance, Repair, and Technical Support	xx.xx	xx.xx	xx.xx	xx.xx	xx.xx	xx.xx	xx.xx	xx.xx
Planning and Engineering Services	xx.xx	xx.xx	xx.xx	xx.xx	xx.xx	xx.xx	xx.xx	xx.xx
Scope total	**xx.xx**	**xx.xx**	**xx.xx**	**xx.xx**	**xx.xx**	**xx.xx**	**xx.xx**	**xx.xx**

Table 20. Global Airport Baggage Screening Systems Market Size, by System Services, by Region, 2017-2040 (USD Million)

Region	2017	2024	2025	2026	2027	2032	2040	CAGR (%)
Africa	xx.xx	xx.xx	xx.xx	xx.xx	xx.xx	xx.xx	xx.xx	xx.xx
Asia-Pacific	xx.xx	xx.xx	xx.xx	xx.xx	xx.xx	xx.xx	xx.xx	xx.xx
Europe	xx.xx	xx.xx	xx.xx	xx.xx	xx.xx	xx.xx	xx.xx	xx.xx
Latin America	xx.xx	xx.xx	xx.xx	xx.xx	xx.xx	xx.xx	xx.xx	xx.xx
Middle East	xx.xx	xx.xx	xx.xx	xx.xx	xx.xx	xx.xx	xx.xx	xx.xx
North America	xx.xx	xx.xx	xx.xx	xx.xx	xx.xx	xx.xx	xx.xx	xx.xx
Total	**xx.xx**	**xx.xx**	**xx.xx**	**xx.xx**	**xx.xx**	**xx.xx**	**xx.xx**	**xx.xx**

Table 21. Global Airport Baggage Screening Systems Market Size, by System Services, by Group, 2017-2040 (USD Million)

Group	2017	2024	2025	2026	2027	2032	2040	CAGR (%)
ASEAN	xx.xx	xx.xx	xx.xx	xx.xx	xx.xx	xx.xx	xx.xx	xx.xx
BRICS	xx.xx	xx.xx	xx.xx	xx.xx	xx.xx	xx.xx	xx.xx	xx.xx
European Union	xx.xx	xx.xx	xx.xx	xx.xx	xx.xx	xx.xx	xx.xx	xx.xx
G7	xx.xx	xx.xx	xx.xx	xx.xx	xx.xx	xx.xx	xx.xx	xx.xx
GCC	xx.xx	xx.xx	xx.xx	xx.xx	xx.xx	xx.xx	xx.xx	xx.xx
NATO	xx.xx	xx.xx	xx.xx	xx.xx	xx.xx	xx.xx	xx.xx	xx.xx

Table 22. Global Airport Baggage Screening Systems Market Size, by System Services, by Country, 2017-2040 (USD Million)

Country	2017	2024	2025	2026	2027	2032	2040	CAGR (%)
Australia	xx.xx	xx.xx	xx.xx	xx.xx	xx.xx	xx.xx	xx.xx	xx.xx
Brazil	xx.xx	xx.xx	xx.xx	xx.xx	xx.xx	xx.xx	xx.xx	xx.xx
Canada	xx.xx	xx.xx	xx.xx	xx.xx	xx.xx	xx.xx	xx.xx	xx.xx
China	xx.xx	xx.xx	xx.xx	xx.xx	xx.xx	xx.xx	xx.xx	xx.xx
France	xx.xx	xx.xx	xx.xx	xx.xx	xx.xx	xx.xx	xx.xx	xx.xx
Germany	xx.xx	xx.xx	xx.xx	xx.xx	xx.xx	xx.xx	xx.xx	xx.xx
India	xx.xx	xx.xx	xx.xx	xx.xx	xx.xx	xx.xx	xx.xx	xx.xx
Italy	xx.xx	xx.xx	xx.xx	xx.xx	xx.xx	xx.xx	xx.xx	xx.xx
Japan	xx.xx	xx.xx	xx.xx	xx.xx	xx.xx	xx.xx	xx.xx	xx.xx
Mexico	xx.xx	xx.xx	xx.xx	xx.xx	xx.xx	xx.xx	xx.xx	xx.xx
Russia	xx.xx	xx.xx	xx.xx	xx.xx	xx.xx	xx.xx	xx.xx	xx.xx
South Korea	xx.xx	xx.xx	xx.xx	xx.xx	xx.xx	xx.xx	xx.xx	xx.xx
Spain	xx.xx	xx.xx	xx.xx	xx.xx	xx.xx	xx.xx	xx.xx	xx.xx
United Kingdom	xx.xx	xx.xx	xx.xx	xx.xx	xx.xx	xx.xx	xx.xx	xx.xx
United States	xx.xx	xx.xx	xx.xx	xx.xx	xx.xx	xx.xx	xx.xx	xx.xx
Others	xx.xx	xx.xx	xx.xx	xx.xx	xx.xx	xx.xx	xx.xx	xx.xx
Total	**xx.xx**	**xx.xx**	**xx.xx**	**xx.xx**	**xx.xx**	**xx.xx**	**xx.xx**	**xx.xx**

Sources & Evidence

1. Airport Security Equipment for Doncaster Sheffield Airport.
   · Taxonomy evidence: Installation, ongoing maintenance, and training are explicitly included in the proposed contract scope, distinct from equipment supply. ([find-tender.service.gov.uk](https://www.find-tender.service.gov.uk/Notice/xx.xx-2025?origin=SearchResults&p=xx.xx))
2. House Report 119-173 - Department of Homeland Security Appropriations Bill, 2026
   · Evidence informing the 2030 market-value input; displayed series and growth include calculations: The aging installed fleet supports replacement demand, but does not establish the forecast's realization dates or annual purchasing rate. ([govinfo.gov](https://www.govinfo.gov/content/pkg/CRPT-119hrpt173/html/CRPT-119hrpt173.htm))
3. GAO-24-106573 - DHS Annual Assessment: Most Programs Are Meeting Current Goals, but Some Continue to Face Cost and Schedule Challenges
   · Evidence informing the 2026 market-value input; displayed series and growth include calculations: Reports plans for xx.xx checkpoint systems and xx.xx increment-one deployments by September 2023; supports an incomplete replacement cycle rather than universal CT adoption. ([gao.gov](https://www.gao.gov/assets/gao-xx.xx-xx.xx.pdf))

4. Global Airport Passenger Traffic Reaches Record 9.8 Billion in 2025, Airports Council International World reports

   · Evidence informing the 2026 market-value input; displayed series and growth include calculations: Reports cooling passenger-growth momentum in 2026, supporting moderation of traffic-driven equipment expansion despite continuing replacement demand. ([aci.aero](https://aci.aero/2026/xx.xx/xx.xx/global-airport-passenger-traffic-reaches-record-xx.xx-xx.xx-billion-in-2025-airports-council-international-world-reports/))

   · Evidence informing base-year allocation inputs; displayed values and growth are calculated: Full-year 2025 traffic weakness qualifies the mature-market expansion assumption.

   · Evidence informing forecast-year allocation inputs; displayed values and growth are calculated: Full-year 2025 traffic weakness qualifies the mature-market expansion assumption.

   · Evidence informing base-year allocation inputs; displayed values and growth are calculated: Full-year growth provides a regional direction check, not an equipment-share observation.

   · Evidence informing forecast-year allocation inputs; displayed values and growth are calculated: Full-year growth provides a regional direction check, not an equipment-share observation.

   · Evidence informing base-year allocation inputs; displayed values and growth are calculated: Full-year traffic growth constrains the regional demand premise.

   · Evidence informing forecast-year allocation inputs; displayed values and growth are calculated: Full-year traffic growth constrains the regional demand premise.

   · Evidence informing forecast-year allocation inputs; displayed values and growth are calculated: The reported first-half 2026 decline of xx.xx% constrains the recovery scenario.

   · Evidence informing base-year allocation inputs; displayed values and growth are calculated: Reported 2025 growth provides a demand-direction check; procurement intensity remains assumed.

   · Evidence informing forecast-year allocation inputs; displayed values and growth are calculated: Reported 2025 growth provides a demand-direction check; procurement intensity remains assumed.

   · Evidence informing base-year allocation inputs; displayed values and growth are calculated: Reported traffic momentum supports differentiated demand, not the final modeled forecast share.

   · Evidence informing forecast-year allocation inputs; displayed values and growth are calculated: Reported traffic momentum supports differentiated demand, not the final modeled forecast share.

5. Smiths Group PLC - Full Year Results for the 12 Months Ended 31 July 2025

   · Evidence informing the 2024 market-value input; displayed series and growth include calculations: Discloses aviation original-equipment revenue of xx.xx and aftermarket revenue of xx.xx for FY2024; supplies historical cycle proxies. ([www-live.smiths.com](https://www-live.smiths.com/media/snqpxwkd/smiths-group-plc-annual-results-2025-press-release.pdf))

   · Evidence informing the 2027 market-value input; displayed series and growth include calculations: Reports approximately xx.xx cumulative CTiX sales and continuing aviation upgrade demand; supports replacement activity, not an observed global forecast. ([www-live.smiths.com](https://www-live.smiths.com/media/snqpxwkd/smiths-group-plc-annual-results-2025-press-release.pdf))

   · Evidence informing base-year allocation inputs; displayed values and growth are calculated: GBP xx.xx aviation aftermarket revenue supports lifecycle materiality while qualifying transfer of one supplier's mix to the global service allocation. ([www-live.smiths.com](https://www-live.smiths.com/media/snqpxwkd/smiths-group-plc-annual-results-2025-press-release.pdf))

   · Evidence informing forecast-year allocation inputs; displayed values and growth are calculated: GBP xx.xx aviation aftermarket revenue supports lifecycle materiality while qualifying transfer of one supplier's mix to the global service allocation. ([www-live.smiths.com](https://www-live.smiths.com/media/snqpxwkd/smiths-group-plc-annual-results-2025-press-release.pdf))

6. Smiths Group PLC - Annual Report & Accounts FY2023
   - Evidence informing the 2022 market-value input; displayed series and growth include calculations: Reports FY2022 aviation original-equipment revenue of xx.xx, used as a dimensionless historical capital-cycle proxy. ([www-live.smiths.com](https://www-live.smiths.com/media/phjp1j44/smiths-annual-report-2023.pdf))
   - Evidence informing the 2023 market-value input; displayed series and growth include calculations: Reports FY2023 aviation original-equipment revenue of xx.xx and aftermarket revenue of xx.xx; supports the modeled recovery direction. ([www-live.smiths.com](https://www-live.smiths.com/media/phjp1j44/smiths-annual-report-2023.pdf))
7. Smiths Group PLC - Annual Report FY2022
   - Evidence informing the 2021 market-value input; displayed series and growth include calculations: Reports FY2021 aviation revenue of xx.xx, providing a historical purchasing-cycle reference rather than a global observation. ([www-live.smiths.com](https://www-live.smiths.com/media/xjvdpblr/smiths-annual-report-2022-report.pdf))
   - Evidence informing the 2022 market-value input; displayed series and growth include calculations: Reports FY2022 aviation revenue of xx.xx and continued weakness in aviation original equipment; supports a delayed capital-spending trough. ([www-live.smiths.com](https://www-live.smiths.com/media/xjvdpblr/smiths-annual-report-2022-report.pdf))
8. Smiths Group PLC - Annual Results for the Year Ended 31 July 2019
   - Evidence informing the 2018 market-value input; displayed series and growth include calculations: Reports FY2018 aviation revenue of xx.xx, supplying the historical comparison underlying the backcast. ([smiths.com](https://www.smiths.com/media/u4wla1bw/smiths-group-plc-annual-results-2019-press-release.pdf))
   - Evidence informing the 2019 market-value input; displayed series and growth include calculations: Reports FY2019 aviation revenue of xx.xx and customer delivery deferrals, qualifying a traffic-only growth model. ([smiths.com](https://www.smiths.com/media/u4wla1bw/smiths-group-plc-annual-results-2019-press-release.pdf))
   - Evidence informing the 2020 market-value input; displayed series and growth include calculations: Identifies deliveries deferred into FY2020; supports the possibility of backlog-supported spending despite a contemporaneous traffic shock, not the exact modeled growth rate. ([smiths.com](https://www.smiths.com/media/u4wla1bw/smiths-group-plc-annual-results-2019-press-release.pdf))
9. ACI World - The High-Wire Balancing Act: Global Air Transport Demand in 2018 and 2019
   - Evidence informing the 2017 market-value input; displayed series and growth include calculations: Reports xx.xx airport passengers and xx.xx% growth in 2018; the growth observation informs the 2017 backcast bridge. ([blog.aci.aero](https://blog.aci.aero/airport-economics/the-high-wire-balancing-act-global-air-transport-demand-in-2018-and-2019/))
   - Evidence informing the 2018 market-value input; displayed series and growth include calculations: Provides the observed 2018 traffic-growth reference, not an equipment-market growth observation. ([blog.aci.aero](https://blog.aci.aero/airport-economics/the-high-wire-balancing-act-global-air-transport-demand-in-2018-and-2019/))
10. ICAO A42-WP/556 - State of the Industry and Outlook for Airport Traffic, Presented by ACI
    - Evidence informing the 2020 market-value input; displayed series and growth include calculations: Records the collapse from xx.xx airport passengers in 2019 to xx.xx in 2020; constrains the shock and funding-risk interpretation. ([icao.int](https://www.icao.int/sites/default/files/Meetings/a42/Documents/WP/wp_556_en.pdf))
    - Evidence informing the 2021 market-value input; displayed series and growth include calculations: Reports xx.xx airport passengers in 2021, supporting a prolonged funding and activity shock. ([icao.int](https://www.icao.int/sites/default/files/Meetings/a42/Documents/WP/wp_556_en.pdf))
    - Evidence informing the 2023 market-value input; displayed series and growth include calculations: Reports xx.xx airport passengers in 2023; traffic recovery is distinguished from equipment purchasing. ([icao.int](https://www.icao.int/sites/default/files/Meetings/a42/Documents/WP/wp_556_en.pdf))
    - Evidence informing the 2024 market-value input; displayed series and growth include calculations: Reports xx.xx airport passengers in 2024, providing a demand recovery cross-check. ([icao.int](https://www.icao.int/sites/default/files/Meetings/a42/Documents/WP/wp_556_en.pdf))

11. Port of Seattle - Baggage Handling System Optimization
    - Evidence informing the 2029 market-value input; displayed series and growth include calculations: Seattle plans to consolidate six baggage-screening systems, increase supported passenger capacity, and reduce screening-machine demand. Supports integration spending without one-for-one detector growth. ([portseattle.org](https://www.portseattle.org/projects/baggage-handling-system-optimization))
    - Evidence informing the 2032 market-value input; displayed series and growth include calculations: The consolidation example constrains equipment-volume assumptions; its whole baggage-handling project value is excluded from market sizing. ([portseattle.org](https://www.portseattle.org/projects/baggage-handling-system-optimization))
    - Evidence informing the 2040 market-value input; displayed series and growth include calculations: Provides a commercial counterexample to extrapolating passenger growth directly into machine counts throughout the long-range forecast. ([portseattle.org](https://www.portseattle.org/projects/baggage-handling-system-optimization))
    - Evidence informing forecast-year allocation inputs; displayed values and growth are calculated: Brownfield consolidation supports the integration-demand premise, not the forecast's exact service growth factor. ([portseattle.org](https://www.portseattle.org/projects/baggage-handling-system-optimization))
12. Smiths Group PLC - Half Year Results for the Six Months Ended 31 January 2026
    - Evidence informing the 2026 market-value input; displayed series and growth include calculations: Reports xx.xx% organic growth for Smiths Detection in HY2026, with aviation checkpoint upgrades contributing. Supports a positive 2026 nowcast, not a directly observed global growth rate. ([www-live.smiths.com](https://www-live.smiths.com/media/villk35h/smiths-hy26-results-press-release.pdf))
13. ACI World - Biannual global air travel demand update, 30 September 2025
    - Evidence informing base-year allocation inputs; displayed values and growth are calculated: Regional traffic-scale input; geographic rebasing and spending intensities are modeled.
    - Evidence informing forecast-year allocation inputs; displayed values and growth are calculated: Regional traffic-scale input; geographic rebasing and spending intensities are modeled.
    - Evidence informing base-year allocation inputs; displayed values and growth are calculated: Regional traffic-scale input; Mexico is reassigned to its captured North American parent.
    - Evidence informing forecast-year allocation inputs; displayed values and growth are calculated: Regional traffic-scale input; Mexico is reassigned to its captured North American parent.
    - Evidence informing base-year allocation inputs; displayed values and growth are calculated: Regional traffic-scale input; source membership differs from the captured hierarchy.
    - Evidence informing forecast-year allocation inputs; displayed values and growth are calculated: Regional traffic-scale input; source membership differs from the captured hierarchy.
    - Evidence informing base-year allocation inputs; displayed values and growth are calculated: Regional traffic-scale input before the modeled Turkey and Israel bridge.
    - Evidence informing forecast-year allocation inputs; displayed values and growth are calculated: Regional traffic-scale input before the modeled Turkey and Israel bridge.
    - Evidence informing base-year allocation inputs; displayed values and growth are calculated: The xx.xx-million 2025 traffic estimate constrains the regional demand proxy, not equipment spending.
    - Evidence informing forecast-year allocation inputs; displayed values and growth are calculated: The xx.xx-million 2025 traffic estimate constrains the regional demand proxy, not equipment spending.
    - Evidence informing base-year allocation inputs; displayed values and growth are calculated: The xx.xx-billion 2025 traffic estimate constrains regional scale; forecast purchasing convergence is assumed.
    - Evidence informing forecast-year allocation inputs; displayed values and growth are calculated: The xx.xx-billion 2025 traffic estimate constrains regional scale; forecast purchasing convergence is assumed.

14. CATSA - 2025 Annual Report, Management's Discussion and Analysis
    - Evidence informing base-year allocation inputs; displayed values and growth are calculated: C$xx.xx EDS capital expenditure constrains the Canadian expenditure calibration; baggage attribution is modeled.
    - Evidence informing forecast-year allocation inputs; displayed values and growth are calculated: C$xx.xx EDS capital expenditure constrains the Canadian expenditure calibration; baggage attribution is modeled.
    - Evidence informing base-year allocation inputs; displayed values and growth are calculated: Buyer-spending calibration supports a premium regional equipment/support intensity, not an observed regional share.
    - Evidence informing forecast-year allocation inputs; displayed values and growth are calculated: Buyer-spending calibration supports a premium regional equipment/support intensity, not an observed regional share.
    - Evidence informing base-year allocation inputs; displayed values and growth are calculated: EDS capital expenditure of C$xx.xx includes equipment and installation/integration and supplies the training-calibration denominator, subject to baggage attribution. ([catsa-acsta.gc.ca](https://www.catsa-acsta.gc.ca/en/publications/2025-annual-report/management-discussion-and-analysis))
    - Evidence informing forecast-year allocation inputs; displayed values and growth are calculated: EDS capital expenditure of C$xx.xx includes equipment and installation/integration and supplies the training-calibration denominator, subject to baggage attribution. ([catsa-acsta.gc.ca](https://www.catsa-acsta.gc.ca/en/publications/2025-annual-report/management-discussion-and-analysis))
    - Evidence informing base-year allocation inputs; displayed values and growth are calculated: The capital definition includes associated installation and integration, supporting the distinction between deployment services and equipment value. ([catsa-acsta.gc.ca](https://www.catsa-acsta.gc.ca/en/publications/2025-annual-report/management-discussion-and-analysis))
    - Evidence informing forecast-year allocation inputs; displayed values and growth are calculated: The capital definition includes associated installation and integration, supporting the distinction between deployment services and equipment value. ([catsa-acsta.gc.ca](https://www.catsa-acsta.gc.ca/en/publications/2025-annual-report/management-discussion-and-analysis))
15. Leidos - Leidos wins TSA logistics contract, 23 January 2025
    - Evidence informing base-year allocation inputs; displayed values and growth are calculated: The eight-year, USD xx.xx maximum sustainment award covers xx.xx units at over xx.xx locations; scope and realization adjustments are modeled.
    - Evidence informing forecast-year allocation inputs; displayed values and growth are calculated: The eight-year, USD xx.xx maximum sustainment award covers xx.xx units at over xx.xx locations; scope and realization adjustments are modeled.
    - Evidence informing base-year allocation inputs; displayed values and growth are calculated: Supports recurring-support scale and manufacturer-coordination constraints, not unrestricted service access.
    - Evidence informing forecast-year allocation inputs; displayed values and growth are calculated: Supports recurring-support scale and manufacturer-coordination constraints, not unrestricted service access.
16. ACI-LAC - Air Traffic in Latin America and the Caribbean Maintains Growth Trajectory with a 5% Increase in 2025
    - Evidence informing base-year allocation inputs; displayed values and growth are calculated: Brazil's xx.xx-million airport-traffic aggregate constrains its demand scale; equipment intensity remains modeled.
    - Evidence informing forecast-year allocation inputs; displayed values and growth are calculated: Brazil's xx.xx-million airport-traffic aggregate constrains its demand scale; equipment intensity remains modeled.
    - Evidence informing base-year allocation inputs; displayed values and growth are calculated: Regional traffic evidence constrains the common country model while leaving uncatalogued activity.
    - Evidence informing forecast-year allocation inputs; displayed values and growth are calculated: Regional traffic evidence constrains the common country model while leaving uncatalogued activity.

17. Eurostat - Air passenger transport statistics, December 2025, Table 1: 2024 country traffic
    - Evidence informing base-year allocation inputs; displayed values and growth are calculated: Traffic primitive.
    - Evidence informing forecast-year allocation inputs; displayed values and growth are calculated: Traffic primitive.
18. Eurostat - Air passenger transport: data by month
    - Evidence informing base-year allocation inputs; displayed values and growth are calculated: Interim country changes inform assumed 2025 bridges; domestic endpoint and expenditure adjustments remain modeled.
    - Evidence informing forecast-year allocation inputs; displayed values and growth are calculated: Interim country changes inform assumed 2025 bridges; domestic endpoint and expenditure adjustments remain modeled.
19. ACI EUROPE - 2025 all about traffic resilience as Europe's airports welcomed an additional 100 million passengers
    - Evidence informing base-year allocation inputs; displayed values and growth are calculated: Country growth heterogeneity constrains the shared European purchasing model.
    - Evidence informing forecast-year allocation inputs; displayed values and growth are calculated: Country growth heterogeneity constrains the shared European purchasing model.
    - Evidence informing base-year allocation inputs; displayed values and growth are calculated: Published Russian weakness constrains, rather than validates, its working scale.
    - Evidence informing forecast-year allocation inputs; displayed values and growth are calculated: Published Russian weakness constrains, rather than validates, its working scale.
    - Evidence informing base-year allocation inputs; displayed values and growth are calculated: Annual growth input to the 2025 bridge.
    - Evidence informing forecast-year allocation inputs; displayed values and growth are calculated: Annual growth input to the 2025 bridge.
20. UK Civil Aviation Authority - UK aviation officially breaks records with over 300m passenger journeys in 2025
    - Evidence informing base-year allocation inputs; displayed values and growth are calculated: The xx.xx-million UK-and-Crown-Dependency headline constrains the modeled UK country traffic bridge.
    - Evidence informing forecast-year allocation inputs; displayed values and growth are calculated: The xx.xx-million UK-and-Crown-Dependency headline constrains the modeled UK country traffic bridge.
21. Fraport - AI for Monitoring Aviation Security, 22 January 2026
    - Evidence informing base-year allocation inputs; displayed values and growth are calculated: Over xx.xx CT scanners and approximately EUR xx.xx cumulative checkpoint investment support a premium installed-mix premise, not annual national revenue.
    - Evidence informing forecast-year allocation inputs; displayed values and growth are calculated: Over xx.xx CT scanners and approximately EUR xx.xx cumulative checkpoint investment support a premium installed-mix premise, not annual national revenue.
    - Evidence informing base-year allocation inputs; displayed values and growth are calculated: Quantified national deployment provides an independent test of heterogeneous European modernization.
    - Evidence informing forecast-year allocation inputs; displayed values and growth are calculated: Quantified national deployment provides an independent test of heterogeneous European modernization.
22. ECAC - Common Evaluation Process of security equipment
    - Evidence informing base-year allocation inputs; displayed values and growth are calculated: Evaluation is not national approval; no uniform cross-country market-access premium is assumed.
    - Evidence informing forecast-year allocation inputs; displayed values and growth are calculated: Evaluation is not national approval; no uniform cross-country market-access premium is assumed.
23. DHMİ - Havayolunda Cumhuriyet Tarihinin Rekoru, 9 January 2026
    - Evidence informing base-year allocation inputs; displayed values and growth are calculated: Supports the traffic rebasing into the captured Middle Eastern parent.
    - Evidence informing forecast-year allocation inputs; displayed values and growth are calculated: Supports the traffic rebasing into the captured Middle Eastern parent.

24. Smiths Detection - DAEP checkpoint screening contract for Dubai International Airport, 7 May 2025
- Evidence informing base-year allocation inputs; displayed values and growth are calculated: Purchaser-specific award evidence supports a bounded premium-mix premise, not a GCC-wide allocation.
- Evidence informing forecast-year allocation inputs; displayed values and growth are calculated: Purchaser-specific award evidence supports a bounded premium-mix premise, not a GCC-wide allocation.

25. Airports Company South Africa - Airport statistics
- Evidence informing base-year allocation inputs; displayed values and growth are calculated: Provides an operating-network commercial anchor for the regional installed-base premise.
- Evidence informing forecast-year allocation inputs; displayed values and growth are calculated: Provides an operating-network commercial anchor for the regional installed-base premise.

26. CAAC - 2025 Civil Aviation Industry Development Statistical Bulletin, 17 April 2026
- Evidence informing base-year allocation inputs; displayed values and growth are calculated: Reports xx.xx mainland airport movements and xx.xx transport airports in 2025; the Hong Kong/Macao extension is modeled.
- Evidence informing forecast-year allocation inputs; displayed values and growth are calculated: Reports xx.xx mainland airport movements and xx.xx transport airports in 2025; the Hong Kong/Macao extension is modeled.
- Evidence informing base-year allocation inputs; displayed values and growth are calculated: Large-market traffic and airport-network scale constrain the regional demand model.
- Evidence informing forecast-year allocation inputs; displayed values and growth are calculated: Large-market traffic and airport-network scale constrain the regional demand model.

27. Sydney Airport - Traffic and Operational Performance Q4 2025
- Evidence informing base-year allocation inputs; displayed values and growth are calculated: Sydney's xx.xx-million traffic and staged xx.xx-lane/six-of-seven-lane deployment constrain national scale and modernization assumptions.
- Evidence informing forecast-year allocation inputs; displayed values and growth are calculated: Sydney's xx.xx-million traffic and staged xx.xx-lane/six-of-seven-lane deployment constrain national scale and modernization assumptions.
- Evidence informing base-year allocation inputs; displayed values and growth are calculated: Quantified staged deployment supports regional heterogeneity, not a common modernization timetable.
- Evidence informing forecast-year allocation inputs; displayed values and growth are calculated: Quantified staged deployment supports regional heterogeneity, not a common modernization timetable.

28. U.S. Senator Michael Bennet - SAFEGUARDS Act announcement, 23 July 2025
- Evidence informing base-year allocation inputs; displayed values and growth are calculated: The xx.xx-airport and xx.xx-lane national footprint constrains minimum network support; proposed funding is not counted as realized revenue.
- Evidence informing forecast-year allocation inputs; displayed values and growth are calculated: The xx.xx-airport and xx.xx-lane national footprint constrains minimum network support; proposed funding is not counted as realized revenue.

29. CATSA 2025 Annual Report - Notes to the Financial Statements
    - Evidence informing base-year allocation inputs; displayed values and growth are calculated: FY2024/xx.xx accounts disclose C$xx.xx maintenance/spares and C$xx.xx training/certification, supporting the service-budget calibration but not global baggage-only shares. ([catsa-acsta.gc.ca](https://www.catsa-acsta.gc.ca/en/publications/2025-annual-report/notes-financial-statements))
    - Evidence informing forecast-year allocation inputs; displayed values and growth are calculated: FY2024/xx.xx accounts disclose C$xx.xx maintenance/spares and C$xx.xx training/certification, supporting the service-budget calibration but not global baggage-only shares. ([catsa-acsta.gc.ca](https://www.catsa-acsta.gc.ca/en/publications/2025-annual-report/notes-financial-statements))
    - Evidence informing base-year allocation inputs; displayed values and growth are calculated: Maintenance and spare parts are combined in the accounts; the labor-versus-goods split therefore remains modeled. ([catsa-acsta.gc.ca](https://www.catsa-acsta.gc.ca/en/publications/2025-annual-report/notes-financial-statements))
    - Evidence informing forecast-year allocation inputs; displayed values and growth are calculated: Maintenance and spare parts are combined in the accounts; the labor-versus-goods split therefore remains modeled. ([catsa-acsta.gc.ca](https://www.catsa-acsta.gc.ca/en/publications/2025-annual-report/notes-financial-statements))
    - Evidence informing base-year allocation inputs; displayed values and growth are calculated: The C$xx.xx training/certification expense supplies the numerator of the adjusted training-to-capital proxy. ([catsa-acsta.gc.ca](https://www.catsa-acsta.gc.ca/en/publications/2025-annual-report/notes-financial-statements))
    - Evidence informing forecast-year allocation inputs; displayed values and growth are calculated: The C$xx.xx training/certification expense supplies the numerator of the adjusted training-to-capital proxy. ([catsa-acsta.gc.ca](https://www.catsa-acsta.gc.ca/en/publications/2025-annual-report/notes-financial-statements))
30. Quantifying the Impacts of Delayed Maintenance of Airport Assets: A Guide - Chapter 6, Baggage Handling Systems
    - Evidence informing base-year allocation inputs; displayed values and growth are calculated: The baggage-handling cost study uses a modeled xx.xx% labor share, adopted only as an adjacent support-cost proxy. ([nationalacademies.org](https://www.nationalacademies.org/read/xx.xx/chapter/xx.xx))
    - Evidence informing forecast-year allocation inputs; displayed values and growth are calculated: The baggage-handling cost study uses a modeled xx.xx% labor share, adopted only as an adjacent support-cost proxy. ([nationalacademies.org](https://www.nationalacademies.org/read/xx.xx/chapter/xx.xx))
31. Procurement of Next Generation Security Checkpoint Equipment - Contract Award Notice
    - Evidence informing base-year allocation inputs; displayed values and growth are calculated: Supply, installation and commissioning are included deliverables, supporting deployment-service attribution without establishing its percentage. ([sell2wales.gov.wales](https://www.sell2wales.gov.wales/search/show/search_view.aspx?ID=NOV417275))
    - Evidence informing forecast-year allocation inputs; displayed values and growth are calculated: Supply, installation and commissioning are included deliverables, supporting deployment-service attribution without establishing its percentage. ([sell2wales.gov.wales](https://www.sell2wales.gov.wales/search/show/search_view.aspx?ID=NOV417275))

32. Smiths Detection - Service
    - Evidence informing base-year allocation inputs; displayed values and growth are calculated: Inclusive capital-equipment support covers labor and parts, requiring a single-count economic allocation across services and goods. ([smithsdetection.com](https://www.smithsdetection.com/service/))
    - Evidence informing forecast-year allocation inputs; displayed values and growth are calculated: Inclusive capital-equipment support covers labor and parts, requiring a single-count economic allocation across services and goods. ([smithsdetection.com](https://www.smithsdetection.com/service/))
    - Evidence informing base-year allocation inputs; displayed values and growth are calculated: Equipment-specific training and certification are commercial offerings distinct from routine screening staffing. ([smithsdetection.com](https://www.smithsdetection.com/service/))
    - Evidence informing forecast-year allocation inputs; displayed values and growth are calculated: Equipment-specific training and certification are commercial offerings distinct from routine screening staffing. ([smithsdetection.com](https://www.smithsdetection.com/service/))
33. Hold baggage screening upgrade, Dublin and Cork Airports, Ireland
    - Evidence informing base-year allocation inputs; displayed values and growth are calculated: Separate professional-service appointments cover project controls, design oversight and interface management; the broader construction budget is not used as screening-service revenue. ([neccontract.com](https://www.neccontract.com/projects/hold-baggage-screening-upgrade-dublin-and-cork-airports-ireland))
    - Evidence informing forecast-year allocation inputs; displayed values and growth are calculated: Separate professional-service appointments cover project controls, design oversight and interface management; the broader construction budget is not used as screening-service revenue. ([neccontract.com](https://www.neccontract.com/projects/hold-baggage-screening-upgrade-dublin-and-cork-airports-ireland))

7.2.1. Maintenance, Repair, and Technical Support

Table 23. Global Airport Baggage Screening Systems Market Size, by Maintenance, Repair, and Technical Support, by Region, 2017-2040 (USD Million)

Region	2017	2024	2025	2026	2027	2032	2040	CAGR (%)
Africa	xx.xx	xx.xx	xx.xx	xx.xx	xx.xx	xx.xx	xx.xx	xx.xx
Asia-Pacific	xx.xx	xx.xx	xx.xx	xx.xx	xx.xx	xx.xx	xx.xx	xx.xx
Europe	xx.xx	xx.xx	xx.xx	xx.xx	xx.xx	xx.xx	xx.xx	xx.xx
Latin America	xx.xx	xx.xx	xx.xx	xx.xx	xx.xx	xx.xx	xx.xx	xx.xx
Middle East	xx.xx	xx.xx	xx.xx	xx.xx	xx.xx	xx.xx	xx.xx	xx.xx
North America	xx.xx	xx.xx	xx.xx	xx.xx	xx.xx	xx.xx	xx.xx	xx.xx
Total	**xx.xx**	**xx.xx**	**xx.xx**	**xx.xx**	**xx.xx**	**xx.xx**	**xx.xx**	**xx.xx**

Table 24. Global Airport Baggage Screening Systems Market Size, by Maintenance, Repair, and Technical Support, by Group, 2017-2040 (USD Million)

Group	2017	2024	2025	2026	2027	2032	2040	CAGR (%)
ASEAN	xx.xx	xx.xx	xx.xx	xx.xx	xx.xx	xx.xx	xx.xx	xx.xx
BRICS	xx.xx	xx.xx	xx.xx	xx.xx	xx.xx	xx.xx	xx.xx	xx.xx
European Union	xx.xx	xx.xx	xx.xx	xx.xx	xx.xx	xx.xx	xx.xx	xx.xx
G7	xx.xx	xx.xx	xx.xx	xx.xx	xx.xx	xx.xx	xx.xx	xx.xx
GCC	xx.xx	xx.xx	xx.xx	xx.xx	xx.xx	xx.xx	xx.xx	xx.xx
NATO	xx.xx	xx.xx	xx.xx	xx.xx	xx.xx	xx.xx	xx.xx	xx.xx

Table 25. Global Airport Baggage Screening Systems Market Size, by Maintenance, Repair, and Technical Support, by Country, 2017-2040 (USD Million)

Country	2017	2024	2025	2026	2027	2032	2040	CAGR (%)
Australia	xx.xx	xx.xx	xx.xx	xx.xx	xx.xx	xx.xx	xx.xx	xx.xx
Brazil	xx.xx	xx.xx	xx.xx	xx.xx	xx.xx	xx.xx	xx.xx	xx.xx
Canada	xx.xx	xx.xx	xx.xx	xx.xx	xx.xx	xx.xx	xx.xx	xx.xx
China	xx.xx	xx.xx	xx.xx	xx.xx	xx.xx	xx.xx	xx.xx	xx.xx
France	xx.xx	xx.xx	xx.xx	xx.xx	xx.xx	xx.xx	xx.xx	xx.xx
Germany	xx.xx	xx.xx	xx.xx	xx.xx	xx.xx	xx.xx	xx.xx	xx.xx
India	xx.xx	xx.xx	xx.xx	xx.xx	xx.xx	xx.xx	xx.xx	xx.xx
Italy	xx.xx	xx.xx	xx.xx	xx.xx	xx.xx	xx.xx	xx.xx	xx.xx
Japan	xx.xx	xx.xx	xx.xx	xx.xx	xx.xx	xx.xx	xx.xx	xx.xx
Mexico	xx.xx	xx.xx	xx.xx	xx.xx	xx.xx	xx.xx	xx.xx	xx.xx
Russia	xx.xx	xx.xx	xx.xx	xx.xx	xx.xx	xx.xx	xx.xx	xx.xx
South Korea	xx.xx	xx.xx	xx.xx	xx.xx	xx.xx	xx.xx	xx.xx	xx.xx
Spain	xx.xx	xx.xx	xx.xx	xx.xx	xx.xx	xx.xx	xx.xx	xx.xx
United Kingdom	xx.xx	xx.xx	xx.xx	xx.xx	xx.xx	xx.xx	xx.xx	xx.xx
United States	xx.xx	xx.xx	xx.xx	xx.xx	xx.xx	xx.xx	xx.xx	xx.xx
Others	xx.xx	xx.xx	xx.xx	xx.xx	xx.xx	xx.xx	xx.xx	xx.xx
Total	**xx.xx**	**xx.xx**	**xx.xx**	**xx.xx**	**xx.xx**	**xx.xx**	**xx.xx**	**xx.xx**

Sources & Evidence

1. CATSA 2025 Annual Report - Notes to the Financial Statements

   · Taxonomy evidence: The notes describe vendor commitments for screening-equipment maintenance and spare parts, independently corroborating technical lifecycle spending. ([catsa-acsta.gc.ca](https://www.catsa-acsta.gc.ca/en/publications/2025-annual-report/notes-financial-statements))

   · Evidence informing base-year allocation inputs; displayed values and growth are calculated: Maintenance and spare parts are combined in the accounts; the labor-versus-goods split therefore remains modeled. ([catsa-acsta.gc.ca](https://www.catsa-acsta.gc.ca/en/publications/2025-annual-report/notes-financial-statements))

   · Evidence informing forecast-year allocation inputs; displayed values and growth are calculated: Maintenance and spare parts are combined in the accounts; the labor-versus-goods split therefore remains modeled. ([catsa-acsta.gc.ca](https://www.catsa-acsta.gc.ca/en/publications/2025-annual-report/notes-financial-statements))

2. GETS - Civil Aviation Authority - Holdstow Baggage Screening Equipment, RFx 33811330

   · Taxonomy evidence: A supporting maintenance and support agreement is expressly required alongside the detector procurement. ([gets.govt.nz](https://www.gets.govt.nz/CAA/ExternalTenderDetails.htm?id=xx.xx))

3. Airport Security Equipment for Doncaster Sheffield Airport.

   · Taxonomy evidence: Ongoing equipment maintenance is included as a prospective contract service. ([find-tender.service.gov.uk](https://www.find-tender.service.gov.uk/Notice/xx.xx-2025?origin=SearchResults&p=xx.xx))

4. CATSA Functions, Programs and Activities

   · Taxonomy evidence: Equipment maintenance is explicitly included in CATSA's hold-baggage activity boundary. ([catsa-acsta.gc.ca](https://www.catsa-acsta.gc.ca/en/publications/catsa-functions-programs-and-activities))

5. House Report 119-173 - Department of Homeland Security Appropriations Bill, 2026

   · Evidence informing the 2030 market-value input; displayed series and growth include calculations: The aging installed fleet supports replacement demand, but does not establish the forecast's realization dates or annual purchasing rate. ([govinfo.gov](https://www.govinfo.gov/content/pkg/CRPT-119hrpt173/html/CRPT-119hrpt173.htm))

6. GAO-24-106573 - DHS Annual Assessment: Most Programs Are Meeting Current Goals, but Some Continue to Face Cost and Schedule Challenges

   · Evidence informing the 2026 market-value input; displayed series and growth include calculations: Reports plans for xx.xx checkpoint systems and xx.xx increment-one deployments by September 2023; supports an incomplete replacement cycle rather than universal CT adoption. ([gao.gov](https://www.gao.gov/assets/gao-xx.xx-xx.xx.pdf))

7. Global Airport Passenger Traffic Reaches Record 9.8 Billion in 2025, Airports Council International World reports

   · Evidence informing the 2026 market-value input; displayed series and growth include calculations: Reports cooling passenger-growth momentum in 2026, supporting moderation of traffic-driven equipment expansion despite continuing replacement demand. ([aci.aero](https://aci.aero/2026/xx.xx/xx.xx/global-airport-passenger-traffic-reaches-record-xx.xx-xx.xx-billion-in-2025-airports-council-international-world-reports/))

   · Evidence informing base-year allocation inputs; displayed values and growth are calculated: Full-year 2025 traffic weakness qualifies the mature-market expansion assumption.

   · Evidence informing forecast-year allocation inputs; displayed values and growth are calculated: Full-year 2025 traffic weakness qualifies the mature-market expansion assumption.

   · Evidence informing base-year allocation inputs; displayed values and growth are calculated: Full-year growth provides a regional direction check, not an equipment-share observation.

   · Evidence informing forecast-year allocation inputs; displayed values and growth are calculated: Full-year growth provides a regional direction check, not an equipment-share observation.

   · Evidence informing base-year allocation inputs; displayed values and growth are calculated: Full-year traffic growth constrains the regional demand premise.

   · Evidence informing forecast-year allocation inputs; displayed values and growth are calculated: Full-year traffic growth constrains the regional demand premise.

   · Evidence informing forecast-year allocation inputs; displayed values and growth are calculated: The reported first-half 2026 decline of xx.xx% constrains the recovery scenario.

   · Evidence informing base-year allocation inputs; displayed values and growth are calculated: Reported 2025 growth provides a demand-direction check; procurement intensity remains assumed.

   · Evidence informing forecast-year allocation inputs; displayed values and growth are calculated: Reported 2025 growth provides a demand-direction check; procurement intensity remains assumed.

   · Evidence informing base-year allocation inputs; displayed values and growth are calculated: Reported traffic momentum supports differentiated demand, not the final modeled forecast share.

   · Evidence informing forecast-year allocation inputs; displayed values and growth are calculated: Reported traffic momentum supports differentiated demand, not the final modeled forecast share.

8. Smiths Group PLC - Full Year Results for the 12 Months Ended 31 July 2025

   · Evidence informing the 2024 market-value input; displayed series and growth include calculations: Discloses aviation original-equipment revenue of xx.xx and aftermarket revenue of xx.xx for FY2024; supplies historical cycle proxies. ([www-live.smiths.com](https://www-live.smiths.com/media/snqpxwkd/smiths-group-plc-annual-results-2025-press-release.pdf))

   · Evidence informing the 2027 market-value input; displayed series and growth include calculations: Reports approximately xx.xx cumulative CTiX sales and continuing aviation upgrade demand; supports replacement activity, not an observed global forecast. ([www-live.smiths.com](https://www-live.smiths.com/media/snqpxwkd/smiths-group-plc-annual-results-2025-press-release.pdf))

9. Smiths Group PLC - Annual Report & Accounts FY2023

   · Evidence informing the 2022 market-value input; displayed series and growth include calculations: Reports FY2022 aviation original-equipment revenue of xx.xx, used as a dimensionless historical capital-cycle proxy. ([www-live.smiths.com](https://www-live.smiths.com/media/phjp1j44/smiths-annual-report-2023.pdf))

   · Evidence informing the 2023 market-value input; displayed series and growth include calculations: Reports FY2023 aviation original-equipment revenue of xx.xx and aftermarket revenue of xx.xx; supports the modeled recovery direction. ([www-live.smiths.com](https://www-live.smiths.com/media/phjp1j44/smiths-annual-report-2023.pdf))

10. Smiths Group PLC - Annual Report FY2022

· Evidence informing the 2021 market-value input; displayed series and growth include calculations: Reports FY2021 aviation revenue of xx.xx, providing a historical purchasing-cycle reference rather than a global observation. ([www-live.smiths.com](https://www-live.smiths.com/media/xjvdpblr/smiths-annual-report-2022-report.pdf))

· Evidence informing the 2022 market-value input; displayed series and growth include calculations: Reports FY2022 aviation revenue of xx.xx and continued weakness in aviation original equipment; supports a delayed capital-spending trough. ([www-live.smiths.com](https://www-live.smiths.com/media/xjvdpblr/smiths-annual-report-2022-report.pdf))

11. Smiths Group PLC - Annual Results for the Year Ended 31 July 2019

· Evidence informing the 2018 market-value input; displayed series and growth include calculations: Reports FY2018 aviation revenue of xx.xx, supplying the historical comparison underlying the backcast. ([smiths.com](https://www.smiths.com/media/u4wla1bw/smiths-group-plc-annual-results-2019-press-release.pdf))

· Evidence informing the 2019 market-value input; displayed series and growth include calculations: Reports FY2019 aviation revenue of xx.xx and customer delivery deferrals, qualifying a traffic-only growth model. ([smiths.com](https://www.smiths.com/media/u4wla1bw/smiths-group-plc-annual-results-2019-press-release.pdf))

· Evidence informing the 2020 market-value input; displayed series and growth include calculations: Identifies deliveries deferred into FY2020; supports the possibility of backlog-supported spending despite a contemporaneous traffic shock, not the exact modeled growth rate. ([smiths.com](https://www.smiths.com/media/u4wla1bw/smiths-group-plc-annual-results-2019-press-release.pdf))

12. ACI World - The High-Wire Balancing Act: Global Air Transport Demand in 2018 and 2019

· Evidence informing the 2017 market-value input; displayed series and growth include calculations: Reports xx.xx airport passengers and xx.xx% growth in 2018; the growth observation informs the 2017 backcast bridge. ([blog.aci.aero](https://blog.aci.aero/airport-economics/the-high-wire-balancing-act-global-air-transport-demand-in-2018-and-2019/))

· Evidence informing the 2018 market-value input; displayed series and growth include calculations: Provides the observed 2018 traffic-growth reference, not an equipment-market growth observation. ([blog.aci.aero](https://blog.aci.aero/airport-economics/the-high-wire-balancing-act-global-air-transport-demand-in-2018-and-2019/))

13. ICAO A42-WP/556 - State of the Industry and Outlook for Airport Traffic, Presented by ACI

· Evidence informing the 2020 market-value input; displayed series and growth include calculations: Records the collapse from xx.xx airport passengers in 2019 to xx.xx in 2020; constrains the shock and funding-risk interpretation. ([icao.int](https://www.icao.int/sites/default/files/Meetings/a42/Documents/WP/wp_556_en.pdf))

· Evidence informing the 2021 market-value input; displayed series and growth include calculations: Reports xx.xx airport passengers in 2021, supporting a prolonged funding and activity shock. ([icao.int](https://www.icao.int/sites/default/files/Meetings/a42/Documents/WP/wp_556_en.pdf))

· Evidence informing the 2023 market-value input; displayed series and growth include calculations: Reports xx.xx airport passengers in 2023; traffic recovery is distinguished from equipment purchasing. ([icao.int](https://www.icao.int/sites/default/files/Meetings/a42/Documents/WP/wp_556_en.pdf))

· Evidence informing the 2024 market-value input; displayed series and growth include calculations: Reports xx.xx airport passengers in 2024, providing a demand recovery cross-check. ([icao.int](https://www.icao.int/sites/default/files/Meetings/a42/Documents/WP/wp_556_en.pdf))

14. Port of Seattle - Baggage Handling System Optimization
    - Evidence informing the 2029 market-value input; displayed series and growth include calculations: Seattle plans to consolidate six baggage-screening systems, increase supported passenger capacity, and reduce screening-machine demand. Supports integration spending without one-for-one detector growth. ([portseattle.org](https://www.portseattle.org/projects/baggage-handling-system-optimization))
    - Evidence informing the 2032 market-value input; displayed series and growth include calculations: The consolidation example constrains equipment-volume assumptions; its whole baggage-handling project value is excluded from market sizing. ([portseattle.org](https://www.portseattle.org/projects/baggage-handling-system-optimization))
    - Evidence informing the 2040 market-value input; displayed series and growth include calculations: Provides a commercial counterexample to extrapolating passenger growth directly into machine counts throughout the long-range forecast. ([portseattle.org](https://www.portseattle.org/projects/baggage-handling-system-optimization))
15. Smiths Group PLC - Half Year Results for the Six Months Ended 31 January 2026
    - Evidence informing the 2026 market-value input; displayed series and growth include calculations: Reports xx.xx% organic growth for Smiths Detection in HY2026, with aviation checkpoint upgrades contributing. Supports a positive 2026 nowcast, not a directly observed global growth rate. ([www-live.smiths.com](https://www-live.smiths.com/media/villk35h/smiths-hy26-results-press-release.pdf))
16. ACI World - Biannual global air travel demand update, 30 September 2025
    - Evidence informing base-year allocation inputs; displayed values and growth are calculated: Regional traffic-scale input; geographic rebasing and spending intensities are modeled.
    - Evidence informing forecast-year allocation inputs; displayed values and growth are calculated: Regional traffic-scale input; geographic rebasing and spending intensities are modeled.
    - Evidence informing base-year allocation inputs; displayed values and growth are calculated: Regional traffic-scale input; Mexico is reassigned to its captured North American parent.
    - Evidence informing forecast-year allocation inputs; displayed values and growth are calculated: Regional traffic-scale input; Mexico is reassigned to its captured North American parent.
    - Evidence informing base-year allocation inputs; displayed values and growth are calculated: Regional traffic-scale input; source membership differs from the captured hierarchy.
    - Evidence informing forecast-year allocation inputs; displayed values and growth are calculated: Regional traffic-scale input; source membership differs from the captured hierarchy.
    - Evidence informing base-year allocation inputs; displayed values and growth are calculated: Regional traffic-scale input before the modeled Turkey and Israel bridge.
    - Evidence informing forecast-year allocation inputs; displayed values and growth are calculated: Regional traffic-scale input before the modeled Turkey and Israel bridge.
    - Evidence informing base-year allocation inputs; displayed values and growth are calculated: The xx.xx-million 2025 traffic estimate constrains the regional demand proxy, not equipment spending.
    - Evidence informing forecast-year allocation inputs; displayed values and growth are calculated: The xx.xx-million 2025 traffic estimate constrains the regional demand proxy, not equipment spending.
    - Evidence informing base-year allocation inputs; displayed values and growth are calculated: The xx.xx-billion 2025 traffic estimate constrains regional scale; forecast purchasing convergence is assumed.
    - Evidence informing forecast-year allocation inputs; displayed values and growth are calculated: The xx.xx-billion 2025 traffic estimate constrains regional scale; forecast purchasing convergence is assumed.

17. CATSA - 2025 Annual Report, Management's Discussion and Analysis
- Evidence informing base-year allocation inputs; displayed values and growth are calculated: C$xx.xx EDS capital expenditure constrains the Canadian expenditure calibration; baggage attribution is modeled.
- Evidence informing forecast-year allocation inputs; displayed values and growth are calculated: C$xx.xx EDS capital expenditure constrains the Canadian expenditure calibration; baggage attribution is modeled.
- Evidence informing base-year allocation inputs; displayed values and growth are calculated: Buyer-spending calibration supports a premium regional equipment/support intensity, not an observed regional share.
- Evidence informing forecast-year allocation inputs; displayed values and growth are calculated: Buyer-spending calibration supports a premium regional equipment/support intensity, not an observed regional share.

18. Leidos - Leidos wins TSA logistics contract, 23 January 2025
- Evidence informing base-year allocation inputs; displayed values and growth are calculated: The eight-year, USD xx.xx maximum sustainment award covers xx.xx units at over xx.xx locations; scope and realization adjustments are modeled.
- Evidence informing forecast-year allocation inputs; displayed values and growth are calculated: The eight-year, USD xx.xx maximum sustainment award covers xx.xx units at over xx.xx locations; scope and realization adjustments are modeled.
- Evidence informing base-year allocation inputs; displayed values and growth are calculated: Supports recurring-support scale and manufacturer-coordination constraints, not unrestricted service access.
- Evidence informing forecast-year allocation inputs; displayed values and growth are calculated: Supports recurring-support scale and manufacturer-coordination constraints, not unrestricted service access.

19. ACI-LAC - Air Traffic in Latin America and the Caribbean Maintains Growth Trajectory with a 5% Increase in 2025
- Evidence informing base-year allocation inputs; displayed values and growth are calculated: Brazil's xx.xx-million airport-traffic aggregate constrains its demand scale; equipment intensity remains modeled.
- Evidence informing forecast-year allocation inputs; displayed values and growth are calculated: Brazil's xx.xx-million airport-traffic aggregate constrains its demand scale; equipment intensity remains modeled.
- Evidence informing base-year allocation inputs; displayed values and growth are calculated: Regional traffic evidence constrains the common country model while leaving uncatalogued activity.
- Evidence informing forecast-year allocation inputs; displayed values and growth are calculated: Regional traffic evidence constrains the common country model while leaving uncatalogued activity.

20. Eurostat - Air passenger transport statistics, December 2025, Table 1: 2024 country traffic
- Evidence informing base-year allocation inputs; displayed values and growth are calculated: Traffic primitive.
- Evidence informing forecast-year allocation inputs; displayed values and growth are calculated: Traffic primitive.

21. Eurostat - Air passenger transport: data by month
- Evidence informing base-year allocation inputs; displayed values and growth are calculated: Interim country changes inform assumed 2025 bridges; domestic endpoint and expenditure adjustments remain modeled.
- Evidence informing forecast-year allocation inputs; displayed values and growth are calculated: Interim country changes inform assumed 2025 bridges; domestic endpoint and expenditure adjustments remain modeled.

22. ACI EUROPE - 2025 all about traffic resilience as Europe's airports welcomed an additional 100 million passengers
    - Evidence informing base-year allocation inputs; displayed values and growth are calculated: Country growth heterogeneity constrains the shared European purchasing model.
    - Evidence informing forecast-year allocation inputs; displayed values and growth are calculated: Country growth heterogeneity constrains the shared European purchasing model.
    - Evidence informing base-year allocation inputs; displayed values and growth are calculated: Published Russian weakness constrains, rather than validates, its working scale.
    - Evidence informing forecast-year allocation inputs; displayed values and growth are calculated: Published Russian weakness constrains, rather than validates, its working scale.
    - Evidence informing base-year allocation inputs; displayed values and growth are calculated: Annual growth input to the 2025 bridge.
    - Evidence informing forecast-year allocation inputs; displayed values and growth are calculated: Annual growth input to the 2025 bridge.
23. UK Civil Aviation Authority - UK aviation officially breaks records with over 300m passenger journeys in 2025
    - Evidence informing base-year allocation inputs; displayed values and growth are calculated: The xx.xx-million UK-and-Crown-Dependency headline constrains the modeled UK country traffic bridge.
    - Evidence informing forecast-year allocation inputs; displayed values and growth are calculated: The xx.xx-million UK-and-Crown-Dependency headline constrains the modeled UK country traffic bridge.
24. Fraport - AI for Monitoring Aviation Security, 22 January 2026
    - Evidence informing base-year allocation inputs; displayed values and growth are calculated: Over xx.xx CT scanners and approximately EUR xx.xx cumulative checkpoint investment support a premium installed-mix premise, not annual national revenue.
    - Evidence informing forecast-year allocation inputs; displayed values and growth are calculated: Over xx.xx CT scanners and approximately EUR xx.xx cumulative checkpoint investment support a premium installed-mix premise, not annual national revenue.
    - Evidence informing base-year allocation inputs; displayed values and growth are calculated: Quantified national deployment provides an independent test of heterogeneous European modernization.
    - Evidence informing forecast-year allocation inputs; displayed values and growth are calculated: Quantified national deployment provides an independent test of heterogeneous European modernization.
25. ECAC - Common Evaluation Process of security equipment
    - Evidence informing base-year allocation inputs; displayed values and growth are calculated: Evaluation is not national approval; no uniform cross-country market-access premium is assumed.
    - Evidence informing forecast-year allocation inputs; displayed values and growth are calculated: Evaluation is not national approval; no uniform cross-country market-access premium is assumed.
26. DHMİ - Havayolunda Cumhuriyet Tarihinin Rekoru, 9 January 2026
    - Evidence informing base-year allocation inputs; displayed values and growth are calculated: Supports the traffic rebasing into the captured Middle Eastern parent.
    - Evidence informing forecast-year allocation inputs; displayed values and growth are calculated: Supports the traffic rebasing into the captured Middle Eastern parent.
27. Smiths Detection - DAEP checkpoint screening contract for Dubai International Airport, 7 May 2025
    - Evidence informing base-year allocation inputs; displayed values and growth are calculated: Purchaser-specific award evidence supports a bounded premium-mix premise, not a GCC-wide allocation.
    - Evidence informing forecast-year allocation inputs; displayed values and growth are calculated: Purchaser-specific award evidence supports a bounded premium-mix premise, not a GCC-wide allocation.
28. Airports Company South Africa - Airport statistics
    - Evidence informing base-year allocation inputs; displayed values and growth are calculated: Provides an operating-network commercial anchor for the regional installed-base premise.
    - Evidence informing forecast-year allocation inputs; displayed values and growth are calculated: Provides an operating-network commercial anchor for the regional installed-base premise.

29. CAAC - 2025 Civil Aviation Industry Development Statistical Bulletin, 17 April 2026
    - Evidence informing base-year allocation inputs; displayed values and growth are calculated: Reports xx.xx mainland airport movements and xx.xx transport airports in 2025; the Hong Kong/Macao extension is modeled.
    - Evidence informing forecast-year allocation inputs; displayed values and growth are calculated: Reports xx.xx mainland airport movements and xx.xx transport airports in 2025; the Hong Kong/Macao extension is modeled.
    - Evidence informing base-year allocation inputs; displayed values and growth are calculated: Large-market traffic and airport-network scale constrain the regional demand model.
    - Evidence informing forecast-year allocation inputs; displayed values and growth are calculated: Large-market traffic and airport-network scale constrain the regional demand model.
30. Sydney Airport - Traffic and Operational Performance Q4 2025
    - Evidence informing base-year allocation inputs; displayed values and growth are calculated: Sydney's xx.xx-million traffic and staged xx.xx-lane/six-of-seven-lane deployment constrain national scale and modernization assumptions.
    - Evidence informing forecast-year allocation inputs; displayed values and growth are calculated: Sydney's xx.xx-million traffic and staged xx.xx-lane/six-of-seven-lane deployment constrain national scale and modernization assumptions.
    - Evidence informing base-year allocation inputs; displayed values and growth are calculated: Quantified staged deployment supports regional heterogeneity, not a common modernization timetable.
    - Evidence informing forecast-year allocation inputs; displayed values and growth are calculated: Quantified staged deployment supports regional heterogeneity, not a common modernization timetable.
31. U.S. Senator Michael Bennet - SAFEGUARDS Act announcement, 23 July 2025
    - Evidence informing base-year allocation inputs; displayed values and growth are calculated: The xx.xx-airport and xx.xx-lane national footprint constrains minimum network support; proposed funding is not counted as realized revenue.
    - Evidence informing forecast-year allocation inputs; displayed values and growth are calculated: The xx.xx-airport and xx.xx-lane national footprint constrains minimum network support; proposed funding is not counted as realized revenue.
32. Quantifying the Impacts of Delayed Maintenance of Airport Assets: A Guide - Chapter 6, Baggage Handling Systems
    - Evidence informing base-year allocation inputs; displayed values and growth are calculated: The baggage-handling cost study uses a modeled xx.xx% labor share, adopted only as an adjacent support-cost proxy. ([nationalacademies.org](https://www.nationalacademies.org/read/xx.xx/chapter/xx.xx))
    - Evidence informing forecast-year allocation inputs; displayed values and growth are calculated: The baggage-handling cost study uses a modeled xx.xx% labor share, adopted only as an adjacent support-cost proxy. ([nationalacademies.org](https://www.nationalacademies.org/read/xx.xx/chapter/xx.xx))

7.2.2. Installation, Integration, and Commissioning Services

Table 26. Global Airport Baggage Screening Systems Market Size, by Installation, Integration, and Commissioning Services, by Region, 2017-2040 (USD Million)

Region	2017	2024	2025	2026	2027	2032	2040	CAGR (%)
Africa	xx.xx	xx.xx	xx.xx	xx.xx	xx.xx	xx.xx	xx.xx	xx.xx
Asia-Pacific	xx.xx	xx.xx	xx.xx	xx.xx	xx.xx	xx.xx	xx.xx	xx.xx
Europe	xx.xx	xx.xx	xx.xx	xx.xx	xx.xx	xx.xx	xx.xx	xx.xx
Latin America	xx.xx	xx.xx	xx.xx	xx.xx	xx.xx	xx.xx	xx.xx	xx.xx
Middle East	xx.xx	xx.xx	xx.xx	xx.xx	xx.xx	xx.xx	xx.xx	xx.xx
North America	xx.xx	xx.xx	xx.xx	xx.xx	xx.xx	xx.xx	xx.xx	xx.xx
Total	**xx.xx**	**xx.xx**	**xx.xx**	**xx.xx**	**xx.xx**	**xx.xx**	**xx.xx**	**xx.xx**

Table 27. Global Airport Baggage Screening Systems Market Size, by Installation, Integration, and Commissioning Services, by Group, 2017-2040 (USD Million)

Group	2017	2024	2025	2026	2027	2032	2040	CAGR (%)
ASEAN	xx.xx	xx.xx	xx.xx	xx.xx	xx.xx	xx.xx	xx.xx	xx.xx
BRICS	xx.xx	xx.xx	xx.xx	xx.xx	xx.xx	xx.xx	xx.xx	xx.xx
European Union	xx.xx	xx.xx	xx.xx	xx.xx	xx.xx	xx.xx	xx.xx	xx.xx
G7	xx.xx	xx.xx	xx.xx	xx.xx	xx.xx	xx.xx	xx.xx	xx.xx
GCC	xx.xx	xx.xx	xx.xx	xx.xx	xx.xx	xx.xx	xx.xx	xx.xx
NATO	xx.xx	xx.xx	xx.xx	xx.xx	xx.xx	xx.xx	xx.xx	xx.xx

Table 28. Global Airport Baggage Screening Systems Market Size, by Installation, Integration, and Commissioning Services, by Country, 2017-2040 (USD Million)

Country	2017	2024	2025	2026	2027	2032	2040	CAGR (%)
Australia	xx.xx	xx.xx	xx.xx	xx.xx	xx.xx	xx.xx	xx.xx	xx.xx
Brazil	xx.xx	xx.xx	xx.xx	xx.xx	xx.xx	xx.xx	xx.xx	xx.xx
Canada	xx.xx	xx.xx	xx.xx	xx.xx	xx.xx	xx.xx	xx.xx	xx.xx
China	xx.xx	xx.xx	xx.xx	xx.xx	xx.xx	xx.xx	xx.xx	xx.xx
France	xx.xx	xx.xx	xx.xx	xx.xx	xx.xx	xx.xx	xx.xx	xx.xx
Germany	xx.xx	xx.xx	xx.xx	xx.xx	xx.xx	xx.xx	xx.xx	xx.xx
India	xx.xx	xx.xx	xx.xx	xx.xx	xx.xx	xx.xx	xx.xx	xx.xx
Italy	xx.xx	xx.xx	xx.xx	xx.xx	xx.xx	xx.xx	xx.xx	xx.xx
Japan	xx.xx	xx.xx	xx.xx	xx.xx	xx.xx	xx.xx	xx.xx	xx.xx
Mexico	xx.xx	xx.xx	xx.xx	xx.xx	xx.xx	xx.xx	xx.xx	xx.xx
Russia	xx.xx	xx.xx	xx.xx	xx.xx	xx.xx	xx.xx	xx.xx	xx.xx
South Korea	xx.xx	xx.xx	xx.xx	xx.xx	xx.xx	xx.xx	xx.xx	xx.xx
Spain	xx.xx	xx.xx	xx.xx	xx.xx	xx.xx	xx.xx	xx.xx	xx.xx
United Kingdom	xx.xx	xx.xx	xx.xx	xx.xx	xx.xx	xx.xx	xx.xx	xx.xx
United States	xx.xx	xx.xx	xx.xx	xx.xx	xx.xx	xx.xx	xx.xx	xx.xx
Others	xx.xx	xx.xx	xx.xx	xx.xx	xx.xx	xx.xx	xx.xx	xx.xx
Total	**xx.xx**	**xx.xx**	**xx.xx**	**xx.xx**	**xx.xx**	**xx.xx**	**xx.xx**	**xx.xx**

Sources & Evidence

1. Airport Security Equipment for Doncaster Sheffield Airport.
   · Taxonomy evidence: Installation is an explicit prospective service deliverable; the notice does not prove completed installation. ([find-tender.service.gov.uk](https://www.find-tender.service.gov.uk/Notice/xx.xx-2025?origin=SearchResults&p=xx.xx))
2. CATSA Functions, Programs and Activities
   · Taxonomy evidence: CATSA defines hold-baggage activities as including equipment purchase and integration into airport baggage-handling systems. This supports the integration-service category. ([catsa-acsta.gc.ca](https://www.catsa-acsta.gc.ca/en/publications/catsa-functions-programs-and-activities))
3. House Report 119-173 - Department of Homeland Security Appropriations Bill, 2026
   · Evidence informing the 2030 market-value input; displayed series and growth include calculations: The aging installed fleet supports replacement demand, but does not establish the forecast's realization dates or annual purchasing rate. ([govinfo.gov](https://www.govinfo.gov/content/pkg/CRPT-119hrpt173/html/CRPT-119hrpt173.htm))
4. GAO-24-106573 - DHS Annual Assessment: Most Programs Are Meeting Current Goals, but Some Continue to Face Cost and Schedule Challenges
   · Evidence informing the 2026 market-value input; displayed series and growth include calculations: Reports plans for xx.xx checkpoint systems and xx.xx increment-one deployments by September 2023; supports an incomplete replacement cycle rather than universal CT adoption. ([gao.gov](https://www.gao.gov/assets/gao-xx.xx-xx.xx.pdf))

5. Global Airport Passenger Traffic Reaches Record 9.8 Billion in 2025, Airports Council International World reports
   - Evidence informing the 2026 market-value input; displayed series and growth include calculations: Reports cooling passenger-growth momentum in 2026, supporting moderation of traffic-driven equipment expansion despite continuing replacement demand. ([aci.aero](https://aci.aero/2026/xx.xx/xx.xx/global-airport-passenger-traffic-reaches-record-xx.xx-xx.xx-billion-in-2025-airports-council-international-world-reports/))
   - Evidence informing base-year allocation inputs; displayed values and growth are calculated: Full-year 2025 traffic weakness qualifies the mature-market expansion assumption.
   - Evidence informing forecast-year allocation inputs; displayed values and growth are calculated: Full-year 2025 traffic weakness qualifies the mature-market expansion assumption.
   - Evidence informing base-year allocation inputs; displayed values and growth are calculated: Full-year growth provides a regional direction check, not an equipment-share observation.
   - Evidence informing forecast-year allocation inputs; displayed values and growth are calculated: Full-year growth provides a regional direction check, not an equipment-share observation.
   - Evidence informing base-year allocation inputs; displayed values and growth are calculated: Full-year traffic growth constrains the regional demand premise.
   - Evidence informing forecast-year allocation inputs; displayed values and growth are calculated: Full-year traffic growth constrains the regional demand premise.
   - Evidence informing forecast-year allocation inputs; displayed values and growth are calculated: The reported first-half 2026 decline of xx.xx% constrains the recovery scenario.
   - Evidence informing base-year allocation inputs; displayed values and growth are calculated: Reported 2025 growth provides a demand-direction check; procurement intensity remains assumed.
   - Evidence informing forecast-year allocation inputs; displayed values and growth are calculated: Reported 2025 growth provides a demand-direction check; procurement intensity remains assumed.
   - Evidence informing base-year allocation inputs; displayed values and growth are calculated: Reported traffic momentum supports differentiated demand, not the final modeled forecast share.
   - Evidence informing forecast-year allocation inputs; displayed values and growth are calculated: Reported traffic momentum supports differentiated demand, not the final modeled forecast share.
6. Smiths Group PLC - Full Year Results for the 12 Months Ended 31 July 2025
   - Evidence informing the 2024 market-value input; displayed series and growth include calculations: Discloses aviation original-equipment revenue of xx.xx and aftermarket revenue of xx.xx for FY2024; supplies historical cycle proxies. ([www-live.smiths.com](https://www-live.smiths.com/media/snqpxwkd/smiths-group-plc-annual-results-2025-press-release.pdf))
   - Evidence informing the 2027 market-value input; displayed series and growth include calculations: Reports approximately xx.xx cumulative CTiX sales and continuing aviation upgrade demand; supports replacement activity, not an observed global forecast. ([www-live.smiths.com](https://www-live.smiths.com/media/snqpxwkd/smiths-group-plc-annual-results-2025-press-release.pdf))
7. Smiths Group PLC - Annual Report & Accounts FY2023
   - Evidence informing the 2022 market-value input; displayed series and growth include calculations: Reports FY2022 aviation original-equipment revenue of xx.xx, used as a dimensionless historical capital-cycle proxy. ([www-live.smiths.com](https://www-live.smiths.com/media/phjp1j44/smiths-annual-report-2023.pdf))
   - Evidence informing the 2023 market-value input; displayed series and growth include calculations: Reports FY2023 aviation original-equipment revenue of xx.xx and aftermarket revenue of xx.xx; supports the modeled recovery direction. ([www-live.smiths.com](https://www-live.smiths.com/media/phjp1j44/smiths-annual-report-2023.pdf))

8. Smiths Group PLC - Annual Report FY2022
   - Evidence informing the 2021 market-value input; displayed series and growth include calculations: Reports FY2021 aviation revenue of xx.xx, providing a historical purchasing-cycle reference rather than a global observation. ([www-live.smiths.com](https://www-live.smiths.com/media/xjvdpblr/smiths-annual-report-2022-report.pdf))
   - Evidence informing the 2022 market-value input; displayed series and growth include calculations: Reports FY2022 aviation revenue of xx.xx and continued weakness in aviation original equipment; supports a delayed capital-spending trough. ([www-live.smiths.com](https://www-live.smiths.com/media/xjvdpblr/smiths-annual-report-2022-report.pdf))
9. Smiths Group PLC - Annual Results for the Year Ended 31 July 2019
   - Evidence informing the 2018 market-value input; displayed series and growth include calculations: Reports FY2018 aviation revenue of xx.xx, supplying the historical comparison underlying the backcast. ([smiths.com](https://www.smiths.com/media/u4wla1bw/smiths-group-plc-annual-results-2019-press-release.pdf))
   - Evidence informing the 2019 market-value input; displayed series and growth include calculations: Reports FY2019 aviation revenue of xx.xx and customer delivery deferrals, qualifying a traffic-only growth model. ([smiths.com](https://www.smiths.com/media/u4wla1bw/smiths-group-plc-annual-results-2019-press-release.pdf))
   - Evidence informing the 2020 market-value input; displayed series and growth include calculations: Identifies deliveries deferred into FY2020; supports the possibility of backlog-supported spending despite a contemporaneous traffic shock, not the exact modeled growth rate. ([smiths.com](https://www.smiths.com/media/u4wla1bw/smiths-group-plc-annual-results-2019-press-release.pdf))
10. ACI World - The High-Wire Balancing Act: Global Air Transport Demand in 2018 and 2019
    - Evidence informing the 2017 market-value input; displayed series and growth include calculations: Reports xx.xx airport passengers and xx.xx% growth in 2018; the growth observation informs the 2017 backcast bridge. ([blog.aci.aero](https://blog.aci.aero/airport-economics/the-high-wire-balancing-act-global-air-transport-demand-in-2018-and-2019/))
    - Evidence informing the 2018 market-value input; displayed series and growth include calculations: Provides the observed 2018 traffic-growth reference, not an equipment-market growth observation. ([blog.aci.aero](https://blog.aci.aero/airport-economics/the-high-wire-balancing-act-global-air-transport-demand-in-2018-and-2019/))
11. ICAO A42-WP/556 - State of the Industry and Outlook for Airport Traffic, Presented by ACI
    - Evidence informing the 2020 market-value input; displayed series and growth include calculations: Records the collapse from xx.xx airport passengers in 2019 to xx.xx in 2020; constrains the shock and funding-risk interpretation. ([icao.int](https://www.icao.int/sites/default/files/Meetings/a42/Documents/WP/wp_556_en.pdf))
    - Evidence informing the 2021 market-value input; displayed series and growth include calculations: Reports xx.xx airport passengers in 2021, supporting a prolonged funding and activity shock. ([icao.int](https://www.icao.int/sites/default/files/Meetings/a42/Documents/WP/wp_556_en.pdf))
    - Evidence informing the 2023 market-value input; displayed series and growth include calculations: Reports xx.xx airport passengers in 2023; traffic recovery is distinguished from equipment purchasing. ([icao.int](https://www.icao.int/sites/default/files/Meetings/a42/Documents/WP/wp_556_en.pdf))
    - Evidence informing the 2024 market-value input; displayed series and growth include calculations: Reports xx.xx airport passengers in 2024, providing a demand recovery cross-check. ([icao.int](https://www.icao.int/sites/default/files/Meetings/a42/Documents/WP/wp_556_en.pdf))

12. Port of Seattle - Baggage Handling System Optimization
    - Evidence informing the 2029 market-value input; displayed series and growth include calculations: Seattle plans to consolidate six baggage-screening systems, increase supported passenger capacity, and reduce screening-machine demand. Supports integration spending without one-for-one detector growth. ([portseattle.org](https://www.portseattle.org/projects/baggage-handling-system-optimization))
    - Evidence informing the 2032 market-value input; displayed series and growth include calculations: The consolidation example constrains equipment-volume assumptions; its whole baggage-handling project value is excluded from market sizing. ([portseattle.org](https://www.portseattle.org/projects/baggage-handling-system-optimization))
    - Evidence informing the 2040 market-value input; displayed series and growth include calculations: Provides a commercial counterexample to extrapolating passenger growth directly into machine counts throughout the long-range forecast. ([portseattle.org](https://www.portseattle.org/projects/baggage-handling-system-optimization))
    - Evidence informing forecast-year allocation inputs; displayed values and growth are calculated: Brownfield consolidation supports the integration-demand premise, not the forecast's exact service growth factor. ([portseattle.org](https://www.portseattle.org/projects/baggage-handling-system-optimization))
13. Smiths Group PLC - Half Year Results for the Six Months Ended 31 January 2026
    - Evidence informing the 2026 market-value input; displayed series and growth include calculations: Reports xx.xx% organic growth for Smiths Detection in HY2026, with aviation checkpoint upgrades contributing. Supports a positive 2026 nowcast, not a directly observed global growth rate. ([www-live.smiths.com](https://www-live.smiths.com/media/villk35h/smiths-hy26-results-press-release.pdf))
14. ACI World - Biannual global air travel demand update, 30 September 2025
    - Evidence informing base-year allocation inputs; displayed values and growth are calculated: Regional traffic-scale input; geographic rebasing and spending intensities are modeled.
    - Evidence informing forecast-year allocation inputs; displayed values and growth are calculated: Regional traffic-scale input; geographic rebasing and spending intensities are modeled.
    - Evidence informing base-year allocation inputs; displayed values and growth are calculated: Regional traffic-scale input; Mexico is reassigned to its captured North American parent.
    - Evidence informing forecast-year allocation inputs; displayed values and growth are calculated: Regional traffic-scale input; Mexico is reassigned to its captured North American parent.
    - Evidence informing base-year allocation inputs; displayed values and growth are calculated: Regional traffic-scale input; source membership differs from the captured hierarchy.
    - Evidence informing forecast-year allocation inputs; displayed values and growth are calculated: Regional traffic-scale input; source membership differs from the captured hierarchy.
    - Evidence informing base-year allocation inputs; displayed values and growth are calculated: Regional traffic-scale input before the modeled Turkey and Israel bridge.
    - Evidence informing forecast-year allocation inputs; displayed values and growth are calculated: Regional traffic-scale input before the modeled Turkey and Israel bridge.
    - Evidence informing base-year allocation inputs; displayed values and growth are calculated: The xx.xx-million 2025 traffic estimate constrains the regional demand proxy, not equipment spending.
    - Evidence informing forecast-year allocation inputs; displayed values and growth are calculated: The xx.xx-million 2025 traffic estimate constrains the regional demand proxy, not equipment spending.
    - Evidence informing base-year allocation inputs; displayed values and growth are calculated: The xx.xx-billion 2025 traffic estimate constrains regional scale; forecast purchasing convergence is assumed.
    - Evidence informing forecast-year allocation inputs; displayed values and growth are calculated: The xx.xx-billion 2025 traffic estimate constrains regional scale; forecast purchasing convergence is assumed.

15. CATSA - 2025 Annual Report, Management's Discussion and Analysis
    - Evidence informing base-year allocation inputs; displayed values and growth are calculated: C$xx.xx EDS capital expenditure constrains the Canadian expenditure calibration; baggage attribution is modeled.
    - Evidence informing forecast-year allocation inputs; displayed values and growth are calculated: C$xx.xx EDS capital expenditure constrains the Canadian expenditure calibration; baggage attribution is modeled.
    - Evidence informing base-year allocation inputs; displayed values and growth are calculated: Buyer-spending calibration supports a premium regional equipment/support intensity, not an observed regional share.
    - Evidence informing forecast-year allocation inputs; displayed values and growth are calculated: Buyer-spending calibration supports a premium regional equipment/support intensity, not an observed regional share.
    - Evidence informing base-year allocation inputs; displayed values and growth are calculated: The capital definition includes associated installation and integration, supporting the distinction between deployment services and equipment value. ([catsa-acsta.gc.ca](https://www.catsa-acsta.gc.ca/en/publications/2025-annual-report/management-discussion-and-analysis))
    - Evidence informing forecast-year allocation inputs; displayed values and growth are calculated: The capital definition includes associated installation and integration, supporting the distinction between deployment services and equipment value. ([catsa-acsta.gc.ca](https://www.catsa-acsta.gc.ca/en/publications/2025-annual-report/management-discussion-and-analysis))
16. Leidos - Leidos wins TSA logistics contract, 23 January 2025
    - Evidence informing base-year allocation inputs; displayed values and growth are calculated: The eight-year, USD xx.xx maximum sustainment award covers xx.xx units at over xx.xx locations; scope and realization adjustments are modeled.
    - Evidence informing forecast-year allocation inputs; displayed values and growth are calculated: The eight-year, USD xx.xx maximum sustainment award covers xx.xx units at over xx.xx locations; scope and realization adjustments are modeled.
    - Evidence informing base-year allocation inputs; displayed values and growth are calculated: Supports recurring-support scale and manufacturer-coordination constraints, not unrestricted service access.
    - Evidence informing forecast-year allocation inputs; displayed values and growth are calculated: Supports recurring-support scale and manufacturer-coordination constraints, not unrestricted service access.
17. ACI-LAC - Air Traffic in Latin America and the Caribbean Maintains Growth Trajectory with a 5% Increase in 2025
    - Evidence informing base-year allocation inputs; displayed values and growth are calculated: Brazil's xx.xx-million airport-traffic aggregate constrains its demand scale; equipment intensity remains modeled.
    - Evidence informing forecast-year allocation inputs; displayed values and growth are calculated: Brazil's xx.xx-million airport-traffic aggregate constrains its demand scale; equipment intensity remains modeled.
    - Evidence informing base-year allocation inputs; displayed values and growth are calculated: Regional traffic evidence constrains the common country model while leaving uncatalogued activity.
    - Evidence informing forecast-year allocation inputs; displayed values and growth are calculated: Regional traffic evidence constrains the common country model while leaving uncatalogued activity.
18. Eurostat - Air passenger transport statistics, December 2025, Table 1: 2024 country traffic
    - Evidence informing base-year allocation inputs; displayed values and growth are calculated: Traffic primitive.
    - Evidence informing forecast-year allocation inputs; displayed values and growth are calculated: Traffic primitive.
19. Eurostat - Air passenger transport: data by month
    - Evidence informing base-year allocation inputs; displayed values and growth are calculated: Interim country changes inform assumed 2025 bridges; domestic endpoint and expenditure adjustments remain modeled.
    - Evidence informing forecast-year allocation inputs; displayed values and growth are calculated: Interim country changes inform assumed 2025 bridges; domestic endpoint and expenditure adjustments remain modeled.

20. ACI EUROPE - 2025 all about traffic resilience as Europe's airports welcomed an additional 100 million passengers
    - Evidence informing base-year allocation inputs; displayed values and growth are calculated: Country growth heterogeneity constrains the shared European purchasing model.
    - Evidence informing forecast-year allocation inputs; displayed values and growth are calculated: Country growth heterogeneity constrains the shared European purchasing model.
    - Evidence informing base-year allocation inputs; displayed values and growth are calculated: Published Russian weakness constrains, rather than validates, its working scale.
    - Evidence informing forecast-year allocation inputs; displayed values and growth are calculated: Published Russian weakness constrains, rather than validates, its working scale.
    - Evidence informing base-year allocation inputs; displayed values and growth are calculated: Annual growth input to the 2025 bridge.
    - Evidence informing forecast-year allocation inputs; displayed values and growth are calculated: Annual growth input to the 2025 bridge.
21. UK Civil Aviation Authority - UK aviation officially breaks records with over 300m passenger journeys in 2025
    - Evidence informing base-year allocation inputs; displayed values and growth are calculated: The xx.xx-million UK-and-Crown-Dependency headline constrains the modeled UK country traffic bridge.
    - Evidence informing forecast-year allocation inputs; displayed values and growth are calculated: The xx.xx-million UK-and-Crown-Dependency headline constrains the modeled UK country traffic bridge.
22. Fraport - AI for Monitoring Aviation Security, 22 January 2026
    - Evidence informing base-year allocation inputs; displayed values and growth are calculated: Over xx.xx CT scanners and approximately EUR xx.xx cumulative checkpoint investment support a premium installed-mix premise, not annual national revenue.
    - Evidence informing forecast-year allocation inputs; displayed values and growth are calculated: Over xx.xx CT scanners and approximately EUR xx.xx cumulative checkpoint investment support a premium installed-mix premise, not annual national revenue.
    - Evidence informing base-year allocation inputs; displayed values and growth are calculated: Quantified national deployment provides an independent test of heterogeneous European modernization.
    - Evidence informing forecast-year allocation inputs; displayed values and growth are calculated: Quantified national deployment provides an independent test of heterogeneous European modernization.
23. ECAC - Common Evaluation Process of security equipment
    - Evidence informing base-year allocation inputs; displayed values and growth are calculated: Evaluation is not national approval; no uniform cross-country market-access premium is assumed.
    - Evidence informing forecast-year allocation inputs; displayed values and growth are calculated: Evaluation is not national approval; no uniform cross-country market-access premium is assumed.
24. DHMİ - Havayolunda Cumhuriyet Tarihinin Rekoru, 9 January 2026
    - Evidence informing base-year allocation inputs; displayed values and growth are calculated: Supports the traffic rebasing into the captured Middle Eastern parent.
    - Evidence informing forecast-year allocation inputs; displayed values and growth are calculated: Supports the traffic rebasing into the captured Middle Eastern parent.
25. Smiths Detection - DAEP checkpoint screening contract for Dubai International Airport, 7 May 2025
    - Evidence informing base-year allocation inputs; displayed values and growth are calculated: Purchaser-specific award evidence supports a bounded premium-mix premise, not a GCC-wide allocation.
    - Evidence informing forecast-year allocation inputs; displayed values and growth are calculated: Purchaser-specific award evidence supports a bounded premium-mix premise, not a GCC-wide allocation.
26. Airports Company South Africa - Airport statistics
    - Evidence informing base-year allocation inputs; displayed values and growth are calculated: Provides an operating-network commercial anchor for the regional installed-base premise.
    - Evidence informing forecast-year allocation inputs; displayed values and growth are calculated: Provides an operating-network commercial anchor for the regional installed-base premise.

27. CAAC - 2025 Civil Aviation Industry Development Statistical Bulletin, 17 April 2026
    - Evidence informing base-year allocation inputs; displayed values and growth are calculated: Reports xx.xx mainland airport movements and xx.xx transport airports in 2025; the Hong Kong/Macao extension is modeled.
    - Evidence informing forecast-year allocation inputs; displayed values and growth are calculated: Reports xx.xx mainland airport movements and xx.xx transport airports in 2025; the Hong Kong/Macao extension is modeled.
    - Evidence informing base-year allocation inputs; displayed values and growth are calculated: Large-market traffic and airport-network scale constrain the regional demand model.
    - Evidence informing forecast-year allocation inputs; displayed values and growth are calculated: Large-market traffic and airport-network scale constrain the regional demand model.
28. Sydney Airport - Traffic and Operational Performance Q4 2025
    - Evidence informing base-year allocation inputs; displayed values and growth are calculated: Sydney's xx.xx-million traffic and staged xx.xx-lane/six-of-seven-lane deployment constrain national scale and modernization assumptions.
    - Evidence informing forecast-year allocation inputs; displayed values and growth are calculated: Sydney's xx.xx-million traffic and staged xx.xx-lane/six-of-seven-lane deployment constrain national scale and modernization assumptions.
    - Evidence informing base-year allocation inputs; displayed values and growth are calculated: Quantified staged deployment supports regional heterogeneity, not a common modernization timetable.
    - Evidence informing forecast-year allocation inputs; displayed values and growth are calculated: Quantified staged deployment supports regional heterogeneity, not a common modernization timetable.
29. U.S. Senator Michael Bennet - SAFEGUARDS Act announcement, 23 July 2025
    - Evidence informing base-year allocation inputs; displayed values and growth are calculated: The xx.xx-airport and xx.xx-lane national footprint constrains minimum network support; proposed funding is not counted as realized revenue.
    - Evidence informing forecast-year allocation inputs; displayed values and growth are calculated: The xx.xx-airport and xx.xx-lane national footprint constrains minimum network support; proposed funding is not counted as realized revenue.
30. Procurement of Next Generation Security Checkpoint Equipment - Contract Award Notice
    - Evidence informing base-year allocation inputs; displayed values and growth are calculated: Supply, installation and commissioning are included deliverables, supporting deployment-service attribution without establishing its percentage. ([sell2wales.gov.wales](https://www.sell2wales.gov.wales/search/show/search_view.aspx?ID=NOV417275))
    - Evidence informing forecast-year allocation inputs; displayed values and growth are calculated: Supply, installation and commissioning are included deliverables, supporting deployment-service attribution without establishing its percentage. ([sell2wales.gov.wales](https://www.sell2wales.gov.wales/search/show/search_view.aspx?ID=NOV417275))

7.2.3. Planning and Engineering Services

Table 29. Global Airport Baggage Screening Systems Market Size, by Planning and Engineering Services, by Region, 2017-2040 (USD Million)

Region	2017	2024	2025	2026	2027	2032	2040	CAGR (%)
Africa	xx.xx	xx.xx	xx.xx	xx.xx	xx.xx	xx.xx	xx.xx	xx.xx
Asia-Pacific	xx.xx	xx.xx	xx.xx	xx.xx	xx.xx	xx.xx	xx.xx	xx.xx
Europe	xx.xx	xx.xx	xx.xx	xx.xx	xx.xx	xx.xx	xx.xx	xx.xx
Latin America	xx.xx	xx.xx	xx.xx	xx.xx	xx.xx	xx.xx	xx.xx	xx.xx
Middle East	xx.xx	xx.xx	xx.xx	xx.xx	xx.xx	xx.xx	xx.xx	xx.xx
North America	xx.xx	xx.xx	xx.xx	xx.xx	xx.xx	xx.xx	xx.xx	xx.xx
Total	**xx.xx**	**xx.xx**	**xx.xx**	**xx.xx**	**xx.xx**	**xx.xx**	**xx.xx**	**xx.xx**

Table 30. Global Airport Baggage Screening Systems Market Size, by Planning and Engineering Services, by Group, 2017-2040 (USD Million)

Group	2017	2024	2025	2026	2027	2032	2040	CAGR (%)
ASEAN	xx.xx	xx.xx	xx.xx	xx.xx	xx.xx	xx.xx	xx.xx	xx.xx
BRICS	xx.xx	xx.xx	xx.xx	xx.xx	xx.xx	xx.xx	xx.xx	xx.xx
European Union	xx.xx	xx.xx	xx.xx	xx.xx	xx.xx	xx.xx	xx.xx	xx.xx
G7	xx.xx	xx.xx	xx.xx	xx.xx	xx.xx	xx.xx	xx.xx	xx.xx
GCC	xx.xx	xx.xx	xx.xx	xx.xx	xx.xx	xx.xx	xx.xx	xx.xx
NATO	xx.xx	xx.xx	xx.xx	xx.xx	xx.xx	xx.xx	xx.xx	xx.xx

Table 31. Global Airport Baggage Screening Systems Market Size, by Planning and Engineering Services, by Country, 2017-2040 (USD Million)

Country	2017	2024	2025	2026	2027	2032	2040	CAGR (%)
Australia	xx.xx	xx.xx	xx.xx	xx.xx	xx.xx	xx.xx	xx.xx	xx.xx
Brazil	xx.xx	xx.xx	xx.xx	xx.xx	xx.xx	xx.xx	xx.xx	xx.xx
Canada	xx.xx	xx.xx	xx.xx	xx.xx	xx.xx	xx.xx	xx.xx	xx.xx
China	xx.xx	xx.xx	xx.xx	xx.xx	xx.xx	xx.xx	xx.xx	xx.xx
France	xx.xx	xx.xx	xx.xx	xx.xx	xx.xx	xx.xx	xx.xx	xx.xx
Germany	xx.xx	xx.xx	xx.xx	xx.xx	xx.xx	xx.xx	xx.xx	xx.xx
India	xx.xx	xx.xx	xx.xx	xx.xx	xx.xx	xx.xx	xx.xx	xx.xx
Italy	xx.xx	xx.xx	xx.xx	xx.xx	xx.xx	xx.xx	xx.xx	xx.xx
Japan	xx.xx	xx.xx	xx.xx	xx.xx	xx.xx	xx.xx	xx.xx	xx.xx
Mexico	xx.xx	xx.xx	xx.xx	xx.xx	xx.xx	xx.xx	xx.xx	xx.xx
Russia	xx.xx	xx.xx	xx.xx	xx.xx	xx.xx	xx.xx	xx.xx	xx.xx
South Korea	xx.xx	xx.xx	xx.xx	xx.xx	xx.xx	xx.xx	xx.xx	xx.xx
Spain	xx.xx	xx.xx	xx.xx	xx.xx	xx.xx	xx.xx	xx.xx	xx.xx
United Kingdom	xx.xx	xx.xx	xx.xx	xx.xx	xx.xx	xx.xx	xx.xx	xx.xx
United States	xx.xx	xx.xx	xx.xx	xx.xx	xx.xx	xx.xx	xx.xx	xx.xx
Others	xx.xx	xx.xx	xx.xx	xx.xx	xx.xx	xx.xx	xx.xx	xx.xx
Total	**xx.xx**	**xx.xx**	**xx.xx**	**xx.xx**	**xx.xx**	**xx.xx**	**xx.xx**	**xx.xx**

Sources & Evidence

1. Hold baggage screening upgrade, Dublin and Cork Airports, Ireland

   · Taxonomy evidence: The Dublin and Cork hold-baggage project account identifies separate professional-service contracts for project controls, design oversight, interface management, and multidisciplinary design and delivery consulting. This supports screening-specific planning and engineering services.
   ([neccontract.com](https://www.neccontract.com/projects/hold-baggage-screening-upgrade-dublin-and-cork-airports-ireland))

   · Evidence informing base-year allocation inputs; displayed values and growth are calculated: Separate professional-service appointments cover project controls, design oversight and interface management; the broader construction budget is not used as screening-service revenue.
   ([neccontract.com](https://www.neccontract.com/projects/hold-baggage-screening-upgrade-dublin-and-cork-airports-ireland))

   · Evidence informing forecast-year allocation inputs; displayed values and growth are calculated: Separate professional-service appointments cover project controls, design oversight and interface management; the broader construction budget is not used as screening-service revenue.
   ([neccontract.com](https://www.neccontract.com/projects/hold-baggage-screening-upgrade-dublin-and-cork-airports-ireland))

2. House Report 119-173 - Department of Homeland Security Appropriations Bill, 2026
   · Evidence informing the 2030 market-value input; displayed series and growth include calculations: The aging installed fleet supports replacement demand, but does not establish the forecast's realization dates or annual purchasing rate. ([govinfo.gov](https://www.govinfo.gov/content/pkg/CRPT-119hrpt173/html/CRPT-119hrpt173.htm))
3. GAO-24-106573 - DHS Annual Assessment: Most Programs Are Meeting Current Goals, but Some Continue to Face Cost and Schedule Challenges
   · Evidence informing the 2026 market-value input; displayed series and growth include calculations: Reports plans for xx.xx checkpoint systems and xx.xx increment-one deployments by September 2023; supports an incomplete replacement cycle rather than universal CT adoption. ([gao.gov](https://www.gao.gov/assets/gao-xx.xx-xx.xx.pdf))
4. Global Airport Passenger Traffic Reaches Record 9.8 Billion in 2025, Airports Council International World reports
   · Evidence informing the 2026 market-value input; displayed series and growth include calculations: Reports cooling passenger-growth momentum in 2026, supporting moderation of traffic-driven equipment expansion despite continuing replacement demand. ([aci.aero](https://aci.aero/2026/xx.xx/xx.xx/global-airport-passenger-traffic-reaches-record-xx.xx-xx.xx-billion-in-2025-airports-council-international-world-reports/))
   · Evidence informing base-year allocation inputs; displayed values and growth are calculated: Full-year 2025 traffic weakness qualifies the mature-market expansion assumption.
   · Evidence informing forecast-year allocation inputs; displayed values and growth are calculated: Full-year 2025 traffic weakness qualifies the mature-market expansion assumption.
   · Evidence informing base-year allocation inputs; displayed values and growth are calculated: Full-year growth provides a regional direction check, not an equipment-share observation.
   · Evidence informing forecast-year allocation inputs; displayed values and growth are calculated: Full-year growth provides a regional direction check, not an equipment-share observation.
   · Evidence informing base-year allocation inputs; displayed values and growth are calculated: Full-year traffic growth constrains the regional demand premise.
   · Evidence informing forecast-year allocation inputs; displayed values and growth are calculated: Full-year traffic growth constrains the regional demand premise.
   · Evidence informing forecast-year allocation inputs; displayed values and growth are calculated: The reported first-half 2026 decline of xx.xx% constrains the recovery scenario.
   · Evidence informing base-year allocation inputs; displayed values and growth are calculated: Reported 2025 growth provides a demand-direction check; procurement intensity remains assumed.
   · Evidence informing forecast-year allocation inputs; displayed values and growth are calculated: Reported 2025 growth provides a demand-direction check; procurement intensity remains assumed.
   · Evidence informing base-year allocation inputs; displayed values and growth are calculated: Reported traffic momentum supports differentiated demand, not the final modeled forecast share.
   · Evidence informing forecast-year allocation inputs; displayed values and growth are calculated: Reported traffic momentum supports differentiated demand, not the final modeled forecast share.
5. Smiths Group PLC - Full Year Results for the 12 Months Ended 31 July 2025
   · Evidence informing the 2024 market-value input; displayed series and growth include calculations: Discloses aviation original-equipment revenue of xx.xx and aftermarket revenue of xx.xx for FY2024; supplies historical cycle proxies. ([www-live.smiths.com](https://www-live.smiths.com/media/snqpxwkd/smiths-group-plc-annual-results-2025-press-release.pdf))
   · Evidence informing the 2027 market-value input; displayed series and growth include calculations: Reports approximately xx.xx cumulative CTiX sales and continuing aviation upgrade demand; supports replacement activity, not an observed global forecast. ([www-live.smiths.com](https://www-live.smiths.com/media/snqpxwkd/smiths-group-plc-annual-results-2025-press-release.pdf))

6. Smiths Group PLC - Annual Report & Accounts FY2023
   - Evidence informing the 2022 market-value input; displayed series and growth include calculations: Reports FY2022 aviation original-equipment revenue of xx.xx, used as a dimensionless historical capital-cycle proxy. ([www-live.smiths.com](https://www-live.smiths.com/media/phjp1j44/smiths-annual-report-2023.pdf))
   - Evidence informing the 2023 market-value input; displayed series and growth include calculations: Reports FY2023 aviation original-equipment revenue of xx.xx and aftermarket revenue of xx.xx; supports the modeled recovery direction. ([www-live.smiths.com](https://www-live.smiths.com/media/phjp1j44/smiths-annual-report-2023.pdf))
7. Smiths Group PLC - Annual Report FY2022
   - Evidence informing the 2021 market-value input; displayed series and growth include calculations: Reports FY2021 aviation revenue of xx.xx, providing a historical purchasing-cycle reference rather than a global observation. ([www-live.smiths.com](https://www-live.smiths.com/media/xjvdpblr/smiths-annual-report-2022-report.pdf))
   - Evidence informing the 2022 market-value input; displayed series and growth include calculations: Reports FY2022 aviation revenue of xx.xx and continued weakness in aviation original equipment; supports a delayed capital-spending trough. ([www-live.smiths.com](https://www-live.smiths.com/media/xjvdpblr/smiths-annual-report-2022-report.pdf))
8. Smiths Group PLC - Annual Results for the Year Ended 31 July 2019
   - Evidence informing the 2018 market-value input; displayed series and growth include calculations: Reports FY2018 aviation revenue of xx.xx, supplying the historical comparison underlying the backcast. ([smiths.com](https://www.smiths.com/media/u4wla1bw/smiths-group-plc-annual-results-2019-press-release.pdf))
   - Evidence informing the 2019 market-value input; displayed series and growth include calculations: Reports FY2019 aviation revenue of xx.xx and customer delivery deferrals, qualifying a traffic-only growth model. ([smiths.com](https://www.smiths.com/media/u4wla1bw/smiths-group-plc-annual-results-2019-press-release.pdf))
   - Evidence informing the 2020 market-value input; displayed series and growth include calculations: Identifies deliveries deferred into FY2020; supports the possibility of backlog-supported spending despite a contemporaneous traffic shock, not the exact modeled growth rate. ([smiths.com](https://www.smiths.com/media/u4wla1bw/smiths-group-plc-annual-results-2019-press-release.pdf))
9. ACI World - The High-Wire Balancing Act: Global Air Transport Demand in 2018 and 2019
   - Evidence informing the 2017 market-value input; displayed series and growth include calculations: Reports xx.xx airport passengers and xx.xx% growth in 2018; the growth observation informs the 2017 backcast bridge. ([blog.aci.aero](https://blog.aci.aero/airport-economics/the-high-wire-balancing-act-global-air-transport-demand-in-2018-and-2019/))
   - Evidence informing the 2018 market-value input; displayed series and growth include calculations: Provides the observed 2018 traffic-growth reference, not an equipment-market growth observation. ([blog.aci.aero](https://blog.aci.aero/airport-economics/the-high-wire-balancing-act-global-air-transport-demand-in-2018-and-2019/))
10. ICAO A42-WP/556 - State of the Industry and Outlook for Airport Traffic, Presented by ACI
    - Evidence informing the 2020 market-value input; displayed series and growth include calculations: Records the collapse from xx.xx airport passengers in 2019 to xx.xx in 2020; constrains the shock and funding-risk interpretation. ([icao.int](https://www.icao.int/sites/default/files/Meetings/a42/Documents/WP/wp_556_en.pdf))
    - Evidence informing the 2021 market-value input; displayed series and growth include calculations: Reports xx.xx airport passengers in 2021, supporting a prolonged funding and activity shock. ([icao.int](https://www.icao.int/sites/default/files/Meetings/a42/Documents/WP/wp_556_en.pdf))
    - Evidence informing the 2023 market-value input; displayed series and growth include calculations: Reports xx.xx airport passengers in 2023; traffic recovery is distinguished from equipment purchasing. ([icao.int](https://www.icao.int/sites/default/files/Meetings/a42/Documents/WP/wp_556_en.pdf))
    - Evidence informing the 2024 market-value input; displayed series and growth include calculations: Reports xx.xx airport passengers in 2024, providing a demand recovery cross-check. ([icao.int](https://www.icao.int/sites/default/files/Meetings/a42/Documents/WP/wp_556_en.pdf))

11. Port of Seattle - Baggage Handling System Optimization
    - Evidence informing the 2029 market-value input; displayed series and growth include calculations: Seattle plans to consolidate six baggage-screening systems, increase supported passenger capacity, and reduce screening-machine demand. Supports integration spending without one-for-one detector growth. ([portseattle.org](https://www.portseattle.org/projects/baggage-handling-system-optimization))
    - Evidence informing the 2032 market-value input; displayed series and growth include calculations: The consolidation example constrains equipment-volume assumptions; its whole baggage-handling project value is excluded from market sizing. ([portseattle.org](https://www.portseattle.org/projects/baggage-handling-system-optimization))
    - Evidence informing the 2040 market-value input; displayed series and growth include calculations: Provides a commercial counterexample to extrapolating passenger growth directly into machine counts throughout the long-range forecast. ([portseattle.org](https://www.portseattle.org/projects/baggage-handling-system-optimization))
12. Smiths Group PLC - Half Year Results for the Six Months Ended 31 January 2026
    - Evidence informing the 2026 market-value input; displayed series and growth include calculations: Reports xx.xx% organic growth for Smiths Detection in HY2026, with aviation checkpoint upgrades contributing. Supports a positive 2026 nowcast, not a directly observed global growth rate. ([www-live.smiths.com](https://www-live.smiths.com/media/villk35h/smiths-hy26-results-press-release.pdf))
13. ACI World - Biannual global air travel demand update, 30 September 2025
    - Evidence informing base-year allocation inputs; displayed values and growth are calculated: Regional traffic-scale input; geographic rebasing and spending intensities are modeled.
    - Evidence informing forecast-year allocation inputs; displayed values and growth are calculated: Regional traffic-scale input; geographic rebasing and spending intensities are modeled.
    - Evidence informing base-year allocation inputs; displayed values and growth are calculated: Regional traffic-scale input; Mexico is reassigned to its captured North American parent.
    - Evidence informing forecast-year allocation inputs; displayed values and growth are calculated: Regional traffic-scale input; Mexico is reassigned to its captured North American parent.
    - Evidence informing base-year allocation inputs; displayed values and growth are calculated: Regional traffic-scale input; source membership differs from the captured hierarchy.
    - Evidence informing forecast-year allocation inputs; displayed values and growth are calculated: Regional traffic-scale input; source membership differs from the captured hierarchy.
    - Evidence informing base-year allocation inputs; displayed values and growth are calculated: Regional traffic-scale input before the modeled Turkey and Israel bridge.
    - Evidence informing forecast-year allocation inputs; displayed values and growth are calculated: Regional traffic-scale input before the modeled Turkey and Israel bridge.
    - Evidence informing base-year allocation inputs; displayed values and growth are calculated: The xx.xx-million 2025 traffic estimate constrains the regional demand proxy, not equipment spending.
    - Evidence informing forecast-year allocation inputs; displayed values and growth are calculated: The xx.xx-million 2025 traffic estimate constrains the regional demand proxy, not equipment spending.
    - Evidence informing base-year allocation inputs; displayed values and growth are calculated: The xx.xx-billion 2025 traffic estimate constrains regional scale; forecast purchasing convergence is assumed.
    - Evidence informing forecast-year allocation inputs; displayed values and growth are calculated: The xx.xx-billion 2025 traffic estimate constrains regional scale; forecast purchasing convergence is assumed.

14. CATSA - 2025 Annual Report, Management's Discussion and Analysis
    - Evidence informing base-year allocation inputs; displayed values and growth are calculated: C$xx.xx EDS capital expenditure constrains the Canadian expenditure calibration; baggage attribution is modeled.
    - Evidence informing forecast-year allocation inputs; displayed values and growth are calculated: C$xx.xx EDS capital expenditure constrains the Canadian expenditure calibration; baggage attribution is modeled.
    - Evidence informing base-year allocation inputs; displayed values and growth are calculated: Buyer-spending calibration supports a premium regional equipment/support intensity, not an observed regional share.
    - Evidence informing forecast-year allocation inputs; displayed values and growth are calculated: Buyer-spending calibration supports a premium regional equipment/support intensity, not an observed regional share.
15. Leidos - Leidos wins TSA logistics contract, 23 January 2025
    - Evidence informing base-year allocation inputs; displayed values and growth are calculated: The eight-year, USD xx.xx maximum sustainment award covers xx.xx units at over xx.xx locations; scope and realization adjustments are modeled.
    - Evidence informing forecast-year allocation inputs; displayed values and growth are calculated: The eight-year, USD xx.xx maximum sustainment award covers xx.xx units at over xx.xx locations; scope and realization adjustments are modeled.
    - Evidence informing base-year allocation inputs; displayed values and growth are calculated: Supports recurring-support scale and manufacturer-coordination constraints, not unrestricted service access.
    - Evidence informing forecast-year allocation inputs; displayed values and growth are calculated: Supports recurring-support scale and manufacturer-coordination constraints, not unrestricted service access.
16. ACI-LAC - Air Traffic in Latin America and the Caribbean Maintains Growth Trajectory with a 5% Increase in 2025
    - Evidence informing base-year allocation inputs; displayed values and growth are calculated: Brazil's xx.xx-million airport-traffic aggregate constrains its demand scale; equipment intensity remains modeled.
    - Evidence informing forecast-year allocation inputs; displayed values and growth are calculated: Brazil's xx.xx-million airport-traffic aggregate constrains its demand scale; equipment intensity remains modeled.
    - Evidence informing base-year allocation inputs; displayed values and growth are calculated: Regional traffic evidence constrains the common country model while leaving uncatalogued activity.
    - Evidence informing forecast-year allocation inputs; displayed values and growth are calculated: Regional traffic evidence constrains the common country model while leaving uncatalogued activity.
17. Eurostat - Air passenger transport statistics, December 2025, Table 1: 2024 country traffic
    - Evidence informing base-year allocation inputs; displayed values and growth are calculated: Traffic primitive.
    - Evidence informing forecast-year allocation inputs; displayed values and growth are calculated: Traffic primitive.
18. Eurostat - Air passenger transport: data by month
    - Evidence informing base-year allocation inputs; displayed values and growth are calculated: Interim country changes inform assumed 2025 bridges; domestic endpoint and expenditure adjustments remain modeled.
    - Evidence informing forecast-year allocation inputs; displayed values and growth are calculated: Interim country changes inform assumed 2025 bridges; domestic endpoint and expenditure adjustments remain modeled.

19. ACI EUROPE - 2025 all about traffic resilience as Europe's airports welcomed an additional 100 million passengers
- Evidence informing base-year allocation inputs; displayed values and growth are calculated: Country growth heterogeneity constrains the shared European purchasing model.
- Evidence informing forecast-year allocation inputs; displayed values and growth are calculated: Country growth heterogeneity constrains the shared European purchasing model.
- Evidence informing base-year allocation inputs; displayed values and growth are calculated: Published Russian weakness constrains, rather than validates, its working scale.
- Evidence informing forecast-year allocation inputs; displayed values and growth are calculated: Published Russian weakness constrains, rather than validates, its working scale.
- Evidence informing base-year allocation inputs; displayed values and growth are calculated: Annual growth input to the 2025 bridge.
- Evidence informing forecast-year allocation inputs; displayed values and growth are calculated: Annual growth input to the 2025 bridge.

20. UK Civil Aviation Authority - UK aviation officially breaks records with over 300m passenger journeys in 2025
- Evidence informing base-year allocation inputs; displayed values and growth are calculated: The xx.xx-million UK-and-Crown-Dependency headline constrains the modeled UK country traffic bridge.
- Evidence informing forecast-year allocation inputs; displayed values and growth are calculated: The xx.xx-million UK-and-Crown-Dependency headline constrains the modeled UK country traffic bridge.

21. Fraport - AI for Monitoring Aviation Security, 22 January 2026
- Evidence informing base-year allocation inputs; displayed values and growth are calculated: Over xx.xx CT scanners and approximately EUR xx.xx cumulative checkpoint investment support a premium installed-mix premise, not annual national revenue.
- Evidence informing forecast-year allocation inputs; displayed values and growth are calculated: Over xx.xx CT scanners and approximately EUR xx.xx cumulative checkpoint investment support a premium installed-mix premise, not annual national revenue.
- Evidence informing base-year allocation inputs; displayed values and growth are calculated: Quantified national deployment provides an independent test of heterogeneous European modernization.
- Evidence informing forecast-year allocation inputs; displayed values and growth are calculated: Quantified national deployment provides an independent test of heterogeneous European modernization.

22. ECAC - Common Evaluation Process of security equipment
- Evidence informing base-year allocation inputs; displayed values and growth are calculated: Evaluation is not national approval; no uniform cross-country market-access premium is assumed.
- Evidence informing forecast-year allocation inputs; displayed values and growth are calculated: Evaluation is not national approval; no uniform cross-country market-access premium is assumed.

23. DHMİ - Havayolunda Cumhuriyet Tarihinin Rekoru, 9 January 2026
- Evidence informing base-year allocation inputs; displayed values and growth are calculated: Supports the traffic rebasing into the captured Middle Eastern parent.
- Evidence informing forecast-year allocation inputs; displayed values and growth are calculated: Supports the traffic rebasing into the captured Middle Eastern parent.

24. Smiths Detection - DAEP checkpoint screening contract for Dubai International Airport, 7 May 2025
- Evidence informing base-year allocation inputs; displayed values and growth are calculated: Purchaser-specific award evidence supports a bounded premium-mix premise, not a GCC-wide allocation.
- Evidence informing forecast-year allocation inputs; displayed values and growth are calculated: Purchaser-specific award evidence supports a bounded premium-mix premise, not a GCC-wide allocation.

25. Airports Company South Africa - Airport statistics
- Evidence informing base-year allocation inputs; displayed values and growth are calculated: Provides an operating-network commercial anchor for the regional installed-base premise.
- Evidence informing forecast-year allocation inputs; displayed values and growth are calculated: Provides an operating-network commercial anchor for the regional installed-base premise.

26. CAAC - 2025 Civil Aviation Industry Development Statistical Bulletin, 17 April 2026
- Evidence informing base-year allocation inputs; displayed values and growth are calculated: Reports xx.xx mainland airport movements and xx.xx transport airports in 2025; the Hong Kong/Macao extension is modeled.
- Evidence informing forecast-year allocation inputs; displayed values and growth are calculated: Reports xx.xx mainland airport movements and xx.xx transport airports in 2025; the Hong Kong/Macao extension is modeled.
- Evidence informing base-year allocation inputs; displayed values and growth are calculated: Large-market traffic and airport-network scale constrain the regional demand model.
- Evidence informing forecast-year allocation inputs; displayed values and growth are calculated: Large-market traffic and airport-network scale constrain the regional demand model.

27. Sydney Airport - Traffic and Operational Performance Q4 2025
- Evidence informing base-year allocation inputs; displayed values and growth are calculated: Sydney's xx.xx-million traffic and staged xx.xx-lane/six-of-seven-lane deployment constrain national scale and modernization assumptions.
- Evidence informing forecast-year allocation inputs; displayed values and growth are calculated: Sydney's xx.xx-million traffic and staged xx.xx-lane/six-of-seven-lane deployment constrain national scale and modernization assumptions.
- Evidence informing base-year allocation inputs; displayed values and growth are calculated: Quantified staged deployment supports regional heterogeneity, not a common modernization timetable.
- Evidence informing forecast-year allocation inputs; displayed values and growth are calculated: Quantified staged deployment supports regional heterogeneity, not a common modernization timetable.

28. U.S. Senator Michael Bennet - SAFEGUARDS Act announcement, 23 July 2025
- Evidence informing base-year allocation inputs; displayed values and growth are calculated: The xx.xx-airport and xx.xx-lane national footprint constrains minimum network support; proposed funding is not counted as realized revenue.
- Evidence informing forecast-year allocation inputs; displayed values and growth are calculated: The xx.xx-airport and xx.xx-lane national footprint constrains minimum network support; proposed funding is not counted as realized revenue.

7.2.4. Equipment Training Services

Table 32. Global Airport Baggage Screening Systems Market Size, by Equipment Training Services, by Region, 2017-2040 (USD Million)

Region	2017	2024	2025	2026	2027	2032	2040	CAGR (%)
Africa	xx.xx	xx.xx	xx.xx	xx.xx	xx.xx	xx.xx	xx.xx	xx.xx
Asia-Pacific	xx.xx	xx.xx	xx.xx	xx.xx	xx.xx	xx.xx	xx.xx	xx.xx
Europe	xx.xx	xx.xx	xx.xx	xx.xx	xx.xx	xx.xx	xx.xx	xx.xx
Latin America	xx.xx	xx.xx	xx.xx	xx.xx	xx.xx	xx.xx	xx.xx	xx.xx
Middle East	xx.xx	xx.xx	xx.xx	xx.xx	xx.xx	xx.xx	xx.xx	xx.xx
North America	xx.xx	xx.xx	xx.xx	xx.xx	xx.xx	xx.xx	xx.xx	xx.xx
Total	**xx.xx**	**xx.xx**	**xx.xx**	**xx.xx**	**xx.xx**	**xx.xx**	**xx.xx**	**xx.xx**

Table 33. Global Airport Baggage Screening Systems Market Size, by Equipment Training Services, by Group, 2017-2040 (USD Million)

Group	2017	2024	2025	2026	2027	2032	2040	CAGR (%)
ASEAN	xx.xx	xx.xx	xx.xx	xx.xx	xx.xx	xx.xx	xx.xx	xx.xx
BRICS	xx.xx	xx.xx	xx.xx	xx.xx	xx.xx	xx.xx	xx.xx	xx.xx
European Union	xx.xx	xx.xx	xx.xx	xx.xx	xx.xx	xx.xx	xx.xx	xx.xx
G7	xx.xx	xx.xx	xx.xx	xx.xx	xx.xx	xx.xx	xx.xx	xx.xx
GCC	xx.xx	xx.xx	xx.xx	xx.xx	xx.xx	xx.xx	xx.xx	xx.xx
NATO	xx.xx	xx.xx	xx.xx	xx.xx	xx.xx	xx.xx	xx.xx	xx.xx

Table 34. Global Airport Baggage Screening Systems Market Size, by Equipment Training Services, by Country, 2017-2040 (USD Million)

Country	2017	2024	2025	2026	2027	2032	2040	CAGR (%)
Australia	xx.xx	xx.xx	xx.xx	xx.xx	xx.xx	xx.xx	xx.xx	xx.xx
Brazil	xx.xx	xx.xx	xx.xx	xx.xx	xx.xx	xx.xx	xx.xx	xx.xx
Canada	xx.xx	xx.xx	xx.xx	xx.xx	xx.xx	xx.xx	xx.xx	xx.xx
China	xx.xx	xx.xx	xx.xx	xx.xx	xx.xx	xx.xx	xx.xx	xx.xx
France	xx.xx	xx.xx	xx.xx	xx.xx	xx.xx	xx.xx	xx.xx	xx.xx
Germany	xx.xx	xx.xx	xx.xx	xx.xx	xx.xx	xx.xx	xx.xx	xx.xx
India	xx.xx	xx.xx	xx.xx	xx.xx	xx.xx	xx.xx	xx.xx	xx.xx
Italy	xx.xx	xx.xx	xx.xx	xx.xx	xx.xx	xx.xx	xx.xx	xx.xx
Japan	xx.xx	xx.xx	xx.xx	xx.xx	xx.xx	xx.xx	xx.xx	xx.xx
Mexico	xx.xx	xx.xx	xx.xx	xx.xx	xx.xx	xx.xx	xx.xx	xx.xx
Russia	xx.xx	xx.xx	xx.xx	xx.xx	xx.xx	xx.xx	xx.xx	xx.xx
South Korea	xx.xx	xx.xx	xx.xx	xx.xx	xx.xx	xx.xx	xx.xx	xx.xx
Spain	xx.xx	xx.xx	xx.xx	xx.xx	xx.xx	xx.xx	xx.xx	xx.xx
United Kingdom	xx.xx	xx.xx	xx.xx	xx.xx	xx.xx	xx.xx	xx.xx	xx.xx
United States	xx.xx	xx.xx	xx.xx	xx.xx	xx.xx	xx.xx	xx.xx	xx.xx
Others	xx.xx	xx.xx	xx.xx	xx.xx	xx.xx	xx.xx	xx.xx	xx.xx
Total	**xx.xx**	**xx.xx**	**xx.xx**	**xx.xx**	**xx.xx**	**xx.xx**	**xx.xx**	**xx.xx**

Sources & Evidence

1. Airport Security Equipment for Doncaster Sheffield Airport.

   · Taxonomy evidence: Training is included with the proposed equipment contracts, supporting an equipment-associated training service rather than screening-officer staffing. ([find-tender.service.gov.uk](https://www.find-tender.service.gov.uk/Notice/xx.xx-2025?origin=SearchResults&p=xx.xx))

2. CATSA Functions, Programs and Activities

   · Taxonomy evidence: The hold-baggage activity definition includes management of screening-officer training on detection equipment, supporting equipment-specific training as distinct from equipment supply. ([catsa-acsta.gc.ca](https://www.catsa-acsta.gc.ca/en/publications/catsa-functions-programs-and-activities))

3. House Report 119-173 - Department of Homeland Security Appropriations Bill, 2026

   · Evidence informing the 2030 market-value input; displayed series and growth include calculations: The aging installed fleet supports replacement demand, but does not establish the forecast's realization dates or annual purchasing rate. ([govinfo.gov](https://www.govinfo.gov/content/pkg/CRPT-119hrpt173/html/CRPT-119hrpt173.htm))

4. GAO-24-106573 - DHS Annual Assessment: Most Programs Are Meeting Current Goals, but Some Continue to Face Cost and Schedule Challenges

   · Evidence informing the 2026 market-value input; displayed series and growth include calculations: Reports plans for xx.xx checkpoint systems and xx.xx increment-one deployments by September 2023; supports an incomplete replacement cycle rather than universal CT adoption. ([gao.gov](https://www.gao.gov/assets/gao-xx.xx-xx.xx.pdf))

5. Global Airport Passenger Traffic Reaches Record 9.8 Billion in 2025, Airports Council International World reports

   · Evidence informing the 2026 market-value input; displayed series and growth include calculations: Reports cooling passenger-growth momentum in 2026, supporting moderation of traffic-driven equipment expansion despite continuing replacement demand. ([aci.aero](https://aci.aero/2026/xx.xx/xx.xx/global-airport-passenger-traffic-reaches-record-xx.xx-xx.xx-billion-in-2025-airports-council-international-world-reports/))

   · Evidence informing base-year allocation inputs; displayed values and growth are calculated: Full-year 2025 traffic weakness qualifies the mature-market expansion assumption.

   · Evidence informing forecast-year allocation inputs; displayed values and growth are calculated: Full-year 2025 traffic weakness qualifies the mature-market expansion assumption.

   · Evidence informing base-year allocation inputs; displayed values and growth are calculated: Full-year growth provides a regional direction check, not an equipment-share observation.

   · Evidence informing forecast-year allocation inputs; displayed values and growth are calculated: Full-year growth provides a regional direction check, not an equipment-share observation.

   · Evidence informing base-year allocation inputs; displayed values and growth are calculated: Full-year traffic growth constrains the regional demand premise.

   · Evidence informing forecast-year allocation inputs; displayed values and growth are calculated: Full-year traffic growth constrains the regional demand premise.

   · Evidence informing forecast-year allocation inputs; displayed values and growth are calculated: The reported first-half 2026 decline of xx.xx% constrains the recovery scenario.

   · Evidence informing base-year allocation inputs; displayed values and growth are calculated: Reported 2025 growth provides a demand-direction check; procurement intensity remains assumed.

   · Evidence informing forecast-year allocation inputs; displayed values and growth are calculated: Reported 2025 growth provides a demand-direction check; procurement intensity remains assumed.

   · Evidence informing base-year allocation inputs; displayed values and growth are calculated: Reported traffic momentum supports differentiated demand, not the final modeled forecast share.

   · Evidence informing forecast-year allocation inputs; displayed values and growth are calculated: Reported traffic momentum supports differentiated demand, not the final modeled forecast share.

6. Smiths Group PLC - Full Year Results for the 12 Months Ended 31 July 2025

· Evidence informing the 2024 market-value input; displayed series and growth include calculations: Discloses aviation original-equipment revenue of xx.xx and aftermarket revenue of xx.xx for FY2024; supplies historical cycle proxies. ([www-live.smiths.com](https://www-live.smiths.com/media/snqpxwkd/smiths-group-plc-annual-results-2025-press-release.pdf))

· Evidence informing the 2027 market-value input; displayed series and growth include calculations: Reports approximately xx.xx cumulative CTiX sales and continuing aviation upgrade demand; supports replacement activity, not an observed global forecast. ([www-live.smiths.com](https://www-live.smiths.com/media/snqpxwkd/smiths-group-plc-annual-results-2025-press-release.pdf))

7. Smiths Group PLC - Annual Report & Accounts FY2023

· Evidence informing the 2022 market-value input; displayed series and growth include calculations: Reports FY2022 aviation original-equipment revenue of xx.xx, used as a dimensionless historical capital-cycle proxy. ([www-live.smiths.com](https://www-live.smiths.com/media/phjp1j44/smiths-annual-report-2023.pdf))

· Evidence informing the 2023 market-value input; displayed series and growth include calculations: Reports FY2023 aviation original-equipment revenue of xx.xx and aftermarket revenue of xx.xx; supports the modeled recovery direction. ([www-live.smiths.com](https://www-live.smiths.com/media/phjp1j44/smiths-annual-report-2023.pdf))

8. Smiths Group PLC - Annual Report FY2022

· Evidence informing the 2021 market-value input; displayed series and growth include calculations: Reports FY2021 aviation revenue of xx.xx, providing a historical purchasing-cycle reference rather than a global observation. ([www-live.smiths.com](https://www-live.smiths.com/media/xjvdpblr/smiths-annual-report-2022-report.pdf))

· Evidence informing the 2022 market-value input; displayed series and growth include calculations: Reports FY2022 aviation revenue of xx.xx and continued weakness in aviation original equipment; supports a delayed capital-spending trough. ([www-live.smiths.com](https://www-live.smiths.com/media/xjvdpblr/smiths-annual-report-2022-report.pdf))

9. Smiths Group PLC - Annual Results for the Year Ended 31 July 2019

· Evidence informing the 2018 market-value input; displayed series and growth include calculations: Reports FY2018 aviation revenue of xx.xx, supplying the historical comparison underlying the backcast. ([smiths.com](https://www.smiths.com/media/u4wla1bw/smiths-group-plc-annual-results-2019-press-release.pdf))

· Evidence informing the 2019 market-value input; displayed series and growth include calculations: Reports FY2019 aviation revenue of xx.xx and customer delivery deferrals, qualifying a traffic-only growth model. ([smiths.com](https://www.smiths.com/media/u4wla1bw/smiths-group-plc-annual-results-2019-press-release.pdf))

· Evidence informing the 2020 market-value input; displayed series and growth include calculations: Identifies deliveries deferred into FY2020; supports the possibility of backlog-supported spending despite a contemporaneous traffic shock, not the exact modeled growth rate. ([smiths.com](https://www.smiths.com/media/u4wla1bw/smiths-group-plc-annual-results-2019-press-release.pdf))

10. ACI World - The High-Wire Balancing Act: Global Air Transport Demand in 2018 and 2019

· Evidence informing the 2017 market-value input; displayed series and growth include calculations: Reports xx.xx airport passengers and xx.xx% growth in 2018; the growth observation informs the 2017 backcast bridge. ([blog.aci.aero](https://blog.aci.aero/airport-economics/the-high-wire-balancing-act-global-air-transport-demand-in-2018-and-2019/))

· Evidence informing the 2018 market-value input; displayed series and growth include calculations: Provides the observed 2018 traffic-growth reference, not an equipment-market growth observation. ([blog.aci.aero](https://blog.aci.aero/airport-economics/the-high-wire-balancing-act-global-air-transport-demand-in-2018-and-2019/))

11. ICAO A42-WP/556 - State of the Industry and Outlook for Airport Traffic, Presented by ACI

· Evidence informing the 2020 market-value input; displayed series and growth include calculations: Records the collapse from xx.xx airport passengers in 2019 to xx.xx in 2020; constrains the shock and funding-risk interpretation. ([icao.int](https://www.icao.int/sites/default/files/Meetings/a42/Documents/WP/wp_556_en.pdf))

· Evidence informing the 2021 market-value input; displayed series and growth include calculations: Reports xx.xx airport passengers in 2021, supporting a prolonged funding and activity shock. ([icao.int](https://www.icao.int/sites/default/files/Meetings/a42/Documents/WP/wp_556_en.pdf))

· Evidence informing the 2023 market-value input; displayed series and growth include calculations: Reports xx.xx airport passengers in 2023; traffic recovery is distinguished from equipment purchasing. ([icao.int](https://www.icao.int/sites/default/files/Meetings/a42/Documents/WP/wp_556_en.pdf))

· Evidence informing the 2024 market-value input; displayed series and growth include calculations: Reports xx.xx airport passengers in 2024, providing a demand recovery cross-check. ([icao.int](https://www.icao.int/sites/default/files/Meetings/a42/Documents/WP/wp_556_en.pdf))

12. Port of Seattle - Baggage Handling System Optimization

· Evidence informing the 2029 market-value input; displayed series and growth include calculations: Seattle plans to consolidate six baggage-screening systems, increase supported passenger capacity, and reduce screening-machine demand. Supports integration spending without one-for-one detector growth. ([portseattle.org](https://www.portseattle.org/projects/baggage-handling-system-optimization))

· Evidence informing the 2032 market-value input; displayed series and growth include calculations: The consolidation example constrains equipment-volume assumptions; its whole baggage-handling project value is excluded from market sizing. ([portseattle.org](https://www.portseattle.org/projects/baggage-handling-system-optimization))

· Evidence informing the 2040 market-value input; displayed series and growth include calculations: Provides a commercial counterexample to extrapolating passenger growth directly into machine counts throughout the long-range forecast. ([portseattle.org](https://www.portseattle.org/projects/baggage-handling-system-optimization))

13. Smiths Group PLC - Half Year Results for the Six Months Ended 31 January 2026

· Evidence informing the 2026 market-value input; displayed series and growth include calculations: Reports xx.xx% organic growth for Smiths Detection in HY2026, with aviation checkpoint upgrades contributing. Supports a positive 2026 nowcast, not a directly observed global growth rate. ([www-live.smiths.com](https://www-live.smiths.com/media/villk35h/smiths-hy26-results-press-release.pdf))

14. ACI World - Biannual global air travel demand update, 30 September 2025
    - Evidence informing base-year allocation inputs; displayed values and growth are calculated: Regional traffic-scale input; geographic rebasing and spending intensities are modeled.
    - Evidence informing forecast-year allocation inputs; displayed values and growth are calculated: Regional traffic-scale input; geographic rebasing and spending intensities are modeled.
    - Evidence informing base-year allocation inputs; displayed values and growth are calculated: Regional traffic-scale input; Mexico is reassigned to its captured North American parent.
    - Evidence informing forecast-year allocation inputs; displayed values and growth are calculated: Regional traffic-scale input; Mexico is reassigned to its captured North American parent.
    - Evidence informing base-year allocation inputs; displayed values and growth are calculated: Regional traffic-scale input; source membership differs from the captured hierarchy.
    - Evidence informing forecast-year allocation inputs; displayed values and growth are calculated: Regional traffic-scale input; source membership differs from the captured hierarchy.
    - Evidence informing base-year allocation inputs; displayed values and growth are calculated: Regional traffic-scale input before the modeled Turkey and Israel bridge.
    - Evidence informing forecast-year allocation inputs; displayed values and growth are calculated: Regional traffic-scale input before the modeled Turkey and Israel bridge.
    - Evidence informing base-year allocation inputs; displayed values and growth are calculated: The xx.xx-million 2025 traffic estimate constrains the regional demand proxy, not equipment spending.
    - Evidence informing forecast-year allocation inputs; displayed values and growth are calculated: The xx.xx-million 2025 traffic estimate constrains the regional demand proxy, not equipment spending.
    - Evidence informing base-year allocation inputs; displayed values and growth are calculated: The xx.xx-billion 2025 traffic estimate constrains regional scale; forecast purchasing convergence is assumed.
    - Evidence informing forecast-year allocation inputs; displayed values and growth are calculated: The xx.xx-billion 2025 traffic estimate constrains regional scale; forecast purchasing convergence is assumed.
15. CATSA - 2025 Annual Report, Management's Discussion and Analysis
    - Evidence informing base-year allocation inputs; displayed values and growth are calculated: C$xx.xx EDS capital expenditure constrains the Canadian expenditure calibration; baggage attribution is modeled.
    - Evidence informing forecast-year allocation inputs; displayed values and growth are calculated: C$xx.xx EDS capital expenditure constrains the Canadian expenditure calibration; baggage attribution is modeled.
    - Evidence informing base-year allocation inputs; displayed values and growth are calculated: Buyer-spending calibration supports a premium regional equipment/support intensity, not an observed regional share.
    - Evidence informing forecast-year allocation inputs; displayed values and growth are calculated: Buyer-spending calibration supports a premium regional equipment/support intensity, not an observed regional share.
    - Evidence informing base-year allocation inputs; displayed values and growth are calculated: EDS capital expenditure of C$xx.xx includes equipment and installation/integration and supplies the training-calibration denominator, subject to baggage attribution. ([catsa-acsta.gc.ca](https://www.catsa-acsta.gc.ca/en/publications/2025-annual-report/management-discussion-and-analysis))
    - Evidence informing forecast-year allocation inputs; displayed values and growth are calculated: EDS capital expenditure of C$xx.xx includes equipment and installation/integration and supplies the training-calibration denominator, subject to baggage attribution. ([catsa-acsta.gc.ca](https://www.catsa-acsta.gc.ca/en/publications/2025-annual-report/management-discussion-and-analysis))

16. Leidos - Leidos wins TSA logistics contract, 23 January 2025
    - Evidence informing base-year allocation inputs; displayed values and growth are calculated: The eight-year, USD xx.xx maximum sustainment award covers xx.xx units at over xx.xx locations; scope and realization adjustments are modeled.
    - Evidence informing forecast-year allocation inputs; displayed values and growth are calculated: The eight-year, USD xx.xx maximum sustainment award covers xx.xx units at over xx.xx locations; scope and realization adjustments are modeled.
    - Evidence informing base-year allocation inputs; displayed values and growth are calculated: Supports recurring-support scale and manufacturer-coordination constraints, not unrestricted service access.
    - Evidence informing forecast-year allocation inputs; displayed values and growth are calculated: Supports recurring-support scale and manufacturer-coordination constraints, not unrestricted service access.
17. ACI-LAC - Air Traffic in Latin America and the Caribbean Maintains Growth Trajectory with a 5% Increase in 2025
    - Evidence informing base-year allocation inputs; displayed values and growth are calculated: Brazil's xx.xx-million airport-traffic aggregate constrains its demand scale; equipment intensity remains modeled.
    - Evidence informing forecast-year allocation inputs; displayed values and growth are calculated: Brazil's xx.xx-million airport-traffic aggregate constrains its demand scale; equipment intensity remains modeled.
    - Evidence informing base-year allocation inputs; displayed values and growth are calculated: Regional traffic evidence constrains the common country model while leaving uncatalogued activity.
    - Evidence informing forecast-year allocation inputs; displayed values and growth are calculated: Regional traffic evidence constrains the common country model while leaving uncatalogued activity.
18. Eurostat - Air passenger transport statistics, December 2025, Table 1: 2024 country traffic
    - Evidence informing base-year allocation inputs; displayed values and growth are calculated: Traffic primitive.
    - Evidence informing forecast-year allocation inputs; displayed values and growth are calculated: Traffic primitive.
19. Eurostat - Air passenger transport: data by month
    - Evidence informing base-year allocation inputs; displayed values and growth are calculated: Interim country changes inform assumed 2025 bridges; domestic endpoint and expenditure adjustments remain modeled.
    - Evidence informing forecast-year allocation inputs; displayed values and growth are calculated: Interim country changes inform assumed 2025 bridges; domestic endpoint and expenditure adjustments remain modeled.
20. ACI EUROPE - 2025 all about traffic resilience as Europe's airports welcomed an additional 100 million passengers
    - Evidence informing base-year allocation inputs; displayed values and growth are calculated: Country growth heterogeneity constrains the shared European purchasing model.
    - Evidence informing forecast-year allocation inputs; displayed values and growth are calculated: Country growth heterogeneity constrains the shared European purchasing model.
    - Evidence informing base-year allocation inputs; displayed values and growth are calculated: Published Russian weakness constrains, rather than validates, its working scale.
    - Evidence informing forecast-year allocation inputs; displayed values and growth are calculated: Published Russian weakness constrains, rather than validates, its working scale.
    - Evidence informing base-year allocation inputs; displayed values and growth are calculated: Annual growth input to the 2025 bridge.
    - Evidence informing forecast-year allocation inputs; displayed values and growth are calculated: Annual growth input to the 2025 bridge.
21. UK Civil Aviation Authority - UK aviation officially breaks records with over 300m passenger journeys in 2025
    - Evidence informing base-year allocation inputs; displayed values and growth are calculated: The xx.xx-million UK-and-Crown-Dependency headline constrains the modeled UK country traffic bridge.
    - Evidence informing forecast-year allocation inputs; displayed values and growth are calculated: The xx.xx-million UK-and-Crown-Dependency headline constrains the modeled UK country traffic bridge.

22. Fraport - AI for Monitoring Aviation Security, 22 January 2026
    - Evidence informing base-year allocation inputs; displayed values and growth are calculated: Over xx.xx CT scanners and approximately EUR xx.xx cumulative checkpoint investment support a premium installed-mix premise, not annual national revenue.
    - Evidence informing forecast-year allocation inputs; displayed values and growth are calculated: Over xx.xx CT scanners and approximately EUR xx.xx cumulative checkpoint investment support a premium installed-mix premise, not annual national revenue.
    - Evidence informing base-year allocation inputs; displayed values and growth are calculated: Quantified national deployment provides an independent test of heterogeneous European modernization.
    - Evidence informing forecast-year allocation inputs; displayed values and growth are calculated: Quantified national deployment provides an independent test of heterogeneous European modernization.
23. ECAC - Common Evaluation Process of security equipment
    - Evidence informing base-year allocation inputs; displayed values and growth are calculated: Evaluation is not national approval; no uniform cross-country market-access premium is assumed.
    - Evidence informing forecast-year allocation inputs; displayed values and growth are calculated: Evaluation is not national approval; no uniform cross-country market-access premium is assumed.
24. DHMİ - Havayolunda Cumhuriyet Tarihinin Rekoru, 9 January 2026
    - Evidence informing base-year allocation inputs; displayed values and growth are calculated: Supports the traffic rebasing into the captured Middle Eastern parent.
    - Evidence informing forecast-year allocation inputs; displayed values and growth are calculated: Supports the traffic rebasing into the captured Middle Eastern parent.
25. Smiths Detection - DAEP checkpoint screening contract for Dubai International Airport, 7 May 2025
    - Evidence informing base-year allocation inputs; displayed values and growth are calculated: Purchaser-specific award evidence supports a bounded premium-mix premise, not a GCC-wide allocation.
    - Evidence informing forecast-year allocation inputs; displayed values and growth are calculated: Purchaser-specific award evidence supports a bounded premium-mix premise, not a GCC-wide allocation.
26. Airports Company South Africa - Airport statistics
    - Evidence informing base-year allocation inputs; displayed values and growth are calculated: Provides an operating-network commercial anchor for the regional installed-base premise.
    - Evidence informing forecast-year allocation inputs; displayed values and growth are calculated: Provides an operating-network commercial anchor for the regional installed-base premise.
27. CAAC - 2025 Civil Aviation Industry Development Statistical Bulletin, 17 April 2026
    - Evidence informing base-year allocation inputs; displayed values and growth are calculated: Reports xx.xx mainland airport movements and xx.xx transport airports in 2025; the Hong Kong/Macao extension is modeled.
    - Evidence informing forecast-year allocation inputs; displayed values and growth are calculated: Reports xx.xx mainland airport movements and xx.xx transport airports in 2025; the Hong Kong/Macao extension is modeled.
    - Evidence informing base-year allocation inputs; displayed values and growth are calculated: Large-market traffic and airport-network scale constrain the regional demand model.
    - Evidence informing forecast-year allocation inputs; displayed values and growth are calculated: Large-market traffic and airport-network scale constrain the regional demand model.
28. Sydney Airport - Traffic and Operational Performance Q4 2025
    - Evidence informing base-year allocation inputs; displayed values and growth are calculated: Sydney's xx.xx-million traffic and staged xx.xx-lane/six-of-seven-lane deployment constrain national scale and modernization assumptions.
    - Evidence informing forecast-year allocation inputs; displayed values and growth are calculated: Sydney's xx.xx-million traffic and staged xx.xx-lane/six-of-seven-lane deployment constrain national scale and modernization assumptions.
    - Evidence informing base-year allocation inputs; displayed values and growth are calculated: Quantified staged deployment supports regional heterogeneity, not a common modernization timetable.
    - Evidence informing forecast-year allocation inputs; displayed values and growth are calculated: Quantified staged deployment supports regional heterogeneity, not a common modernization timetable.

29. U.S. Senator Michael Bennet - SAFEGUARDS Act announcement, 23 July 2025
    - Evidence informing base-year allocation inputs; displayed values and growth are calculated: The xx.xx-airport and xx.xx-lane national footprint constrains minimum network support; proposed funding is not counted as realized revenue.
    - Evidence informing forecast-year allocation inputs; displayed values and growth are calculated: The xx.xx-airport and xx.xx-lane national footprint constrains minimum network support; proposed funding is not counted as realized revenue.
30. CATSA 2025 Annual Report - Notes to the Financial Statements
    - Evidence informing base-year allocation inputs; displayed values and growth are calculated: The C$xx.xx training/certification expense supplies the numerator of the adjusted training-to-capital proxy. ([catsa-acsta.gc.ca](https://www.catsa-acsta.gc.ca/en/publications/2025-annual-report/notes-financial-statements))
    - Evidence informing forecast-year allocation inputs; displayed values and growth are calculated: The C$xx.xx training/certification expense supplies the numerator of the adjusted training-to-capital proxy. ([catsa-acsta.gc.ca](https://www.catsa-acsta.gc.ca/en/publications/2025-annual-report/notes-financial-statements))
31. Smiths Detection - Service
    - Evidence informing base-year allocation inputs; displayed values and growth are calculated: Equipment-specific training and certification are commercial offerings distinct from routine screening staffing. ([smithsdetection.com](https://www.smithsdetection.com/service/))
    - Evidence informing forecast-year allocation inputs; displayed values and growth are calculated: Equipment-specific training and certification are commercial offerings distinct from routine screening staffing. ([smithsdetection.com](https://www.smithsdetection.com/service/))

7.3. Replacement Parts and Consumables

Table 35. Global Airport Baggage Screening Systems Market, by Replacement Parts and Consumables growth contribution, 2025-2032

Category	2025 value (USD Million)	2032 value (USD Million)	Added value (USD Million)	2025 share (%)	2032 share (%)	Change (pp)	Growth share (%)	CAGR (%)
Detection Consumables	xx.xx	xx.xx	xx.xx	xx.xx	xx.xx	xx.xx	xx.xx	xx.xx
Replacement Parts and Upgrade Kits	xx.xx	xx.xx	xx.xx	xx.xx	xx.xx	xx.xx	xx.xx	xx.xx
Scope total	**xx.xx**	**xx.xx**	**xx.xx**	**xx.xx**	**xx.xx**	**xx.xx**	**xx.xx**	**xx.xx**

Table 36. Global Airport Baggage Screening Systems Market Size, by Replacement Parts and Consumables, by Region, 2017-2040 (USD Million)

Region	2017	2024	2025	2026	2027	2032	2040	CAGR (%)
Africa	xx.xx	xx.xx	xx.xx	xx.xx	xx.xx	xx.xx	xx.xx	xx.xx
Asia-Pacific	xx.xx	xx.xx	xx.xx	xx.xx	xx.xx	xx.xx	xx.xx	xx.xx
Europe	xx.xx	xx.xx	xx.xx	xx.xx	xx.xx	xx.xx	xx.xx	xx.xx
Latin America	xx.xx	xx.xx	xx.xx	xx.xx	xx.xx	xx.xx	xx.xx	xx.xx
Middle East	xx.xx	xx.xx	xx.xx	xx.xx	xx.xx	xx.xx	xx.xx	xx.xx
North America	xx.xx	xx.xx	xx.xx	xx.xx	xx.xx	xx.xx	xx.xx	xx.xx
Total	**xx.xx**	**xx.xx**	**xx.xx**	**xx.xx**	**xx.xx**	**xx.xx**	**xx.xx**	**xx.xx**

Table 37. Global Airport Baggage Screening Systems Market Size, by Replacement Parts and Consumables, by Group, 2017-2040 (USD Million)

Group	2017	2024	2025	2026	2027	2032	2040	CAGR (%)
ASEAN	xx.xx	xx.xx	xx.xx	xx.xx	xx.xx	xx.xx	xx.xx	xx.xx
BRICS	xx.xx	xx.xx	xx.xx	xx.xx	xx.xx	xx.xx	xx.xx	xx.xx
European Union	xx.xx	xx.xx	xx.xx	xx.xx	xx.xx	xx.xx	xx.xx	xx.xx
G7	xx.xx	xx.xx	xx.xx	xx.xx	xx.xx	xx.xx	xx.xx	xx.xx
GCC	xx.xx	xx.xx	xx.xx	xx.xx	xx.xx	xx.xx	xx.xx	xx.xx
NATO	xx.xx	xx.xx	xx.xx	xx.xx	xx.xx	xx.xx	xx.xx	xx.xx

Table 38. Global Airport Baggage Screening Systems Market Size, by Replacement Parts and Consumables, by Country, 2017-2040 (USD Million)

Country	2017	2024	2025	2026	2027	2032	2040	CAGR (%)
Australia	xx.xx	xx.xx	xx.xx	xx.xx	xx.xx	xx.xx	xx.xx	xx.xx
Brazil	xx.xx	xx.xx	xx.xx	xx.xx	xx.xx	xx.xx	xx.xx	xx.xx
Canada	xx.xx	xx.xx	xx.xx	xx.xx	xx.xx	xx.xx	xx.xx	xx.xx
China	xx.xx	xx.xx	xx.xx	xx.xx	xx.xx	xx.xx	xx.xx	xx.xx
France	xx.xx	xx.xx	xx.xx	xx.xx	xx.xx	xx.xx	xx.xx	xx.xx
Germany	xx.xx	xx.xx	xx.xx	xx.xx	xx.xx	xx.xx	xx.xx	xx.xx
India	xx.xx	xx.xx	xx.xx	xx.xx	xx.xx	xx.xx	xx.xx	xx.xx
Italy	xx.xx	xx.xx	xx.xx	xx.xx	xx.xx	xx.xx	xx.xx	xx.xx
Japan	xx.xx	xx.xx	xx.xx	xx.xx	xx.xx	xx.xx	xx.xx	xx.xx
Mexico	xx.xx	xx.xx	xx.xx	xx.xx	xx.xx	xx.xx	xx.xx	xx.xx
Russia	xx.xx	xx.xx	xx.xx	xx.xx	xx.xx	xx.xx	xx.xx	xx.xx
South Korea	xx.xx	xx.xx	xx.xx	xx.xx	xx.xx	xx.xx	xx.xx	xx.xx
Spain	xx.xx	xx.xx	xx.xx	xx.xx	xx.xx	xx.xx	xx.xx	xx.xx
United Kingdom	xx.xx	xx.xx	xx.xx	xx.xx	xx.xx	xx.xx	xx.xx	xx.xx
United States	xx.xx	xx.xx	xx.xx	xx.xx	xx.xx	xx.xx	xx.xx	xx.xx
Others	xx.xx	xx.xx	xx.xx	xx.xx	xx.xx	xx.xx	xx.xx	xx.xx
Total	**xx.xx**	**xx.xx**	**xx.xx**	**xx.xx**	**xx.xx**	**xx.xx**	**xx.xx**	**xx.xx**

Sources & Evidence

1. CATSA 2025 Annual Report - Notes to the Financial Statements

   · Taxonomy evidence: Reported expense and commitment categories include spare parts and trace consumables, supporting aftermarket activity rather than an equipment-only boundary. ([catsa-acsta.gc.ca](https://www.catsa-acsta.gc.ca/en/publications/2025-annual-report/notes-financial-statements))

   · Evidence informing base-year allocation inputs; displayed values and growth are calculated: C$xx.xx trace/consumables is distinct from maintenance/spares and supplies the contrary consumables-intensity comparator, not a global observation. ([catsa-acsta.gc.ca](https://www.catsa-acsta.gc.ca/en/publications/2025-annual-report/notes-financial-statements))

   · Evidence informing forecast-year allocation inputs; displayed values and growth are calculated: C$xx.xx trace/consumables is distinct from maintenance/spares and supplies the contrary consumables-intensity comparator, not a global observation. ([catsa-acsta.gc.ca](https://www.catsa-acsta.gc.ca/en/publications/2025-annual-report/notes-financial-statements))

2. House Report 119-173 - Department of Homeland Security Appropriations Bill, 2026

   · Evidence informing the 2030 market-value input; displayed series and growth include calculations: The aging installed fleet supports replacement demand, but does not establish the forecast's realization dates or annual purchasing rate. ([govinfo.gov](https://www.govinfo.gov/content/pkg/CRPT-119hrpt173/html/CRPT-119hrpt173.htm))

3. GAO-24-106573 - DHS Annual Assessment: Most Programs Are Meeting Current Goals, but Some Continue to Face Cost and Schedule Challenges
   - Evidence informing the 2026 market-value input; displayed series and growth include calculations: Reports plans for xx.xx checkpoint systems and xx.xx increment-one deployments by September 2023; supports an incomplete replacement cycle rather than universal CT adoption. ([gao.gov](https://www.gao.gov/assets/gao-xx.xx-xx.xx.pdf))
4. Global Airport Passenger Traffic Reaches Record 9.8 Billion in 2025, Airports Council International World reports
   - Evidence informing the 2026 market-value input; displayed series and growth include calculations: Reports cooling passenger-growth momentum in 2026, supporting moderation of traffic-driven equipment expansion despite continuing replacement demand. ([aci.aero](https://aci.aero/2026/xx.xx/xx.xx/global-airport-passenger-traffic-reaches-record-xx.xx-xx.xx-billion-in-2025-airports-council-international-world-reports/))
   - Evidence informing base-year allocation inputs; displayed values and growth are calculated: Full-year 2025 traffic weakness qualifies the mature-market expansion assumption.
   - Evidence informing forecast-year allocation inputs; displayed values and growth are calculated: Full-year 2025 traffic weakness qualifies the mature-market expansion assumption.
   - Evidence informing base-year allocation inputs; displayed values and growth are calculated: Full-year growth provides a regional direction check, not an equipment-share observation.
   - Evidence informing forecast-year allocation inputs; displayed values and growth are calculated: Full-year growth provides a regional direction check, not an equipment-share observation.
   - Evidence informing base-year allocation inputs; displayed values and growth are calculated: Full-year traffic growth constrains the regional demand premise.
   - Evidence informing forecast-year allocation inputs; displayed values and growth are calculated: Full-year traffic growth constrains the regional demand premise.
   - Evidence informing forecast-year allocation inputs; displayed values and growth are calculated: The reported first-half 2026 decline of xx.xx% constrains the recovery scenario.
   - Evidence informing base-year allocation inputs; displayed values and growth are calculated: Reported 2025 growth provides a demand-direction check; procurement intensity remains assumed.
   - Evidence informing forecast-year allocation inputs; displayed values and growth are calculated: Reported 2025 growth provides a demand-direction check; procurement intensity remains assumed.
   - Evidence informing base-year allocation inputs; displayed values and growth are calculated: Reported traffic momentum supports differentiated demand, not the final modeled forecast share.
   - Evidence informing forecast-year allocation inputs; displayed values and growth are calculated: Reported traffic momentum supports differentiated demand, not the final modeled forecast share.
5. Smiths Group PLC - Full Year Results for the 12 Months Ended 31 July 2025
   - Evidence informing the 2024 market-value input; displayed series and growth include calculations: Discloses aviation original-equipment revenue of xx.xx and aftermarket revenue of xx.xx for FY2024; supplies historical cycle proxies. ([www-live.smiths.com](https://www-live.smiths.com/media/snqpxwkd/smiths-group-plc-annual-results-2025-press-release.pdf))
   - Evidence informing the 2027 market-value input; displayed series and growth include calculations: Reports approximately xx.xx cumulative CTiX sales and continuing aviation upgrade demand; supports replacement activity, not an observed global forecast. ([www-live.smiths.com](https://www-live.smiths.com/media/snqpxwkd/smiths-group-plc-annual-results-2025-press-release.pdf))

6. Smiths Group PLC - Annual Report & Accounts FY2023
   - Evidence informing the 2022 market-value input; displayed series and growth include calculations: Reports FY2022 aviation original-equipment revenue of xx.xx, used as a dimensionless historical capital-cycle proxy. ([www-live.smiths.com](https://www-live.smiths.com/media/phjp1j44/smiths-annual-report-2023.pdf))
   - Evidence informing the 2023 market-value input; displayed series and growth include calculations: Reports FY2023 aviation original-equipment revenue of xx.xx and aftermarket revenue of xx.xx; supports the modeled recovery direction. ([www-live.smiths.com](https://www-live.smiths.com/media/phjp1j44/smiths-annual-report-2023.pdf))
7. Smiths Group PLC - Annual Report FY2022
   - Evidence informing the 2021 market-value input; displayed series and growth include calculations: Reports FY2021 aviation revenue of xx.xx, providing a historical purchasing-cycle reference rather than a global observation. ([www-live.smiths.com](https://www-live.smiths.com/media/xjvdpblr/smiths-annual-report-2022-report.pdf))
   - Evidence informing the 2022 market-value input; displayed series and growth include calculations: Reports FY2022 aviation revenue of xx.xx and continued weakness in aviation original equipment; supports a delayed capital-spending trough. ([www-live.smiths.com](https://www-live.smiths.com/media/xjvdpblr/smiths-annual-report-2022-report.pdf))
8. Smiths Group PLC - Annual Results for the Year Ended 31 July 2019
   - Evidence informing the 2018 market-value input; displayed series and growth include calculations: Reports FY2018 aviation revenue of xx.xx, supplying the historical comparison underlying the backcast. ([smiths.com](https://www.smiths.com/media/u4wla1bw/smiths-group-plc-annual-results-2019-press-release.pdf))
   - Evidence informing the 2019 market-value input; displayed series and growth include calculations: Reports FY2019 aviation revenue of xx.xx and customer delivery deferrals, qualifying a traffic-only growth model. ([smiths.com](https://www.smiths.com/media/u4wla1bw/smiths-group-plc-annual-results-2019-press-release.pdf))
   - Evidence informing the 2020 market-value input; displayed series and growth include calculations: Identifies deliveries deferred into FY2020; supports the possibility of backlog-supported spending despite a contemporaneous traffic shock, not the exact modeled growth rate. ([smiths.com](https://www.smiths.com/media/u4wla1bw/smiths-group-plc-annual-results-2019-press-release.pdf))
9. ACI World - The High-Wire Balancing Act: Global Air Transport Demand in 2018 and 2019
   - Evidence informing the 2017 market-value input; displayed series and growth include calculations: Reports xx.xx airport passengers and xx.xx% growth in 2018; the growth observation informs the 2017 backcast bridge. ([blog.aci.aero](https://blog.aci.aero/airport-economics/the-high-wire-balancing-act-global-air-transport-demand-in-2018-and-2019/))
   - Evidence informing the 2018 market-value input; displayed series and growth include calculations: Provides the observed 2018 traffic-growth reference, not an equipment-market growth observation. ([blog.aci.aero](https://blog.aci.aero/airport-economics/the-high-wire-balancing-act-global-air-transport-demand-in-2018-and-2019/))
10. ICAO A42-WP/556 - State of the Industry and Outlook for Airport Traffic, Presented by ACI
    - Evidence informing the 2020 market-value input; displayed series and growth include calculations: Records the collapse from xx.xx airport passengers in 2019 to xx.xx in 2020; constrains the shock and funding-risk interpretation. ([icao.int](https://www.icao.int/sites/default/files/Meetings/a42/Documents/WP/wp_556_en.pdf))
    - Evidence informing the 2021 market-value input; displayed series and growth include calculations: Reports xx.xx airport passengers in 2021, supporting a prolonged funding and activity shock. ([icao.int](https://www.icao.int/sites/default/files/Meetings/a42/Documents/WP/wp_556_en.pdf))
    - Evidence informing the 2023 market-value input; displayed series and growth include calculations: Reports xx.xx airport passengers in 2023; traffic recovery is distinguished from equipment purchasing. ([icao.int](https://www.icao.int/sites/default/files/Meetings/a42/Documents/WP/wp_556_en.pdf))
    - Evidence informing the 2024 market-value input; displayed series and growth include calculations: Reports xx.xx airport passengers in 2024, providing a demand recovery cross-check. ([icao.int](https://www.icao.int/sites/default/files/Meetings/a42/Documents/WP/wp_556_en.pdf))

11. Port of Seattle - Baggage Handling System Optimization
    - Evidence informing the 2029 market-value input; displayed series and growth include calculations: Seattle plans to consolidate six baggage-screening systems, increase supported passenger capacity, and reduce screening-machine demand. Supports integration spending without one-for-one detector growth. ([portseattle.org](https://www.portseattle.org/projects/baggage-handling-system-optimization))
    - Evidence informing the 2032 market-value input; displayed series and growth include calculations: The consolidation example constrains equipment-volume assumptions; its whole baggage-handling project value is excluded from market sizing. ([portseattle.org](https://www.portseattle.org/projects/baggage-handling-system-optimization))
    - Evidence informing the 2040 market-value input; displayed series and growth include calculations: Provides a commercial counterexample to extrapolating passenger growth directly into machine counts throughout the long-range forecast. ([portseattle.org](https://www.portseattle.org/projects/baggage-handling-system-optimization))
12. Smiths Group PLC - Half Year Results for the Six Months Ended 31 January 2026
    - Evidence informing the 2026 market-value input; displayed series and growth include calculations: Reports xx.xx% organic growth for Smiths Detection in HY2026, with aviation checkpoint upgrades contributing. Supports a positive 2026 nowcast, not a directly observed global growth rate. ([www-live.smiths.com](https://www-live.smiths.com/media/villk35h/smiths-hy26-results-press-release.pdf))
13. ACI World - Biannual global air travel demand update, 30 September 2025
    - Evidence informing base-year allocation inputs; displayed values and growth are calculated: Regional traffic-scale input; geographic rebasing and spending intensities are modeled.
    - Evidence informing forecast-year allocation inputs; displayed values and growth are calculated: Regional traffic-scale input; geographic rebasing and spending intensities are modeled.
    - Evidence informing base-year allocation inputs; displayed values and growth are calculated: Regional traffic-scale input; Mexico is reassigned to its captured North American parent.
    - Evidence informing forecast-year allocation inputs; displayed values and growth are calculated: Regional traffic-scale input; Mexico is reassigned to its captured North American parent.
    - Evidence informing base-year allocation inputs; displayed values and growth are calculated: Regional traffic-scale input; source membership differs from the captured hierarchy.
    - Evidence informing forecast-year allocation inputs; displayed values and growth are calculated: Regional traffic-scale input; source membership differs from the captured hierarchy.
    - Evidence informing base-year allocation inputs; displayed values and growth are calculated: Regional traffic-scale input before the modeled Turkey and Israel bridge.
    - Evidence informing forecast-year allocation inputs; displayed values and growth are calculated: Regional traffic-scale input before the modeled Turkey and Israel bridge.
    - Evidence informing base-year allocation inputs; displayed values and growth are calculated: The xx.xx-million 2025 traffic estimate constrains the regional demand proxy, not equipment spending.
    - Evidence informing forecast-year allocation inputs; displayed values and growth are calculated: The xx.xx-million 2025 traffic estimate constrains the regional demand proxy, not equipment spending.
    - Evidence informing base-year allocation inputs; displayed values and growth are calculated: The xx.xx-billion 2025 traffic estimate constrains regional scale; forecast purchasing convergence is assumed.
    - Evidence informing forecast-year allocation inputs; displayed values and growth are calculated: The xx.xx-billion 2025 traffic estimate constrains regional scale; forecast purchasing convergence is assumed.

14. CATSA - 2025 Annual Report, Management's Discussion and Analysis
    - Evidence informing base-year allocation inputs; displayed values and growth are calculated: C$xx.xx EDS capital expenditure constrains the Canadian expenditure calibration; baggage attribution is modeled.
    - Evidence informing forecast-year allocation inputs; displayed values and growth are calculated: C$xx.xx EDS capital expenditure constrains the Canadian expenditure calibration; baggage attribution is modeled.
    - Evidence informing base-year allocation inputs; displayed values and growth are calculated: Buyer-spending calibration supports a premium regional equipment/support intensity, not an observed regional share.
    - Evidence informing forecast-year allocation inputs; displayed values and growth are calculated: Buyer-spending calibration supports a premium regional equipment/support intensity, not an observed regional share.
15. Leidos - Leidos wins TSA logistics contract, 23 January 2025
    - Evidence informing base-year allocation inputs; displayed values and growth are calculated: The eight-year, USD xx.xx maximum sustainment award covers xx.xx units at over xx.xx locations; scope and realization adjustments are modeled.
    - Evidence informing forecast-year allocation inputs; displayed values and growth are calculated: The eight-year, USD xx.xx maximum sustainment award covers xx.xx units at over xx.xx locations; scope and realization adjustments are modeled.
    - Evidence informing base-year allocation inputs; displayed values and growth are calculated: Supports recurring-support scale and manufacturer-coordination constraints, not unrestricted service access.
    - Evidence informing forecast-year allocation inputs; displayed values and growth are calculated: Supports recurring-support scale and manufacturer-coordination constraints, not unrestricted service access.
16. ACI-LAC - Air Traffic in Latin America and the Caribbean Maintains Growth Trajectory with a 5% Increase in 2025
    - Evidence informing base-year allocation inputs; displayed values and growth are calculated: Brazil's xx.xx-million airport-traffic aggregate constrains its demand scale; equipment intensity remains modeled.
    - Evidence informing forecast-year allocation inputs; displayed values and growth are calculated: Brazil's xx.xx-million airport-traffic aggregate constrains its demand scale; equipment intensity remains modeled.
    - Evidence informing base-year allocation inputs; displayed values and growth are calculated: Regional traffic evidence constrains the common country model while leaving uncatalogued activity.
    - Evidence informing forecast-year allocation inputs; displayed values and growth are calculated: Regional traffic evidence constrains the common country model while leaving uncatalogued activity.
17. Eurostat - Air passenger transport statistics, December 2025, Table 1: 2024 country traffic
    - Evidence informing base-year allocation inputs; displayed values and growth are calculated: Traffic primitive.
    - Evidence informing forecast-year allocation inputs; displayed values and growth are calculated: Traffic primitive.
18. Eurostat - Air passenger transport: data by month
    - Evidence informing base-year allocation inputs; displayed values and growth are calculated: Interim country changes inform assumed 2025 bridges; domestic endpoint and expenditure adjustments remain modeled.
    - Evidence informing forecast-year allocation inputs; displayed values and growth are calculated: Interim country changes inform assumed 2025 bridges; domestic endpoint and expenditure adjustments remain modeled.

19. ACI EUROPE - 2025 all about traffic resilience as Europe's airports welcomed an additional 100 million passengers
    - Evidence informing base-year allocation inputs; displayed values and growth are calculated: Country growth heterogeneity constrains the shared European purchasing model.
    - Evidence informing forecast-year allocation inputs; displayed values and growth are calculated: Country growth heterogeneity constrains the shared European purchasing model.
    - Evidence informing base-year allocation inputs; displayed values and growth are calculated: Published Russian weakness constrains, rather than validates, its working scale.
    - Evidence informing forecast-year allocation inputs; displayed values and growth are calculated: Published Russian weakness constrains, rather than validates, its working scale.
    - Evidence informing base-year allocation inputs; displayed values and growth are calculated: Annual growth input to the 2025 bridge.
    - Evidence informing forecast-year allocation inputs; displayed values and growth are calculated: Annual growth input to the 2025 bridge.
20. UK Civil Aviation Authority - UK aviation officially breaks records with over 300m passenger journeys in 2025
    - Evidence informing base-year allocation inputs; displayed values and growth are calculated: The xx.xx-million UK-and-Crown-Dependency headline constrains the modeled UK country traffic bridge.
    - Evidence informing forecast-year allocation inputs; displayed values and growth are calculated: The xx.xx-million UK-and-Crown-Dependency headline constrains the modeled UK country traffic bridge.
21. Fraport - AI for Monitoring Aviation Security, 22 January 2026
    - Evidence informing base-year allocation inputs; displayed values and growth are calculated: Over xx.xx CT scanners and approximately EUR xx.xx cumulative checkpoint investment support a premium installed-mix premise, not annual national revenue.
    - Evidence informing forecast-year allocation inputs; displayed values and growth are calculated: Over xx.xx CT scanners and approximately EUR xx.xx cumulative checkpoint investment support a premium installed-mix premise, not annual national revenue.
    - Evidence informing base-year allocation inputs; displayed values and growth are calculated: Quantified national deployment provides an independent test of heterogeneous European modernization.
    - Evidence informing forecast-year allocation inputs; displayed values and growth are calculated: Quantified national deployment provides an independent test of heterogeneous European modernization.
22. ECAC - Common Evaluation Process of security equipment
    - Evidence informing base-year allocation inputs; displayed values and growth are calculated: Evaluation is not national approval; no uniform cross-country market-access premium is assumed.
    - Evidence informing forecast-year allocation inputs; displayed values and growth are calculated: Evaluation is not national approval; no uniform cross-country market-access premium is assumed.
23. DHMİ - Havayolunda Cumhuriyet Tarihinin Rekoru, 9 January 2026
    - Evidence informing base-year allocation inputs; displayed values and growth are calculated: Supports the traffic rebasing into the captured Middle Eastern parent.
    - Evidence informing forecast-year allocation inputs; displayed values and growth are calculated: Supports the traffic rebasing into the captured Middle Eastern parent.
24. Smiths Detection - DAEP checkpoint screening contract for Dubai International Airport, 7 May 2025
    - Evidence informing base-year allocation inputs; displayed values and growth are calculated: Purchaser-specific award evidence supports a bounded premium-mix premise, not a GCC-wide allocation.
    - Evidence informing forecast-year allocation inputs; displayed values and growth are calculated: Purchaser-specific award evidence supports a bounded premium-mix premise, not a GCC-wide allocation.
25. Airports Company South Africa - Airport statistics
    - Evidence informing base-year allocation inputs; displayed values and growth are calculated: Provides an operating-network commercial anchor for the regional installed-base premise.
    - Evidence informing forecast-year allocation inputs; displayed values and growth are calculated: Provides an operating-network commercial anchor for the regional installed-base premise.

26. CAAC - 2025 Civil Aviation Industry Development Statistical Bulletin, 17 April 2026
- Evidence informing base-year allocation inputs; displayed values and growth are calculated: Reports xx.xx mainland airport movements and xx.xx transport airports in 2025; the Hong Kong/Macao extension is modeled.
- Evidence informing forecast-year allocation inputs; displayed values and growth are calculated: Reports xx.xx mainland airport movements and xx.xx transport airports in 2025; the Hong Kong/Macao extension is modeled.
- Evidence informing base-year allocation inputs; displayed values and growth are calculated: Large-market traffic and airport-network scale constrain the regional demand model.
- Evidence informing forecast-year allocation inputs; displayed values and growth are calculated: Large-market traffic and airport-network scale constrain the regional demand model.

27. Sydney Airport - Traffic and Operational Performance Q4 2025
- Evidence informing base-year allocation inputs; displayed values and growth are calculated: Sydney's xx.xx-million traffic and staged xx.xx-lane/six-of-seven-lane deployment constrain national scale and modernization assumptions.
- Evidence informing forecast-year allocation inputs; displayed values and growth are calculated: Sydney's xx.xx-million traffic and staged xx.xx-lane/six-of-seven-lane deployment constrain national scale and modernization assumptions.
- Evidence informing base-year allocation inputs; displayed values and growth are calculated: Quantified staged deployment supports regional heterogeneity, not a common modernization timetable.
- Evidence informing forecast-year allocation inputs; displayed values and growth are calculated: Quantified staged deployment supports regional heterogeneity, not a common modernization timetable.

28. U.S. Senator Michael Bennet - SAFEGUARDS Act announcement, 23 July 2025
- Evidence informing base-year allocation inputs; displayed values and growth are calculated: The xx.xx-airport and xx.xx-lane national footprint constrains minimum network support; proposed funding is not counted as realized revenue.
- Evidence informing forecast-year allocation inputs; displayed values and growth are calculated: The xx.xx-airport and xx.xx-lane national footprint constrains minimum network support; proposed funding is not counted as realized revenue.

29. Aviation security screening approved equipment list
- Evidence informing base-year allocation inputs; displayed values and growth are calculated: Dedicated ETD consumables are separately recognized, supporting goods classification without establishing spending or unrestricted interchangeability. ([gov.uk](https://www.gov.uk/government/collections/aviation-security-screening-approved-equipment-list))
- Evidence informing forecast-year allocation inputs; displayed values and growth are calculated: Dedicated ETD consumables are separately recognized, supporting goods classification without establishing spending or unrestricted interchangeability. ([gov.uk](https://www.gov.uk/government/collections/aviation-security-screening-approved-equipment-list))

30. Quantifying the Impacts of Delayed Maintenance of Airport Assets: A Guide - Chapter 6, Baggage Handling Systems
- Evidence informing base-year allocation inputs; displayed values and growth are calculated: Its corresponding modeled xx.xx% parts share calibrates the labor/goods separation; it is not an observed screening-equipment ratio. ([nationalacademies.org](https://www.nationalacademies.org/read/xx.xx/chapter/xx.xx))
- Evidence informing forecast-year allocation inputs; displayed values and growth are calculated: Its corresponding modeled xx.xx% parts share calibrates the labor/goods separation; it is not an observed screening-equipment ratio. ([nationalacademies.org](https://www.nationalacademies.org/read/xx.xx/chapter/xx.xx))

31. Smiths Detection - Service
    - Evidence informing base-year allocation inputs; displayed values and growth are calculated: The parts-support offering and inclusive contracts corroborate the goods boundary, but not the assumed xx.xx% allocation. ([smithsdetection.com](https://www.smithsdetection.com/service/))
    - Evidence informing forecast-year allocation inputs; displayed values and growth are calculated: The parts-support offering and inclusive contracts corroborate the goods boundary, but not the assumed xx.xx% allocation. ([smithsdetection.com](https://www.smithsdetection.com/service/))

7.3.1. Replacement Parts and Upgrade Kits

Table 39. Global Airport Baggage Screening Systems Market Size, by Replacement Parts and Upgrade Kits, by Region, 2017-2040 (USD Million)

Region	2017	2024	2025	2026	2027	2032	2040	CAGR (%)
Africa	xx.xx	xx.xx	xx.xx	xx.xx	xx.xx	xx.xx	xx.xx	xx.xx
Asia-Pacific	xx.xx	xx.xx	xx.xx	xx.xx	xx.xx	xx.xx	xx.xx	xx.xx
Europe	xx.xx	xx.xx	xx.xx	xx.xx	xx.xx	xx.xx	xx.xx	xx.xx
Latin America	xx.xx	xx.xx	xx.xx	xx.xx	xx.xx	xx.xx	xx.xx	xx.xx
Middle East	xx.xx	xx.xx	xx.xx	xx.xx	xx.xx	xx.xx	xx.xx	xx.xx
North America	xx.xx	xx.xx	xx.xx	xx.xx	xx.xx	xx.xx	xx.xx	xx.xx
Total	**xx.xx**	**xx.xx**	**xx.xx**	**xx.xx**	**xx.xx**	**xx.xx**	**xx.xx**	**xx.xx**

Table 40. Global Airport Baggage Screening Systems Market Size, by Replacement Parts and Upgrade Kits, by Group, 2017-2040 (USD Million)

Group	2017	2024	2025	2026	2027	2032	2040	CAGR (%)
ASEAN	xx.xx	xx.xx	xx.xx	xx.xx	xx.xx	xx.xx	xx.xx	xx.xx
BRICS	xx.xx	xx.xx	xx.xx	xx.xx	xx.xx	xx.xx	xx.xx	xx.xx
European Union	xx.xx	xx.xx	xx.xx	xx.xx	xx.xx	xx.xx	xx.xx	xx.xx
G7	xx.xx	xx.xx	xx.xx	xx.xx	xx.xx	xx.xx	xx.xx	xx.xx
GCC	xx.xx	xx.xx	xx.xx	xx.xx	xx.xx	xx.xx	xx.xx	xx.xx
NATO	xx.xx	xx.xx	xx.xx	xx.xx	xx.xx	xx.xx	xx.xx	xx.xx

Table 41. Global Airport Baggage Screening Systems Market Size, by Replacement Parts and Upgrade Kits, by Country, 2017-2040 (USD Million)

Country	2017	2024	2025	2026	2027	2032	2040	CAGR (%)
Australia	xx.xx	xx.xx	xx.xx	xx.xx	xx.xx	xx.xx	xx.xx	xx.xx
Brazil	xx.xx	xx.xx	xx.xx	xx.xx	xx.xx	xx.xx	xx.xx	xx.xx
Canada	xx.xx	xx.xx	xx.xx	xx.xx	xx.xx	xx.xx	xx.xx	xx.xx
China	xx.xx	xx.xx	xx.xx	xx.xx	xx.xx	xx.xx	xx.xx	xx.xx
France	xx.xx	xx.xx	xx.xx	xx.xx	xx.xx	xx.xx	xx.xx	xx.xx
Germany	xx.xx	xx.xx	xx.xx	xx.xx	xx.xx	xx.xx	xx.xx	xx.xx
India	xx.xx	xx.xx	xx.xx	xx.xx	xx.xx	xx.xx	xx.xx	xx.xx
Italy	xx.xx	xx.xx	xx.xx	xx.xx	xx.xx	xx.xx	xx.xx	xx.xx
Japan	xx.xx	xx.xx	xx.xx	xx.xx	xx.xx	xx.xx	xx.xx	xx.xx
Mexico	xx.xx	xx.xx	xx.xx	xx.xx	xx.xx	xx.xx	xx.xx	xx.xx
Russia	xx.xx	xx.xx	xx.xx	xx.xx	xx.xx	xx.xx	xx.xx	xx.xx
South Korea	xx.xx	xx.xx	xx.xx	xx.xx	xx.xx	xx.xx	xx.xx	xx.xx
Spain	xx.xx	xx.xx	xx.xx	xx.xx	xx.xx	xx.xx	xx.xx	xx.xx
United Kingdom	xx.xx	xx.xx	xx.xx	xx.xx	xx.xx	xx.xx	xx.xx	xx.xx
United States	xx.xx	xx.xx	xx.xx	xx.xx	xx.xx	xx.xx	xx.xx	xx.xx
Others	xx.xx	xx.xx	xx.xx	xx.xx	xx.xx	xx.xx	xx.xx	xx.xx
Total	**xx.xx**	**xx.xx**	**xx.xx**	**xx.xx**	**xx.xx**	**xx.xx**	**xx.xx**	**xx.xx**

Sources & Evidence

1. CATSA 2025 Annual Report - Notes to the Financial Statements

   · Taxonomy evidence: Equipment maintenance and spare parts appear in expenses and vendor commitments. Parts are combined with maintenance; physical upgrade kits and baggage-only amounts are not separately established. ([catsa-acsta.gc.ca](https://www.catsa-acsta.gc.ca/en/publications/2025-annual-report/notes-financial-statements))

2. House Report 119-173 - Department of Homeland Security Appropriations Bill, 2026

   · Evidence informing the 2030 market-value input; displayed series and growth include calculations: The aging installed fleet supports replacement demand, but does not establish the forecast's realization dates or annual purchasing rate. ([govinfo.gov](https://www.govinfo.gov/content/pkg/CRPT-119hrpt173/html/CRPT-119hrpt173.htm))

3. GAO-24-106573 - DHS Annual Assessment: Most Programs Are Meeting Current Goals, but Some Continue to Face Cost and Schedule Challenges

   · Evidence informing the 2026 market-value input; displayed series and growth include calculations: Reports plans for xx.xx checkpoint systems and xx.xx increment-one deployments by September 2023; supports an incomplete replacement cycle rather than universal CT adoption. ([gao.gov](https://www.gao.gov/assets/gao-xx.xx-xx.xx.pdf))

4. Global Airport Passenger Traffic Reaches Record 9.8 Billion in 2025, Airports Council International World reports
   - Evidence informing the 2026 market-value input; displayed series and growth include calculations: Reports cooling passenger-growth momentum in 2026, supporting moderation of traffic-driven equipment expansion despite continuing replacement demand. ([aci.aero](https://aci.aero/2026/xx.xx/xx.xx/global-airport-passenger-traffic-reaches-record-xx.xx-xx.xx-billion-in-2025-airports-council-international-world-reports/))
   - Evidence informing base-year allocation inputs; displayed values and growth are calculated: Full-year 2025 traffic weakness qualifies the mature-market expansion assumption.
   - Evidence informing forecast-year allocation inputs; displayed values and growth are calculated: Full-year 2025 traffic weakness qualifies the mature-market expansion assumption.
   - Evidence informing base-year allocation inputs; displayed values and growth are calculated: Full-year growth provides a regional direction check, not an equipment-share observation.
   - Evidence informing forecast-year allocation inputs; displayed values and growth are calculated: Full-year growth provides a regional direction check, not an equipment-share observation.
   - Evidence informing base-year allocation inputs; displayed values and growth are calculated: Full-year traffic growth constrains the regional demand premise.
   - Evidence informing forecast-year allocation inputs; displayed values and growth are calculated: Full-year traffic growth constrains the regional demand premise.
   - Evidence informing forecast-year allocation inputs; displayed values and growth are calculated: The reported first-half 2026 decline of xx.xx% constrains the recovery scenario.
   - Evidence informing base-year allocation inputs; displayed values and growth are calculated: Reported 2025 growth provides a demand-direction check; procurement intensity remains assumed.
   - Evidence informing forecast-year allocation inputs; displayed values and growth are calculated: Reported 2025 growth provides a demand-direction check; procurement intensity remains assumed.
   - Evidence informing base-year allocation inputs; displayed values and growth are calculated: Reported traffic momentum supports differentiated demand, not the final modeled forecast share.
   - Evidence informing forecast-year allocation inputs; displayed values and growth are calculated: Reported traffic momentum supports differentiated demand, not the final modeled forecast share.
5. Smiths Group PLC - Full Year Results for the 12 Months Ended 31 July 2025
   - Evidence informing the 2024 market-value input; displayed series and growth include calculations: Discloses aviation original-equipment revenue of xx.xx and aftermarket revenue of xx.xx for FY2024; supplies historical cycle proxies. ([www-live.smiths.com](https://www-live.smiths.com/media/snqpxwkd/smiths-group-plc-annual-results-2025-press-release.pdf))
   - Evidence informing the 2027 market-value input; displayed series and growth include calculations: Reports approximately xx.xx cumulative CTiX sales and continuing aviation upgrade demand; supports replacement activity, not an observed global forecast. ([www-live.smiths.com](https://www-live.smiths.com/media/snqpxwkd/smiths-group-plc-annual-results-2025-press-release.pdf))
6. Smiths Group PLC - Annual Report & Accounts FY2023
   - Evidence informing the 2022 market-value input; displayed series and growth include calculations: Reports FY2022 aviation original-equipment revenue of xx.xx, used as a dimensionless historical capital-cycle proxy. ([www-live.smiths.com](https://www-live.smiths.com/media/phjp1j44/smiths-annual-report-2023.pdf))
   - Evidence informing the 2023 market-value input; displayed series and growth include calculations: Reports FY2023 aviation original-equipment revenue of xx.xx and aftermarket revenue of xx.xx; supports the modeled recovery direction. ([www-live.smiths.com](https://www-live.smiths.com/media/phjp1j44/smiths-annual-report-2023.pdf))

7. Smiths Group PLC - Annual Report FY2022

· Evidence informing the 2021 market-value input; displayed series and growth include calculations: Reports FY2021 aviation revenue of xx.xx, providing a historical purchasing-cycle reference rather than a global observation. ([www-live.smiths.com](https://www-live.smiths.com/media/xjvdpblr/smiths-annual-report-2022-report.pdf))

· Evidence informing the 2022 market-value input; displayed series and growth include calculations: Reports FY2022 aviation revenue of xx.xx and continued weakness in aviation original equipment; supports a delayed capital-spending trough. ([www-live.smiths.com](https://www-live.smiths.com/media/xjvdpblr/smiths-annual-report-2022-report.pdf))

8. Smiths Group PLC - Annual Results for the Year Ended 31 July 2019

· Evidence informing the 2018 market-value input; displayed series and growth include calculations: Reports FY2018 aviation revenue of xx.xx, supplying the historical comparison underlying the backcast. ([smiths.com](https://www.smiths.com/media/u4wla1bw/smiths-group-plc-annual-results-2019-press-release.pdf))

· Evidence informing the 2019 market-value input; displayed series and growth include calculations: Reports FY2019 aviation revenue of xx.xx and customer delivery deferrals, qualifying a traffic-only growth model. ([smiths.com](https://www.smiths.com/media/u4wla1bw/smiths-group-plc-annual-results-2019-press-release.pdf))

· Evidence informing the 2020 market-value input; displayed series and growth include calculations: Identifies deliveries deferred into FY2020; supports the possibility of backlog-supported spending despite a contemporaneous traffic shock, not the exact modeled growth rate. ([smiths.com](https://www.smiths.com/media/u4wla1bw/smiths-group-plc-annual-results-2019-press-release.pdf))

9. ACI World - The High-Wire Balancing Act: Global Air Transport Demand in 2018 and 2019

· Evidence informing the 2017 market-value input; displayed series and growth include calculations: Reports xx.xx airport passengers and xx.xx% growth in 2018; the growth observation informs the 2017 backcast bridge. ([blog.aci.aero](https://blog.aci.aero/airport-economics/the-high-wire-balancing-act-global-air-transport-demand-in-2018-and-2019/))

· Evidence informing the 2018 market-value input; displayed series and growth include calculations: Provides the observed 2018 traffic-growth reference, not an equipment-market growth observation. ([blog.aci.aero](https://blog.aci.aero/airport-economics/the-high-wire-balancing-act-global-air-transport-demand-in-2018-and-2019/))

10. ICAO A42-WP/556 - State of the Industry and Outlook for Airport Traffic, Presented by ACI

· Evidence informing the 2020 market-value input; displayed series and growth include calculations: Records the collapse from xx.xx airport passengers in 2019 to xx.xx in 2020; constrains the shock and funding-risk interpretation. ([icao.int](https://www.icao.int/sites/default/files/Meetings/a42/Documents/WP/wp_556_en.pdf))

· Evidence informing the 2021 market-value input; displayed series and growth include calculations: Reports xx.xx airport passengers in 2021, supporting a prolonged funding and activity shock. ([icao.int](https://www.icao.int/sites/default/files/Meetings/a42/Documents/WP/wp_556_en.pdf))

· Evidence informing the 2023 market-value input; displayed series and growth include calculations: Reports xx.xx airport passengers in 2023; traffic recovery is distinguished from equipment purchasing. ([icao.int](https://www.icao.int/sites/default/files/Meetings/a42/Documents/WP/wp_556_en.pdf))

· Evidence informing the 2024 market-value input; displayed series and growth include calculations: Reports xx.xx airport passengers in 2024, providing a demand recovery cross-check. ([icao.int](https://www.icao.int/sites/default/files/Meetings/a42/Documents/WP/wp_556_en.pdf))

11. Port of Seattle - Baggage Handling System Optimization
    - Evidence informing the 2029 market-value input; displayed series and growth include calculations: Seattle plans to consolidate six baggage-screening systems, increase supported passenger capacity, and reduce screening-machine demand. Supports integration spending without one-for-one detector growth. ([portseattle.org](https://www.portseattle.org/projects/baggage-handling-system-optimization))
    - Evidence informing the 2032 market-value input; displayed series and growth include calculations: The consolidation example constrains equipment-volume assumptions; its whole baggage-handling project value is excluded from market sizing. ([portseattle.org](https://www.portseattle.org/projects/baggage-handling-system-optimization))
    - Evidence informing the 2040 market-value input; displayed series and growth include calculations: Provides a commercial counterexample to extrapolating passenger growth directly into machine counts throughout the long-range forecast. ([portseattle.org](https://www.portseattle.org/projects/baggage-handling-system-optimization))
12. Smiths Group PLC - Half Year Results for the Six Months Ended 31 January 2026
    - Evidence informing the 2026 market-value input; displayed series and growth include calculations: Reports xx.xx% organic growth for Smiths Detection in HY2026, with aviation checkpoint upgrades contributing. Supports a positive 2026 nowcast, not a directly observed global growth rate. ([www-live.smiths.com](https://www-live.smiths.com/media/villk35h/smiths-hy26-results-press-release.pdf))
13. ACI World - Biannual global air travel demand update, 30 September 2025
    - Evidence informing base-year allocation inputs; displayed values and growth are calculated: Regional traffic-scale input; geographic rebasing and spending intensities are modeled.
    - Evidence informing forecast-year allocation inputs; displayed values and growth are calculated: Regional traffic-scale input; geographic rebasing and spending intensities are modeled.
    - Evidence informing base-year allocation inputs; displayed values and growth are calculated: Regional traffic-scale input; Mexico is reassigned to its captured North American parent.
    - Evidence informing forecast-year allocation inputs; displayed values and growth are calculated: Regional traffic-scale input; Mexico is reassigned to its captured North American parent.
    - Evidence informing base-year allocation inputs; displayed values and growth are calculated: Regional traffic-scale input; source membership differs from the captured hierarchy.
    - Evidence informing forecast-year allocation inputs; displayed values and growth are calculated: Regional traffic-scale input; source membership differs from the captured hierarchy.
    - Evidence informing base-year allocation inputs; displayed values and growth are calculated: Regional traffic-scale input before the modeled Turkey and Israel bridge.
    - Evidence informing forecast-year allocation inputs; displayed values and growth are calculated: Regional traffic-scale input before the modeled Turkey and Israel bridge.
    - Evidence informing base-year allocation inputs; displayed values and growth are calculated: The xx.xx-million 2025 traffic estimate constrains the regional demand proxy, not equipment spending.
    - Evidence informing forecast-year allocation inputs; displayed values and growth are calculated: The xx.xx-million 2025 traffic estimate constrains the regional demand proxy, not equipment spending.
    - Evidence informing base-year allocation inputs; displayed values and growth are calculated: The xx.xx-billion 2025 traffic estimate constrains regional scale; forecast purchasing convergence is assumed.
    - Evidence informing forecast-year allocation inputs; displayed values and growth are calculated: The xx.xx-billion 2025 traffic estimate constrains regional scale; forecast purchasing convergence is assumed.

14. CATSA - 2025 Annual Report, Management's Discussion and Analysis
    - Evidence informing base-year allocation inputs; displayed values and growth are calculated: C$xx.xx EDS capital expenditure constrains the Canadian expenditure calibration; baggage attribution is modeled.
    - Evidence informing forecast-year allocation inputs; displayed values and growth are calculated: C$xx.xx EDS capital expenditure constrains the Canadian expenditure calibration; baggage attribution is modeled.
    - Evidence informing base-year allocation inputs; displayed values and growth are calculated: Buyer-spending calibration supports a premium regional equipment/support intensity, not an observed regional share.
    - Evidence informing forecast-year allocation inputs; displayed values and growth are calculated: Buyer-spending calibration supports a premium regional equipment/support intensity, not an observed regional share.
15. Leidos - Leidos wins TSA logistics contract, 23 January 2025
    - Evidence informing base-year allocation inputs; displayed values and growth are calculated: The eight-year, USD xx.xx maximum sustainment award covers xx.xx units at over xx.xx locations; scope and realization adjustments are modeled.
    - Evidence informing forecast-year allocation inputs; displayed values and growth are calculated: The eight-year, USD xx.xx maximum sustainment award covers xx.xx units at over xx.xx locations; scope and realization adjustments are modeled.
    - Evidence informing base-year allocation inputs; displayed values and growth are calculated: Supports recurring-support scale and manufacturer-coordination constraints, not unrestricted service access.
    - Evidence informing forecast-year allocation inputs; displayed values and growth are calculated: Supports recurring-support scale and manufacturer-coordination constraints, not unrestricted service access.
16. ACI-LAC - Air Traffic in Latin America and the Caribbean Maintains Growth Trajectory with a 5% Increase in 2025
    - Evidence informing base-year allocation inputs; displayed values and growth are calculated: Brazil's xx.xx-million airport-traffic aggregate constrains its demand scale; equipment intensity remains modeled.
    - Evidence informing forecast-year allocation inputs; displayed values and growth are calculated: Brazil's xx.xx-million airport-traffic aggregate constrains its demand scale; equipment intensity remains modeled.
    - Evidence informing base-year allocation inputs; displayed values and growth are calculated: Regional traffic evidence constrains the common country model while leaving uncatalogued activity.
    - Evidence informing forecast-year allocation inputs; displayed values and growth are calculated: Regional traffic evidence constrains the common country model while leaving uncatalogued activity.
17. Eurostat - Air passenger transport statistics, December 2025, Table 1: 2024 country traffic
    - Evidence informing base-year allocation inputs; displayed values and growth are calculated: Traffic primitive.
    - Evidence informing forecast-year allocation inputs; displayed values and growth are calculated: Traffic primitive.
18. Eurostat - Air passenger transport: data by month
    - Evidence informing base-year allocation inputs; displayed values and growth are calculated: Interim country changes inform assumed 2025 bridges; domestic endpoint and expenditure adjustments remain modeled.
    - Evidence informing forecast-year allocation inputs; displayed values and growth are calculated: Interim country changes inform assumed 2025 bridges; domestic endpoint and expenditure adjustments remain modeled.

19. ACI EUROPE - 2025 all about traffic resilience as Europe's airports welcomed an additional 100 million passengers
    - Evidence informing base-year allocation inputs; displayed values and growth are calculated: Country growth heterogeneity constrains the shared European purchasing model.
    - Evidence informing forecast-year allocation inputs; displayed values and growth are calculated: Country growth heterogeneity constrains the shared European purchasing model.
    - Evidence informing base-year allocation inputs; displayed values and growth are calculated: Published Russian weakness constrains, rather than validates, its working scale.
    - Evidence informing forecast-year allocation inputs; displayed values and growth are calculated: Published Russian weakness constrains, rather than validates, its working scale.
    - Evidence informing base-year allocation inputs; displayed values and growth are calculated: Annual growth input to the 2025 bridge.
    - Evidence informing forecast-year allocation inputs; displayed values and growth are calculated: Annual growth input to the 2025 bridge.
20. UK Civil Aviation Authority - UK aviation officially breaks records with over 300m passenger journeys in 2025
    - Evidence informing base-year allocation inputs; displayed values and growth are calculated: The xx.xx-million UK-and-Crown-Dependency headline constrains the modeled UK country traffic bridge.
    - Evidence informing forecast-year allocation inputs; displayed values and growth are calculated: The xx.xx-million UK-and-Crown-Dependency headline constrains the modeled UK country traffic bridge.
21. Fraport - AI for Monitoring Aviation Security, 22 January 2026
    - Evidence informing base-year allocation inputs; displayed values and growth are calculated: Over xx.xx CT scanners and approximately EUR xx.xx cumulative checkpoint investment support a premium installed-mix premise, not annual national revenue.
    - Evidence informing forecast-year allocation inputs; displayed values and growth are calculated: Over xx.xx CT scanners and approximately EUR xx.xx cumulative checkpoint investment support a premium installed-mix premise, not annual national revenue.
    - Evidence informing base-year allocation inputs; displayed values and growth are calculated: Quantified national deployment provides an independent test of heterogeneous European modernization.
    - Evidence informing forecast-year allocation inputs; displayed values and growth are calculated: Quantified national deployment provides an independent test of heterogeneous European modernization.
22. ECAC - Common Evaluation Process of security equipment
    - Evidence informing base-year allocation inputs; displayed values and growth are calculated: Evaluation is not national approval; no uniform cross-country market-access premium is assumed.
    - Evidence informing forecast-year allocation inputs; displayed values and growth are calculated: Evaluation is not national approval; no uniform cross-country market-access premium is assumed.
23. DHMİ - Havayolunda Cumhuriyet Tarihinin Rekoru, 9 January 2026
    - Evidence informing base-year allocation inputs; displayed values and growth are calculated: Supports the traffic rebasing into the captured Middle Eastern parent.
    - Evidence informing forecast-year allocation inputs; displayed values and growth are calculated: Supports the traffic rebasing into the captured Middle Eastern parent.
24. Smiths Detection - DAEP checkpoint screening contract for Dubai International Airport, 7 May 2025
    - Evidence informing base-year allocation inputs; displayed values and growth are calculated: Purchaser-specific award evidence supports a bounded premium-mix premise, not a GCC-wide allocation.
    - Evidence informing forecast-year allocation inputs; displayed values and growth are calculated: Purchaser-specific award evidence supports a bounded premium-mix premise, not a GCC-wide allocation.
25. Airports Company South Africa - Airport statistics
    - Evidence informing base-year allocation inputs; displayed values and growth are calculated: Provides an operating-network commercial anchor for the regional installed-base premise.
    - Evidence informing forecast-year allocation inputs; displayed values and growth are calculated: Provides an operating-network commercial anchor for the regional installed-base premise.

26. CAAC - 2025 Civil Aviation Industry Development Statistical Bulletin, 17 April 2026
    - Evidence informing base-year allocation inputs; displayed values and growth are calculated: Reports xx.xx mainland airport movements and xx.xx transport airports in 2025; the Hong Kong/Macao extension is modeled.
    - Evidence informing forecast-year allocation inputs; displayed values and growth are calculated: Reports xx.xx mainland airport movements and xx.xx transport airports in 2025; the Hong Kong/Macao extension is modeled.
    - Evidence informing base-year allocation inputs; displayed values and growth are calculated: Large-market traffic and airport-network scale constrain the regional demand model.
    - Evidence informing forecast-year allocation inputs; displayed values and growth are calculated: Large-market traffic and airport-network scale constrain the regional demand model.
27. Sydney Airport - Traffic and Operational Performance Q4 2025
    - Evidence informing base-year allocation inputs; displayed values and growth are calculated: Sydney's xx.xx-million traffic and staged xx.xx-lane/six-of-seven-lane deployment constrain national scale and modernization assumptions.
    - Evidence informing forecast-year allocation inputs; displayed values and growth are calculated: Sydney's xx.xx-million traffic and staged xx.xx-lane/six-of-seven-lane deployment constrain national scale and modernization assumptions.
    - Evidence informing base-year allocation inputs; displayed values and growth are calculated: Quantified staged deployment supports regional heterogeneity, not a common modernization timetable.
    - Evidence informing forecast-year allocation inputs; displayed values and growth are calculated: Quantified staged deployment supports regional heterogeneity, not a common modernization timetable.
28. U.S. Senator Michael Bennet - SAFEGUARDS Act announcement, 23 July 2025
    - Evidence informing base-year allocation inputs; displayed values and growth are calculated: The xx.xx-airport and xx.xx-lane national footprint constrains minimum network support; proposed funding is not counted as realized revenue.
    - Evidence informing forecast-year allocation inputs; displayed values and growth are calculated: The xx.xx-airport and xx.xx-lane national footprint constrains minimum network support; proposed funding is not counted as realized revenue.
29. Quantifying the Impacts of Delayed Maintenance of Airport Assets: A Guide - Chapter 6, Baggage Handling Systems
    - Evidence informing base-year allocation inputs; displayed values and growth are calculated: Its corresponding modeled xx.xx% parts share calibrates the labor/goods separation; it is not an observed screening-equipment ratio. ([nationalacademies.org](https://www.nationalacademies.org/read/xx.xx/chapter/xx.xx))
    - Evidence informing forecast-year allocation inputs; displayed values and growth are calculated: Its corresponding modeled xx.xx% parts share calibrates the labor/goods separation; it is not an observed screening-equipment ratio. ([nationalacademies.org](https://www.nationalacademies.org/read/xx.xx/chapter/xx.xx))
30. Smiths Detection - Service
    - Evidence informing base-year allocation inputs; displayed values and growth are calculated: The parts-support offering and inclusive contracts corroborate the goods boundary, but not the assumed xx.xx% allocation. ([smithsdetection.com](https://www.smithsdetection.com/service/))
    - Evidence informing forecast-year allocation inputs; displayed values and growth are calculated: The parts-support offering and inclusive contracts corroborate the goods boundary, but not the assumed xx.xx% allocation. ([smithsdetection.com](https://www.smithsdetection.com/service/))

7.3.2. Detection Consumables

Table 42. Global Airport Baggage Screening Systems Market Size, by Detection Consumables, by Region, 2017-2040 (USD Million)

Region	2017	2024	2025	2026	2027	2032	2040	CAGR (%)
Africa	xx.xx	xx.xx	xx.xx	xx.xx	xx.xx	xx.xx	xx.xx	xx.xx
Asia-Pacific	xx.xx	xx.xx	xx.xx	xx.xx	xx.xx	xx.xx	xx.xx	xx.xx
Europe	xx.xx	xx.xx	xx.xx	xx.xx	xx.xx	xx.xx	xx.xx	xx.xx
Latin America	xx.xx	xx.xx	xx.xx	xx.xx	xx.xx	xx.xx	xx.xx	xx.xx
Middle East	xx.xx	xx.xx	xx.xx	xx.xx	xx.xx	xx.xx	xx.xx	xx.xx
North America	xx.xx	xx.xx	xx.xx	xx.xx	xx.xx	xx.xx	xx.xx	xx.xx
Total	**xx.xx**	**xx.xx**	**xx.xx**	**xx.xx**	**xx.xx**	**xx.xx**	**xx.xx**	**xx.xx**

Table 43. Global Airport Baggage Screening Systems Market Size, by Detection Consumables, by Group, 2017-2040 (USD Million)

Group	2017	2024	2025	2026	2027	2032	2040	CAGR (%)
ASEAN	xx.xx	xx.xx	xx.xx	xx.xx	xx.xx	xx.xx	xx.xx	xx.xx
BRICS	xx.xx	xx.xx	xx.xx	xx.xx	xx.xx	xx.xx	xx.xx	xx.xx
European Union	xx.xx	xx.xx	xx.xx	xx.xx	xx.xx	xx.xx	xx.xx	xx.xx
G7	xx.xx	xx.xx	xx.xx	xx.xx	xx.xx	xx.xx	xx.xx	xx.xx
GCC	xx.xx	xx.xx	xx.xx	xx.xx	xx.xx	xx.xx	xx.xx	xx.xx
NATO	xx.xx	xx.xx	xx.xx	xx.xx	xx.xx	xx.xx	xx.xx	xx.xx

Table 44. Global Airport Baggage Screening Systems Market Size, by Detection Consumables, by Country, 2017-2040 (USD Million)

Country	2017	2024	2025	2026	2027	2032	2040	CAGR (%)
Australia	xx.xx	xx.xx	xx.xx	xx.xx	xx.xx	xx.xx	xx.xx	xx.xx
Brazil	xx.xx	xx.xx	xx.xx	xx.xx	xx.xx	xx.xx	xx.xx	xx.xx
Canada	xx.xx	xx.xx	xx.xx	xx.xx	xx.xx	xx.xx	xx.xx	xx.xx
China	xx.xx	xx.xx	xx.xx	xx.xx	xx.xx	xx.xx	xx.xx	xx.xx
France	xx.xx	xx.xx	xx.xx	xx.xx	xx.xx	xx.xx	xx.xx	xx.xx
Germany	xx.xx	xx.xx	xx.xx	xx.xx	xx.xx	xx.xx	xx.xx	xx.xx
India	xx.xx	xx.xx	xx.xx	xx.xx	xx.xx	xx.xx	xx.xx	xx.xx
Italy	xx.xx	xx.xx	xx.xx	xx.xx	xx.xx	xx.xx	xx.xx	xx.xx
Japan	xx.xx	xx.xx	xx.xx	xx.xx	xx.xx	xx.xx	xx.xx	xx.xx
Mexico	xx.xx	xx.xx	xx.xx	xx.xx	xx.xx	xx.xx	xx.xx	xx.xx
Russia	xx.xx	xx.xx	xx.xx	xx.xx	xx.xx	xx.xx	xx.xx	xx.xx
South Korea	xx.xx	xx.xx	xx.xx	xx.xx	xx.xx	xx.xx	xx.xx	xx.xx
Spain	xx.xx	xx.xx	xx.xx	xx.xx	xx.xx	xx.xx	xx.xx	xx.xx
United Kingdom	xx.xx	xx.xx	xx.xx	xx.xx	xx.xx	xx.xx	xx.xx	xx.xx
United States	xx.xx	xx.xx	xx.xx	xx.xx	xx.xx	xx.xx	xx.xx	xx.xx
Others	xx.xx	xx.xx	xx.xx	xx.xx	xx.xx	xx.xx	xx.xx	xx.xx
Total	**xx.xx**	**xx.xx**	**xx.xx**	**xx.xx**	**xx.xx**	**xx.xx**	**xx.xx**	**xx.xx**

Sources & Evidence

1. Aviation security screening approved equipment list

   · Taxonomy evidence: The collection retains an ETD third-party-consumables publication dated March xx.xx 2026, independently distinguishing dedicated consumables from finished instruments. ([gov.uk](https://www.gov.uk/government/collections/aviation-security-screening-approved-equipment-list))

   · Taxonomy evidence: The collection separately recognizes approved ETD consumables. Attribution to baggage rather than shared people-screening use still requires allocation. ([gov.uk](https://www.gov.uk/government/collections/aviation-security-screening-approved-equipment-list))

   · Evidence informing base-year allocation inputs; displayed values and growth are calculated: Dedicated ETD consumables are separately recognized, supporting goods classification without establishing spending or unrestricted interchangeability. ([gov.uk](https://www.gov.uk/government/collections/aviation-security-screening-approved-equipment-list))

   · Evidence informing forecast-year allocation inputs; displayed values and growth are calculated: Dedicated ETD consumables are separately recognized, supporting goods classification without establishing spending or unrestricted interchangeability. ([gov.uk](https://www.gov.uk/government/collections/aviation-security-screening-approved-equipment-list))

2. CATSA 2025 Annual Report - Notes to the Financial Statements
   - Taxonomy evidence: Trace and consumables appear as an expense category, but their property-screening allocation is not disclosed here. ([catsa-acsta.gc.ca](https://www.catsa-acsta.gc.ca/en/publications/2025-annual-report/notes-financial-statements))
   - Evidence informing base-year allocation inputs; displayed values and growth are calculated: C$xx.xx trace/consumables is distinct from maintenance/spares and supplies the contrary consumables-intensity comparator, not a global observation. ([catsa-acsta.gc.ca](https://www.catsa-acsta.gc.ca/en/publications/2025-annual-report/notes-financial-statements))
   - Evidence informing forecast-year allocation inputs; displayed values and growth are calculated: C$xx.xx trace/consumables is distinct from maintenance/spares and supplies the contrary consumables-intensity comparator, not a global observation. ([catsa-acsta.gc.ca](https://www.catsa-acsta.gc.ca/en/publications/2025-annual-report/notes-financial-statements))
3. House Report 119-173 - Department of Homeland Security Appropriations Bill, 2026
   - Evidence informing the 2030 market-value input; displayed series and growth include calculations: The aging installed fleet supports replacement demand, but does not establish the forecast's realization dates or annual purchasing rate. ([govinfo.gov](https://www.govinfo.gov/content/pkg/CRPT-119hrpt173/html/CRPT-119hrpt173.htm))
4. GAO-24-106573 - DHS Annual Assessment: Most Programs Are Meeting Current Goals, but Some Continue to Face Cost and Schedule Challenges
   - Evidence informing the 2026 market-value input; displayed series and growth include calculations: Reports plans for xx.xx checkpoint systems and xx.xx increment-one deployments by September 2023; supports an incomplete replacement cycle rather than universal CT adoption. ([gao.gov](https://www.gao.gov/assets/gao-xx.xx-xx.xx.pdf))
5. Global Airport Passenger Traffic Reaches Record 9.8 Billion in 2025, Airports Council International World reports
   - Evidence informing the 2026 market-value input; displayed series and growth include calculations: Reports cooling passenger-growth momentum in 2026, supporting moderation of traffic-driven equipment expansion despite continuing replacement demand. ([aci.aero](https://aci.aero/2026/xx.xx/xx.xx/global-airport-passenger-traffic-reaches-record-xx.xx-xx.xx-billion-in-2025-airports-council-international-world-reports/))
   - Evidence informing base-year allocation inputs; displayed values and growth are calculated: Full-year 2025 traffic weakness qualifies the mature-market expansion assumption.
   - Evidence informing forecast-year allocation inputs; displayed values and growth are calculated: Full-year 2025 traffic weakness qualifies the mature-market expansion assumption.
   - Evidence informing base-year allocation inputs; displayed values and growth are calculated: Full-year growth provides a regional direction check, not an equipment-share observation.
   - Evidence informing forecast-year allocation inputs; displayed values and growth are calculated: Full-year growth provides a regional direction check, not an equipment-share observation.
   - Evidence informing base-year allocation inputs; displayed values and growth are calculated: Full-year traffic growth constrains the regional demand premise.
   - Evidence informing forecast-year allocation inputs; displayed values and growth are calculated: Full-year traffic growth constrains the regional demand premise.
   - Evidence informing forecast-year allocation inputs; displayed values and growth are calculated: The reported first-half 2026 decline of xx.xx% constrains the recovery scenario.
   - Evidence informing base-year allocation inputs; displayed values and growth are calculated: Reported 2025 growth provides a demand-direction check; procurement intensity remains assumed.
   - Evidence informing forecast-year allocation inputs; displayed values and growth are calculated: Reported 2025 growth provides a demand-direction check; procurement intensity remains assumed.
   - Evidence informing base-year allocation inputs; displayed values and growth are calculated: Reported traffic momentum supports differentiated demand, not the final modeled forecast share.
   - Evidence informing forecast-year allocation inputs; displayed values and growth are calculated: Reported traffic momentum supports differentiated demand, not the final modeled forecast share.

6. Smiths Group PLC - Full Year Results for the 12 Months Ended 31 July 2025

· Evidence informing the 2024 market-value input; displayed series and growth include calculations: Discloses aviation original-equipment revenue of xx.xx and aftermarket revenue of xx.xx for FY2024; supplies historical cycle proxies. ([www-live.smiths.com](https://www-live.smiths.com/media/snqpxwkd/smiths-group-plc-annual-results-2025-press-release.pdf))

· Evidence informing the 2027 market-value input; displayed series and growth include calculations: Reports approximately xx.xx cumulative CTiX sales and continuing aviation upgrade demand; supports replacement activity, not an observed global forecast. ([www-live.smiths.com](https://www-live.smiths.com/media/snqpxwkd/smiths-group-plc-annual-results-2025-press-release.pdf))

7. Smiths Group PLC - Annual Report & Accounts FY2023

· Evidence informing the 2022 market-value input; displayed series and growth include calculations: Reports FY2022 aviation original-equipment revenue of xx.xx, used as a dimensionless historical capital-cycle proxy. ([www-live.smiths.com](https://www-live.smiths.com/media/phjp1j44/smiths-annual-report-2023.pdf))

· Evidence informing the 2023 market-value input; displayed series and growth include calculations: Reports FY2023 aviation original-equipment revenue of xx.xx and aftermarket revenue of xx.xx; supports the modeled recovery direction. ([www-live.smiths.com](https://www-live.smiths.com/media/phjp1j44/smiths-annual-report-2023.pdf))

8. Smiths Group PLC - Annual Report FY2022

· Evidence informing the 2021 market-value input; displayed series and growth include calculations: Reports FY2021 aviation revenue of xx.xx, providing a historical purchasing-cycle reference rather than a global observation. ([www-live.smiths.com](https://www-live.smiths.com/media/xjvdpblr/smiths-annual-report-2022-report.pdf))

· Evidence informing the 2022 market-value input; displayed series and growth include calculations: Reports FY2022 aviation revenue of xx.xx and continued weakness in aviation original equipment; supports a delayed capital-spending trough. ([www-live.smiths.com](https://www-live.smiths.com/media/xjvdpblr/smiths-annual-report-2022-report.pdf))

9. Smiths Group PLC - Annual Results for the Year Ended 31 July 2019

· Evidence informing the 2018 market-value input; displayed series and growth include calculations: Reports FY2018 aviation revenue of xx.xx, supplying the historical comparison underlying the backcast. ([smiths.com](https://www.smiths.com/media/u4wla1bw/smiths-group-plc-annual-results-2019-press-release.pdf))

· Evidence informing the 2019 market-value input; displayed series and growth include calculations: Reports FY2019 aviation revenue of xx.xx and customer delivery deferrals, qualifying a traffic-only growth model. ([smiths.com](https://www.smiths.com/media/u4wla1bw/smiths-group-plc-annual-results-2019-press-release.pdf))

· Evidence informing the 2020 market-value input; displayed series and growth include calculations: Identifies deliveries deferred into FY2020; supports the possibility of backlog-supported spending despite a contemporaneous traffic shock, not the exact modeled growth rate. ([smiths.com](https://www.smiths.com/media/u4wla1bw/smiths-group-plc-annual-results-2019-press-release.pdf))

10. ACI World - The High-Wire Balancing Act: Global Air Transport Demand in 2018 and 2019

· Evidence informing the 2017 market-value input; displayed series and growth include calculations: Reports xx.xx airport passengers and xx.xx% growth in 2018; the growth observation informs the 2017 backcast bridge. ([blog.aci.aero](https://blog.aci.aero/airport-economics/the-high-wire-balancing-act-global-air-transport-demand-in-2018-and-2019/))

· Evidence informing the 2018 market-value input; displayed series and growth include calculations: Provides the observed 2018 traffic-growth reference, not an equipment-market growth observation. ([blog.aci.aero](https://blog.aci.aero/airport-economics/the-high-wire-balancing-act-global-air-transport-demand-in-2018-and-2019/))

11. ICAO A42-WP/556 - State of the Industry and Outlook for Airport Traffic, Presented by ACI

· Evidence informing the 2020 market-value input; displayed series and growth include calculations: Records the collapse from xx.xx airport passengers in 2019 to xx.xx in 2020; constrains the shock and funding-risk interpretation. ([icao.int](https://www.icao.int/sites/default/files/Meetings/a42/Documents/WP/wp_556_en.pdf))

· Evidence informing the 2021 market-value input; displayed series and growth include calculations: Reports xx.xx airport passengers in 2021, supporting a prolonged funding and activity shock. ([icao.int](https://www.icao.int/sites/default/files/Meetings/a42/Documents/WP/wp_556_en.pdf))

· Evidence informing the 2023 market-value input; displayed series and growth include calculations: Reports xx.xx airport passengers in 2023; traffic recovery is distinguished from equipment purchasing. ([icao.int](https://www.icao.int/sites/default/files/Meetings/a42/Documents/WP/wp_556_en.pdf))

· Evidence informing the 2024 market-value input; displayed series and growth include calculations: Reports xx.xx airport passengers in 2024, providing a demand recovery cross-check. ([icao.int](https://www.icao.int/sites/default/files/Meetings/a42/Documents/WP/wp_556_en.pdf))

12. Port of Seattle - Baggage Handling System Optimization

· Evidence informing the 2029 market-value input; displayed series and growth include calculations: Seattle plans to consolidate six baggage-screening systems, increase supported passenger capacity, and reduce screening-machine demand. Supports integration spending without one-for-one detector growth. ([portseattle.org](https://www.portseattle.org/projects/baggage-handling-system-optimization))

· Evidence informing the 2032 market-value input; displayed series and growth include calculations: The consolidation example constrains equipment-volume assumptions; its whole baggage-handling project value is excluded from market sizing. ([portseattle.org](https://www.portseattle.org/projects/baggage-handling-system-optimization))

· Evidence informing the 2040 market-value input; displayed series and growth include calculations: Provides a commercial counterexample to extrapolating passenger growth directly into machine counts throughout the long-range forecast. ([portseattle.org](https://www.portseattle.org/projects/baggage-handling-system-optimization))

13. Smiths Group PLC - Half Year Results for the Six Months Ended 31 January 2026

· Evidence informing the 2026 market-value input; displayed series and growth include calculations: Reports xx.xx% organic growth for Smiths Detection in HY2026, with aviation checkpoint upgrades contributing. Supports a positive 2026 nowcast, not a directly observed global growth rate. ([www-live.smiths.com](https://www-live.smiths.com/media/villk35h/smiths-hy26-results-press-release.pdf))

14. ACI World - Biannual global air travel demand update, 30 September 2025
    - Evidence informing base-year allocation inputs; displayed values and growth are calculated: Regional traffic-scale input; geographic rebasing and spending intensities are modeled.
    - Evidence informing forecast-year allocation inputs; displayed values and growth are calculated: Regional traffic-scale input; geographic rebasing and spending intensities are modeled.
    - Evidence informing base-year allocation inputs; displayed values and growth are calculated: Regional traffic-scale input; Mexico is reassigned to its captured North American parent.
    - Evidence informing forecast-year allocation inputs; displayed values and growth are calculated: Regional traffic-scale input; Mexico is reassigned to its captured North American parent.
    - Evidence informing base-year allocation inputs; displayed values and growth are calculated: Regional traffic-scale input; source membership differs from the captured hierarchy.
    - Evidence informing forecast-year allocation inputs; displayed values and growth are calculated: Regional traffic-scale input; source membership differs from the captured hierarchy.
    - Evidence informing base-year allocation inputs; displayed values and growth are calculated: Regional traffic-scale input before the modeled Turkey and Israel bridge.
    - Evidence informing forecast-year allocation inputs; displayed values and growth are calculated: Regional traffic-scale input before the modeled Turkey and Israel bridge.
    - Evidence informing base-year allocation inputs; displayed values and growth are calculated: The xx.xx-million 2025 traffic estimate constrains the regional demand proxy, not equipment spending.
    - Evidence informing forecast-year allocation inputs; displayed values and growth are calculated: The xx.xx-million 2025 traffic estimate constrains the regional demand proxy, not equipment spending.
    - Evidence informing base-year allocation inputs; displayed values and growth are calculated: The xx.xx-billion 2025 traffic estimate constrains regional scale; forecast purchasing convergence is assumed.
    - Evidence informing forecast-year allocation inputs; displayed values and growth are calculated: The xx.xx-billion 2025 traffic estimate constrains regional scale; forecast purchasing convergence is assumed.
15. CATSA - 2025 Annual Report, Management's Discussion and Analysis
    - Evidence informing base-year allocation inputs; displayed values and growth are calculated: C$xx.xx EDS capital expenditure constrains the Canadian expenditure calibration; baggage attribution is modeled.
    - Evidence informing forecast-year allocation inputs; displayed values and growth are calculated: C$xx.xx EDS capital expenditure constrains the Canadian expenditure calibration; baggage attribution is modeled.
    - Evidence informing base-year allocation inputs; displayed values and growth are calculated: Buyer-spending calibration supports a premium regional equipment/support intensity, not an observed regional share.
    - Evidence informing forecast-year allocation inputs; displayed values and growth are calculated: Buyer-spending calibration supports a premium regional equipment/support intensity, not an observed regional share.
16. Leidos - Leidos wins TSA logistics contract, 23 January 2025
    - Evidence informing base-year allocation inputs; displayed values and growth are calculated: The eight-year, USD xx.xx maximum sustainment award covers xx.xx units at over xx.xx locations; scope and realization adjustments are modeled.
    - Evidence informing forecast-year allocation inputs; displayed values and growth are calculated: The eight-year, USD xx.xx maximum sustainment award covers xx.xx units at over xx.xx locations; scope and realization adjustments are modeled.
    - Evidence informing base-year allocation inputs; displayed values and growth are calculated: Supports recurring-support scale and manufacturer-coordination constraints, not unrestricted service access.
    - Evidence informing forecast-year allocation inputs; displayed values and growth are calculated: Supports recurring-support scale and manufacturer-coordination constraints, not unrestricted service access.

17. ACI-LAC - Air Traffic in Latin America and the Caribbean Maintains Growth Trajectory with a 5% Increase in 2025
    - Evidence informing base-year allocation inputs; displayed values and growth are calculated: Brazil's xx.xx-million airport-traffic aggregate constrains its demand scale; equipment intensity remains modeled.
    - Evidence informing forecast-year allocation inputs; displayed values and growth are calculated: Brazil's xx.xx-million airport-traffic aggregate constrains its demand scale; equipment intensity remains modeled.
    - Evidence informing base-year allocation inputs; displayed values and growth are calculated: Regional traffic evidence constrains the common country model while leaving uncatalogued activity.
    - Evidence informing forecast-year allocation inputs; displayed values and growth are calculated: Regional traffic evidence constrains the common country model while leaving uncatalogued activity.
18. Eurostat - Air passenger transport statistics, December 2025, Table 1: 2024 country traffic
    - Evidence informing base-year allocation inputs; displayed values and growth are calculated: Traffic primitive.
    - Evidence informing forecast-year allocation inputs; displayed values and growth are calculated: Traffic primitive.
19. Eurostat - Air passenger transport: data by month
    - Evidence informing base-year allocation inputs; displayed values and growth are calculated: Interim country changes inform assumed 2025 bridges; domestic endpoint and expenditure adjustments remain modeled.
    - Evidence informing forecast-year allocation inputs; displayed values and growth are calculated: Interim country changes inform assumed 2025 bridges; domestic endpoint and expenditure adjustments remain modeled.
20. ACI EUROPE - 2025 all about traffic resilience as Europe's airports welcomed an additional 100 million passengers
    - Evidence informing base-year allocation inputs; displayed values and growth are calculated: Country growth heterogeneity constrains the shared European purchasing model.
    - Evidence informing forecast-year allocation inputs; displayed values and growth are calculated: Country growth heterogeneity constrains the shared European purchasing model.
    - Evidence informing base-year allocation inputs; displayed values and growth are calculated: Published Russian weakness constrains, rather than validates, its working scale.
    - Evidence informing forecast-year allocation inputs; displayed values and growth are calculated: Published Russian weakness constrains, rather than validates, its working scale.
    - Evidence informing base-year allocation inputs; displayed values and growth are calculated: Annual growth input to the 2025 bridge.
    - Evidence informing forecast-year allocation inputs; displayed values and growth are calculated: Annual growth input to the 2025 bridge.
21. UK Civil Aviation Authority - UK aviation officially breaks records with over 300m passenger journeys in 2025
    - Evidence informing base-year allocation inputs; displayed values and growth are calculated: The xx.xx-million UK-and-Crown-Dependency headline constrains the modeled UK country traffic bridge.
    - Evidence informing forecast-year allocation inputs; displayed values and growth are calculated: The xx.xx-million UK-and-Crown-Dependency headline constrains the modeled UK country traffic bridge.
22. Fraport - AI for Monitoring Aviation Security, 22 January 2026
    - Evidence informing base-year allocation inputs; displayed values and growth are calculated: Over xx.xx CT scanners and approximately EUR xx.xx cumulative checkpoint investment support a premium installed-mix premise, not annual national revenue.
    - Evidence informing forecast-year allocation inputs; displayed values and growth are calculated: Over xx.xx CT scanners and approximately EUR xx.xx cumulative checkpoint investment support a premium installed-mix premise, not annual national revenue.
    - Evidence informing base-year allocation inputs; displayed values and growth are calculated: Quantified national deployment provides an independent test of heterogeneous European modernization.
    - Evidence informing forecast-year allocation inputs; displayed values and growth are calculated: Quantified national deployment provides an independent test of heterogeneous European modernization.

23. ECAC - Common Evaluation Process of security equipment
    - Evidence informing base-year allocation inputs; displayed values and growth are calculated: Evaluation is not national approval; no uniform cross-country market-access premium is assumed.
    - Evidence informing forecast-year allocation inputs; displayed values and growth are calculated: Evaluation is not national approval; no uniform cross-country market-access premium is assumed.
24. DHMİ - Havayolunda Cumhuriyet Tarihinin Rekoru, 9 January 2026
    - Evidence informing base-year allocation inputs; displayed values and growth are calculated: Supports the traffic rebasing into the captured Middle Eastern parent.
    - Evidence informing forecast-year allocation inputs; displayed values and growth are calculated: Supports the traffic rebasing into the captured Middle Eastern parent.
25. Smiths Detection - DAEP checkpoint screening contract for Dubai International Airport, 7 May 2025
    - Evidence informing base-year allocation inputs; displayed values and growth are calculated: Purchaser-specific award evidence supports a bounded premium-mix premise, not a GCC-wide allocation.
    - Evidence informing forecast-year allocation inputs; displayed values and growth are calculated: Purchaser-specific award evidence supports a bounded premium-mix premise, not a GCC-wide allocation.
26. Airports Company South Africa - Airport statistics
    - Evidence informing base-year allocation inputs; displayed values and growth are calculated: Provides an operating-network commercial anchor for the regional installed-base premise.
    - Evidence informing forecast-year allocation inputs; displayed values and growth are calculated: Provides an operating-network commercial anchor for the regional installed-base premise.
27. CAAC - 2025 Civil Aviation Industry Development Statistical Bulletin, 17 April 2026
    - Evidence informing base-year allocation inputs; displayed values and growth are calculated: Reports xx.xx mainland airport movements and xx.xx transport airports in 2025; the Hong Kong/Macao extension is modeled.
    - Evidence informing forecast-year allocation inputs; displayed values and growth are calculated: Reports xx.xx mainland airport movements and xx.xx transport airports in 2025; the Hong Kong/Macao extension is modeled.
    - Evidence informing base-year allocation inputs; displayed values and growth are calculated: Large-market traffic and airport-network scale constrain the regional demand model.
    - Evidence informing forecast-year allocation inputs; displayed values and growth are calculated: Large-market traffic and airport-network scale constrain the regional demand model.
28. Sydney Airport - Traffic and Operational Performance Q4 2025
    - Evidence informing base-year allocation inputs; displayed values and growth are calculated: Sydney's xx.xx-million traffic and staged xx.xx-lane/six-of-seven-lane deployment constrain national scale and modernization assumptions.
    - Evidence informing forecast-year allocation inputs; displayed values and growth are calculated: Sydney's xx.xx-million traffic and staged xx.xx-lane/six-of-seven-lane deployment constrain national scale and modernization assumptions.
    - Evidence informing base-year allocation inputs; displayed values and growth are calculated: Quantified staged deployment supports regional heterogeneity, not a common modernization timetable.
    - Evidence informing forecast-year allocation inputs; displayed values and growth are calculated: Quantified staged deployment supports regional heterogeneity, not a common modernization timetable.
29. U.S. Senator Michael Bennet - SAFEGUARDS Act announcement, 23 July 2025
    - Evidence informing base-year allocation inputs; displayed values and growth are calculated: The xx.xx-airport and xx.xx-lane national footprint constrains minimum network support; proposed funding is not counted as realized revenue.
    - Evidence informing forecast-year allocation inputs; displayed values and growth are calculated: The xx.xx-airport and xx.xx-lane national footprint constrains minimum network support; proposed funding is not counted as realized revenue.

7.4. Screening Automation Equipment

Table 45. Global Airport Baggage Screening Systems Market, by Screening Automation Equipment growth contribution, 2025-2032

Category	2025 value (USD Million)	2032 value (USD Million)	Added value (USD Million)	2025 share (%)	2032 share (%)	Change (pp)	Growth share (%)	CAGR (%)
Screening Conveyors and Sortation Equipment	xx.xx	xx.xx	xx.xx	xx.xx	xx.xx	xx.xx	xx.xx	xx.xx
Screening Lanes and Tray-Return Systems	xx.xx	xx.xx	xx.xx	xx.xx	xx.xx	xx.xx	xx.xx	xx.xx
Scope total	**xx.xx**	**xx.xx**	**xx.xx**	**xx.xx**	**xx.xx**	**xx.xx**	**xx.xx**	**xx.xx**

Table 46. Global Airport Baggage Screening Systems Market Size, by Screening Automation Equipment, by Region, 2017-2040 (USD Million)

Region	2017	2024	2025	2026	2027	2032	2040	CAGR (%)
Africa	xx.xx	xx.xx	xx.xx	xx.xx	xx.xx	xx.xx	xx.xx	xx.xx
Asia-Pacific	xx.xx	xx.xx	xx.xx	xx.xx	xx.xx	xx.xx	xx.xx	xx.xx
Europe	xx.xx	xx.xx	xx.xx	xx.xx	xx.xx	xx.xx	xx.xx	xx.xx
Latin America	xx.xx	xx.xx	xx.xx	xx.xx	xx.xx	xx.xx	xx.xx	xx.xx
Middle East	xx.xx	xx.xx	xx.xx	xx.xx	xx.xx	xx.xx	xx.xx	xx.xx
North America	xx.xx	xx.xx	xx.xx	xx.xx	xx.xx	xx.xx	xx.xx	xx.xx
Total	**xx.xx**	**xx.xx**	**xx.xx**	**xx.xx**	**xx.xx**	**xx.xx**	**xx.xx**	**xx.xx**

Table 47. Global Airport Baggage Screening Systems Market Size, by Screening Automation Equipment, by Group, 2017-2040 (USD Million)

Group	2017	2024	2025	2026	2027	2032	2040	CAGR (%)
ASEAN	xx.xx	xx.xx	xx.xx	xx.xx	xx.xx	xx.xx	xx.xx	xx.xx
BRICS	xx.xx	xx.xx	xx.xx	xx.xx	xx.xx	xx.xx	xx.xx	xx.xx
European Union	xx.xx	xx.xx	xx.xx	xx.xx	xx.xx	xx.xx	xx.xx	xx.xx
G7	xx.xx	xx.xx	xx.xx	xx.xx	xx.xx	xx.xx	xx.xx	xx.xx
GCC	xx.xx	xx.xx	xx.xx	xx.xx	xx.xx	xx.xx	xx.xx	xx.xx
NATO	xx.xx	xx.xx	xx.xx	xx.xx	xx.xx	xx.xx	xx.xx	xx.xx

Table 48. Global Airport Baggage Screening Systems Market Size, by Screening Automation Equipment, by Country, 2017-2040 (USD Million)

Country	2017	2024	2025	2026	2027	2032	2040	CAGR (%)
Australia	xx.xx	xx.xx	xx.xx	xx.xx	xx.xx	xx.xx	xx.xx	xx.xx
Brazil	xx.xx	xx.xx	xx.xx	xx.xx	xx.xx	xx.xx	xx.xx	xx.xx
Canada	xx.xx	xx.xx	xx.xx	xx.xx	xx.xx	xx.xx	xx.xx	xx.xx
China	xx.xx	xx.xx	xx.xx	xx.xx	xx.xx	xx.xx	xx.xx	xx.xx
France	xx.xx	xx.xx	xx.xx	xx.xx	xx.xx	xx.xx	xx.xx	xx.xx
Germany	xx.xx	xx.xx	xx.xx	xx.xx	xx.xx	xx.xx	xx.xx	xx.xx
India	xx.xx	xx.xx	xx.xx	xx.xx	xx.xx	xx.xx	xx.xx	xx.xx
Italy	xx.xx	xx.xx	xx.xx	xx.xx	xx.xx	xx.xx	xx.xx	xx.xx
Japan	xx.xx	xx.xx	xx.xx	xx.xx	xx.xx	xx.xx	xx.xx	xx.xx
Mexico	xx.xx	xx.xx	xx.xx	xx.xx	xx.xx	xx.xx	xx.xx	xx.xx
Russia	xx.xx	xx.xx	xx.xx	xx.xx	xx.xx	xx.xx	xx.xx	xx.xx
South Korea	xx.xx	xx.xx	xx.xx	xx.xx	xx.xx	xx.xx	xx.xx	xx.xx
Spain	xx.xx	xx.xx	xx.xx	xx.xx	xx.xx	xx.xx	xx.xx	xx.xx
United Kingdom	xx.xx	xx.xx	xx.xx	xx.xx	xx.xx	xx.xx	xx.xx	xx.xx
United States	xx.xx	xx.xx	xx.xx	xx.xx	xx.xx	xx.xx	xx.xx	xx.xx
Others	xx.xx	xx.xx	xx.xx	xx.xx	xx.xx	xx.xx	xx.xx	xx.xx
Total	**xx.xx**	**xx.xx**	**xx.xx**	**xx.xx**	**xx.xx**	**xx.xx**	**xx.xx**	**xx.xx**

Sources & Evidence

1. Open Architecture for Airport Security Systems, Second Edition
   - Taxonomy evidence: The jointly prepared guidance explicitly includes automated tray return, baggage-handling systems, and conveyors supporting X-ray equipment as hardware building blocks. This establishes screening-support functions, not inclusion of whole baggage-handling projects. ([aci-europe.org](https://aci-europe.org/downloads/resources/Open%20Architecture%20for%20Airport%20Security%20Systems%202nd%20Edition.pdf))
2. House Report 119-173 - Department of Homeland Security Appropriations Bill, 2026
   - Evidence informing the 2030 market-value input; displayed series and growth include calculations: The aging installed fleet supports replacement demand, but does not establish the forecast's realization dates or annual purchasing rate. ([govinfo.gov](https://www.govinfo.gov/content/pkg/CRPT-119hrpt173/html/CRPT-119hrpt173.htm))
3. GAO-24-106573 - DHS Annual Assessment: Most Programs Are Meeting Current Goals, but Some Continue to Face Cost and Schedule Challenges
   - Evidence informing the 2026 market-value input; displayed series and growth include calculations: Reports plans for xx.xx checkpoint systems and xx.xx increment-one deployments by September 2023; supports an incomplete replacement cycle rather than universal CT adoption. ([gao.gov](https://www.gao.gov/assets/gao-xx.xx-xx.xx.pdf))

4. Global Airport Passenger Traffic Reaches Record 9.8 Billion in 2025, Airports Council International World reports
   - Evidence informing the 2026 market-value input; displayed series and growth include calculations: Reports cooling passenger-growth momentum in 2026, supporting moderation of traffic-driven equipment expansion despite continuing replacement demand. ([aci.aero](https://aci.aero/2026/xx.xx/xx.xx/global-airport-passenger-traffic-reaches-record-xx.xx-xx.xx-billion-in-2025-airports-council-international-world-reports/))
   - Evidence informing base-year allocation inputs; displayed values and growth are calculated: Full-year 2025 traffic weakness qualifies the mature-market expansion assumption.
   - Evidence informing forecast-year allocation inputs; displayed values and growth are calculated: Full-year 2025 traffic weakness qualifies the mature-market expansion assumption.
   - Evidence informing base-year allocation inputs; displayed values and growth are calculated: Full-year growth provides a regional direction check, not an equipment-share observation.
   - Evidence informing forecast-year allocation inputs; displayed values and growth are calculated: Full-year growth provides a regional direction check, not an equipment-share observation.
   - Evidence informing base-year allocation inputs; displayed values and growth are calculated: Full-year traffic growth constrains the regional demand premise.
   - Evidence informing forecast-year allocation inputs; displayed values and growth are calculated: Full-year traffic growth constrains the regional demand premise.
   - Evidence informing forecast-year allocation inputs; displayed values and growth are calculated: The reported first-half 2026 decline of xx.xx% constrains the recovery scenario.
   - Evidence informing base-year allocation inputs; displayed values and growth are calculated: Reported 2025 growth provides a demand-direction check; procurement intensity remains assumed.
   - Evidence informing forecast-year allocation inputs; displayed values and growth are calculated: Reported 2025 growth provides a demand-direction check; procurement intensity remains assumed.
   - Evidence informing base-year allocation inputs; displayed values and growth are calculated: Reported traffic momentum supports differentiated demand, not the final modeled forecast share.
   - Evidence informing forecast-year allocation inputs; displayed values and growth are calculated: Reported traffic momentum supports differentiated demand, not the final modeled forecast share.
5. Smiths Group PLC - Full Year Results for the 12 Months Ended 31 July 2025
   - Evidence informing the 2024 market-value input; displayed series and growth include calculations: Discloses aviation original-equipment revenue of xx.xx and aftermarket revenue of xx.xx for FY2024; supplies historical cycle proxies. ([www-live.smiths.com](https://www-live.smiths.com/media/snqpxwkd/smiths-group-plc-annual-results-2025-press-release.pdf))
   - Evidence informing the 2027 market-value input; displayed series and growth include calculations: Reports approximately xx.xx cumulative CTiX sales and continuing aviation upgrade demand; supports replacement activity, not an observed global forecast. ([www-live.smiths.com](https://www-live.smiths.com/media/snqpxwkd/smiths-group-plc-annual-results-2025-press-release.pdf))
6. Smiths Group PLC - Annual Report & Accounts FY2023
   - Evidence informing the 2022 market-value input; displayed series and growth include calculations: Reports FY2022 aviation original-equipment revenue of xx.xx, used as a dimensionless historical capital-cycle proxy. ([www-live.smiths.com](https://www-live.smiths.com/media/phjp1j44/smiths-annual-report-2023.pdf))
   - Evidence informing the 2023 market-value input; displayed series and growth include calculations: Reports FY2023 aviation original-equipment revenue of xx.xx and aftermarket revenue of xx.xx; supports the modeled recovery direction. ([www-live.smiths.com](https://www-live.smiths.com/media/phjp1j44/smiths-annual-report-2023.pdf))

7. Smiths Group PLC - Annual Report FY2022

· Evidence informing the 2021 market-value input; displayed series and growth include calculations: Reports FY2021 aviation revenue of xx.xx, providing a historical purchasing-cycle reference rather than a global observation. ([www-live.smiths.com](https://www-live.smiths.com/media/xjvdpblr/smiths-annual-report-2022-report.pdf))

· Evidence informing the 2022 market-value input; displayed series and growth include calculations: Reports FY2022 aviation revenue of xx.xx and continued weakness in aviation original equipment; supports a delayed capital-spending trough. ([www-live.smiths.com](https://www-live.smiths.com/media/xjvdpblr/smiths-annual-report-2022-report.pdf))

8. Smiths Group PLC - Annual Results for the Year Ended 31 July 2019

· Evidence informing the 2018 market-value input; displayed series and growth include calculations: Reports FY2018 aviation revenue of xx.xx, supplying the historical comparison underlying the backcast. ([smiths.com](https://www.smiths.com/media/u4wla1bw/smiths-group-plc-annual-results-2019-press-release.pdf))

· Evidence informing the 2019 market-value input; displayed series and growth include calculations: Reports FY2019 aviation revenue of xx.xx and customer delivery deferrals, qualifying a traffic-only growth model. ([smiths.com](https://www.smiths.com/media/u4wla1bw/smiths-group-plc-annual-results-2019-press-release.pdf))

· Evidence informing the 2020 market-value input; displayed series and growth include calculations: Identifies deliveries deferred into FY2020; supports the possibility of backlog-supported spending despite a contemporaneous traffic shock, not the exact modeled growth rate. ([smiths.com](https://www.smiths.com/media/u4wla1bw/smiths-group-plc-annual-results-2019-press-release.pdf))

9. ACI World - The High-Wire Balancing Act: Global Air Transport Demand in 2018 and 2019

· Evidence informing the 2017 market-value input; displayed series and growth include calculations: Reports xx.xx airport passengers and xx.xx% growth in 2018; the growth observation informs the 2017 backcast bridge. ([blog.aci.aero](https://blog.aci.aero/airport-economics/the-high-wire-balancing-act-global-air-transport-demand-in-2018-and-2019/))

· Evidence informing the 2018 market-value input; displayed series and growth include calculations: Provides the observed 2018 traffic-growth reference, not an equipment-market growth observation. ([blog.aci.aero](https://blog.aci.aero/airport-economics/the-high-wire-balancing-act-global-air-transport-demand-in-2018-and-2019/))

10. ICAO A42-WP/556 - State of the Industry and Outlook for Airport Traffic, Presented by ACI

· Evidence informing the 2020 market-value input; displayed series and growth include calculations: Records the collapse from xx.xx airport passengers in 2019 to xx.xx in 2020; constrains the shock and funding-risk interpretation. ([icao.int](https://www.icao.int/sites/default/files/Meetings/a42/Documents/WP/wp_556_en.pdf))

· Evidence informing the 2021 market-value input; displayed series and growth include calculations: Reports xx.xx airport passengers in 2021, supporting a prolonged funding and activity shock. ([icao.int](https://www.icao.int/sites/default/files/Meetings/a42/Documents/WP/wp_556_en.pdf))

· Evidence informing the 2023 market-value input; displayed series and growth include calculations: Reports xx.xx airport passengers in 2023; traffic recovery is distinguished from equipment purchasing. ([icao.int](https://www.icao.int/sites/default/files/Meetings/a42/Documents/WP/wp_556_en.pdf))

· Evidence informing the 2024 market-value input; displayed series and growth include calculations: Reports xx.xx airport passengers in 2024, providing a demand recovery cross-check. ([icao.int](https://www.icao.int/sites/default/files/Meetings/a42/Documents/WP/wp_556_en.pdf))

11. Port of Seattle - Baggage Handling System Optimization
    - Evidence informing the 2029 market-value input; displayed series and growth include calculations: Seattle plans to consolidate six baggage-screening systems, increase supported passenger capacity, and reduce screening-machine demand. Supports integration spending without one-for-one detector growth. ([portseattle.org](https://www.portseattle.org/projects/baggage-handling-system-optimization))
    - Evidence informing the 2032 market-value input; displayed series and growth include calculations: The consolidation example constrains equipment-volume assumptions; its whole baggage-handling project value is excluded from market sizing. ([portseattle.org](https://www.portseattle.org/projects/baggage-handling-system-optimization))
    - Evidence informing the 2040 market-value input; displayed series and growth include calculations: Provides a commercial counterexample to extrapolating passenger growth directly into machine counts throughout the long-range forecast. ([portseattle.org](https://www.portseattle.org/projects/baggage-handling-system-optimization))
    - Evidence informing forecast-year allocation inputs; displayed values and growth are calculated: The consolidation project supports integration-driven conveyor demand, but its whole-project value is excluded. ([portseattle.org](https://www.portseattle.org/projects/baggage-handling-system-optimization))
12. Smiths Group PLC - Half Year Results for the Six Months Ended 31 January 2026
    - Evidence informing the 2026 market-value input; displayed series and growth include calculations: Reports xx.xx% organic growth for Smiths Detection in HY2026, with aviation checkpoint upgrades contributing. Supports a positive 2026 nowcast, not a directly observed global growth rate. ([www-live.smiths.com](https://www-live.smiths.com/media/villk35h/smiths-hy26-results-press-release.pdf))
13. ACI World - Biannual global air travel demand update, 30 September 2025
    - Evidence informing base-year allocation inputs; displayed values and growth are calculated: Regional traffic-scale input; geographic rebasing and spending intensities are modeled.
    - Evidence informing forecast-year allocation inputs; displayed values and growth are calculated: Regional traffic-scale input; geographic rebasing and spending intensities are modeled.
    - Evidence informing base-year allocation inputs; displayed values and growth are calculated: Regional traffic-scale input; Mexico is reassigned to its captured North American parent.
    - Evidence informing forecast-year allocation inputs; displayed values and growth are calculated: Regional traffic-scale input; Mexico is reassigned to its captured North American parent.
    - Evidence informing base-year allocation inputs; displayed values and growth are calculated: Regional traffic-scale input; source membership differs from the captured hierarchy.
    - Evidence informing forecast-year allocation inputs; displayed values and growth are calculated: Regional traffic-scale input; source membership differs from the captured hierarchy.
    - Evidence informing base-year allocation inputs; displayed values and growth are calculated: Regional traffic-scale input before the modeled Turkey and Israel bridge.
    - Evidence informing forecast-year allocation inputs; displayed values and growth are calculated: Regional traffic-scale input before the modeled Turkey and Israel bridge.
    - Evidence informing base-year allocation inputs; displayed values and growth are calculated: The xx.xx-million 2025 traffic estimate constrains the regional demand proxy, not equipment spending.
    - Evidence informing forecast-year allocation inputs; displayed values and growth are calculated: The xx.xx-million 2025 traffic estimate constrains the regional demand proxy, not equipment spending.
    - Evidence informing base-year allocation inputs; displayed values and growth are calculated: The xx.xx-billion 2025 traffic estimate constrains regional scale; forecast purchasing convergence is assumed.
    - Evidence informing forecast-year allocation inputs; displayed values and growth are calculated: The xx.xx-billion 2025 traffic estimate constrains regional scale; forecast purchasing convergence is assumed.

14. CATSA - 2025 Annual Report, Management's Discussion and Analysis
    - Evidence informing base-year allocation inputs; displayed values and growth are calculated: C$xx.xx EDS capital expenditure constrains the Canadian expenditure calibration; baggage attribution is modeled.
    - Evidence informing forecast-year allocation inputs; displayed values and growth are calculated: C$xx.xx EDS capital expenditure constrains the Canadian expenditure calibration; baggage attribution is modeled.
    - Evidence informing base-year allocation inputs; displayed values and growth are calculated: Buyer-spending calibration supports a premium regional equipment/support intensity, not an observed regional share.
    - Evidence informing forecast-year allocation inputs; displayed values and growth are calculated: Buyer-spending calibration supports a premium regional equipment/support intensity, not an observed regional share.
15. Leidos - Leidos wins TSA logistics contract, 23 January 2025
    - Evidence informing base-year allocation inputs; displayed values and growth are calculated: The eight-year, USD xx.xx maximum sustainment award covers xx.xx units at over xx.xx locations; scope and realization adjustments are modeled.
    - Evidence informing forecast-year allocation inputs; displayed values and growth are calculated: The eight-year, USD xx.xx maximum sustainment award covers xx.xx units at over xx.xx locations; scope and realization adjustments are modeled.
    - Evidence informing base-year allocation inputs; displayed values and growth are calculated: Supports recurring-support scale and manufacturer-coordination constraints, not unrestricted service access.
    - Evidence informing forecast-year allocation inputs; displayed values and growth are calculated: Supports recurring-support scale and manufacturer-coordination constraints, not unrestricted service access.
16. ACI-LAC - Air Traffic in Latin America and the Caribbean Maintains Growth Trajectory with a 5% Increase in 2025
    - Evidence informing base-year allocation inputs; displayed values and growth are calculated: Brazil's xx.xx-million airport-traffic aggregate constrains its demand scale; equipment intensity remains modeled.
    - Evidence informing forecast-year allocation inputs; displayed values and growth are calculated: Brazil's xx.xx-million airport-traffic aggregate constrains its demand scale; equipment intensity remains modeled.
    - Evidence informing base-year allocation inputs; displayed values and growth are calculated: Regional traffic evidence constrains the common country model while leaving uncatalogued activity.
    - Evidence informing forecast-year allocation inputs; displayed values and growth are calculated: Regional traffic evidence constrains the common country model while leaving uncatalogued activity.
17. Eurostat - Air passenger transport statistics, December 2025, Table 1: 2024 country traffic
    - Evidence informing base-year allocation inputs; displayed values and growth are calculated: Traffic primitive.
    - Evidence informing forecast-year allocation inputs; displayed values and growth are calculated: Traffic primitive.
18. Eurostat - Air passenger transport: data by month
    - Evidence informing base-year allocation inputs; displayed values and growth are calculated: Interim country changes inform assumed 2025 bridges; domestic endpoint and expenditure adjustments remain modeled.
    - Evidence informing forecast-year allocation inputs; displayed values and growth are calculated: Interim country changes inform assumed 2025 bridges; domestic endpoint and expenditure adjustments remain modeled.

19. ACI EUROPE - 2025 all about traffic resilience as Europe's airports welcomed an additional 100 million passengers
    - Evidence informing base-year allocation inputs; displayed values and growth are calculated: Country growth heterogeneity constrains the shared European purchasing model.
    - Evidence informing forecast-year allocation inputs; displayed values and growth are calculated: Country growth heterogeneity constrains the shared European purchasing model.
    - Evidence informing base-year allocation inputs; displayed values and growth are calculated: Published Russian weakness constrains, rather than validates, its working scale.
    - Evidence informing forecast-year allocation inputs; displayed values and growth are calculated: Published Russian weakness constrains, rather than validates, its working scale.
    - Evidence informing base-year allocation inputs; displayed values and growth are calculated: Annual growth input to the 2025 bridge.
    - Evidence informing forecast-year allocation inputs; displayed values and growth are calculated: Annual growth input to the 2025 bridge.
20. UK Civil Aviation Authority - UK aviation officially breaks records with over 300m passenger journeys in 2025
    - Evidence informing base-year allocation inputs; displayed values and growth are calculated: The xx.xx-million UK-and-Crown-Dependency headline constrains the modeled UK country traffic bridge.
    - Evidence informing forecast-year allocation inputs; displayed values and growth are calculated: The xx.xx-million UK-and-Crown-Dependency headline constrains the modeled UK country traffic bridge.
21. Fraport - AI for Monitoring Aviation Security, 22 January 2026
    - Evidence informing base-year allocation inputs; displayed values and growth are calculated: Over xx.xx CT scanners and approximately EUR xx.xx cumulative checkpoint investment support a premium installed-mix premise, not annual national revenue.
    - Evidence informing forecast-year allocation inputs; displayed values and growth are calculated: Over xx.xx CT scanners and approximately EUR xx.xx cumulative checkpoint investment support a premium installed-mix premise, not annual national revenue.
    - Evidence informing base-year allocation inputs; displayed values and growth are calculated: Quantified national deployment provides an independent test of heterogeneous European modernization.
    - Evidence informing forecast-year allocation inputs; displayed values and growth are calculated: Quantified national deployment provides an independent test of heterogeneous European modernization.
22. ECAC - Common Evaluation Process of security equipment
    - Evidence informing base-year allocation inputs; displayed values and growth are calculated: Evaluation is not national approval; no uniform cross-country market-access premium is assumed.
    - Evidence informing forecast-year allocation inputs; displayed values and growth are calculated: Evaluation is not national approval; no uniform cross-country market-access premium is assumed.
23. DHMİ - Havayolunda Cumhuriyet Tarihinin Rekoru, 9 January 2026
    - Evidence informing base-year allocation inputs; displayed values and growth are calculated: Supports the traffic rebasing into the captured Middle Eastern parent.
    - Evidence informing forecast-year allocation inputs; displayed values and growth are calculated: Supports the traffic rebasing into the captured Middle Eastern parent.
24. Smiths Detection - DAEP checkpoint screening contract for Dubai International Airport, 7 May 2025
    - Evidence informing base-year allocation inputs; displayed values and growth are calculated: Purchaser-specific award evidence supports a bounded premium-mix premise, not a GCC-wide allocation.
    - Evidence informing forecast-year allocation inputs; displayed values and growth are calculated: Purchaser-specific award evidence supports a bounded premium-mix premise, not a GCC-wide allocation.
25. Airports Company South Africa - Airport statistics
    - Evidence informing base-year allocation inputs; displayed values and growth are calculated: Provides an operating-network commercial anchor for the regional installed-base premise.
    - Evidence informing forecast-year allocation inputs; displayed values and growth are calculated: Provides an operating-network commercial anchor for the regional installed-base premise.

26. CAAC - 2025 Civil Aviation Industry Development Statistical Bulletin, 17 April 2026
    - Evidence informing base-year allocation inputs; displayed values and growth are calculated: Reports xx.xx mainland airport movements and xx.xx transport airports in 2025; the Hong Kong/Macao extension is modeled.
    - Evidence informing forecast-year allocation inputs; displayed values and growth are calculated: Reports xx.xx mainland airport movements and xx.xx transport airports in 2025; the Hong Kong/Macao extension is modeled.
    - Evidence informing base-year allocation inputs; displayed values and growth are calculated: Large-market traffic and airport-network scale constrain the regional demand model.
    - Evidence informing forecast-year allocation inputs; displayed values and growth are calculated: Large-market traffic and airport-network scale constrain the regional demand model.
27. Sydney Airport - Traffic and Operational Performance Q4 2025
    - Evidence informing base-year allocation inputs; displayed values and growth are calculated: Sydney's xx.xx-million traffic and staged xx.xx-lane/six-of-seven-lane deployment constrain national scale and modernization assumptions.
    - Evidence informing forecast-year allocation inputs; displayed values and growth are calculated: Sydney's xx.xx-million traffic and staged xx.xx-lane/six-of-seven-lane deployment constrain national scale and modernization assumptions.
    - Evidence informing base-year allocation inputs; displayed values and growth are calculated: Quantified staged deployment supports regional heterogeneity, not a common modernization timetable.
    - Evidence informing forecast-year allocation inputs; displayed values and growth are calculated: Quantified staged deployment supports regional heterogeneity, not a common modernization timetable.
28. U.S. Senator Michael Bennet - SAFEGUARDS Act announcement, 23 July 2025
    - Evidence informing base-year allocation inputs; displayed values and growth are calculated: The xx.xx-airport and xx.xx-lane national footprint constrains minimum network support; proposed funding is not counted as realized revenue.
    - Evidence informing forecast-year allocation inputs; displayed values and growth are calculated: The xx.xx-airport and xx.xx-lane national footprint constrains minimum network support; proposed funding is not counted as realized revenue.
29. Procurement of Next Generation Security Checkpoint Equipment - Contract Award Notice
    - Evidence informing base-year allocation inputs; displayed values and growth are calculated: The seven-system award includes automated tray return, demonstrating bundled purchasing but no separately priced hardware allocation. ([sell2wales.gov.wales](https://www.sell2wales.gov.wales/search/show/search_view.aspx?ID=NOV417275))
    - Evidence informing forecast-year allocation inputs; displayed values and growth are calculated: The seven-system award includes automated tray return, demonstrating bundled purchasing but no separately priced hardware allocation. ([sell2wales.gov.wales](https://www.sell2wales.gov.wales/search/show/search_view.aspx?ID=NOV417275))
    - Evidence informing base-year allocation inputs; displayed values and growth are calculated: The integrated CT/tray-return scope constrains the automation interface boundary; it does not value general airport conveyors. ([sell2wales.gov.wales](https://www.sell2wales.gov.wales/search/show/search_view.aspx?ID=NOV417275))
    - Evidence informing forecast-year allocation inputs; displayed values and growth are calculated: The integrated CT/tray-return scope constrains the automation interface boundary; it does not value general airport conveyors. ([sell2wales.gov.wales](https://www.sell2wales.gov.wales/search/show/search_view.aspx?ID=NOV417275))

7.4.1. Screening Lanes and Tray-Return Systems

Table 49. Global Airport Baggage Screening Systems Market Size, by Screening Lanes and Tray-Return Systems, by Region, 2017-2040 (USD Million)

Region	2017	2024	2025	2026	2027	2032	2040	CAGR (%)
Africa	xx.xx	xx.xx	xx.xx	xx.xx	xx.xx	xx.xx	xx.xx	xx.xx
Asia-Pacific	xx.xx	xx.xx	xx.xx	xx.xx	xx.xx	xx.xx	xx.xx	xx.xx
Europe	xx.xx	xx.xx	xx.xx	xx.xx	xx.xx	xx.xx	xx.xx	xx.xx
Latin America	xx.xx	xx.xx	xx.xx	xx.xx	xx.xx	xx.xx	xx.xx	xx.xx
Middle East	xx.xx	xx.xx	xx.xx	xx.xx	xx.xx	xx.xx	xx.xx	xx.xx
North America	xx.xx	xx.xx	xx.xx	xx.xx	xx.xx	xx.xx	xx.xx	xx.xx
Total	**xx.xx**	**xx.xx**	**xx.xx**	**xx.xx**	**xx.xx**	**xx.xx**	**xx.xx**	**xx.xx**

Table 50. Global Airport Baggage Screening Systems Market Size, by Screening Lanes and Tray-Return Systems, by Group, 2017-2040 (USD Million)

Group	2017	2024	2025	2026	2027	2032	2040	CAGR (%)
ASEAN	xx.xx	xx.xx	xx.xx	xx.xx	xx.xx	xx.xx	xx.xx	xx.xx
BRICS	xx.xx	xx.xx	xx.xx	xx.xx	xx.xx	xx.xx	xx.xx	xx.xx
European Union	xx.xx	xx.xx	xx.xx	xx.xx	xx.xx	xx.xx	xx.xx	xx.xx
G7	xx.xx	xx.xx	xx.xx	xx.xx	xx.xx	xx.xx	xx.xx	xx.xx
GCC	xx.xx	xx.xx	xx.xx	xx.xx	xx.xx	xx.xx	xx.xx	xx.xx
NATO	xx.xx	xx.xx	xx.xx	xx.xx	xx.xx	xx.xx	xx.xx	xx.xx

Table 51. Global Airport Baggage Screening Systems Market Size, by Screening Lanes and Tray-Return Systems, by Country, 2017-2040 (USD Million)

Country	2017	2024	2025	2026	2027	2032	2040	CAGR (%)
Australia	xx.xx	xx.xx	xx.xx	xx.xx	xx.xx	xx.xx	xx.xx	xx.xx
Brazil	xx.xx	xx.xx	xx.xx	xx.xx	xx.xx	xx.xx	xx.xx	xx.xx
Canada	xx.xx	xx.xx	xx.xx	xx.xx	xx.xx	xx.xx	xx.xx	xx.xx
China	xx.xx	xx.xx	xx.xx	xx.xx	xx.xx	xx.xx	xx.xx	xx.xx
France	xx.xx	xx.xx	xx.xx	xx.xx	xx.xx	xx.xx	xx.xx	xx.xx
Germany	xx.xx	xx.xx	xx.xx	xx.xx	xx.xx	xx.xx	xx.xx	xx.xx
India	xx.xx	xx.xx	xx.xx	xx.xx	xx.xx	xx.xx	xx.xx	xx.xx
Italy	xx.xx	xx.xx	xx.xx	xx.xx	xx.xx	xx.xx	xx.xx	xx.xx
Japan	xx.xx	xx.xx	xx.xx	xx.xx	xx.xx	xx.xx	xx.xx	xx.xx
Mexico	xx.xx	xx.xx	xx.xx	xx.xx	xx.xx	xx.xx	xx.xx	xx.xx
Russia	xx.xx	xx.xx	xx.xx	xx.xx	xx.xx	xx.xx	xx.xx	xx.xx
South Korea	xx.xx	xx.xx	xx.xx	xx.xx	xx.xx	xx.xx	xx.xx	xx.xx
Spain	xx.xx	xx.xx	xx.xx	xx.xx	xx.xx	xx.xx	xx.xx	xx.xx
United Kingdom	xx.xx	xx.xx	xx.xx	xx.xx	xx.xx	xx.xx	xx.xx	xx.xx
United States	xx.xx	xx.xx	xx.xx	xx.xx	xx.xx	xx.xx	xx.xx	xx.xx
Others	xx.xx	xx.xx	xx.xx	xx.xx	xx.xx	xx.xx	xx.xx	xx.xx
Total	**xx.xx**	**xx.xx**	**xx.xx**	**xx.xx**	**xx.xx**	**xx.xx**	**xx.xx**	**xx.xx**

Sources & Evidence

1. Airport Security Equipment for Doncaster Sheffield Airport.
   · Taxonomy evidence: The August xx.xx 2025 preliminary procurement identifies tray-return systems separately from screening machines. It establishes intended purchasing categories, not an awarded or delivered sale. ([find-tender.service.gov.uk](https://www.find-tender.service.gov.uk/Notice/xx.xx-2025?origin=SearchResults&p=xx.xx))
2. House Report 119-173 - Department of Homeland Security Appropriations Bill, 2026
   · Evidence informing the 2030 market-value input; displayed series and growth include calculations: The aging installed fleet supports replacement demand, but does not establish the forecast's realization dates or annual purchasing rate. ([govinfo.gov](https://www.govinfo.gov/content/pkg/CRPT-119hrpt173/html/CRPT-119hrpt173.htm))
3. GAO-24-106573 - DHS Annual Assessment: Most Programs Are Meeting Current Goals, but Some Continue to Face Cost and Schedule Challenges
   · Evidence informing the 2026 market-value input; displayed series and growth include calculations: Reports plans for xx.xx checkpoint systems and xx.xx increment-one deployments by September 2023; supports an incomplete replacement cycle rather than universal CT adoption. ([gao.gov](https://www.gao.gov/assets/gao-xx.xx-xx.xx.pdf))

4. Global Airport Passenger Traffic Reaches Record 9.8 Billion in 2025, Airports Council International World reports
   - Evidence informing the 2026 market-value input; displayed series and growth include calculations: Reports cooling passenger-growth momentum in 2026, supporting moderation of traffic-driven equipment expansion despite continuing replacement demand. ([aci.aero](https://aci.aero/2026/xx.xx/xx.xx/global-airport-passenger-traffic-reaches-record-xx.xx-xx.xx-billion-in-2025-airports-council-international-world-reports/))
   - Evidence informing base-year allocation inputs; displayed values and growth are calculated: Full-year 2025 traffic weakness qualifies the mature-market expansion assumption.
   - Evidence informing forecast-year allocation inputs; displayed values and growth are calculated: Full-year 2025 traffic weakness qualifies the mature-market expansion assumption.
   - Evidence informing base-year allocation inputs; displayed values and growth are calculated: Full-year growth provides a regional direction check, not an equipment-share observation.
   - Evidence informing forecast-year allocation inputs; displayed values and growth are calculated: Full-year growth provides a regional direction check, not an equipment-share observation.
   - Evidence informing base-year allocation inputs; displayed values and growth are calculated: Full-year traffic growth constrains the regional demand premise.
   - Evidence informing forecast-year allocation inputs; displayed values and growth are calculated: Full-year traffic growth constrains the regional demand premise.
   - Evidence informing forecast-year allocation inputs; displayed values and growth are calculated: The reported first-half 2026 decline of xx.xx% constrains the recovery scenario.
   - Evidence informing base-year allocation inputs; displayed values and growth are calculated: Reported 2025 growth provides a demand-direction check; procurement intensity remains assumed.
   - Evidence informing forecast-year allocation inputs; displayed values and growth are calculated: Reported 2025 growth provides a demand-direction check; procurement intensity remains assumed.
   - Evidence informing base-year allocation inputs; displayed values and growth are calculated: Reported traffic momentum supports differentiated demand, not the final modeled forecast share.
   - Evidence informing forecast-year allocation inputs; displayed values and growth are calculated: Reported traffic momentum supports differentiated demand, not the final modeled forecast share.
5. Smiths Group PLC - Full Year Results for the 12 Months Ended 31 July 2025
   - Evidence informing the 2024 market-value input; displayed series and growth include calculations: Discloses aviation original-equipment revenue of xx.xx and aftermarket revenue of xx.xx for FY2024; supplies historical cycle proxies. ([www-live.smiths.com](https://www-live.smiths.com/media/snqpxwkd/smiths-group-plc-annual-results-2025-press-release.pdf))
   - Evidence informing the 2027 market-value input; displayed series and growth include calculations: Reports approximately xx.xx cumulative CTiX sales and continuing aviation upgrade demand; supports replacement activity, not an observed global forecast. ([www-live.smiths.com](https://www-live.smiths.com/media/snqpxwkd/smiths-group-plc-annual-results-2025-press-release.pdf))
6. Smiths Group PLC - Annual Report & Accounts FY2023
   - Evidence informing the 2022 market-value input; displayed series and growth include calculations: Reports FY2022 aviation original-equipment revenue of xx.xx, used as a dimensionless historical capital-cycle proxy. ([www-live.smiths.com](https://www-live.smiths.com/media/phjp1j44/smiths-annual-report-2023.pdf))
   - Evidence informing the 2023 market-value input; displayed series and growth include calculations: Reports FY2023 aviation original-equipment revenue of xx.xx and aftermarket revenue of xx.xx; supports the modeled recovery direction. ([www-live.smiths.com](https://www-live.smiths.com/media/phjp1j44/smiths-annual-report-2023.pdf))

7. Smiths Group PLC - Annual Report FY2022
   - Evidence informing the 2021 market-value input; displayed series and growth include calculations: Reports FY2021 aviation revenue of xx.xx, providing a historical purchasing-cycle reference rather than a global observation. ([www-live.smiths.com](https://www-live.smiths.com/media/xjvdpblr/smiths-annual-report-2022-report.pdf))
   - Evidence informing the 2022 market-value input; displayed series and growth include calculations: Reports FY2022 aviation revenue of xx.xx and continued weakness in aviation original equipment; supports a delayed capital-spending trough. ([www-live.smiths.com](https://www-live.smiths.com/media/xjvdpblr/smiths-annual-report-2022-report.pdf))
8. Smiths Group PLC - Annual Results for the Year Ended 31 July 2019
   - Evidence informing the 2018 market-value input; displayed series and growth include calculations: Reports FY2018 aviation revenue of xx.xx, supplying the historical comparison underlying the backcast. ([smiths.com](https://www.smiths.com/media/u4wla1bw/smiths-group-plc-annual-results-2019-press-release.pdf))
   - Evidence informing the 2019 market-value input; displayed series and growth include calculations: Reports FY2019 aviation revenue of xx.xx and customer delivery deferrals, qualifying a traffic-only growth model. ([smiths.com](https://www.smiths.com/media/u4wla1bw/smiths-group-plc-annual-results-2019-press-release.pdf))
   - Evidence informing the 2020 market-value input; displayed series and growth include calculations: Identifies deliveries deferred into FY2020; supports the possibility of backlog-supported spending despite a contemporaneous traffic shock, not the exact modeled growth rate. ([smiths.com](https://www.smiths.com/media/u4wla1bw/smiths-group-plc-annual-results-2019-press-release.pdf))
9. ACI World - The High-Wire Balancing Act: Global Air Transport Demand in 2018 and 2019
   - Evidence informing the 2017 market-value input; displayed series and growth include calculations: Reports xx.xx airport passengers and xx.xx% growth in 2018; the growth observation informs the 2017 backcast bridge. ([blog.aci.aero](https://blog.aci.aero/airport-economics/the-high-wire-balancing-act-global-air-transport-demand-in-2018-and-2019/))
   - Evidence informing the 2018 market-value input; displayed series and growth include calculations: Provides the observed 2018 traffic-growth reference, not an equipment-market growth observation. ([blog.aci.aero](https://blog.aci.aero/airport-economics/the-high-wire-balancing-act-global-air-transport-demand-in-2018-and-2019/))
10. ICAO A42-WP/556 - State of the Industry and Outlook for Airport Traffic, Presented by ACI
    - Evidence informing the 2020 market-value input; displayed series and growth include calculations: Records the collapse from xx.xx airport passengers in 2019 to xx.xx in 2020; constrains the shock and funding-risk interpretation. ([icao.int](https://www.icao.int/sites/default/files/Meetings/a42/Documents/WP/wp_556_en.pdf))
    - Evidence informing the 2021 market-value input; displayed series and growth include calculations: Reports xx.xx airport passengers in 2021, supporting a prolonged funding and activity shock. ([icao.int](https://www.icao.int/sites/default/files/Meetings/a42/Documents/WP/wp_556_en.pdf))
    - Evidence informing the 2023 market-value input; displayed series and growth include calculations: Reports xx.xx airport passengers in 2023; traffic recovery is distinguished from equipment purchasing. ([icao.int](https://www.icao.int/sites/default/files/Meetings/a42/Documents/WP/wp_556_en.pdf))
    - Evidence informing the 2024 market-value input; displayed series and growth include calculations: Reports xx.xx airport passengers in 2024, providing a demand recovery cross-check. ([icao.int](https://www.icao.int/sites/default/files/Meetings/a42/Documents/WP/wp_556_en.pdf))

11. Port of Seattle - Baggage Handling System Optimization
    - Evidence informing the 2029 market-value input; displayed series and growth include calculations: Seattle plans to consolidate six baggage-screening systems, increase supported passenger capacity, and reduce screening-machine demand. Supports integration spending without one-for-one detector growth. ([portseattle.org](https://www.portseattle.org/projects/baggage-handling-system-optimization))
    - Evidence informing the 2032 market-value input; displayed series and growth include calculations: The consolidation example constrains equipment-volume assumptions; its whole baggage-handling project value is excluded from market sizing. ([portseattle.org](https://www.portseattle.org/projects/baggage-handling-system-optimization))
    - Evidence informing the 2040 market-value input; displayed series and growth include calculations: Provides a commercial counterexample to extrapolating passenger growth directly into machine counts throughout the long-range forecast. ([portseattle.org](https://www.portseattle.org/projects/baggage-handling-system-optimization))
12. Smiths Group PLC - Half Year Results for the Six Months Ended 31 January 2026
    - Evidence informing the 2026 market-value input; displayed series and growth include calculations: Reports xx.xx% organic growth for Smiths Detection in HY2026, with aviation checkpoint upgrades contributing. Supports a positive 2026 nowcast, not a directly observed global growth rate. ([www-live.smiths.com](https://www-live.smiths.com/media/villk35h/smiths-hy26-results-press-release.pdf))
13. ACI World - Biannual global air travel demand update, 30 September 2025
    - Evidence informing base-year allocation inputs; displayed values and growth are calculated: Regional traffic-scale input; geographic rebasing and spending intensities are modeled.
    - Evidence informing forecast-year allocation inputs; displayed values and growth are calculated: Regional traffic-scale input; geographic rebasing and spending intensities are modeled.
    - Evidence informing base-year allocation inputs; displayed values and growth are calculated: Regional traffic-scale input; Mexico is reassigned to its captured North American parent.
    - Evidence informing forecast-year allocation inputs; displayed values and growth are calculated: Regional traffic-scale input; Mexico is reassigned to its captured North American parent.
    - Evidence informing base-year allocation inputs; displayed values and growth are calculated: Regional traffic-scale input; source membership differs from the captured hierarchy.
    - Evidence informing forecast-year allocation inputs; displayed values and growth are calculated: Regional traffic-scale input; source membership differs from the captured hierarchy.
    - Evidence informing base-year allocation inputs; displayed values and growth are calculated: Regional traffic-scale input before the modeled Turkey and Israel bridge.
    - Evidence informing forecast-year allocation inputs; displayed values and growth are calculated: Regional traffic-scale input before the modeled Turkey and Israel bridge.
    - Evidence informing base-year allocation inputs; displayed values and growth are calculated: The xx.xx-million 2025 traffic estimate constrains the regional demand proxy, not equipment spending.
    - Evidence informing forecast-year allocation inputs; displayed values and growth are calculated: The xx.xx-million 2025 traffic estimate constrains the regional demand proxy, not equipment spending.
    - Evidence informing base-year allocation inputs; displayed values and growth are calculated: The xx.xx-billion 2025 traffic estimate constrains regional scale; forecast purchasing convergence is assumed.
    - Evidence informing forecast-year allocation inputs; displayed values and growth are calculated: The xx.xx-billion 2025 traffic estimate constrains regional scale; forecast purchasing convergence is assumed.

14. CATSA - 2025 Annual Report, Management's Discussion and Analysis
    - Evidence informing base-year allocation inputs; displayed values and growth are calculated: C$xx.xx EDS capital expenditure constrains the Canadian expenditure calibration; baggage attribution is modeled.
    - Evidence informing forecast-year allocation inputs; displayed values and growth are calculated: C$xx.xx EDS capital expenditure constrains the Canadian expenditure calibration; baggage attribution is modeled.
    - Evidence informing base-year allocation inputs; displayed values and growth are calculated: Buyer-spending calibration supports a premium regional equipment/support intensity, not an observed regional share.
    - Evidence informing forecast-year allocation inputs; displayed values and growth are calculated: Buyer-spending calibration supports a premium regional equipment/support intensity, not an observed regional share.
15. Leidos - Leidos wins TSA logistics contract, 23 January 2025
    - Evidence informing base-year allocation inputs; displayed values and growth are calculated: The eight-year, USD xx.xx maximum sustainment award covers xx.xx units at over xx.xx locations; scope and realization adjustments are modeled.
    - Evidence informing forecast-year allocation inputs; displayed values and growth are calculated: The eight-year, USD xx.xx maximum sustainment award covers xx.xx units at over xx.xx locations; scope and realization adjustments are modeled.
    - Evidence informing base-year allocation inputs; displayed values and growth are calculated: Supports recurring-support scale and manufacturer-coordination constraints, not unrestricted service access.
    - Evidence informing forecast-year allocation inputs; displayed values and growth are calculated: Supports recurring-support scale and manufacturer-coordination constraints, not unrestricted service access.
16. ACI-LAC - Air Traffic in Latin America and the Caribbean Maintains Growth Trajectory with a 5% Increase in 2025
    - Evidence informing base-year allocation inputs; displayed values and growth are calculated: Brazil's xx.xx-million airport-traffic aggregate constrains its demand scale; equipment intensity remains modeled.
    - Evidence informing forecast-year allocation inputs; displayed values and growth are calculated: Brazil's xx.xx-million airport-traffic aggregate constrains its demand scale; equipment intensity remains modeled.
    - Evidence informing base-year allocation inputs; displayed values and growth are calculated: Regional traffic evidence constrains the common country model while leaving uncatalogued activity.
    - Evidence informing forecast-year allocation inputs; displayed values and growth are calculated: Regional traffic evidence constrains the common country model while leaving uncatalogued activity.
17. Eurostat - Air passenger transport statistics, December 2025, Table 1: 2024 country traffic
    - Evidence informing base-year allocation inputs; displayed values and growth are calculated: Traffic primitive.
    - Evidence informing forecast-year allocation inputs; displayed values and growth are calculated: Traffic primitive.
18. Eurostat - Air passenger transport: data by month
    - Evidence informing base-year allocation inputs; displayed values and growth are calculated: Interim country changes inform assumed 2025 bridges; domestic endpoint and expenditure adjustments remain modeled.
    - Evidence informing forecast-year allocation inputs; displayed values and growth are calculated: Interim country changes inform assumed 2025 bridges; domestic endpoint and expenditure adjustments remain modeled.

19. ACI EUROPE - 2025 all about traffic resilience as Europe's airports welcomed an additional 100 million passengers
    - Evidence informing base-year allocation inputs; displayed values and growth are calculated: Country growth heterogeneity constrains the shared European purchasing model.
    - Evidence informing forecast-year allocation inputs; displayed values and growth are calculated: Country growth heterogeneity constrains the shared European purchasing model.
    - Evidence informing base-year allocation inputs; displayed values and growth are calculated: Published Russian weakness constrains, rather than validates, its working scale.
    - Evidence informing forecast-year allocation inputs; displayed values and growth are calculated: Published Russian weakness constrains, rather than validates, its working scale.
    - Evidence informing base-year allocation inputs; displayed values and growth are calculated: Annual growth input to the 2025 bridge.
    - Evidence informing forecast-year allocation inputs; displayed values and growth are calculated: Annual growth input to the 2025 bridge.
20. UK Civil Aviation Authority - UK aviation officially breaks records with over 300m passenger journeys in 2025
    - Evidence informing base-year allocation inputs; displayed values and growth are calculated: The xx.xx-million UK-and-Crown-Dependency headline constrains the modeled UK country traffic bridge.
    - Evidence informing forecast-year allocation inputs; displayed values and growth are calculated: The xx.xx-million UK-and-Crown-Dependency headline constrains the modeled UK country traffic bridge.
21. Fraport - AI for Monitoring Aviation Security, 22 January 2026
    - Evidence informing base-year allocation inputs; displayed values and growth are calculated: Over xx.xx CT scanners and approximately EUR xx.xx cumulative checkpoint investment support a premium installed-mix premise, not annual national revenue.
    - Evidence informing forecast-year allocation inputs; displayed values and growth are calculated: Over xx.xx CT scanners and approximately EUR xx.xx cumulative checkpoint investment support a premium installed-mix premise, not annual national revenue.
    - Evidence informing base-year allocation inputs; displayed values and growth are calculated: Quantified national deployment provides an independent test of heterogeneous European modernization.
    - Evidence informing forecast-year allocation inputs; displayed values and growth are calculated: Quantified national deployment provides an independent test of heterogeneous European modernization.
22. ECAC - Common Evaluation Process of security equipment
    - Evidence informing base-year allocation inputs; displayed values and growth are calculated: Evaluation is not national approval; no uniform cross-country market-access premium is assumed.
    - Evidence informing forecast-year allocation inputs; displayed values and growth are calculated: Evaluation is not national approval; no uniform cross-country market-access premium is assumed.
23. DHMİ - Havayolunda Cumhuriyet Tarihinin Rekoru, 9 January 2026
    - Evidence informing base-year allocation inputs; displayed values and growth are calculated: Supports the traffic rebasing into the captured Middle Eastern parent.
    - Evidence informing forecast-year allocation inputs; displayed values and growth are calculated: Supports the traffic rebasing into the captured Middle Eastern parent.
24. Smiths Detection - DAEP checkpoint screening contract for Dubai International Airport, 7 May 2025
    - Evidence informing base-year allocation inputs; displayed values and growth are calculated: Purchaser-specific award evidence supports a bounded premium-mix premise, not a GCC-wide allocation.
    - Evidence informing forecast-year allocation inputs; displayed values and growth are calculated: Purchaser-specific award evidence supports a bounded premium-mix premise, not a GCC-wide allocation.
25. Airports Company South Africa - Airport statistics
    - Evidence informing base-year allocation inputs; displayed values and growth are calculated: Provides an operating-network commercial anchor for the regional installed-base premise.
    - Evidence informing forecast-year allocation inputs; displayed values and growth are calculated: Provides an operating-network commercial anchor for the regional installed-base premise.

26. CAAC - 2025 Civil Aviation Industry Development Statistical Bulletin, 17 April 2026
- Evidence informing base-year allocation inputs; displayed values and growth are calculated: Reports xx.xx mainland airport movements and xx.xx transport airports in 2025; the Hong Kong/Macao extension is modeled.
- Evidence informing forecast-year allocation inputs; displayed values and growth are calculated: Reports xx.xx mainland airport movements and xx.xx transport airports in 2025; the Hong Kong/Macao extension is modeled.
- Evidence informing base-year allocation inputs; displayed values and growth are calculated: Large-market traffic and airport-network scale constrain the regional demand model.
- Evidence informing forecast-year allocation inputs; displayed values and growth are calculated: Large-market traffic and airport-network scale constrain the regional demand model.

27. Sydney Airport - Traffic and Operational Performance Q4 2025
- Evidence informing base-year allocation inputs; displayed values and growth are calculated: Sydney's xx.xx-million traffic and staged xx.xx-lane/six-of-seven-lane deployment constrain national scale and modernization assumptions.
- Evidence informing forecast-year allocation inputs; displayed values and growth are calculated: Sydney's xx.xx-million traffic and staged xx.xx-lane/six-of-seven-lane deployment constrain national scale and modernization assumptions.
- Evidence informing base-year allocation inputs; displayed values and growth are calculated: Quantified staged deployment supports regional heterogeneity, not a common modernization timetable.
- Evidence informing forecast-year allocation inputs; displayed values and growth are calculated: Quantified staged deployment supports regional heterogeneity, not a common modernization timetable.

28. U.S. Senator Michael Bennet - SAFEGUARDS Act announcement, 23 July 2025
- Evidence informing base-year allocation inputs; displayed values and growth are calculated: The xx.xx-airport and xx.xx-lane national footprint constrains minimum network support; proposed funding is not counted as realized revenue.
- Evidence informing forecast-year allocation inputs; displayed values and growth are calculated: The xx.xx-airport and xx.xx-lane national footprint constrains minimum network support; proposed funding is not counted as realized revenue.

29. Procurement of Next Generation Security Checkpoint Equipment - Contract Award Notice
- Evidence informing base-year allocation inputs; displayed values and growth are calculated: The seven-system award includes automated tray return, demonstrating bundled purchasing but no separately priced hardware allocation. ([sell2wales.gov.wales](https://www.sell2wales.gov.wales/search/show/search_view.aspx?ID=NOV417275))
- Evidence informing forecast-year allocation inputs; displayed values and growth are calculated: The seven-system award includes automated tray return, demonstrating bundled purchasing but no separately priced hardware allocation. ([sell2wales.gov.wales](https://www.sell2wales.gov.wales/search/show/search_view.aspx?ID=NOV417275))

7.4.2. Screening Conveyors and Sortation Equipment

Table 52. Global Airport Baggage Screening Systems Market Size, by Screening Conveyors and Sortation Equipment, by Region, 2017-2040 (USD Million)

Region	2017	2024	2025	2026	2027	2032	2040	CAGR (%)
Africa	xx.xx	xx.xx	xx.xx	xx.xx	xx.xx	xx.xx	xx.xx	xx.xx
Asia-Pacific	xx.xx	xx.xx	xx.xx	xx.xx	xx.xx	xx.xx	xx.xx	xx.xx
Europe	xx.xx	xx.xx	xx.xx	xx.xx	xx.xx	xx.xx	xx.xx	xx.xx
Latin America	xx.xx	xx.xx	xx.xx	xx.xx	xx.xx	xx.xx	xx.xx	xx.xx
Middle East	xx.xx	xx.xx	xx.xx	xx.xx	xx.xx	xx.xx	xx.xx	xx.xx
North America	xx.xx	xx.xx	xx.xx	xx.xx	xx.xx	xx.xx	xx.xx	xx.xx
Total	**xx.xx**	**xx.xx**	**xx.xx**	**xx.xx**	**xx.xx**	**xx.xx**	**xx.xx**	**xx.xx**

Table 53. Global Airport Baggage Screening Systems Market Size, by Screening Conveyors and Sortation Equipment, by Group, 2017-2040 (USD Million)

Group	2017	2024	2025	2026	2027	2032	2040	CAGR (%)
ASEAN	xx.xx	xx.xx	xx.xx	xx.xx	xx.xx	xx.xx	xx.xx	xx.xx
BRICS	xx.xx	xx.xx	xx.xx	xx.xx	xx.xx	xx.xx	xx.xx	xx.xx
European Union	xx.xx	xx.xx	xx.xx	xx.xx	xx.xx	xx.xx	xx.xx	xx.xx
G7	xx.xx	xx.xx	xx.xx	xx.xx	xx.xx	xx.xx	xx.xx	xx.xx
GCC	xx.xx	xx.xx	xx.xx	xx.xx	xx.xx	xx.xx	xx.xx	xx.xx
NATO	xx.xx	xx.xx	xx.xx	xx.xx	xx.xx	xx.xx	xx.xx	xx.xx

Table 54. Global Airport Baggage Screening Systems Market Size, by Screening Conveyors and Sortation Equipment, by Country, 2017-2040 (USD Million)

Country	2017	2024	2025	2026	2027	2032	2040	CAGR (%)
Australia	xx.xx	xx.xx	xx.xx	xx.xx	xx.xx	xx.xx	xx.xx	xx.xx
Brazil	xx.xx	xx.xx	xx.xx	xx.xx	xx.xx	xx.xx	xx.xx	xx.xx
Canada	xx.xx	xx.xx	xx.xx	xx.xx	xx.xx	xx.xx	xx.xx	xx.xx
China	xx.xx	xx.xx	xx.xx	xx.xx	xx.xx	xx.xx	xx.xx	xx.xx
France	xx.xx	xx.xx	xx.xx	xx.xx	xx.xx	xx.xx	xx.xx	xx.xx
Germany	xx.xx	xx.xx	xx.xx	xx.xx	xx.xx	xx.xx	xx.xx	xx.xx
India	xx.xx	xx.xx	xx.xx	xx.xx	xx.xx	xx.xx	xx.xx	xx.xx
Italy	xx.xx	xx.xx	xx.xx	xx.xx	xx.xx	xx.xx	xx.xx	xx.xx
Japan	xx.xx	xx.xx	xx.xx	xx.xx	xx.xx	xx.xx	xx.xx	xx.xx
Mexico	xx.xx	xx.xx	xx.xx	xx.xx	xx.xx	xx.xx	xx.xx	xx.xx
Russia	xx.xx	xx.xx	xx.xx	xx.xx	xx.xx	xx.xx	xx.xx	xx.xx
South Korea	xx.xx	xx.xx	xx.xx	xx.xx	xx.xx	xx.xx	xx.xx	xx.xx
Spain	xx.xx	xx.xx	xx.xx	xx.xx	xx.xx	xx.xx	xx.xx	xx.xx
United Kingdom	xx.xx	xx.xx	xx.xx	xx.xx	xx.xx	xx.xx	xx.xx	xx.xx
United States	xx.xx	xx.xx	xx.xx	xx.xx	xx.xx	xx.xx	xx.xx	xx.xx
Others	xx.xx	xx.xx	xx.xx	xx.xx	xx.xx	xx.xx	xx.xx	xx.xx
Total	**xx.xx**	**xx.xx**	**xx.xx**	**xx.xx**	**xx.xx**	**xx.xx**	**xx.xx**	**xx.xx**

Sources & Evidence

1. Open Architecture for Airport Security Systems, Second Edition
   - Taxonomy evidence: Screening-support conveyors are expressly recognized. Separately purchasable conveyor/reject-sortation values remain a transaction-level gap. ([aci-europe.org](https://aci-europe.org/downloads/resources/Open%20Architecture%20for%20Airport%20Security%20Systems%202nd%20Edition.pdf))
2. CATSA Functions, Programs and Activities
   - Taxonomy evidence: Integration into baggage-handling systems establishes the screening/transport interface, but does not separately identify conveyor equipment prices or justify including an entire baggage-handling system. Support for this physical offering remains partial. ([catsa-acsta.gc.ca](https://www.catsa-acsta.gc.ca/en/publications/catsa-functions-programs-and-activities))
3. House Report 119-173 - Department of Homeland Security Appropriations Bill, 2026
   - Evidence informing the 2030 market-value input; displayed series and growth include calculations: The aging installed fleet supports replacement demand, but does not establish the forecast's realization dates or annual purchasing rate. ([govinfo.gov](https://www.govinfo.gov/content/pkg/CRPT-119hrpt173/html/CRPT-119hrpt173.htm))

4. GAO-24-106573 - DHS Annual Assessment: Most Programs Are Meeting Current Goals, but Some Continue to Face Cost and Schedule Challenges
   · Evidence informing the 2026 market-value input; displayed series and growth include calculations: Reports plans for xx.xx checkpoint systems and xx.xx increment-one deployments by September 2023; supports an incomplete replacement cycle rather than universal CT adoption.
   ([gao.gov](https://www.gao.gov/assets/gao-xx.xx-xx.xx.pdf))
5. Global Airport Passenger Traffic Reaches Record 9.8 Billion in 2025, Airports Council International World reports
   · Evidence informing the 2026 market-value input; displayed series and growth include calculations: Reports cooling passenger-growth momentum in 2026, supporting moderation of traffic-driven equipment expansion despite continuing replacement demand.
   ([aci.aero](https://aci.aero/2026/xx.xx/xx.xx/global-airport-passenger-traffic-reaches-record-xx.xx-xx.xx-billion-in-2025-airports-council-international-world-reports/))
   · Evidence informing base-year allocation inputs; displayed values and growth are calculated: Full-year 2025 traffic weakness qualifies the mature-market expansion assumption.
   · Evidence informing forecast-year allocation inputs; displayed values and growth are calculated: Full-year 2025 traffic weakness qualifies the mature-market expansion assumption.
   · Evidence informing base-year allocation inputs; displayed values and growth are calculated: Full-year growth provides a regional direction check, not an equipment-share observation.
   · Evidence informing forecast-year allocation inputs; displayed values and growth are calculated: Full-year growth provides a regional direction check, not an equipment-share observation.
   · Evidence informing base-year allocation inputs; displayed values and growth are calculated: Full-year traffic growth constrains the regional demand premise.
   · Evidence informing forecast-year allocation inputs; displayed values and growth are calculated: Full-year traffic growth constrains the regional demand premise.
   · Evidence informing forecast-year allocation inputs; displayed values and growth are calculated: The reported first-half 2026 decline of xx.xx% constrains the recovery scenario.
   · Evidence informing base-year allocation inputs; displayed values and growth are calculated: Reported 2025 growth provides a demand-direction check; procurement intensity remains assumed.
   · Evidence informing forecast-year allocation inputs; displayed values and growth are calculated: Reported 2025 growth provides a demand-direction check; procurement intensity remains assumed.
   · Evidence informing base-year allocation inputs; displayed values and growth are calculated: Reported traffic momentum supports differentiated demand, not the final modeled forecast share.
   · Evidence informing forecast-year allocation inputs; displayed values and growth are calculated: Reported traffic momentum supports differentiated demand, not the final modeled forecast share.
6. Smiths Group PLC - Full Year Results for the 12 Months Ended 31 July 2025
   · Evidence informing the 2024 market-value input; displayed series and growth include calculations: Discloses aviation original-equipment revenue of xx.xx and aftermarket revenue of xx.xx for FY2024; supplies historical cycle proxies.
   ([www-live.smiths.com](https://www-live.smiths.com/media/snqpxwkd/smiths-group-plc-annual-results-2025-press-release.pdf))
   · Evidence informing the 2027 market-value input; displayed series and growth include calculations: Reports approximately xx.xx cumulative CTiX sales and continuing aviation upgrade demand; supports replacement activity, not an observed global forecast.
   ([www-live.smiths.com](https://www-live.smiths.com/media/snqpxwkd/smiths-group-plc-annual-results-2025-press-release.pdf))

7. Smiths Group PLC - Annual Report & Accounts FY2023
   · Evidence informing the 2022 market-value input; displayed series and growth include calculations: Reports FY2022 aviation original-equipment revenue of xx.xx, used as a dimensionless historical capital-cycle proxy. ([www-live.smiths.com](https://www-live.smiths.com/media/phjp1j44/smiths-annual-report-2023.pdf))
   · Evidence informing the 2023 market-value input; displayed series and growth include calculations: Reports FY2023 aviation original-equipment revenue of xx.xx and aftermarket revenue of xx.xx; supports the modeled recovery direction. ([www-live.smiths.com](https://www-live.smiths.com/media/phjp1j44/smiths-annual-report-2023.pdf))
8. Smiths Group PLC - Annual Report FY2022
   · Evidence informing the 2021 market-value input; displayed series and growth include calculations: Reports FY2021 aviation revenue of xx.xx, providing a historical purchasing-cycle reference rather than a global observation. ([www-live.smiths.com](https://www-live.smiths.com/media/xjvdpblr/smiths-annual-report-2022-report.pdf))
   · Evidence informing the 2022 market-value input; displayed series and growth include calculations: Reports FY2022 aviation revenue of xx.xx and continued weakness in aviation original equipment; supports a delayed capital-spending trough. ([www-live.smiths.com](https://www-live.smiths.com/media/xjvdpblr/smiths-annual-report-2022-report.pdf))
9. Smiths Group PLC - Annual Results for the Year Ended 31 July 2019
   · Evidence informing the 2018 market-value input; displayed series and growth include calculations: Reports FY2018 aviation revenue of xx.xx, supplying the historical comparison underlying the backcast. ([smiths.com](https://www.smiths.com/media/u4wla1bw/smiths-group-plc-annual-results-2019-press-release.pdf))
   · Evidence informing the 2019 market-value input; displayed series and growth include calculations: Reports FY2019 aviation revenue of xx.xx and customer delivery deferrals, qualifying a traffic-only growth model. ([smiths.com](https://www.smiths.com/media/u4wla1bw/smiths-group-plc-annual-results-2019-press-release.pdf))
   · Evidence informing the 2020 market-value input; displayed series and growth include calculations: Identifies deliveries deferred into FY2020; supports the possibility of backlog-supported spending despite a contemporaneous traffic shock, not the exact modeled growth rate. ([smiths.com](https://www.smiths.com/media/u4wla1bw/smiths-group-plc-annual-results-2019-press-release.pdf))
10. ACI World - The High-Wire Balancing Act: Global Air Transport Demand in 2018 and 2019
   · Evidence informing the 2017 market-value input; displayed series and growth include calculations: Reports xx.xx airport passengers and xx.xx% growth in 2018; the growth observation informs the 2017 backcast bridge. ([blog.aci.aero](https://blog.aci.aero/airport-economics/the-high-wire-balancing-act-global-air-transport-demand-in-2018-and-2019/))
   · Evidence informing the 2018 market-value input; displayed series and growth include calculations: Provides the observed 2018 traffic-growth reference, not an equipment-market growth observation. ([blog.aci.aero](https://blog.aci.aero/airport-economics/the-high-wire-balancing-act-global-air-transport-demand-in-2018-and-2019/))
11. ICAO A42-WP/556 - State of the Industry and Outlook for Airport Traffic, Presented by ACI
   · Evidence informing the 2020 market-value input; displayed series and growth include calculations: Records the collapse from xx.xx airport passengers in 2019 to xx.xx in 2020; constrains the shock and funding-risk interpretation. ([icao.int](https://www.icao.int/sites/default/files/Meetings/a42/Documents/WP/wp_556_en.pdf))
   · Evidence informing the 2021 market-value input; displayed series and growth include calculations: Reports xx.xx airport passengers in 2021, supporting a prolonged funding and activity shock. ([icao.int](https://www.icao.int/sites/default/files/Meetings/a42/Documents/WP/wp_556_en.pdf))
   · Evidence informing the 2023 market-value input; displayed series and growth include calculations: Reports xx.xx airport passengers in 2023; traffic recovery is distinguished from equipment purchasing. ([icao.int](https://www.icao.int/sites/default/files/Meetings/a42/Documents/WP/wp_556_en.pdf))
   · Evidence informing the 2024 market-value input; displayed series and growth include calculations: Reports xx.xx airport passengers in 2024, providing a demand recovery cross-check. ([icao.int](https://www.icao.int/sites/default/files/Meetings/a42/Documents/WP/wp_556_en.pdf))

12. Port of Seattle - Baggage Handling System Optimization
    - Evidence informing the 2029 market-value input; displayed series and growth include calculations: Seattle plans to consolidate six baggage-screening systems, increase supported passenger capacity, and reduce screening-machine demand. Supports integration spending without one-for-one detector growth. ([portseattle.org](https://www.portseattle.org/projects/baggage-handling-system-optimization))
    - Evidence informing the 2032 market-value input; displayed series and growth include calculations: The consolidation example constrains equipment-volume assumptions; its whole baggage-handling project value is excluded from market sizing. ([portseattle.org](https://www.portseattle.org/projects/baggage-handling-system-optimization))
    - Evidence informing the 2040 market-value input; displayed series and growth include calculations: Provides a commercial counterexample to extrapolating passenger growth directly into machine counts throughout the long-range forecast. ([portseattle.org](https://www.portseattle.org/projects/baggage-handling-system-optimization))
    - Evidence informing forecast-year allocation inputs; displayed values and growth are calculated: The consolidation project supports integration-driven conveyor demand, but its whole-project value is excluded. ([portseattle.org](https://www.portseattle.org/projects/baggage-handling-system-optimization))
13. Smiths Group PLC - Half Year Results for the Six Months Ended 31 January 2026
    - Evidence informing the 2026 market-value input; displayed series and growth include calculations: Reports xx.xx% organic growth for Smiths Detection in HY2026, with aviation checkpoint upgrades contributing. Supports a positive 2026 nowcast, not a directly observed global growth rate. ([www-live.smiths.com](https://www-live.smiths.com/media/villk35h/smiths-hy26-results-press-release.pdf))
14. ACI World - Biannual global air travel demand update, 30 September 2025
    - Evidence informing base-year allocation inputs; displayed values and growth are calculated: Regional traffic-scale input; geographic rebasing and spending intensities are modeled.
    - Evidence informing forecast-year allocation inputs; displayed values and growth are calculated: Regional traffic-scale input; geographic rebasing and spending intensities are modeled.
    - Evidence informing base-year allocation inputs; displayed values and growth are calculated: Regional traffic-scale input; Mexico is reassigned to its captured North American parent.
    - Evidence informing forecast-year allocation inputs; displayed values and growth are calculated: Regional traffic-scale input; Mexico is reassigned to its captured North American parent.
    - Evidence informing base-year allocation inputs; displayed values and growth are calculated: Regional traffic-scale input; source membership differs from the captured hierarchy.
    - Evidence informing forecast-year allocation inputs; displayed values and growth are calculated: Regional traffic-scale input; source membership differs from the captured hierarchy.
    - Evidence informing base-year allocation inputs; displayed values and growth are calculated: Regional traffic-scale input before the modeled Turkey and Israel bridge.
    - Evidence informing forecast-year allocation inputs; displayed values and growth are calculated: Regional traffic-scale input before the modeled Turkey and Israel bridge.
    - Evidence informing base-year allocation inputs; displayed values and growth are calculated: The xx.xx-million 2025 traffic estimate constrains the regional demand proxy, not equipment spending.
    - Evidence informing forecast-year allocation inputs; displayed values and growth are calculated: The xx.xx-million 2025 traffic estimate constrains the regional demand proxy, not equipment spending.
    - Evidence informing base-year allocation inputs; displayed values and growth are calculated: The xx.xx-billion 2025 traffic estimate constrains regional scale; forecast purchasing convergence is assumed.
    - Evidence informing forecast-year allocation inputs; displayed values and growth are calculated: The xx.xx-billion 2025 traffic estimate constrains regional scale; forecast purchasing convergence is assumed.

15. CATSA - 2025 Annual Report, Management's Discussion and Analysis
    - Evidence informing base-year allocation inputs; displayed values and growth are calculated: C$xx.xx EDS capital expenditure constrains the Canadian expenditure calibration; baggage attribution is modeled.
    - Evidence informing forecast-year allocation inputs; displayed values and growth are calculated: C$xx.xx EDS capital expenditure constrains the Canadian expenditure calibration; baggage attribution is modeled.
    - Evidence informing base-year allocation inputs; displayed values and growth are calculated: Buyer-spending calibration supports a premium regional equipment/support intensity, not an observed regional share.
    - Evidence informing forecast-year allocation inputs; displayed values and growth are calculated: Buyer-spending calibration supports a premium regional equipment/support intensity, not an observed regional share.
16. Leidos - Leidos wins TSA logistics contract, 23 January 2025
    - Evidence informing base-year allocation inputs; displayed values and growth are calculated: The eight-year, USD xx.xx maximum sustainment award covers xx.xx units at over xx.xx locations; scope and realization adjustments are modeled.
    - Evidence informing forecast-year allocation inputs; displayed values and growth are calculated: The eight-year, USD xx.xx maximum sustainment award covers xx.xx units at over xx.xx locations; scope and realization adjustments are modeled.
    - Evidence informing base-year allocation inputs; displayed values and growth are calculated: Supports recurring-support scale and manufacturer-coordination constraints, not unrestricted service access.
    - Evidence informing forecast-year allocation inputs; displayed values and growth are calculated: Supports recurring-support scale and manufacturer-coordination constraints, not unrestricted service access.
17. ACI-LAC - Air Traffic in Latin America and the Caribbean Maintains Growth Trajectory with a 5% Increase in 2025
    - Evidence informing base-year allocation inputs; displayed values and growth are calculated: Brazil's xx.xx-million airport-traffic aggregate constrains its demand scale; equipment intensity remains modeled.
    - Evidence informing forecast-year allocation inputs; displayed values and growth are calculated: Brazil's xx.xx-million airport-traffic aggregate constrains its demand scale; equipment intensity remains modeled.
    - Evidence informing base-year allocation inputs; displayed values and growth are calculated: Regional traffic evidence constrains the common country model while leaving uncatalogued activity.
    - Evidence informing forecast-year allocation inputs; displayed values and growth are calculated: Regional traffic evidence constrains the common country model while leaving uncatalogued activity.
18. Eurostat - Air passenger transport statistics, December 2025, Table 1: 2024 country traffic
    - Evidence informing base-year allocation inputs; displayed values and growth are calculated: Traffic primitive.
    - Evidence informing forecast-year allocation inputs; displayed values and growth are calculated: Traffic primitive.
19. Eurostat - Air passenger transport: data by month
    - Evidence informing base-year allocation inputs; displayed values and growth are calculated: Interim country changes inform assumed 2025 bridges; domestic endpoint and expenditure adjustments remain modeled.
    - Evidence informing forecast-year allocation inputs; displayed values and growth are calculated: Interim country changes inform assumed 2025 bridges; domestic endpoint and expenditure adjustments remain modeled.

20. ACI EUROPE - 2025 all about traffic resilience as Europe's airports welcomed an additional 100 million passengers
    - Evidence informing base-year allocation inputs; displayed values and growth are calculated: Country growth heterogeneity constrains the shared European purchasing model.
    - Evidence informing forecast-year allocation inputs; displayed values and growth are calculated: Country growth heterogeneity constrains the shared European purchasing model.
    - Evidence informing base-year allocation inputs; displayed values and growth are calculated: Published Russian weakness constrains, rather than validates, its working scale.
    - Evidence informing forecast-year allocation inputs; displayed values and growth are calculated: Published Russian weakness constrains, rather than validates, its working scale.
    - Evidence informing base-year allocation inputs; displayed values and growth are calculated: Annual growth input to the 2025 bridge.
    - Evidence informing forecast-year allocation inputs; displayed values and growth are calculated: Annual growth input to the 2025 bridge.
21. UK Civil Aviation Authority - UK aviation officially breaks records with over 300m passenger journeys in 2025
    - Evidence informing base-year allocation inputs; displayed values and growth are calculated: The xx.xx-million UK-and-Crown-Dependency headline constrains the modeled UK country traffic bridge.
    - Evidence informing forecast-year allocation inputs; displayed values and growth are calculated: The xx.xx-million UK-and-Crown-Dependency headline constrains the modeled UK country traffic bridge.
22. Fraport - AI for Monitoring Aviation Security, 22 January 2026
    - Evidence informing base-year allocation inputs; displayed values and growth are calculated: Over xx.xx CT scanners and approximately EUR xx.xx cumulative checkpoint investment support a premium installed-mix premise, not annual national revenue.
    - Evidence informing forecast-year allocation inputs; displayed values and growth are calculated: Over xx.xx CT scanners and approximately EUR xx.xx cumulative checkpoint investment support a premium installed-mix premise, not annual national revenue.
    - Evidence informing base-year allocation inputs; displayed values and growth are calculated: Quantified national deployment provides an independent test of heterogeneous European modernization.
    - Evidence informing forecast-year allocation inputs; displayed values and growth are calculated: Quantified national deployment provides an independent test of heterogeneous European modernization.
23. ECAC - Common Evaluation Process of security equipment
    - Evidence informing base-year allocation inputs; displayed values and growth are calculated: Evaluation is not national approval; no uniform cross-country market-access premium is assumed.
    - Evidence informing forecast-year allocation inputs; displayed values and growth are calculated: Evaluation is not national approval; no uniform cross-country market-access premium is assumed.
24. DHMİ - Havayolunda Cumhuriyet Tarihinin Rekoru, 9 January 2026
    - Evidence informing base-year allocation inputs; displayed values and growth are calculated: Supports the traffic rebasing into the captured Middle Eastern parent.
    - Evidence informing forecast-year allocation inputs; displayed values and growth are calculated: Supports the traffic rebasing into the captured Middle Eastern parent.
25. Smiths Detection - DAEP checkpoint screening contract for Dubai International Airport, 7 May 2025
    - Evidence informing base-year allocation inputs; displayed values and growth are calculated: Purchaser-specific award evidence supports a bounded premium-mix premise, not a GCC-wide allocation.
    - Evidence informing forecast-year allocation inputs; displayed values and growth are calculated: Purchaser-specific award evidence supports a bounded premium-mix premise, not a GCC-wide allocation.
26. Airports Company South Africa - Airport statistics
    - Evidence informing base-year allocation inputs; displayed values and growth are calculated: Provides an operating-network commercial anchor for the regional installed-base premise.
    - Evidence informing forecast-year allocation inputs; displayed values and growth are calculated: Provides an operating-network commercial anchor for the regional installed-base premise.

27. CAAC - 2025 Civil Aviation Industry Development Statistical Bulletin, 17 April 2026
    - Evidence informing base-year allocation inputs; displayed values and growth are calculated: Reports xx.xx mainland airport movements and xx.xx transport airports in 2025; the Hong Kong/Macao extension is modeled.
    - Evidence informing forecast-year allocation inputs; displayed values and growth are calculated: Reports xx.xx mainland airport movements and xx.xx transport airports in 2025; the Hong Kong/Macao extension is modeled.
    - Evidence informing base-year allocation inputs; displayed values and growth are calculated: Large-market traffic and airport-network scale constrain the regional demand model.
    - Evidence informing forecast-year allocation inputs; displayed values and growth are calculated: Large-market traffic and airport-network scale constrain the regional demand model.
28. Sydney Airport - Traffic and Operational Performance Q4 2025
    - Evidence informing base-year allocation inputs; displayed values and growth are calculated: Sydney's xx.xx-million traffic and staged xx.xx-lane/six-of-seven-lane deployment constrain national scale and modernization assumptions.
    - Evidence informing forecast-year allocation inputs; displayed values and growth are calculated: Sydney's xx.xx-million traffic and staged xx.xx-lane/six-of-seven-lane deployment constrain national scale and modernization assumptions.
    - Evidence informing base-year allocation inputs; displayed values and growth are calculated: Quantified staged deployment supports regional heterogeneity, not a common modernization timetable.
    - Evidence informing forecast-year allocation inputs; displayed values and growth are calculated: Quantified staged deployment supports regional heterogeneity, not a common modernization timetable.
29. U.S. Senator Michael Bennet - SAFEGUARDS Act announcement, 23 July 2025
    - Evidence informing base-year allocation inputs; displayed values and growth are calculated: The xx.xx-airport and xx.xx-lane national footprint constrains minimum network support; proposed funding is not counted as realized revenue.
    - Evidence informing forecast-year allocation inputs; displayed values and growth are calculated: The xx.xx-airport and xx.xx-lane national footprint constrains minimum network support; proposed funding is not counted as realized revenue.
30. Procurement of Next Generation Security Checkpoint Equipment - Contract Award Notice
    - Evidence informing base-year allocation inputs; displayed values and growth are calculated: The integrated CT/tray-return scope constrains the automation interface boundary; it does not value general airport conveyors. ([sell2wales.gov.wales](https://www.sell2wales.gov.wales/search/show/search_view.aspx?ID=NOV417275))
    - Evidence informing forecast-year allocation inputs; displayed values and growth are calculated: The integrated CT/tray-return scope constrains the automation interface boundary; it does not value general airport conveyors. ([sell2wales.gov.wales](https://www.sell2wales.gov.wales/search/show/search_view.aspx?ID=NOV417275))

7.5. Screening Software

Table 55. Global Airport Baggage Screening Systems Market, by Screening Software growth contribution, 2025-2032

Category	2025 value (USD Million)	2032 value (USD Million)	Added value (USD Million)	2025 share (%)	2032 share (%)	Change (pp)	Growth share (%)	CAGR (%)
Automated Threat Detection Software	xx.xx	xx.xx	xx.xx	xx.xx	xx.xx	xx.xx	xx.xx	xx.xx
Image Review and Management Software	xx.xx	xx.xx	xx.xx	xx.xx	xx.xx	xx.xx	xx.xx	xx.xx
Screener Training and Quality Assurance Software	xx.xx	xx.xx	xx.xx	xx.xx	xx.xx	xx.xx	xx.xx	xx.xx
Screening Connectivity and Fleet Management Software	xx.xx	xx.xx	xx.xx	xx.xx	xx.xx	xx.xx	xx.xx	xx.xx
Scope total	**xx.xx**	**xx.xx**	**xx.xx**	**xx.xx**	**xx.xx**	**xx.xx**	**xx.xx**	**xx.xx**

Table 56. Global Airport Baggage Screening Systems Market Size, by Screening Software, by Region, 2017-2040 (USD Million)

Region	2017	2024	2025	2026	2027	2032	2040	CAGR (%)
Africa	xx.xx	xx.xx	xx.xx	xx.xx	xx.xx	xx.xx	xx.xx	xx.xx
Asia-Pacific	xx.xx	xx.xx	xx.xx	xx.xx	xx.xx	xx.xx	xx.xx	xx.xx
Europe	xx.xx	xx.xx	xx.xx	xx.xx	xx.xx	xx.xx	xx.xx	xx.xx
Latin America	xx.xx	xx.xx	xx.xx	xx.xx	xx.xx	xx.xx	xx.xx	xx.xx
Middle East	xx.xx	xx.xx	xx.xx	xx.xx	xx.xx	xx.xx	xx.xx	xx.xx
North America	xx.xx	xx.xx	xx.xx	xx.xx	xx.xx	xx.xx	xx.xx	xx.xx
Total	**xx.xx**	**xx.xx**	**xx.xx**	**xx.xx**	**xx.xx**	**xx.xx**	**xx.xx**	**xx.xx**

Table 57. Global Airport Baggage Screening Systems Market Size, by Screening Software, by Group, 2017-2040 (USD Million)

Group	2017	2024	2025	2026	2027	2032	2040	CAGR (%)
ASEAN	xx.xx	xx.xx	xx.xx	xx.xx	xx.xx	xx.xx	xx.xx	xx.xx
BRICS	xx.xx	xx.xx	xx.xx	xx.xx	xx.xx	xx.xx	xx.xx	xx.xx
European Union	xx.xx	xx.xx	xx.xx	xx.xx	xx.xx	xx.xx	xx.xx	xx.xx
G7	xx.xx	xx.xx	xx.xx	xx.xx	xx.xx	xx.xx	xx.xx	xx.xx
GCC	xx.xx	xx.xx	xx.xx	xx.xx	xx.xx	xx.xx	xx.xx	xx.xx
NATO	xx.xx	xx.xx	xx.xx	xx.xx	xx.xx	xx.xx	xx.xx	xx.xx

Table 58. Global Airport Baggage Screening Systems Market Size, by Screening Software, by Country, 2017-2040 (USD Million)

Country	2017	2024	2025	2026	2027	2032	2040	CAGR (%)
Australia	xx.xx	xx.xx	xx.xx	xx.xx	xx.xx	xx.xx	xx.xx	xx.xx
Brazil	xx.xx	xx.xx	xx.xx	xx.xx	xx.xx	xx.xx	xx.xx	xx.xx
Canada	xx.xx	xx.xx	xx.xx	xx.xx	xx.xx	xx.xx	xx.xx	xx.xx
China	xx.xx	xx.xx	xx.xx	xx.xx	xx.xx	xx.xx	xx.xx	xx.xx
France	xx.xx	xx.xx	xx.xx	xx.xx	xx.xx	xx.xx	xx.xx	xx.xx
Germany	xx.xx	xx.xx	xx.xx	xx.xx	xx.xx	xx.xx	xx.xx	xx.xx
India	xx.xx	xx.xx	xx.xx	xx.xx	xx.xx	xx.xx	xx.xx	xx.xx
Italy	xx.xx	xx.xx	xx.xx	xx.xx	xx.xx	xx.xx	xx.xx	xx.xx
Japan	xx.xx	xx.xx	xx.xx	xx.xx	xx.xx	xx.xx	xx.xx	xx.xx
Mexico	xx.xx	xx.xx	xx.xx	xx.xx	xx.xx	xx.xx	xx.xx	xx.xx
Russia	xx.xx	xx.xx	xx.xx	xx.xx	xx.xx	xx.xx	xx.xx	xx.xx
South Korea	xx.xx	xx.xx	xx.xx	xx.xx	xx.xx	xx.xx	xx.xx	xx.xx
Spain	xx.xx	xx.xx	xx.xx	xx.xx	xx.xx	xx.xx	xx.xx	xx.xx
United Kingdom	xx.xx	xx.xx	xx.xx	xx.xx	xx.xx	xx.xx	xx.xx	xx.xx
United States	xx.xx	xx.xx	xx.xx	xx.xx	xx.xx	xx.xx	xx.xx	xx.xx
Others	xx.xx	xx.xx	xx.xx	xx.xx	xx.xx	xx.xx	xx.xx	xx.xx
Total	**xx.xx**	**xx.xx**	**xx.xx**	**xx.xx**	**xx.xx**	**xx.xx**	**xx.xx**	**xx.xx**

Sources & Evidence

1. CATSA 2025 Annual Report - Notes to the Financial Statements
   · Taxonomy evidence: Separately acquired software licenses are capitalized; this accounting policy does not identify baggage-specific software functions or purchases. ([catsa-acsta.gc.ca](https://www.catsa-acsta.gc.ca/en/publications/2025-annual-report/notes-financial-statements))
2. Airport Security Equipment for Doncaster Sheffield Airport.
   · Taxonomy evidence: The proposed procurement includes software licenses alongside equipment and services, supporting software as an identifiable purchasing component without establishing every functional software subclass. ([find-tender.service.gov.uk](https://www.find-tender.service.gov.uk/Notice/xx.xx-2025?origin=SearchResults&p=xx.xx))
3. House Report 119-173 - Department of Homeland Security Appropriations Bill, 2026
   · Evidence informing the 2030 market-value input; displayed series and growth include calculations: The aging installed fleet supports replacement demand, but does not establish the forecast's realization dates or annual purchasing rate. ([govinfo.gov](https://www.govinfo.gov/content/pkg/CRPT-119hrpt173/html/CRPT-119hrpt173.htm))

4. GAO-24-106573 - DHS Annual Assessment: Most Programs Are Meeting Current Goals, but Some Continue to Face Cost and Schedule Challenges
   - Evidence informing the 2026 market-value input; displayed series and growth include calculations: Reports plans for xx.xx checkpoint systems and xx.xx increment-one deployments by September 2023; supports an incomplete replacement cycle rather than universal CT adoption. ([gao.gov](https://www.gao.gov/assets/gao-xx.xx-xx.xx.pdf))
5. Global Airport Passenger Traffic Reaches Record 9.8 Billion in 2025, Airports Council International World reports
   - Evidence informing the 2026 market-value input; displayed series and growth include calculations: Reports cooling passenger-growth momentum in 2026, supporting moderation of traffic-driven equipment expansion despite continuing replacement demand. ([aci.aero](https://aci.aero/2026/xx.xx/xx.xx/global-airport-passenger-traffic-reaches-record-xx.xx-xx.xx-billion-in-2025-airports-council-international-world-reports/))
   - Evidence informing base-year allocation inputs; displayed values and growth are calculated: Full-year 2025 traffic weakness qualifies the mature-market expansion assumption.
   - Evidence informing forecast-year allocation inputs; displayed values and growth are calculated: Full-year 2025 traffic weakness qualifies the mature-market expansion assumption.
   - Evidence informing base-year allocation inputs; displayed values and growth are calculated: Full-year growth provides a regional direction check, not an equipment-share observation.
   - Evidence informing forecast-year allocation inputs; displayed values and growth are calculated: Full-year growth provides a regional direction check, not an equipment-share observation.
   - Evidence informing base-year allocation inputs; displayed values and growth are calculated: Full-year traffic growth constrains the regional demand premise.
   - Evidence informing forecast-year allocation inputs; displayed values and growth are calculated: Full-year traffic growth constrains the regional demand premise.
   - Evidence informing forecast-year allocation inputs; displayed values and growth are calculated: The reported first-half 2026 decline of xx.xx% constrains the recovery scenario.
   - Evidence informing base-year allocation inputs; displayed values and growth are calculated: Reported 2025 growth provides a demand-direction check; procurement intensity remains assumed.
   - Evidence informing forecast-year allocation inputs; displayed values and growth are calculated: Reported 2025 growth provides a demand-direction check; procurement intensity remains assumed.
   - Evidence informing base-year allocation inputs; displayed values and growth are calculated: Reported traffic momentum supports differentiated demand, not the final modeled forecast share.
   - Evidence informing forecast-year allocation inputs; displayed values and growth are calculated: Reported traffic momentum supports differentiated demand, not the final modeled forecast share.
6. Smiths Group PLC - Full Year Results for the 12 Months Ended 31 July 2025
   - Evidence informing the 2024 market-value input; displayed series and growth include calculations: Discloses aviation original-equipment revenue of xx.xx and aftermarket revenue of xx.xx for FY2024; supplies historical cycle proxies. ([www-live.smiths.com](https://www-live.smiths.com/media/snqpxwkd/smiths-group-plc-annual-results-2025-press-release.pdf))
   - Evidence informing the 2027 market-value input; displayed series and growth include calculations: Reports approximately xx.xx cumulative CTiX sales and continuing aviation upgrade demand; supports replacement activity, not an observed global forecast. ([www-live.smiths.com](https://www-live.smiths.com/media/snqpxwkd/smiths-group-plc-annual-results-2025-press-release.pdf))

7. Smiths Group PLC - Annual Report & Accounts FY2023
   - Evidence informing the 2022 market-value input; displayed series and growth include calculations: Reports FY2022 aviation original-equipment revenue of xx.xx, used as a dimensionless historical capital-cycle proxy. ([www-live.smiths.com](https://www-live.smiths.com/media/phjp1j44/smiths-annual-report-2023.pdf))
   - Evidence informing the 2023 market-value input; displayed series and growth include calculations: Reports FY2023 aviation original-equipment revenue of xx.xx and aftermarket revenue of xx.xx; supports the modeled recovery direction. ([www-live.smiths.com](https://www-live.smiths.com/media/phjp1j44/smiths-annual-report-2023.pdf))
8. Smiths Group PLC - Annual Report FY2022
   - Evidence informing the 2021 market-value input; displayed series and growth include calculations: Reports FY2021 aviation revenue of xx.xx, providing a historical purchasing-cycle reference rather than a global observation. ([www-live.smiths.com](https://www-live.smiths.com/media/xjvdpblr/smiths-annual-report-2022-report.pdf))
   - Evidence informing the 2022 market-value input; displayed series and growth include calculations: Reports FY2022 aviation revenue of xx.xx and continued weakness in aviation original equipment; supports a delayed capital-spending trough. ([www-live.smiths.com](https://www-live.smiths.com/media/xjvdpblr/smiths-annual-report-2022-report.pdf))
9. Smiths Group PLC - Annual Results for the Year Ended 31 July 2019
   - Evidence informing the 2018 market-value input; displayed series and growth include calculations: Reports FY2018 aviation revenue of xx.xx, supplying the historical comparison underlying the backcast. ([smiths.com](https://www.smiths.com/media/u4wla1bw/smiths-group-plc-annual-results-2019-press-release.pdf))
   - Evidence informing the 2019 market-value input; displayed series and growth include calculations: Reports FY2019 aviation revenue of xx.xx and customer delivery deferrals, qualifying a traffic-only growth model. ([smiths.com](https://www.smiths.com/media/u4wla1bw/smiths-group-plc-annual-results-2019-press-release.pdf))
   - Evidence informing the 2020 market-value input; displayed series and growth include calculations: Identifies deliveries deferred into FY2020; supports the possibility of backlog-supported spending despite a contemporaneous traffic shock, not the exact modeled growth rate. ([smiths.com](https://www.smiths.com/media/u4wla1bw/smiths-group-plc-annual-results-2019-press-release.pdf))
10. ACI World - The High-Wire Balancing Act: Global Air Transport Demand in 2018 and 2019
   - Evidence informing the 2017 market-value input; displayed series and growth include calculations: Reports xx.xx airport passengers and xx.xx% growth in 2018; the growth observation informs the 2017 backcast bridge. ([blog.aci.aero](https://blog.aci.aero/airport-economics/the-high-wire-balancing-act-global-air-transport-demand-in-2018-and-2019/))
   - Evidence informing the 2018 market-value input; displayed series and growth include calculations: Provides the observed 2018 traffic-growth reference, not an equipment-market growth observation. ([blog.aci.aero](https://blog.aci.aero/airport-economics/the-high-wire-balancing-act-global-air-transport-demand-in-2018-and-2019/))
11. ICAO A42-WP/556 - State of the Industry and Outlook for Airport Traffic, Presented by ACI
   - Evidence informing the 2020 market-value input; displayed series and growth include calculations: Records the collapse from xx.xx airport passengers in 2019 to xx.xx in 2020; constrains the shock and funding-risk interpretation. ([icao.int](https://www.icao.int/sites/default/files/Meetings/a42/Documents/WP/wp_556_en.pdf))
   - Evidence informing the 2021 market-value input; displayed series and growth include calculations: Reports xx.xx airport passengers in 2021, supporting a prolonged funding and activity shock. ([icao.int](https://www.icao.int/sites/default/files/Meetings/a42/Documents/WP/wp_556_en.pdf))
   - Evidence informing the 2023 market-value input; displayed series and growth include calculations: Reports xx.xx airport passengers in 2023; traffic recovery is distinguished from equipment purchasing. ([icao.int](https://www.icao.int/sites/default/files/Meetings/a42/Documents/WP/wp_556_en.pdf))
   - Evidence informing the 2024 market-value input; displayed series and growth include calculations: Reports xx.xx airport passengers in 2024, providing a demand recovery cross-check. ([icao.int](https://www.icao.int/sites/default/files/Meetings/a42/Documents/WP/wp_556_en.pdf))

12. Port of Seattle - Baggage Handling System Optimization
    - Evidence informing the 2029 market-value input; displayed series and growth include calculations: Seattle plans to consolidate six baggage-screening systems, increase supported passenger capacity, and reduce screening-machine demand. Supports integration spending without one-for-one detector growth. ([portseattle.org](https://www.portseattle.org/projects/baggage-handling-system-optimization))
    - Evidence informing the 2032 market-value input; displayed series and growth include calculations: The consolidation example constrains equipment-volume assumptions; its whole baggage-handling project value is excluded from market sizing. ([portseattle.org](https://www.portseattle.org/projects/baggage-handling-system-optimization))
    - Evidence informing the 2040 market-value input; displayed series and growth include calculations: Provides a commercial counterexample to extrapolating passenger growth directly into machine counts throughout the long-range forecast. ([portseattle.org](https://www.portseattle.org/projects/baggage-handling-system-optimization))
13. Smiths Group PLC - Half Year Results for the Six Months Ended 31 January 2026
    - Evidence informing the 2026 market-value input; displayed series and growth include calculations: Reports xx.xx% organic growth for Smiths Detection in HY2026, with aviation checkpoint upgrades contributing. Supports a positive 2026 nowcast, not a directly observed global growth rate. ([www-live.smiths.com](https://www-live.smiths.com/media/villk35h/smiths-hy26-results-press-release.pdf))
14. ACI World - Biannual global air travel demand update, 30 September 2025
    - Evidence informing base-year allocation inputs; displayed values and growth are calculated: Regional traffic-scale input; geographic rebasing and spending intensities are modeled.
    - Evidence informing forecast-year allocation inputs; displayed values and growth are calculated: Regional traffic-scale input; geographic rebasing and spending intensities are modeled.
    - Evidence informing base-year allocation inputs; displayed values and growth are calculated: Regional traffic-scale input; Mexico is reassigned to its captured North American parent.
    - Evidence informing forecast-year allocation inputs; displayed values and growth are calculated: Regional traffic-scale input; Mexico is reassigned to its captured North American parent.
    - Evidence informing base-year allocation inputs; displayed values and growth are calculated: Regional traffic-scale input; source membership differs from the captured hierarchy.
    - Evidence informing forecast-year allocation inputs; displayed values and growth are calculated: Regional traffic-scale input; source membership differs from the captured hierarchy.
    - Evidence informing base-year allocation inputs; displayed values and growth are calculated: Regional traffic-scale input before the modeled Turkey and Israel bridge.
    - Evidence informing forecast-year allocation inputs; displayed values and growth are calculated: Regional traffic-scale input before the modeled Turkey and Israel bridge.
    - Evidence informing base-year allocation inputs; displayed values and growth are calculated: The xx.xx-million 2025 traffic estimate constrains the regional demand proxy, not equipment spending.
    - Evidence informing forecast-year allocation inputs; displayed values and growth are calculated: The xx.xx-million 2025 traffic estimate constrains the regional demand proxy, not equipment spending.
    - Evidence informing base-year allocation inputs; displayed values and growth are calculated: The xx.xx-billion 2025 traffic estimate constrains regional scale; forecast purchasing convergence is assumed.
    - Evidence informing forecast-year allocation inputs; displayed values and growth are calculated: The xx.xx-billion 2025 traffic estimate constrains regional scale; forecast purchasing convergence is assumed.

15. CATSA - 2025 Annual Report, Management's Discussion and Analysis
    - Evidence informing base-year allocation inputs; displayed values and growth are calculated: C$xx.xx EDS capital expenditure constrains the Canadian expenditure calibration; baggage attribution is modeled.
    - Evidence informing forecast-year allocation inputs; displayed values and growth are calculated: C$xx.xx EDS capital expenditure constrains the Canadian expenditure calibration; baggage attribution is modeled.
    - Evidence informing base-year allocation inputs; displayed values and growth are calculated: Buyer-spending calibration supports a premium regional equipment/support intensity, not an observed regional share.
    - Evidence informing forecast-year allocation inputs; displayed values and growth are calculated: Buyer-spending calibration supports a premium regional equipment/support intensity, not an observed regional share.
16. Leidos - Leidos wins TSA logistics contract, 23 January 2025
    - Evidence informing base-year allocation inputs; displayed values and growth are calculated: The eight-year, USD xx.xx maximum sustainment award covers xx.xx units at over xx.xx locations; scope and realization adjustments are modeled.
    - Evidence informing forecast-year allocation inputs; displayed values and growth are calculated: The eight-year, USD xx.xx maximum sustainment award covers xx.xx units at over xx.xx locations; scope and realization adjustments are modeled.
    - Evidence informing base-year allocation inputs; displayed values and growth are calculated: Supports recurring-support scale and manufacturer-coordination constraints, not unrestricted service access.
    - Evidence informing forecast-year allocation inputs; displayed values and growth are calculated: Supports recurring-support scale and manufacturer-coordination constraints, not unrestricted service access.
17. ACI-LAC - Air Traffic in Latin America and the Caribbean Maintains Growth Trajectory with a 5% Increase in 2025
    - Evidence informing base-year allocation inputs; displayed values and growth are calculated: Brazil's xx.xx-million airport-traffic aggregate constrains its demand scale; equipment intensity remains modeled.
    - Evidence informing forecast-year allocation inputs; displayed values and growth are calculated: Brazil's xx.xx-million airport-traffic aggregate constrains its demand scale; equipment intensity remains modeled.
    - Evidence informing base-year allocation inputs; displayed values and growth are calculated: Regional traffic evidence constrains the common country model while leaving uncatalogued activity.
    - Evidence informing forecast-year allocation inputs; displayed values and growth are calculated: Regional traffic evidence constrains the common country model while leaving uncatalogued activity.
18. Eurostat - Air passenger transport statistics, December 2025, Table 1: 2024 country traffic
    - Evidence informing base-year allocation inputs; displayed values and growth are calculated: Traffic primitive.
    - Evidence informing forecast-year allocation inputs; displayed values and growth are calculated: Traffic primitive.
19. Eurostat - Air passenger transport: data by month
    - Evidence informing base-year allocation inputs; displayed values and growth are calculated: Interim country changes inform assumed 2025 bridges; domestic endpoint and expenditure adjustments remain modeled.
    - Evidence informing forecast-year allocation inputs; displayed values and growth are calculated: Interim country changes inform assumed 2025 bridges; domestic endpoint and expenditure adjustments remain modeled.

20. ACI EUROPE - 2025 all about traffic resilience as Europe's airports welcomed an additional 100 million passengers
    - Evidence informing base-year allocation inputs; displayed values and growth are calculated: Country growth heterogeneity constrains the shared European purchasing model.
    - Evidence informing forecast-year allocation inputs; displayed values and growth are calculated: Country growth heterogeneity constrains the shared European purchasing model.
    - Evidence informing base-year allocation inputs; displayed values and growth are calculated: Published Russian weakness constrains, rather than validates, its working scale.
    - Evidence informing forecast-year allocation inputs; displayed values and growth are calculated: Published Russian weakness constrains, rather than validates, its working scale.
    - Evidence informing base-year allocation inputs; displayed values and growth are calculated: Annual growth input to the 2025 bridge.
    - Evidence informing forecast-year allocation inputs; displayed values and growth are calculated: Annual growth input to the 2025 bridge.
21. UK Civil Aviation Authority - UK aviation officially breaks records with over 300m passenger journeys in 2025
    - Evidence informing base-year allocation inputs; displayed values and growth are calculated: The xx.xx-million UK-and-Crown-Dependency headline constrains the modeled UK country traffic bridge.
    - Evidence informing forecast-year allocation inputs; displayed values and growth are calculated: The xx.xx-million UK-and-Crown-Dependency headline constrains the modeled UK country traffic bridge.
22. Fraport - AI for Monitoring Aviation Security, 22 January 2026
    - Evidence informing base-year allocation inputs; displayed values and growth are calculated: Over xx.xx CT scanners and approximately EUR xx.xx cumulative checkpoint investment support a premium installed-mix premise, not annual national revenue.
    - Evidence informing forecast-year allocation inputs; displayed values and growth are calculated: Over xx.xx CT scanners and approximately EUR xx.xx cumulative checkpoint investment support a premium installed-mix premise, not annual national revenue.
    - Evidence informing base-year allocation inputs; displayed values and growth are calculated: Quantified national deployment provides an independent test of heterogeneous European modernization.
    - Evidence informing forecast-year allocation inputs; displayed values and growth are calculated: Quantified national deployment provides an independent test of heterogeneous European modernization.
    - Evidence informing forecast-year allocation inputs; displayed values and growth are calculated: January xx.xx 2026 APIDS deployment demonstrates additional software adoption, without establishing separate revenue. ([fraport.com](https://www.fraport.com/en/newsroom/press-releases/2026/q1/ai-for-monitoring-aviation-security.html))
    - Evidence informing forecast-year allocation inputs; displayed values and growth are calculated: Deployment on more than xx.xx CT scanners is the independent quantitative rollout test; it does not validate the modeled license-growth factor. ([fraport.com](https://www.fraport.com/en/newsroom/press-releases/2026/q1/ai-for-monitoring-aviation-security.html))
23. ECAC - Common Evaluation Process of security equipment
    - Evidence informing base-year allocation inputs; displayed values and growth are calculated: Evaluation is not national approval; no uniform cross-country market-access premium is assumed.
    - Evidence informing forecast-year allocation inputs; displayed values and growth are calculated: Evaluation is not national approval; no uniform cross-country market-access premium is assumed.
24. DHMİ - Havayolunda Cumhuriyet Tarihinin Rekoru, 9 January 2026
    - Evidence informing base-year allocation inputs; displayed values and growth are calculated: Supports the traffic rebasing into the captured Middle Eastern parent.
    - Evidence informing forecast-year allocation inputs; displayed values and growth are calculated: Supports the traffic rebasing into the captured Middle Eastern parent.

25. Smiths Detection - DAEP checkpoint screening contract for Dubai International Airport, 7 May 2025
    - Evidence informing base-year allocation inputs; displayed values and growth are calculated: Purchaser-specific award evidence supports a bounded premium-mix premise, not a GCC-wide allocation.
    - Evidence informing forecast-year allocation inputs; displayed values and growth are calculated: Purchaser-specific award evidence supports a bounded premium-mix premise, not a GCC-wide allocation.
26. Airports Company South Africa - Airport statistics
    - Evidence informing base-year allocation inputs; displayed values and growth are calculated: Provides an operating-network commercial anchor for the regional installed-base premise.
    - Evidence informing forecast-year allocation inputs; displayed values and growth are calculated: Provides an operating-network commercial anchor for the regional installed-base premise.
27. CAAC - 2025 Civil Aviation Industry Development Statistical Bulletin, 17 April 2026
    - Evidence informing base-year allocation inputs; displayed values and growth are calculated: Reports xx.xx mainland airport movements and xx.xx transport airports in 2025; the Hong Kong/Macao extension is modeled.
    - Evidence informing forecast-year allocation inputs; displayed values and growth are calculated: Reports xx.xx mainland airport movements and xx.xx transport airports in 2025; the Hong Kong/Macao extension is modeled.
    - Evidence informing base-year allocation inputs; displayed values and growth are calculated: Large-market traffic and airport-network scale constrain the regional demand model.
    - Evidence informing forecast-year allocation inputs; displayed values and growth are calculated: Large-market traffic and airport-network scale constrain the regional demand model.
28. Sydney Airport - Traffic and Operational Performance Q4 2025
    - Evidence informing base-year allocation inputs; displayed values and growth are calculated: Sydney's xx.xx-million traffic and staged xx.xx-lane/six-of-seven-lane deployment constrain national scale and modernization assumptions.
    - Evidence informing forecast-year allocation inputs; displayed values and growth are calculated: Sydney's xx.xx-million traffic and staged xx.xx-lane/six-of-seven-lane deployment constrain national scale and modernization assumptions.
    - Evidence informing base-year allocation inputs; displayed values and growth are calculated: Quantified staged deployment supports regional heterogeneity, not a common modernization timetable.
    - Evidence informing forecast-year allocation inputs; displayed values and growth are calculated: Quantified staged deployment supports regional heterogeneity, not a common modernization timetable.
29. U.S. Senator Michael Bennet - SAFEGUARDS Act announcement, 23 July 2025
    - Evidence informing base-year allocation inputs; displayed values and growth are calculated: The xx.xx-airport and xx.xx-lane national footprint constrains minimum network support; proposed funding is not counted as realized revenue.
    - Evidence informing forecast-year allocation inputs; displayed values and growth are calculated: The xx.xx-airport and xx.xx-lane national footprint constrains minimum network support; proposed funding is not counted as realized revenue.
30. Procurement of Next Generation Security Checkpoint Equipment - Contract Award Notice
    - Evidence informing base-year allocation inputs; displayed values and growth are calculated: Central image processing is an explicit purchased function, without a separately disclosed license price. ([sell2wales.gov.wales](https://www.sell2wales.gov.wales/search/show/search_view.aspx?ID=NOV417275))
    - Evidence informing forecast-year allocation inputs; displayed values and growth are calculated: Central image processing is an explicit purchased function, without a separately disclosed license price. ([sell2wales.gov.wales](https://www.sell2wales.gov.wales/search/show/search_view.aspx?ID=NOV417275))

31. Smiths Detection - Digital Innovation
    - Evidence informing base-year allocation inputs; displayed values and growth are calculated: The supplier identifies detection applications as a commercial function; separate fee allocation remains assumed. ([smithsdetection.com](https://www.smithsdetection.com/digital-innovation/))
    - Evidence informing forecast-year allocation inputs; displayed values and growth are calculated: The supplier identifies detection applications as a commercial function; separate fee allocation remains assumed. ([smithsdetection.com](https://www.smithsdetection.com/digital-innovation/))
    - Evidence informing base-year allocation inputs; displayed values and growth are calculated: Centralized screening supports the image-review function, not an observed software revenue weight. ([smithsdetection.com](https://www.smithsdetection.com/digital-innovation/))
    - Evidence informing forecast-year allocation inputs; displayed values and growth are calculated: Centralized screening supports the image-review function, not an observed software revenue weight. ([smithsdetection.com](https://www.smithsdetection.com/digital-innovation/))
    - Evidence informing base-year allocation inputs; displayed values and growth are calculated: Connectivity, multi-vendor integration and equipment-health applications establish the fleet-management function without proving customer-specific rights or prices. ([smithsdetection.com](https://www.smithsdetection.com/digital-innovation/))
    - Evidence informing forecast-year allocation inputs; displayed values and growth are calculated: Connectivity, multi-vendor integration and equipment-health applications establish the fleet-management function without proving customer-specific rights or prices. ([smithsdetection.com](https://www.smithsdetection.com/digital-innovation/))
32. UK Civil Aviation Authority - Threat Image Projection (TIP)
    - Evidence informing base-year allocation inputs; displayed values and growth are calculated: TIP library approval and renewal obligations support continuing software commitments, not the modeled global fee or share. ([caa.co.uk](https://www.caa.co.uk/commercial-industry/security/training-and-human-factors/threat-image-projection/))
    - Evidence informing forecast-year allocation inputs; displayed values and growth are calculated: TIP library approval and renewal obligations support continuing software commitments, not the modeled global fee or share. ([caa.co.uk](https://www.caa.co.uk/commercial-industry/security/training-and-human-factors/threat-image-projection/))

7.5.1. Image Review and Management Software

Table 59. Global Airport Baggage Screening Systems Market Size, by Image Review and Management Software, by Region, 2017-2040 (USD Million)

Region	2017	2024	2025	2026	2027	2032	2040	CAGR (%)
Africa	xx.xx	xx.xx	xx.xx	xx.xx	xx.xx	xx.xx	xx.xx	xx.xx
Asia-Pacific	xx.xx	xx.xx	xx.xx	xx.xx	xx.xx	xx.xx	xx.xx	xx.xx
Europe	xx.xx	xx.xx	xx.xx	xx.xx	xx.xx	xx.xx	xx.xx	xx.xx
Latin America	xx.xx	xx.xx	xx.xx	xx.xx	xx.xx	xx.xx	xx.xx	xx.xx
Middle East	xx.xx	xx.xx	xx.xx	xx.xx	xx.xx	xx.xx	xx.xx	xx.xx
North America	xx.xx	xx.xx	xx.xx	xx.xx	xx.xx	xx.xx	xx.xx	xx.xx
Total	**xx.xx**	**xx.xx**	**xx.xx**	**xx.xx**	**xx.xx**	**xx.xx**	**xx.xx**	**xx.xx**

Table 60. Global Airport Baggage Screening Systems Market Size, by Image Review and Management Software, by Group, 2017-2040 (USD Million)

Group	2017	2024	2025	2026	2027	2032	2040	CAGR (%)
ASEAN	xx.xx	xx.xx	xx.xx	xx.xx	xx.xx	xx.xx	xx.xx	xx.xx
BRICS	xx.xx	xx.xx	xx.xx	xx.xx	xx.xx	xx.xx	xx.xx	xx.xx
European Union	xx.xx	xx.xx	xx.xx	xx.xx	xx.xx	xx.xx	xx.xx	xx.xx
G7	xx.xx	xx.xx	xx.xx	xx.xx	xx.xx	xx.xx	xx.xx	xx.xx
GCC	xx.xx	xx.xx	xx.xx	xx.xx	xx.xx	xx.xx	xx.xx	xx.xx
NATO	xx.xx	xx.xx	xx.xx	xx.xx	xx.xx	xx.xx	xx.xx	xx.xx

Table 61. Global Airport Baggage Screening Systems Market Size, by Image Review and Management Software, by Country, 2017-2040 (USD Million)

Country	2017	2024	2025	2026	2027	2032	2040	CAGR (%)
Australia	xx.xx	xx.xx	xx.xx	xx.xx	xx.xx	xx.xx	xx.xx	xx.xx
Brazil	xx.xx	xx.xx	xx.xx	xx.xx	xx.xx	xx.xx	xx.xx	xx.xx
Canada	xx.xx	xx.xx	xx.xx	xx.xx	xx.xx	xx.xx	xx.xx	xx.xx
China	xx.xx	xx.xx	xx.xx	xx.xx	xx.xx	xx.xx	xx.xx	xx.xx
France	xx.xx	xx.xx	xx.xx	xx.xx	xx.xx	xx.xx	xx.xx	xx.xx
Germany	xx.xx	xx.xx	xx.xx	xx.xx	xx.xx	xx.xx	xx.xx	xx.xx
India	xx.xx	xx.xx	xx.xx	xx.xx	xx.xx	xx.xx	xx.xx	xx.xx
Italy	xx.xx	xx.xx	xx.xx	xx.xx	xx.xx	xx.xx	xx.xx	xx.xx
Japan	xx.xx	xx.xx	xx.xx	xx.xx	xx.xx	xx.xx	xx.xx	xx.xx
Mexico	xx.xx	xx.xx	xx.xx	xx.xx	xx.xx	xx.xx	xx.xx	xx.xx
Russia	xx.xx	xx.xx	xx.xx	xx.xx	xx.xx	xx.xx	xx.xx	xx.xx
South Korea	xx.xx	xx.xx	xx.xx	xx.xx	xx.xx	xx.xx	xx.xx	xx.xx
Spain	xx.xx	xx.xx	xx.xx	xx.xx	xx.xx	xx.xx	xx.xx	xx.xx
United Kingdom	xx.xx	xx.xx	xx.xx	xx.xx	xx.xx	xx.xx	xx.xx	xx.xx
United States	xx.xx	xx.xx	xx.xx	xx.xx	xx.xx	xx.xx	xx.xx	xx.xx
Others	xx.xx	xx.xx	xx.xx	xx.xx	xx.xx	xx.xx	xx.xx	xx.xx
Total	**xx.xx**	**xx.xx**	**xx.xx**	**xx.xx**	**xx.xx**	**xx.xx**	**xx.xx**	**xx.xx**

Sources & Evidence

1. Open Architecture for Airport Security Systems, Second Edition

   · Taxonomy evidence: Software building blocks include viewing stations, image distribution/multiplexing, and data storage, distinguishing image-review/management functions from sensing hardware. ([aci-europe.org](https://aci-europe.org/downloads/resources/Open%20Architecture%20for%20Airport%20Security%20Systems%202nd%20Edition.pdf))

   · Taxonomy evidence: The guidance addresses sharing screening data across equipment and applications, supporting the image-data-management function but not a standalone image-review purchase. ([aci-europe.org](https://aci-europe.org/downloads/resources/Open%20Architecture%20for%20Airport%20Security%20Systems%202nd%20Edition.pdf))

2. Procurement of Next Generation Security Checkpoint Equipment - Contract Award Notice

   · Taxonomy evidence: Central image processing is an explicit component of the awarded package, corroborating purchased image-review functionality but not an independently priced license. ([sell2wales.gov.wales](https://www.sell2wales.gov.wales/search/show/search_view.aspx?ID=NOV417275))

   · Evidence informing base-year allocation inputs; displayed values and growth are calculated: Central image processing is an explicit purchased function, without a separately disclosed license price. ([sell2wales.gov.wales](https://www.sell2wales.gov.wales/search/show/search_view.aspx?ID=NOV417275))

   · Evidence informing forecast-year allocation inputs; displayed values and growth are calculated: Central image processing is an explicit purchased function, without a separately disclosed license price. ([sell2wales.gov.wales](https://www.sell2wales.gov.wales/search/show/search_view.aspx?ID=NOV417275))

3. House Report 119-173 - Department of Homeland Security Appropriations Bill, 2026

   · Evidence informing the 2030 market-value input; displayed series and growth include calculations: The aging installed fleet supports replacement demand, but does not establish the forecast's realization dates or annual purchasing rate. ([govinfo.gov](https://www.govinfo.gov/content/pkg/CRPT-119hrpt173/html/CRPT-119hrpt173.htm))

4. GAO-24-106573 - DHS Annual Assessment: Most Programs Are Meeting Current Goals, but Some Continue to Face Cost and Schedule Challenges

   · Evidence informing the 2026 market-value input; displayed series and growth include calculations: Reports plans for xx.xx checkpoint systems and xx.xx increment-one deployments by September 2023; supports an incomplete replacement cycle rather than universal CT adoption. ([gao.gov](https://www.gao.gov/assets/gao-xx.xx-xx.xx.pdf))

5. Global Airport Passenger Traffic Reaches Record 9.8 Billion in 2025, Airports Council International World reports
   - Evidence informing the 2026 market-value input; displayed series and growth include calculations: Reports cooling passenger-growth momentum in 2026, supporting moderation of traffic-driven equipment expansion despite continuing replacement demand. ([aci.aero](https://aci.aero/2026/xx.xx/xx.xx/global-airport-passenger-traffic-reaches-record-xx.xx-xx.xx-billion-in-2025-airports-council-international-world-reports/))
   - Evidence informing base-year allocation inputs; displayed values and growth are calculated: Full-year 2025 traffic weakness qualifies the mature-market expansion assumption.
   - Evidence informing forecast-year allocation inputs; displayed values and growth are calculated: Full-year 2025 traffic weakness qualifies the mature-market expansion assumption.
   - Evidence informing base-year allocation inputs; displayed values and growth are calculated: Full-year growth provides a regional direction check, not an equipment-share observation.
   - Evidence informing forecast-year allocation inputs; displayed values and growth are calculated: Full-year growth provides a regional direction check, not an equipment-share observation.
   - Evidence informing base-year allocation inputs; displayed values and growth are calculated: Full-year traffic growth constrains the regional demand premise.
   - Evidence informing forecast-year allocation inputs; displayed values and growth are calculated: Full-year traffic growth constrains the regional demand premise.
   - Evidence informing forecast-year allocation inputs; displayed values and growth are calculated: The reported first-half 2026 decline of xx.xx% constrains the recovery scenario.
   - Evidence informing base-year allocation inputs; displayed values and growth are calculated: Reported 2025 growth provides a demand-direction check; procurement intensity remains assumed.
   - Evidence informing forecast-year allocation inputs; displayed values and growth are calculated: Reported 2025 growth provides a demand-direction check; procurement intensity remains assumed.
   - Evidence informing base-year allocation inputs; displayed values and growth are calculated: Reported traffic momentum supports differentiated demand, not the final modeled forecast share.
   - Evidence informing forecast-year allocation inputs; displayed values and growth are calculated: Reported traffic momentum supports differentiated demand, not the final modeled forecast share.
6. Smiths Group PLC - Full Year Results for the 12 Months Ended 31 July 2025
   - Evidence informing the 2024 market-value input; displayed series and growth include calculations: Discloses aviation original-equipment revenue of xx.xx and aftermarket revenue of xx.xx for FY2024; supplies historical cycle proxies. ([www-live.smiths.com](https://www-live.smiths.com/media/snqpxwkd/smiths-group-plc-annual-results-2025-press-release.pdf))
   - Evidence informing the 2027 market-value input; displayed series and growth include calculations: Reports approximately xx.xx cumulative CTiX sales and continuing aviation upgrade demand; supports replacement activity, not an observed global forecast. ([www-live.smiths.com](https://www-live.smiths.com/media/snqpxwkd/smiths-group-plc-annual-results-2025-press-release.pdf))
7. Smiths Group PLC - Annual Report & Accounts FY2023
   - Evidence informing the 2022 market-value input; displayed series and growth include calculations: Reports FY2022 aviation original-equipment revenue of xx.xx, used as a dimensionless historical capital-cycle proxy. ([www-live.smiths.com](https://www-live.smiths.com/media/phjp1j44/smiths-annual-report-2023.pdf))
   - Evidence informing the 2023 market-value input; displayed series and growth include calculations: Reports FY2023 aviation original-equipment revenue of xx.xx and aftermarket revenue of xx.xx; supports the modeled recovery direction. ([www-live.smiths.com](https://www-live.smiths.com/media/phjp1j44/smiths-annual-report-2023.pdf))

8. Smiths Group PLC - Annual Report FY2022
   - Evidence informing the 2021 market-value input; displayed series and growth include calculations: Reports FY2021 aviation revenue of xx.xx, providing a historical purchasing-cycle reference rather than a global observation. ([www-live.smiths.com](https://www-live.smiths.com/media/xjvdpblr/smiths-annual-report-2022-report.pdf))
   - Evidence informing the 2022 market-value input; displayed series and growth include calculations: Reports FY2022 aviation revenue of xx.xx and continued weakness in aviation original equipment; supports a delayed capital-spending trough. ([www-live.smiths.com](https://www-live.smiths.com/media/xjvdpblr/smiths-annual-report-2022-report.pdf))
9. Smiths Group PLC - Annual Results for the Year Ended 31 July 2019
   - Evidence informing the 2018 market-value input; displayed series and growth include calculations: Reports FY2018 aviation revenue of xx.xx, supplying the historical comparison underlying the backcast. ([smiths.com](https://www.smiths.com/media/u4wla1bw/smiths-group-plc-annual-results-2019-press-release.pdf))
   - Evidence informing the 2019 market-value input; displayed series and growth include calculations: Reports FY2019 aviation revenue of xx.xx and customer delivery deferrals, qualifying a traffic-only growth model. ([smiths.com](https://www.smiths.com/media/u4wla1bw/smiths-group-plc-annual-results-2019-press-release.pdf))
   - Evidence informing the 2020 market-value input; displayed series and growth include calculations: Identifies deliveries deferred into FY2020; supports the possibility of backlog-supported spending despite a contemporaneous traffic shock, not the exact modeled growth rate. ([smiths.com](https://www.smiths.com/media/u4wla1bw/smiths-group-plc-annual-results-2019-press-release.pdf))
10. ACI World - The High-Wire Balancing Act: Global Air Transport Demand in 2018 and 2019
    - Evidence informing the 2017 market-value input; displayed series and growth include calculations: Reports xx.xx airport passengers and xx.xx% growth in 2018; the growth observation informs the 2017 backcast bridge. ([blog.aci.aero](https://blog.aci.aero/airport-economics/the-high-wire-balancing-act-global-air-transport-demand-in-2018-and-2019/))
    - Evidence informing the 2018 market-value input; displayed series and growth include calculations: Provides the observed 2018 traffic-growth reference, not an equipment-market growth observation. ([blog.aci.aero](https://blog.aci.aero/airport-economics/the-high-wire-balancing-act-global-air-transport-demand-in-2018-and-2019/))
11. ICAO A42-WP/556 - State of the Industry and Outlook for Airport Traffic, Presented by ACI
    - Evidence informing the 2020 market-value input; displayed series and growth include calculations: Records the collapse from xx.xx airport passengers in 2019 to xx.xx in 2020; constrains the shock and funding-risk interpretation. ([icao.int](https://www.icao.int/sites/default/files/Meetings/a42/Documents/WP/wp_556_en.pdf))
    - Evidence informing the 2021 market-value input; displayed series and growth include calculations: Reports xx.xx airport passengers in 2021, supporting a prolonged funding and activity shock. ([icao.int](https://www.icao.int/sites/default/files/Meetings/a42/Documents/WP/wp_556_en.pdf))
    - Evidence informing the 2023 market-value input; displayed series and growth include calculations: Reports xx.xx airport passengers in 2023; traffic recovery is distinguished from equipment purchasing. ([icao.int](https://www.icao.int/sites/default/files/Meetings/a42/Documents/WP/wp_556_en.pdf))
    - Evidence informing the 2024 market-value input; displayed series and growth include calculations: Reports xx.xx airport passengers in 2024, providing a demand recovery cross-check. ([icao.int](https://www.icao.int/sites/default/files/Meetings/a42/Documents/WP/wp_556_en.pdf))

12. Port of Seattle - Baggage Handling System Optimization
    - Evidence informing the 2029 market-value input; displayed series and growth include calculations: Seattle plans to consolidate six baggage-screening systems, increase supported passenger capacity, and reduce screening-machine demand. Supports integration spending without one-for-one detector growth. ([portseattle.org](https://www.portseattle.org/projects/baggage-handling-system-optimization))
    - Evidence informing the 2032 market-value input; displayed series and growth include calculations: The consolidation example constrains equipment-volume assumptions; its whole baggage-handling project value is excluded from market sizing. ([portseattle.org](https://www.portseattle.org/projects/baggage-handling-system-optimization))
    - Evidence informing the 2040 market-value input; displayed series and growth include calculations: Provides a commercial counterexample to extrapolating passenger growth directly into machine counts throughout the long-range forecast. ([portseattle.org](https://www.portseattle.org/projects/baggage-handling-system-optimization))
13. Smiths Group PLC - Half Year Results for the Six Months Ended 31 January 2026
    - Evidence informing the 2026 market-value input; displayed series and growth include calculations: Reports xx.xx% organic growth for Smiths Detection in HY2026, with aviation checkpoint upgrades contributing. Supports a positive 2026 nowcast, not a directly observed global growth rate. ([www-live.smiths.com](https://www-live.smiths.com/media/villk35h/smiths-hy26-results-press-release.pdf))
14. ACI World - Biannual global air travel demand update, 30 September 2025
    - Evidence informing base-year allocation inputs; displayed values and growth are calculated: Regional traffic-scale input; geographic rebasing and spending intensities are modeled.
    - Evidence informing forecast-year allocation inputs; displayed values and growth are calculated: Regional traffic-scale input; geographic rebasing and spending intensities are modeled.
    - Evidence informing base-year allocation inputs; displayed values and growth are calculated: Regional traffic-scale input; Mexico is reassigned to its captured North American parent.
    - Evidence informing forecast-year allocation inputs; displayed values and growth are calculated: Regional traffic-scale input; Mexico is reassigned to its captured North American parent.
    - Evidence informing base-year allocation inputs; displayed values and growth are calculated: Regional traffic-scale input; source membership differs from the captured hierarchy.
    - Evidence informing forecast-year allocation inputs; displayed values and growth are calculated: Regional traffic-scale input; source membership differs from the captured hierarchy.
    - Evidence informing base-year allocation inputs; displayed values and growth are calculated: Regional traffic-scale input before the modeled Turkey and Israel bridge.
    - Evidence informing forecast-year allocation inputs; displayed values and growth are calculated: Regional traffic-scale input before the modeled Turkey and Israel bridge.
    - Evidence informing base-year allocation inputs; displayed values and growth are calculated: The xx.xx-million 2025 traffic estimate constrains the regional demand proxy, not equipment spending.
    - Evidence informing forecast-year allocation inputs; displayed values and growth are calculated: The xx.xx-million 2025 traffic estimate constrains the regional demand proxy, not equipment spending.
    - Evidence informing base-year allocation inputs; displayed values and growth are calculated: The xx.xx-billion 2025 traffic estimate constrains regional scale; forecast purchasing convergence is assumed.
    - Evidence informing forecast-year allocation inputs; displayed values and growth are calculated: The xx.xx-billion 2025 traffic estimate constrains regional scale; forecast purchasing convergence is assumed.

15. CATSA - 2025 Annual Report, Management's Discussion and Analysis
    - Evidence informing base-year allocation inputs; displayed values and growth are calculated: C$xx.xx EDS capital expenditure constrains the Canadian expenditure calibration; baggage attribution is modeled.
    - Evidence informing forecast-year allocation inputs; displayed values and growth are calculated: C$xx.xx EDS capital expenditure constrains the Canadian expenditure calibration; baggage attribution is modeled.
    - Evidence informing base-year allocation inputs; displayed values and growth are calculated: Buyer-spending calibration supports a premium regional equipment/support intensity, not an observed regional share.
    - Evidence informing forecast-year allocation inputs; displayed values and growth are calculated: Buyer-spending calibration supports a premium regional equipment/support intensity, not an observed regional share.
16. Leidos - Leidos wins TSA logistics contract, 23 January 2025
    - Evidence informing base-year allocation inputs; displayed values and growth are calculated: The eight-year, USD xx.xx maximum sustainment award covers xx.xx units at over xx.xx locations; scope and realization adjustments are modeled.
    - Evidence informing forecast-year allocation inputs; displayed values and growth are calculated: The eight-year, USD xx.xx maximum sustainment award covers xx.xx units at over xx.xx locations; scope and realization adjustments are modeled.
    - Evidence informing base-year allocation inputs; displayed values and growth are calculated: Supports recurring-support scale and manufacturer-coordination constraints, not unrestricted service access.
    - Evidence informing forecast-year allocation inputs; displayed values and growth are calculated: Supports recurring-support scale and manufacturer-coordination constraints, not unrestricted service access.
17. ACI-LAC - Air Traffic in Latin America and the Caribbean Maintains Growth Trajectory with a 5% Increase in 2025
    - Evidence informing base-year allocation inputs; displayed values and growth are calculated: Brazil's xx.xx-million airport-traffic aggregate constrains its demand scale; equipment intensity remains modeled.
    - Evidence informing forecast-year allocation inputs; displayed values and growth are calculated: Brazil's xx.xx-million airport-traffic aggregate constrains its demand scale; equipment intensity remains modeled.
    - Evidence informing base-year allocation inputs; displayed values and growth are calculated: Regional traffic evidence constrains the common country model while leaving uncatalogued activity.
    - Evidence informing forecast-year allocation inputs; displayed values and growth are calculated: Regional traffic evidence constrains the common country model while leaving uncatalogued activity.
18. Eurostat - Air passenger transport statistics, December 2025, Table 1: 2024 country traffic
    - Evidence informing base-year allocation inputs; displayed values and growth are calculated: Traffic primitive.
    - Evidence informing forecast-year allocation inputs; displayed values and growth are calculated: Traffic primitive.
19. Eurostat - Air passenger transport: data by month
    - Evidence informing base-year allocation inputs; displayed values and growth are calculated: Interim country changes inform assumed 2025 bridges; domestic endpoint and expenditure adjustments remain modeled.
    - Evidence informing forecast-year allocation inputs; displayed values and growth are calculated: Interim country changes inform assumed 2025 bridges; domestic endpoint and expenditure adjustments remain modeled.

20. ACI EUROPE - 2025 all about traffic resilience as Europe's airports welcomed an additional 100 million passengers
    - Evidence informing base-year allocation inputs; displayed values and growth are calculated: Country growth heterogeneity constrains the shared European purchasing model.
    - Evidence informing forecast-year allocation inputs; displayed values and growth are calculated: Country growth heterogeneity constrains the shared European purchasing model.
    - Evidence informing base-year allocation inputs; displayed values and growth are calculated: Published Russian weakness constrains, rather than validates, its working scale.
    - Evidence informing forecast-year allocation inputs; displayed values and growth are calculated: Published Russian weakness constrains, rather than validates, its working scale.
    - Evidence informing base-year allocation inputs; displayed values and growth are calculated: Annual growth input to the 2025 bridge.
    - Evidence informing forecast-year allocation inputs; displayed values and growth are calculated: Annual growth input to the 2025 bridge.
21. UK Civil Aviation Authority - UK aviation officially breaks records with over 300m passenger journeys in 2025
    - Evidence informing base-year allocation inputs; displayed values and growth are calculated: The xx.xx-million UK-and-Crown-Dependency headline constrains the modeled UK country traffic bridge.
    - Evidence informing forecast-year allocation inputs; displayed values and growth are calculated: The xx.xx-million UK-and-Crown-Dependency headline constrains the modeled UK country traffic bridge.
22. Fraport - AI for Monitoring Aviation Security, 22 January 2026
    - Evidence informing base-year allocation inputs; displayed values and growth are calculated: Over xx.xx CT scanners and approximately EUR xx.xx cumulative checkpoint investment support a premium installed-mix premise, not annual national revenue.
    - Evidence informing forecast-year allocation inputs; displayed values and growth are calculated: Over xx.xx CT scanners and approximately EUR xx.xx cumulative checkpoint investment support a premium installed-mix premise, not annual national revenue.
    - Evidence informing base-year allocation inputs; displayed values and growth are calculated: Quantified national deployment provides an independent test of heterogeneous European modernization.
    - Evidence informing forecast-year allocation inputs; displayed values and growth are calculated: Quantified national deployment provides an independent test of heterogeneous European modernization.
23. ECAC - Common Evaluation Process of security equipment
    - Evidence informing base-year allocation inputs; displayed values and growth are calculated: Evaluation is not national approval; no uniform cross-country market-access premium is assumed.
    - Evidence informing forecast-year allocation inputs; displayed values and growth are calculated: Evaluation is not national approval; no uniform cross-country market-access premium is assumed.
24. DHMİ - Havayolunda Cumhuriyet Tarihinin Rekoru, 9 January 2026
    - Evidence informing base-year allocation inputs; displayed values and growth are calculated: Supports the traffic rebasing into the captured Middle Eastern parent.
    - Evidence informing forecast-year allocation inputs; displayed values and growth are calculated: Supports the traffic rebasing into the captured Middle Eastern parent.
25. Smiths Detection - DAEP checkpoint screening contract for Dubai International Airport, 7 May 2025
    - Evidence informing base-year allocation inputs; displayed values and growth are calculated: Purchaser-specific award evidence supports a bounded premium-mix premise, not a GCC-wide allocation.
    - Evidence informing forecast-year allocation inputs; displayed values and growth are calculated: Purchaser-specific award evidence supports a bounded premium-mix premise, not a GCC-wide allocation.
26. Airports Company South Africa - Airport statistics
    - Evidence informing base-year allocation inputs; displayed values and growth are calculated: Provides an operating-network commercial anchor for the regional installed-base premise.
    - Evidence informing forecast-year allocation inputs; displayed values and growth are calculated: Provides an operating-network commercial anchor for the regional installed-base premise.

27. CAAC - 2025 Civil Aviation Industry Development Statistical Bulletin, 17 April 2026
    - Evidence informing base-year allocation inputs; displayed values and growth are calculated: Reports xx.xx mainland airport movements and xx.xx transport airports in 2025; the Hong Kong/Macao extension is modeled.
    - Evidence informing forecast-year allocation inputs; displayed values and growth are calculated: Reports xx.xx mainland airport movements and xx.xx transport airports in 2025; the Hong Kong/Macao extension is modeled.
    - Evidence informing base-year allocation inputs; displayed values and growth are calculated: Large-market traffic and airport-network scale constrain the regional demand model.
    - Evidence informing forecast-year allocation inputs; displayed values and growth are calculated: Large-market traffic and airport-network scale constrain the regional demand model.
28. Sydney Airport - Traffic and Operational Performance Q4 2025
    - Evidence informing base-year allocation inputs; displayed values and growth are calculated: Sydney's xx.xx-million traffic and staged xx.xx-lane/six-of-seven-lane deployment constrain national scale and modernization assumptions.
    - Evidence informing forecast-year allocation inputs; displayed values and growth are calculated: Sydney's xx.xx-million traffic and staged xx.xx-lane/six-of-seven-lane deployment constrain national scale and modernization assumptions.
    - Evidence informing base-year allocation inputs; displayed values and growth are calculated: Quantified staged deployment supports regional heterogeneity, not a common modernization timetable.
    - Evidence informing forecast-year allocation inputs; displayed values and growth are calculated: Quantified staged deployment supports regional heterogeneity, not a common modernization timetable.
29. U.S. Senator Michael Bennet - SAFEGUARDS Act announcement, 23 July 2025
    - Evidence informing base-year allocation inputs; displayed values and growth are calculated: The xx.xx-airport and xx.xx-lane national footprint constrains minimum network support; proposed funding is not counted as realized revenue.
    - Evidence informing forecast-year allocation inputs; displayed values and growth are calculated: The xx.xx-airport and xx.xx-lane national footprint constrains minimum network support; proposed funding is not counted as realized revenue.
30. Smiths Detection - Digital Innovation
    - Evidence informing base-year allocation inputs; displayed values and growth are calculated: Centralized screening supports the image-review function, not an observed software revenue weight. ([smithsdetection.com](https://www.smithsdetection.com/digital-innovation/))
    - Evidence informing forecast-year allocation inputs; displayed values and growth are calculated: Centralized screening supports the image-review function, not an observed software revenue weight. ([smithsdetection.com](https://www.smithsdetection.com/digital-innovation/))

7.5.2. Automated Threat Detection Software

Table 62. Global Airport Baggage Screening Systems Market Size, by Automated Threat Detection Software, by Region, 2017-2040 (USD Million)

Region	2017	2024	2025	2026	2027	2032	2040	CAGR (%)
Africa	xx.xx	xx.xx	xx.xx	xx.xx	xx.xx	xx.xx	xx.xx	xx.xx
Asia-Pacific	xx.xx	xx.xx	xx.xx	xx.xx	xx.xx	xx.xx	xx.xx	xx.xx
Europe	xx.xx	xx.xx	xx.xx	xx.xx	xx.xx	xx.xx	xx.xx	xx.xx
Latin America	xx.xx	xx.xx	xx.xx	xx.xx	xx.xx	xx.xx	xx.xx	xx.xx
Middle East	xx.xx	xx.xx	xx.xx	xx.xx	xx.xx	xx.xx	xx.xx	xx.xx
North America	xx.xx	xx.xx	xx.xx	xx.xx	xx.xx	xx.xx	xx.xx	xx.xx
Total	**xx.xx**	**xx.xx**	**xx.xx**	**xx.xx**	**xx.xx**	**xx.xx**	**xx.xx**	**xx.xx**

Table 63. Global Airport Baggage Screening Systems Market Size, by Automated Threat Detection Software, by Group, 2017-2040 (USD Million)

Group	2017	2024	2025	2026	2027	2032	2040	CAGR (%)
ASEAN	xx.xx	xx.xx	xx.xx	xx.xx	xx.xx	xx.xx	xx.xx	xx.xx
BRICS	xx.xx	xx.xx	xx.xx	xx.xx	xx.xx	xx.xx	xx.xx	xx.xx
European Union	xx.xx	xx.xx	xx.xx	xx.xx	xx.xx	xx.xx	xx.xx	xx.xx
G7	xx.xx	xx.xx	xx.xx	xx.xx	xx.xx	xx.xx	xx.xx	xx.xx
GCC	xx.xx	xx.xx	xx.xx	xx.xx	xx.xx	xx.xx	xx.xx	xx.xx
NATO	xx.xx	xx.xx	xx.xx	xx.xx	xx.xx	xx.xx	xx.xx	xx.xx

Table 64. Global Airport Baggage Screening Systems Market Size, by Automated Threat Detection Software, by Country, 2017-2040 (USD Million)

Country	2017	2024	2025	2026	2027	2032	2040	CAGR (%)
Australia	xx.xx	xx.xx	xx.xx	xx.xx	xx.xx	xx.xx	xx.xx	xx.xx
Brazil	xx.xx	xx.xx	xx.xx	xx.xx	xx.xx	xx.xx	xx.xx	xx.xx
Canada	xx.xx	xx.xx	xx.xx	xx.xx	xx.xx	xx.xx	xx.xx	xx.xx
China	xx.xx	xx.xx	xx.xx	xx.xx	xx.xx	xx.xx	xx.xx	xx.xx
France	xx.xx	xx.xx	xx.xx	xx.xx	xx.xx	xx.xx	xx.xx	xx.xx
Germany	xx.xx	xx.xx	xx.xx	xx.xx	xx.xx	xx.xx	xx.xx	xx.xx
India	xx.xx	xx.xx	xx.xx	xx.xx	xx.xx	xx.xx	xx.xx	xx.xx
Italy	xx.xx	xx.xx	xx.xx	xx.xx	xx.xx	xx.xx	xx.xx	xx.xx
Japan	xx.xx	xx.xx	xx.xx	xx.xx	xx.xx	xx.xx	xx.xx	xx.xx
Mexico	xx.xx	xx.xx	xx.xx	xx.xx	xx.xx	xx.xx	xx.xx	xx.xx
Russia	xx.xx	xx.xx	xx.xx	xx.xx	xx.xx	xx.xx	xx.xx	xx.xx
South Korea	xx.xx	xx.xx	xx.xx	xx.xx	xx.xx	xx.xx	xx.xx	xx.xx
Spain	xx.xx	xx.xx	xx.xx	xx.xx	xx.xx	xx.xx	xx.xx	xx.xx
United Kingdom	xx.xx	xx.xx	xx.xx	xx.xx	xx.xx	xx.xx	xx.xx	xx.xx
United States	xx.xx	xx.xx	xx.xx	xx.xx	xx.xx	xx.xx	xx.xx	xx.xx
Others	xx.xx	xx.xx	xx.xx	xx.xx	xx.xx	xx.xx	xx.xx	xx.xx
Total	**xx.xx**	**xx.xx**	**xx.xx**	**xx.xx**	**xx.xx**	**xx.xx**	**xx.xx**	**xx.xx**

Sources & Evidence

1. CATSA Corporate Plan 2025-26 to 2029-30 Summary - Financial Overview

   · Taxonomy evidence: The capital-plan paragraph mentioning detection-algorithm and hardware improvements explicitly concerns full-body scanners. It cannot establish baggage detection-software upgrade demand; that previous binding is narrowed. ([catsa-acsta.gc.ca](https://www.catsa-acsta.gc.ca/en/publications/corporate-plan-2025-xx.xx-2029-xx.xx/financial-overview))

   · Taxonomy evidence: The plan identifies ongoing upgrades to screening equipment with detection algorithms. It supports upgrade demand, not an assumption that all algorithm value is separately licensed. ([catsa-acsta.gc.ca](https://www.catsa-acsta.gc.ca/en/publications/corporate-plan-2025-xx.xx-2029-xx.xx/financial-overview))

2. Smart Security Guidance Document - Cabin Baggage Screening (2019)

   · Taxonomy evidence: The equipment-intelligence section treats algorithmic image analysis and automated target recognition as functions that support or automate screening decisions. This supports the software function, not standalone pricing. ([store.aci.aero](https://store.aci.aero/wp-content/uploads/2019/xx.xx/Smart-Security-Cabin-Baggage-Screening_2019.pdf?_cldee=AjxdtOqtLf7W_ZF84_jihyK3eMUGWY7tCnaqBNxE1JbGVj5__s_TKT3exxYt_KCo&esid=2a8c150d-5c6f-4b7d-b5fc-e9fbe332494e&recipientid=lead-dc237e2665ccec11a7b5000d3a848411-c9ddf21e8a604678b0bdcf85d521a454))

3. CEP implements testing of APIDS and EVD, extending the programme to nine categories of security equipment

   · Taxonomy evidence: ECAC's February 2023 notice recognizes Automated Prohibited Item Detection Systems as a distinct security-equipment evaluation category. Category recognition does not establish authorization or sales for any particular implementation. ([ecac-ceac.org](https://www.ecac-ceac.org/news/cep-implements-testing-of-apids-and-evd-extending-the-programme-to-nine-categories-of-security-equipment))

4. House Report 119-173 - Department of Homeland Security Appropriations Bill, 2026

   · Evidence informing the 2030 market-value input; displayed series and growth include calculations: The aging installed fleet supports replacement demand, but does not establish the forecast's realization dates or annual purchasing rate. ([govinfo.gov](https://www.govinfo.gov/content/pkg/CRPT-119hrpt173/html/CRPT-119hrpt173.htm))

5. GAO-24-106573 - DHS Annual Assessment: Most Programs Are Meeting Current Goals, but Some Continue to Face Cost and Schedule Challenges

   · Evidence informing the 2026 market-value input; displayed series and growth include calculations: Reports plans for xx.xx checkpoint systems and xx.xx increment-one deployments by September 2023; supports an incomplete replacement cycle rather than universal CT adoption. ([gao.gov](https://www.gao.gov/assets/gao-xx.xx-xx.xx.pdf))

6. Global Airport Passenger Traffic Reaches Record 9.8 Billion in 2025, Airports Council International World reports
   - Evidence informing the 2026 market-value input; displayed series and growth include calculations: Reports cooling passenger-growth momentum in 2026, supporting moderation of traffic-driven equipment expansion despite continuing replacement demand. ([aci.aero](https://aci.aero/2026/xx.xx/xx.xx/global-airport-passenger-traffic-reaches-record-xx.xx-xx.xx-billion-in-2025-airports-council-international-world-reports/))
   - Evidence informing base-year allocation inputs; displayed values and growth are calculated: Full-year 2025 traffic weakness qualifies the mature-market expansion assumption.
   - Evidence informing forecast-year allocation inputs; displayed values and growth are calculated: Full-year 2025 traffic weakness qualifies the mature-market expansion assumption.
   - Evidence informing base-year allocation inputs; displayed values and growth are calculated: Full-year growth provides a regional direction check, not an equipment-share observation.
   - Evidence informing forecast-year allocation inputs; displayed values and growth are calculated: Full-year growth provides a regional direction check, not an equipment-share observation.
   - Evidence informing base-year allocation inputs; displayed values and growth are calculated: Full-year traffic growth constrains the regional demand premise.
   - Evidence informing forecast-year allocation inputs; displayed values and growth are calculated: Full-year traffic growth constrains the regional demand premise.
   - Evidence informing forecast-year allocation inputs; displayed values and growth are calculated: The reported first-half 2026 decline of xx.xx% constrains the recovery scenario.
   - Evidence informing base-year allocation inputs; displayed values and growth are calculated: Reported 2025 growth provides a demand-direction check; procurement intensity remains assumed.
   - Evidence informing forecast-year allocation inputs; displayed values and growth are calculated: Reported 2025 growth provides a demand-direction check; procurement intensity remains assumed.
   - Evidence informing base-year allocation inputs; displayed values and growth are calculated: Reported traffic momentum supports differentiated demand, not the final modeled forecast share.
   - Evidence informing forecast-year allocation inputs; displayed values and growth are calculated: Reported traffic momentum supports differentiated demand, not the final modeled forecast share.
7. Smiths Group PLC - Full Year Results for the 12 Months Ended 31 July 2025
   - Evidence informing the 2024 market-value input; displayed series and growth include calculations: Discloses aviation original-equipment revenue of xx.xx and aftermarket revenue of xx.xx for FY2024; supplies historical cycle proxies. ([www-live.smiths.com](https://www-live.smiths.com/media/snqpxwkd/smiths-group-plc-annual-results-2025-press-release.pdf))
   - Evidence informing the 2027 market-value input; displayed series and growth include calculations: Reports approximately xx.xx cumulative CTiX sales and continuing aviation upgrade demand; supports replacement activity, not an observed global forecast. ([www-live.smiths.com](https://www-live.smiths.com/media/snqpxwkd/smiths-group-plc-annual-results-2025-press-release.pdf))
8. Smiths Group PLC - Annual Report & Accounts FY2023
   - Evidence informing the 2022 market-value input; displayed series and growth include calculations: Reports FY2022 aviation original-equipment revenue of xx.xx, used as a dimensionless historical capital-cycle proxy. ([www-live.smiths.com](https://www-live.smiths.com/media/phjp1j44/smiths-annual-report-2023.pdf))
   - Evidence informing the 2023 market-value input; displayed series and growth include calculations: Reports FY2023 aviation original-equipment revenue of xx.xx and aftermarket revenue of xx.xx; supports the modeled recovery direction. ([www-live.smiths.com](https://www-live.smiths.com/media/phjp1j44/smiths-annual-report-2023.pdf))

9. Smiths Group PLC - Annual Report FY2022

· Evidence informing the 2021 market-value input; displayed series and growth include calculations: Reports FY2021 aviation revenue of xx.xx, providing a historical purchasing-cycle reference rather than a global observation. ([www-live.smiths.com](https://www-live.smiths.com/media/xjvdpblr/smiths-annual-report-2022-report.pdf))

· Evidence informing the 2022 market-value input; displayed series and growth include calculations: Reports FY2022 aviation revenue of xx.xx and continued weakness in aviation original equipment; supports a delayed capital-spending trough. ([www-live.smiths.com](https://www-live.smiths.com/media/xjvdpblr/smiths-annual-report-2022-report.pdf))

10. Smiths Group PLC - Annual Results for the Year Ended 31 July 2019

· Evidence informing the 2018 market-value input; displayed series and growth include calculations: Reports FY2018 aviation revenue of xx.xx, supplying the historical comparison underlying the backcast. ([smiths.com](https://www.smiths.com/media/u4wla1bw/smiths-group-plc-annual-results-2019-press-release.pdf))

· Evidence informing the 2019 market-value input; displayed series and growth include calculations: Reports FY2019 aviation revenue of xx.xx and customer delivery deferrals, qualifying a traffic-only growth model. ([smiths.com](https://www.smiths.com/media/u4wla1bw/smiths-group-plc-annual-results-2019-press-release.pdf))

· Evidence informing the 2020 market-value input; displayed series and growth include calculations: Identifies deliveries deferred into FY2020; supports the possibility of backlog-supported spending despite a contemporaneous traffic shock, not the exact modeled growth rate. ([smiths.com](https://www.smiths.com/media/u4wla1bw/smiths-group-plc-annual-results-2019-press-release.pdf))

11. ACI World - The High-Wire Balancing Act: Global Air Transport Demand in 2018 and 2019

· Evidence informing the 2017 market-value input; displayed series and growth include calculations: Reports xx.xx airport passengers and xx.xx% growth in 2018; the growth observation informs the 2017 backcast bridge. ([blog.aci.aero](https://blog.aci.aero/airport-economics/the-high-wire-balancing-act-global-air-transport-demand-in-2018-and-2019/))

· Evidence informing the 2018 market-value input; displayed series and growth include calculations: Provides the observed 2018 traffic-growth reference, not an equipment-market growth observation. ([blog.aci.aero](https://blog.aci.aero/airport-economics/the-high-wire-balancing-act-global-air-transport-demand-in-2018-and-2019/))

12. ICAO A42-WP/556 - State of the Industry and Outlook for Airport Traffic, Presented by ACI

· Evidence informing the 2020 market-value input; displayed series and growth include calculations: Records the collapse from xx.xx airport passengers in 2019 to xx.xx in 2020; constrains the shock and funding-risk interpretation. ([icao.int](https://www.icao.int/sites/default/files/Meetings/a42/Documents/WP/wp_556_en.pdf))

· Evidence informing the 2021 market-value input; displayed series and growth include calculations: Reports xx.xx airport passengers in 2021, supporting a prolonged funding and activity shock. ([icao.int](https://www.icao.int/sites/default/files/Meetings/a42/Documents/WP/wp_556_en.pdf))

· Evidence informing the 2023 market-value input; displayed series and growth include calculations: Reports xx.xx airport passengers in 2023; traffic recovery is distinguished from equipment purchasing. ([icao.int](https://www.icao.int/sites/default/files/Meetings/a42/Documents/WP/wp_556_en.pdf))

· Evidence informing the 2024 market-value input; displayed series and growth include calculations: Reports xx.xx airport passengers in 2024, providing a demand recovery cross-check. ([icao.int](https://www.icao.int/sites/default/files/Meetings/a42/Documents/WP/wp_556_en.pdf))

13. Port of Seattle - Baggage Handling System Optimization
    - Evidence informing the 2029 market-value input; displayed series and growth include calculations: Seattle plans to consolidate six baggage-screening systems, increase supported passenger capacity, and reduce screening-machine demand. Supports integration spending without one-for-one detector growth. ([portseattle.org](https://www.portseattle.org/projects/baggage-handling-system-optimization))
    - Evidence informing the 2032 market-value input; displayed series and growth include calculations: The consolidation example constrains equipment-volume assumptions; its whole baggage-handling project value is excluded from market sizing. ([portseattle.org](https://www.portseattle.org/projects/baggage-handling-system-optimization))
    - Evidence informing the 2040 market-value input; displayed series and growth include calculations: Provides a commercial counterexample to extrapolating passenger growth directly into machine counts throughout the long-range forecast. ([portseattle.org](https://www.portseattle.org/projects/baggage-handling-system-optimization))
14. Smiths Group PLC - Half Year Results for the Six Months Ended 31 January 2026
    - Evidence informing the 2026 market-value input; displayed series and growth include calculations: Reports xx.xx% organic growth for Smiths Detection in HY2026, with aviation checkpoint upgrades contributing. Supports a positive 2026 nowcast, not a directly observed global growth rate. ([www-live.smiths.com](https://www-live.smiths.com/media/villk35h/smiths-hy26-results-press-release.pdf))
15. ACI World - Biannual global air travel demand update, 30 September 2025
    - Evidence informing base-year allocation inputs; displayed values and growth are calculated: Regional traffic-scale input; geographic rebasing and spending intensities are modeled.
    - Evidence informing forecast-year allocation inputs; displayed values and growth are calculated: Regional traffic-scale input; geographic rebasing and spending intensities are modeled.
    - Evidence informing base-year allocation inputs; displayed values and growth are calculated: Regional traffic-scale input; Mexico is reassigned to its captured North American parent.
    - Evidence informing forecast-year allocation inputs; displayed values and growth are calculated: Regional traffic-scale input; Mexico is reassigned to its captured North American parent.
    - Evidence informing base-year allocation inputs; displayed values and growth are calculated: Regional traffic-scale input; source membership differs from the captured hierarchy.
    - Evidence informing forecast-year allocation inputs; displayed values and growth are calculated: Regional traffic-scale input; source membership differs from the captured hierarchy.
    - Evidence informing base-year allocation inputs; displayed values and growth are calculated: Regional traffic-scale input before the modeled Turkey and Israel bridge.
    - Evidence informing forecast-year allocation inputs; displayed values and growth are calculated: Regional traffic-scale input before the modeled Turkey and Israel bridge.
    - Evidence informing base-year allocation inputs; displayed values and growth are calculated: The xx.xx-million 2025 traffic estimate constrains the regional demand proxy, not equipment spending.
    - Evidence informing forecast-year allocation inputs; displayed values and growth are calculated: The xx.xx-million 2025 traffic estimate constrains the regional demand proxy, not equipment spending.
    - Evidence informing base-year allocation inputs; displayed values and growth are calculated: The xx.xx-billion 2025 traffic estimate constrains regional scale; forecast purchasing convergence is assumed.
    - Evidence informing forecast-year allocation inputs; displayed values and growth are calculated: The xx.xx-billion 2025 traffic estimate constrains regional scale; forecast purchasing convergence is assumed.

16. CATSA - 2025 Annual Report, Management's Discussion and Analysis
    - Evidence informing base-year allocation inputs; displayed values and growth are calculated: C$xx.xx EDS capital expenditure constrains the Canadian expenditure calibration; baggage attribution is modeled.
    - Evidence informing forecast-year allocation inputs; displayed values and growth are calculated: C$xx.xx EDS capital expenditure constrains the Canadian expenditure calibration; baggage attribution is modeled.
    - Evidence informing base-year allocation inputs; displayed values and growth are calculated: Buyer-spending calibration supports a premium regional equipment/support intensity, not an observed regional share.
    - Evidence informing forecast-year allocation inputs; displayed values and growth are calculated: Buyer-spending calibration supports a premium regional equipment/support intensity, not an observed regional share.
17. Leidos - Leidos wins TSA logistics contract, 23 January 2025
    - Evidence informing base-year allocation inputs; displayed values and growth are calculated: The eight-year, USD xx.xx maximum sustainment award covers xx.xx units at over xx.xx locations; scope and realization adjustments are modeled.
    - Evidence informing forecast-year allocation inputs; displayed values and growth are calculated: The eight-year, USD xx.xx maximum sustainment award covers xx.xx units at over xx.xx locations; scope and realization adjustments are modeled.
    - Evidence informing base-year allocation inputs; displayed values and growth are calculated: Supports recurring-support scale and manufacturer-coordination constraints, not unrestricted service access.
    - Evidence informing forecast-year allocation inputs; displayed values and growth are calculated: Supports recurring-support scale and manufacturer-coordination constraints, not unrestricted service access.
18. ACI-LAC - Air Traffic in Latin America and the Caribbean Maintains Growth Trajectory with a 5% Increase in 2025
    - Evidence informing base-year allocation inputs; displayed values and growth are calculated: Brazil's xx.xx-million airport-traffic aggregate constrains its demand scale; equipment intensity remains modeled.
    - Evidence informing forecast-year allocation inputs; displayed values and growth are calculated: Brazil's xx.xx-million airport-traffic aggregate constrains its demand scale; equipment intensity remains modeled.
    - Evidence informing base-year allocation inputs; displayed values and growth are calculated: Regional traffic evidence constrains the common country model while leaving uncatalogued activity.
    - Evidence informing forecast-year allocation inputs; displayed values and growth are calculated: Regional traffic evidence constrains the common country model while leaving uncatalogued activity.
19. Eurostat - Air passenger transport statistics, December 2025, Table 1: 2024 country traffic
    - Evidence informing base-year allocation inputs; displayed values and growth are calculated: Traffic primitive.
    - Evidence informing forecast-year allocation inputs; displayed values and growth are calculated: Traffic primitive.
20. Eurostat - Air passenger transport: data by month
    - Evidence informing base-year allocation inputs; displayed values and growth are calculated: Interim country changes inform assumed 2025 bridges; domestic endpoint and expenditure adjustments remain modeled.
    - Evidence informing forecast-year allocation inputs; displayed values and growth are calculated: Interim country changes inform assumed 2025 bridges; domestic endpoint and expenditure adjustments remain modeled.

21. ACI EUROPE - 2025 all about traffic resilience as Europe's airports welcomed an additional 100 million passengers
- Evidence informing base-year allocation inputs; displayed values and growth are calculated: Country growth heterogeneity constrains the shared European purchasing model.
- Evidence informing forecast-year allocation inputs; displayed values and growth are calculated: Country growth heterogeneity constrains the shared European purchasing model.
- Evidence informing base-year allocation inputs; displayed values and growth are calculated: Published Russian weakness constrains, rather than validates, its working scale.
- Evidence informing forecast-year allocation inputs; displayed values and growth are calculated: Published Russian weakness constrains, rather than validates, its working scale.
- Evidence informing base-year allocation inputs; displayed values and growth are calculated: Annual growth input to the 2025 bridge.
- Evidence informing forecast-year allocation inputs; displayed values and growth are calculated: Annual growth input to the 2025 bridge.

22. UK Civil Aviation Authority - UK aviation officially breaks records with over 300m passenger journeys in 2025
- Evidence informing base-year allocation inputs; displayed values and growth are calculated: The xx.xx-million UK-and-Crown-Dependency headline constrains the modeled UK country traffic bridge.
- Evidence informing forecast-year allocation inputs; displayed values and growth are calculated: The xx.xx-million UK-and-Crown-Dependency headline constrains the modeled UK country traffic bridge.

23. Fraport - AI for Monitoring Aviation Security, 22 January 2026
- Evidence informing base-year allocation inputs; displayed values and growth are calculated: Over xx.xx CT scanners and approximately EUR xx.xx cumulative checkpoint investment support a premium installed-mix premise, not annual national revenue.
- Evidence informing forecast-year allocation inputs; displayed values and growth are calculated: Over xx.xx CT scanners and approximately EUR xx.xx cumulative checkpoint investment support a premium installed-mix premise, not annual national revenue.
- Evidence informing base-year allocation inputs; displayed values and growth are calculated: Quantified national deployment provides an independent test of heterogeneous European modernization.
- Evidence informing forecast-year allocation inputs; displayed values and growth are calculated: Quantified national deployment provides an independent test of heterogeneous European modernization.
- Evidence informing forecast-year allocation inputs; displayed values and growth are calculated: Deployment on more than xx.xx CT scanners is the independent quantitative rollout test; it does not validate the modeled license-growth factor.
([fraport.com](https://www.fraport.com/en/newsroom/press-releases/2026/q1/ai-for-monitoring-aviation-security.html))

24. ECAC - Common Evaluation Process of security equipment
- Evidence informing base-year allocation inputs; displayed values and growth are calculated: Evaluation is not national approval; no uniform cross-country market-access premium is assumed.
- Evidence informing forecast-year allocation inputs; displayed values and growth are calculated: Evaluation is not national approval; no uniform cross-country market-access premium is assumed.

25. DHMİ - Havayolunda Cumhuriyet Tarihinin Rekoru, 9 January 2026
- Evidence informing base-year allocation inputs; displayed values and growth are calculated: Supports the traffic rebasing into the captured Middle Eastern parent.
- Evidence informing forecast-year allocation inputs; displayed values and growth are calculated: Supports the traffic rebasing into the captured Middle Eastern parent.

26. Smiths Detection - DAEP checkpoint screening contract for Dubai International Airport, 7 May 2025
- Evidence informing base-year allocation inputs; displayed values and growth are calculated: Purchaser-specific award evidence supports a bounded premium-mix premise, not a GCC-wide allocation.
- Evidence informing forecast-year allocation inputs; displayed values and growth are calculated: Purchaser-specific award evidence supports a bounded premium-mix premise, not a GCC-wide allocation.

27. Airports Company South Africa - Airport statistics
    - Evidence informing base-year allocation inputs; displayed values and growth are calculated: Provides an operating-network commercial anchor for the regional installed-base premise.
    - Evidence informing forecast-year allocation inputs; displayed values and growth are calculated: Provides an operating-network commercial anchor for the regional installed-base premise.
28. CAAC - 2025 Civil Aviation Industry Development Statistical Bulletin, 17 April 2026
    - Evidence informing base-year allocation inputs; displayed values and growth are calculated: Reports xx.xx mainland airport movements and xx.xx transport airports in 2025; the Hong Kong/Macao extension is modeled.
    - Evidence informing forecast-year allocation inputs; displayed values and growth are calculated: Reports xx.xx mainland airport movements and xx.xx transport airports in 2025; the Hong Kong/Macao extension is modeled.
    - Evidence informing base-year allocation inputs; displayed values and growth are calculated: Large-market traffic and airport-network scale constrain the regional demand model.
    - Evidence informing forecast-year allocation inputs; displayed values and growth are calculated: Large-market traffic and airport-network scale constrain the regional demand model.
29. Sydney Airport - Traffic and Operational Performance Q4 2025
    - Evidence informing base-year allocation inputs; displayed values and growth are calculated: Sydney's xx.xx-million traffic and staged xx.xx-lane/six-of-seven-lane deployment constrain national scale and modernization assumptions.
    - Evidence informing forecast-year allocation inputs; displayed values and growth are calculated: Sydney's xx.xx-million traffic and staged xx.xx-lane/six-of-seven-lane deployment constrain national scale and modernization assumptions.
    - Evidence informing base-year allocation inputs; displayed values and growth are calculated: Quantified staged deployment supports regional heterogeneity, not a common modernization timetable.
    - Evidence informing forecast-year allocation inputs; displayed values and growth are calculated: Quantified staged deployment supports regional heterogeneity, not a common modernization timetable.
30. U.S. Senator Michael Bennet - SAFEGUARDS Act announcement, 23 July 2025
    - Evidence informing base-year allocation inputs; displayed values and growth are calculated: The xx.xx-airport and xx.xx-lane national footprint constrains minimum network support; proposed funding is not counted as realized revenue.
    - Evidence informing forecast-year allocation inputs; displayed values and growth are calculated: The xx.xx-airport and xx.xx-lane national footprint constrains minimum network support; proposed funding is not counted as realized revenue.
31. Smiths Detection - Digital Innovation
    - Evidence informing base-year allocation inputs; displayed values and growth are calculated: The supplier identifies detection applications as a commercial function; separate fee allocation remains assumed. ([smithsdetection.com](https://www.smithsdetection.com/digital-innovation/))
    - Evidence informing forecast-year allocation inputs; displayed values and growth are calculated: The supplier identifies detection applications as a commercial function; separate fee allocation remains assumed. ([smithsdetection.com](https://www.smithsdetection.com/digital-innovation/))

7.5.3. Screening Connectivity and Fleet Management Software

Table 65. Global Airport Baggage Screening Systems Market Size, by Screening Connectivity and Fleet Management Software, by Region, 2017-2040 (USD Million)

Region	2017	2024	2025	2026	2027	2032	2040	CAGR (%)
Africa	xx.xx	xx.xx	xx.xx	xx.xx	xx.xx	xx.xx	xx.xx	xx.xx
Asia-Pacific	xx.xx	xx.xx	xx.xx	xx.xx	xx.xx	xx.xx	xx.xx	xx.xx
Europe	xx.xx	xx.xx	xx.xx	xx.xx	xx.xx	xx.xx	xx.xx	xx.xx
Latin America	xx.xx	xx.xx	xx.xx	xx.xx	xx.xx	xx.xx	xx.xx	xx.xx
Middle East	xx.xx	xx.xx	xx.xx	xx.xx	xx.xx	xx.xx	xx.xx	xx.xx
North America	xx.xx	xx.xx	xx.xx	xx.xx	xx.xx	xx.xx	xx.xx	xx.xx
Total	**xx.xx**	**xx.xx**	**xx.xx**	**xx.xx**	**xx.xx**	**xx.xx**	**xx.xx**	**xx.xx**

Table 66. Global Airport Baggage Screening Systems Market Size, by Screening Connectivity and Fleet Management Software, by Group, 2017-2040 (USD Million)

Group	2017	2024	2025	2026	2027	2032	2040	CAGR (%)
ASEAN	xx.xx	xx.xx	xx.xx	xx.xx	xx.xx	xx.xx	xx.xx	xx.xx
BRICS	xx.xx	xx.xx	xx.xx	xx.xx	xx.xx	xx.xx	xx.xx	xx.xx
European Union	xx.xx	xx.xx	xx.xx	xx.xx	xx.xx	xx.xx	xx.xx	xx.xx
G7	xx.xx	xx.xx	xx.xx	xx.xx	xx.xx	xx.xx	xx.xx	xx.xx
GCC	xx.xx	xx.xx	xx.xx	xx.xx	xx.xx	xx.xx	xx.xx	xx.xx
NATO	xx.xx	xx.xx	xx.xx	xx.xx	xx.xx	xx.xx	xx.xx	xx.xx

Table 67. Global Airport Baggage Screening Systems Market Size, by Screening Connectivity and Fleet Management Software, by Country, 2017-2040 (USD Million)

Country	2017	2024	2025	2026	2027	2032	2040	CAGR (%)
Australia	xx.xx	xx.xx	xx.xx	xx.xx	xx.xx	xx.xx	xx.xx	xx.xx
Brazil	xx.xx	xx.xx	xx.xx	xx.xx	xx.xx	xx.xx	xx.xx	xx.xx
Canada	xx.xx	xx.xx	xx.xx	xx.xx	xx.xx	xx.xx	xx.xx	xx.xx
China	xx.xx	xx.xx	xx.xx	xx.xx	xx.xx	xx.xx	xx.xx	xx.xx
France	xx.xx	xx.xx	xx.xx	xx.xx	xx.xx	xx.xx	xx.xx	xx.xx
Germany	xx.xx	xx.xx	xx.xx	xx.xx	xx.xx	xx.xx	xx.xx	xx.xx
India	xx.xx	xx.xx	xx.xx	xx.xx	xx.xx	xx.xx	xx.xx	xx.xx
Italy	xx.xx	xx.xx	xx.xx	xx.xx	xx.xx	xx.xx	xx.xx	xx.xx
Japan	xx.xx	xx.xx	xx.xx	xx.xx	xx.xx	xx.xx	xx.xx	xx.xx
Mexico	xx.xx	xx.xx	xx.xx	xx.xx	xx.xx	xx.xx	xx.xx	xx.xx
Russia	xx.xx	xx.xx	xx.xx	xx.xx	xx.xx	xx.xx	xx.xx	xx.xx
South Korea	xx.xx	xx.xx	xx.xx	xx.xx	xx.xx	xx.xx	xx.xx	xx.xx
Spain	xx.xx	xx.xx	xx.xx	xx.xx	xx.xx	xx.xx	xx.xx	xx.xx
United Kingdom	xx.xx	xx.xx	xx.xx	xx.xx	xx.xx	xx.xx	xx.xx	xx.xx
United States	xx.xx	xx.xx	xx.xx	xx.xx	xx.xx	xx.xx	xx.xx	xx.xx
Others	xx.xx	xx.xx	xx.xx	xx.xx	xx.xx	xx.xx	xx.xx	xx.xx
Total	**xx.xx**	**xx.xx**	**xx.xx**	**xx.xx**	**xx.xx**	**xx.xx**	**xx.xx**	**xx.xx**

Sources & Evidence

1. Open Architecture for Airport Security Systems, Second Edition

   · Taxonomy evidence: Control/monitoring, management tools, reporting, and predictive maintenance are identified functions. Their separate commercial allocation is not established by the framework. ([aci-europe.org](https://aci-europe.org/downloads/resources/Open%20Architecture%20for%20Airport%20Security%20Systems%202nd%20Edition.pdf))

   · Taxonomy evidence: Security-equipment control, monitoring, data sharing, and user administration are identified as distinct architectural functions. This supports connectivity and management functionality, not transaction pricing. ([aci-europe.org](https://aci-europe.org/downloads/resources/Open%20Architecture%20for%20Airport%20Security%20Systems%202nd%20Edition.pdf))

2. Overview Management Server

   · Taxonomy evidence: Agilent presents Overview Management Server as centralized management for connected Insight200M systems. This corroborates a dedicated screening-equipment management software product, but not separately itemized airport spending. ([agilent.com](https://www.agilent.com/en/product/molecular-spectroscopy/raman-spectroscopy/raman-software-tools-libraries/overview-management-server))

3. House Report 119-173 - Department of Homeland Security Appropriations Bill, 2026

· Evidence informing the 2030 market-value input; displayed series and growth include calculations: The aging installed fleet supports replacement demand, but does not establish the forecast's realization dates or annual purchasing rate. ([govinfo.gov](https://www.govinfo.gov/content/pkg/CRPT-119hrpt173/html/CRPT-119hrpt173.htm))

4. GAO-24-106573 - DHS Annual Assessment: Most Programs Are Meeting Current Goals, but Some Continue to Face Cost and Schedule Challenges

· Evidence informing the 2026 market-value input; displayed series and growth include calculations: Reports plans for xx.xx checkpoint systems and xx.xx increment-one deployments by September 2023; supports an incomplete replacement cycle rather than universal CT adoption. ([gao.gov](https://www.gao.gov/assets/gao-xx.xx-xx.xx.pdf))

5. Global Airport Passenger Traffic Reaches Record 9.8 Billion in 2025, Airports Council International World reports

· Evidence informing the 2026 market-value input; displayed series and growth include calculations: Reports cooling passenger-growth momentum in 2026, supporting moderation of traffic-driven equipment expansion despite continuing replacement demand. ([aci.aero](https://aci.aero/2026/xx.xx/xx.xx/global-airport-passenger-traffic-reaches-record-xx.xx-xx.xx-billion-in-2025-airports-council-international-world-reports/))

· Evidence informing base-year allocation inputs; displayed values and growth are calculated: Full-year 2025 traffic weakness qualifies the mature-market expansion assumption.

· Evidence informing forecast-year allocation inputs; displayed values and growth are calculated: Full-year 2025 traffic weakness qualifies the mature-market expansion assumption.

· Evidence informing base-year allocation inputs; displayed values and growth are calculated: Full-year growth provides a regional direction check, not an equipment-share observation.

· Evidence informing forecast-year allocation inputs; displayed values and growth are calculated: Full-year growth provides a regional direction check, not an equipment-share observation.

· Evidence informing base-year allocation inputs; displayed values and growth are calculated: Full-year traffic growth constrains the regional demand premise.

· Evidence informing forecast-year allocation inputs; displayed values and growth are calculated: Full-year traffic growth constrains the regional demand premise.

· Evidence informing forecast-year allocation inputs; displayed values and growth are calculated: The reported first-half 2026 decline of xx.xx% constrains the recovery scenario.

· Evidence informing base-year allocation inputs; displayed values and growth are calculated: Reported 2025 growth provides a demand-direction check; procurement intensity remains assumed.

· Evidence informing forecast-year allocation inputs; displayed values and growth are calculated: Reported 2025 growth provides a demand-direction check; procurement intensity remains assumed.

· Evidence informing base-year allocation inputs; displayed values and growth are calculated: Reported traffic momentum supports differentiated demand, not the final modeled forecast share.

· Evidence informing forecast-year allocation inputs; displayed values and growth are calculated: Reported traffic momentum supports differentiated demand, not the final modeled forecast share.

6. Smiths Group PLC - Full Year Results for the 12 Months Ended 31 July 2025

· Evidence informing the 2024 market-value input; displayed series and growth include calculations: Discloses aviation original-equipment revenue of xx.xx and aftermarket revenue of xx.xx for FY2024; supplies historical cycle proxies. ([www-live.smiths.com](https://www-live.smiths.com/media/snqpxwkd/smiths-group-plc-annual-results-2025-press-release.pdf))

· Evidence informing the 2027 market-value input; displayed series and growth include calculations: Reports approximately xx.xx cumulative CTiX sales and continuing aviation upgrade demand; supports replacement activity, not an observed global forecast. ([www-live.smiths.com](https://www-live.smiths.com/media/snqpxwkd/smiths-group-plc-annual-results-2025-press-release.pdf))

7. Smiths Group PLC - Annual Report & Accounts FY2023

· Evidence informing the 2022 market-value input; displayed series and growth include calculations: Reports FY2022 aviation original-equipment revenue of xx.xx, used as a dimensionless historical capital-cycle proxy. ([www-live.smiths.com](https://www-live.smiths.com/media/phjp1j44/smiths-annual-report-2023.pdf))

· Evidence informing the 2023 market-value input; displayed series and growth include calculations: Reports FY2023 aviation original-equipment revenue of xx.xx and aftermarket revenue of xx.xx; supports the modeled recovery direction. ([www-live.smiths.com](https://www-live.smiths.com/media/phjp1j44/smiths-annual-report-2023.pdf))

8. Smiths Group PLC - Annual Report FY2022

· Evidence informing the 2021 market-value input; displayed series and growth include calculations: Reports FY2021 aviation revenue of xx.xx, providing a historical purchasing-cycle reference rather than a global observation. ([www-live.smiths.com](https://www-live.smiths.com/media/xjvdpblr/smiths-annual-report-2022-report.pdf))

· Evidence informing the 2022 market-value input; displayed series and growth include calculations: Reports FY2022 aviation revenue of xx.xx and continued weakness in aviation original equipment; supports a delayed capital-spending trough. ([www-live.smiths.com](https://www-live.smiths.com/media/xjvdpblr/smiths-annual-report-2022-report.pdf))

9. Smiths Group PLC - Annual Results for the Year Ended 31 July 2019

· Evidence informing the 2018 market-value input; displayed series and growth include calculations: Reports FY2018 aviation revenue of xx.xx, supplying the historical comparison underlying the backcast. ([smiths.com](https://www.smiths.com/media/u4wla1bw/smiths-group-plc-annual-results-2019-press-release.pdf))

· Evidence informing the 2019 market-value input; displayed series and growth include calculations: Reports FY2019 aviation revenue of xx.xx and customer delivery deferrals, qualifying a traffic-only growth model. ([smiths.com](https://www.smiths.com/media/u4wla1bw/smiths-group-plc-annual-results-2019-press-release.pdf))

· Evidence informing the 2020 market-value input; displayed series and growth include calculations: Identifies deliveries deferred into FY2020; supports the possibility of backlog-supported spending despite a contemporaneous traffic shock, not the exact modeled growth rate. ([smiths.com](https://www.smiths.com/media/u4wla1bw/smiths-group-plc-annual-results-2019-press-release.pdf))

10. ACI World - The High-Wire Balancing Act: Global Air Transport Demand in 2018 and 2019

· Evidence informing the 2017 market-value input; displayed series and growth include calculations: Reports xx.xx airport passengers and xx.xx% growth in 2018; the growth observation informs the 2017 backcast bridge. ([blog.aci.aero](https://blog.aci.aero/airport-economics/the-high-wire-balancing-act-global-air-transport-demand-in-2018-and-2019/))

· Evidence informing the 2018 market-value input; displayed series and growth include calculations: Provides the observed 2018 traffic-growth reference, not an equipment-market growth observation. ([blog.aci.aero](https://blog.aci.aero/airport-economics/the-high-wire-balancing-act-global-air-transport-demand-in-2018-and-2019/))

11. ICAO A42-WP/556 - State of the Industry and Outlook for Airport Traffic, Presented by ACI

· Evidence informing the 2020 market-value input; displayed series and growth include calculations: Records the collapse from xx.xx airport passengers in 2019 to xx.xx in 2020; constrains the shock and funding-risk interpretation. ([icao.int](https://www.icao.int/sites/default/files/Meetings/a42/Documents/WP/wp_556_en.pdf))

· Evidence informing the 2021 market-value input; displayed series and growth include calculations: Reports xx.xx airport passengers in 2021, supporting a prolonged funding and activity shock. ([icao.int](https://www.icao.int/sites/default/files/Meetings/a42/Documents/WP/wp_556_en.pdf))

· Evidence informing the 2023 market-value input; displayed series and growth include calculations: Reports xx.xx airport passengers in 2023; traffic recovery is distinguished from equipment purchasing. ([icao.int](https://www.icao.int/sites/default/files/Meetings/a42/Documents/WP/wp_556_en.pdf))

· Evidence informing the 2024 market-value input; displayed series and growth include calculations: Reports xx.xx airport passengers in 2024, providing a demand recovery cross-check. ([icao.int](https://www.icao.int/sites/default/files/Meetings/a42/Documents/WP/wp_556_en.pdf))

12. Port of Seattle - Baggage Handling System Optimization
    - Evidence informing the 2029 market-value input; displayed series and growth include calculations: Seattle plans to consolidate six baggage-screening systems, increase supported passenger capacity, and reduce screening-machine demand. Supports integration spending without one-for-one detector growth. ([portseattle.org](https://www.portseattle.org/projects/baggage-handling-system-optimization))
    - Evidence informing the 2032 market-value input; displayed series and growth include calculations: The consolidation example constrains equipment-volume assumptions; its whole baggage-handling project value is excluded from market sizing. ([portseattle.org](https://www.portseattle.org/projects/baggage-handling-system-optimization))
    - Evidence informing the 2040 market-value input; displayed series and growth include calculations: Provides a commercial counterexample to extrapolating passenger growth directly into machine counts throughout the long-range forecast. ([portseattle.org](https://www.portseattle.org/projects/baggage-handling-system-optimization))
13. Smiths Group PLC - Half Year Results for the Six Months Ended 31 January 2026
    - Evidence informing the 2026 market-value input; displayed series and growth include calculations: Reports xx.xx% organic growth for Smiths Detection in HY2026, with aviation checkpoint upgrades contributing. Supports a positive 2026 nowcast, not a directly observed global growth rate. ([www-live.smiths.com](https://www-live.smiths.com/media/villk35h/smiths-hy26-results-press-release.pdf))
14. ACI World - Biannual global air travel demand update, 30 September 2025
    - Evidence informing base-year allocation inputs; displayed values and growth are calculated: Regional traffic-scale input; geographic rebasing and spending intensities are modeled.
    - Evidence informing forecast-year allocation inputs; displayed values and growth are calculated: Regional traffic-scale input; geographic rebasing and spending intensities are modeled.
    - Evidence informing base-year allocation inputs; displayed values and growth are calculated: Regional traffic-scale input; Mexico is reassigned to its captured North American parent.
    - Evidence informing forecast-year allocation inputs; displayed values and growth are calculated: Regional traffic-scale input; Mexico is reassigned to its captured North American parent.
    - Evidence informing base-year allocation inputs; displayed values and growth are calculated: Regional traffic-scale input; source membership differs from the captured hierarchy.
    - Evidence informing forecast-year allocation inputs; displayed values and growth are calculated: Regional traffic-scale input; source membership differs from the captured hierarchy.
    - Evidence informing base-year allocation inputs; displayed values and growth are calculated: Regional traffic-scale input before the modeled Turkey and Israel bridge.
    - Evidence informing forecast-year allocation inputs; displayed values and growth are calculated: Regional traffic-scale input before the modeled Turkey and Israel bridge.
    - Evidence informing base-year allocation inputs; displayed values and growth are calculated: The xx.xx-million 2025 traffic estimate constrains the regional demand proxy, not equipment spending.
    - Evidence informing forecast-year allocation inputs; displayed values and growth are calculated: The xx.xx-million 2025 traffic estimate constrains the regional demand proxy, not equipment spending.
    - Evidence informing base-year allocation inputs; displayed values and growth are calculated: The xx.xx-billion 2025 traffic estimate constrains regional scale; forecast purchasing convergence is assumed.
    - Evidence informing forecast-year allocation inputs; displayed values and growth are calculated: The xx.xx-billion 2025 traffic estimate constrains regional scale; forecast purchasing convergence is assumed.

15. CATSA - 2025 Annual Report, Management's Discussion and Analysis
    - Evidence informing base-year allocation inputs; displayed values and growth are calculated: C$xx.xx EDS capital expenditure constrains the Canadian expenditure calibration; baggage attribution is modeled.
    - Evidence informing forecast-year allocation inputs; displayed values and growth are calculated: C$xx.xx EDS capital expenditure constrains the Canadian expenditure calibration; baggage attribution is modeled.
    - Evidence informing base-year allocation inputs; displayed values and growth are calculated: Buyer-spending calibration supports a premium regional equipment/support intensity, not an observed regional share.
    - Evidence informing forecast-year allocation inputs; displayed values and growth are calculated: Buyer-spending calibration supports a premium regional equipment/support intensity, not an observed regional share.
16. Leidos - Leidos wins TSA logistics contract, 23 January 2025
    - Evidence informing base-year allocation inputs; displayed values and growth are calculated: The eight-year, USD xx.xx maximum sustainment award covers xx.xx units at over xx.xx locations; scope and realization adjustments are modeled.
    - Evidence informing forecast-year allocation inputs; displayed values and growth are calculated: The eight-year, USD xx.xx maximum sustainment award covers xx.xx units at over xx.xx locations; scope and realization adjustments are modeled.
    - Evidence informing base-year allocation inputs; displayed values and growth are calculated: Supports recurring-support scale and manufacturer-coordination constraints, not unrestricted service access.
    - Evidence informing forecast-year allocation inputs; displayed values and growth are calculated: Supports recurring-support scale and manufacturer-coordination constraints, not unrestricted service access.
17. ACI-LAC - Air Traffic in Latin America and the Caribbean Maintains Growth Trajectory with a 5% Increase in 2025
    - Evidence informing base-year allocation inputs; displayed values and growth are calculated: Brazil's xx.xx-million airport-traffic aggregate constrains its demand scale; equipment intensity remains modeled.
    - Evidence informing forecast-year allocation inputs; displayed values and growth are calculated: Brazil's xx.xx-million airport-traffic aggregate constrains its demand scale; equipment intensity remains modeled.
    - Evidence informing base-year allocation inputs; displayed values and growth are calculated: Regional traffic evidence constrains the common country model while leaving uncatalogued activity.
    - Evidence informing forecast-year allocation inputs; displayed values and growth are calculated: Regional traffic evidence constrains the common country model while leaving uncatalogued activity.
18. Eurostat - Air passenger transport statistics, December 2025, Table 1: 2024 country traffic
    - Evidence informing base-year allocation inputs; displayed values and growth are calculated: Traffic primitive.
    - Evidence informing forecast-year allocation inputs; displayed values and growth are calculated: Traffic primitive.
19. Eurostat - Air passenger transport: data by month
    - Evidence informing base-year allocation inputs; displayed values and growth are calculated: Interim country changes inform assumed 2025 bridges; domestic endpoint and expenditure adjustments remain modeled.
    - Evidence informing forecast-year allocation inputs; displayed values and growth are calculated: Interim country changes inform assumed 2025 bridges; domestic endpoint and expenditure adjustments remain modeled.

20. ACI EUROPE - 2025 all about traffic resilience as Europe's airports welcomed an additional 100 million passengers
- Evidence informing base-year allocation inputs; displayed values and growth are calculated: Country growth heterogeneity constrains the shared European purchasing model.
- Evidence informing forecast-year allocation inputs; displayed values and growth are calculated: Country growth heterogeneity constrains the shared European purchasing model.
- Evidence informing base-year allocation inputs; displayed values and growth are calculated: Published Russian weakness constrains, rather than validates, its working scale.
- Evidence informing forecast-year allocation inputs; displayed values and growth are calculated: Published Russian weakness constrains, rather than validates, its working scale.
- Evidence informing base-year allocation inputs; displayed values and growth are calculated: Annual growth input to the 2025 bridge.
- Evidence informing forecast-year allocation inputs; displayed values and growth are calculated: Annual growth input to the 2025 bridge.

21. UK Civil Aviation Authority - UK aviation officially breaks records with over 300m passenger journeys in 2025
- Evidence informing base-year allocation inputs; displayed values and growth are calculated: The xx.xx-million UK-and-Crown-Dependency headline constrains the modeled UK country traffic bridge.
- Evidence informing forecast-year allocation inputs; displayed values and growth are calculated: The xx.xx-million UK-and-Crown-Dependency headline constrains the modeled UK country traffic bridge.

22. Fraport - AI for Monitoring Aviation Security, 22 January 2026
- Evidence informing base-year allocation inputs; displayed values and growth are calculated: Over xx.xx CT scanners and approximately EUR xx.xx cumulative checkpoint investment support a premium installed-mix premise, not annual national revenue.
- Evidence informing forecast-year allocation inputs; displayed values and growth are calculated: Over xx.xx CT scanners and approximately EUR xx.xx cumulative checkpoint investment support a premium installed-mix premise, not annual national revenue.
- Evidence informing base-year allocation inputs; displayed values and growth are calculated: Quantified national deployment provides an independent test of heterogeneous European modernization.
- Evidence informing forecast-year allocation inputs; displayed values and growth are calculated: Quantified national deployment provides an independent test of heterogeneous European modernization.

23. ECAC - Common Evaluation Process of security equipment
- Evidence informing base-year allocation inputs; displayed values and growth are calculated: Evaluation is not national approval; no uniform cross-country market-access premium is assumed.
- Evidence informing forecast-year allocation inputs; displayed values and growth are calculated: Evaluation is not national approval; no uniform cross-country market-access premium is assumed.

24. DHMİ - Havayolunda Cumhuriyet Tarihinin Rekoru, 9 January 2026
- Evidence informing base-year allocation inputs; displayed values and growth are calculated: Supports the traffic rebasing into the captured Middle Eastern parent.
- Evidence informing forecast-year allocation inputs; displayed values and growth are calculated: Supports the traffic rebasing into the captured Middle Eastern parent.

25. Smiths Detection - DAEP checkpoint screening contract for Dubai International Airport, 7 May 2025
- Evidence informing base-year allocation inputs; displayed values and growth are calculated: Purchaser-specific award evidence supports a bounded premium-mix premise, not a GCC-wide allocation.
- Evidence informing forecast-year allocation inputs; displayed values and growth are calculated: Purchaser-specific award evidence supports a bounded premium-mix premise, not a GCC-wide allocation.

26. Airports Company South Africa - Airport statistics
- Evidence informing base-year allocation inputs; displayed values and growth are calculated: Provides an operating-network commercial anchor for the regional installed-base premise.
- Evidence informing forecast-year allocation inputs; displayed values and growth are calculated: Provides an operating-network commercial anchor for the regional installed-base premise.

27. CAAC - 2025 Civil Aviation Industry Development Statistical Bulletin, 17 April 2026
    - Evidence informing base-year allocation inputs; displayed values and growth are calculated: Reports xx.xx mainland airport movements and xx.xx transport airports in 2025; the Hong Kong/Macao extension is modeled.
    - Evidence informing forecast-year allocation inputs; displayed values and growth are calculated: Reports xx.xx mainland airport movements and xx.xx transport airports in 2025; the Hong Kong/Macao extension is modeled.
    - Evidence informing base-year allocation inputs; displayed values and growth are calculated: Large-market traffic and airport-network scale constrain the regional demand model.
    - Evidence informing forecast-year allocation inputs; displayed values and growth are calculated: Large-market traffic and airport-network scale constrain the regional demand model.
28. Sydney Airport - Traffic and Operational Performance Q4 2025
    - Evidence informing base-year allocation inputs; displayed values and growth are calculated: Sydney's xx.xx-million traffic and staged xx.xx-lane/six-of-seven-lane deployment constrain national scale and modernization assumptions.
    - Evidence informing forecast-year allocation inputs; displayed values and growth are calculated: Sydney's xx.xx-million traffic and staged xx.xx-lane/six-of-seven-lane deployment constrain national scale and modernization assumptions.
    - Evidence informing base-year allocation inputs; displayed values and growth are calculated: Quantified staged deployment supports regional heterogeneity, not a common modernization timetable.
    - Evidence informing forecast-year allocation inputs; displayed values and growth are calculated: Quantified staged deployment supports regional heterogeneity, not a common modernization timetable.
29. U.S. Senator Michael Bennet - SAFEGUARDS Act announcement, 23 July 2025
    - Evidence informing base-year allocation inputs; displayed values and growth are calculated: The xx.xx-airport and xx.xx-lane national footprint constrains minimum network support; proposed funding is not counted as realized revenue.
    - Evidence informing forecast-year allocation inputs; displayed values and growth are calculated: The xx.xx-airport and xx.xx-lane national footprint constrains minimum network support; proposed funding is not counted as realized revenue.
30. Smiths Detection - Digital Innovation
    - Evidence informing base-year allocation inputs; displayed values and growth are calculated: Connectivity, multi-vendor integration and equipment-health applications establish the fleet-management function without proving customer-specific rights or prices. ([smithsdetection.com](https://www.smithsdetection.com/digital-innovation/))
    - Evidence informing forecast-year allocation inputs; displayed values and growth are calculated: Connectivity, multi-vendor integration and equipment-health applications establish the fleet-management function without proving customer-specific rights or prices. ([smithsdetection.com](https://www.smithsdetection.com/digital-innovation/))

7.5.4. Screener Training and Quality Assurance Software

Table 68. Global Airport Baggage Screening Systems Market Size, by Screener Training and Quality Assurance Software, by Region, 2017-2040 (USD Million)

Region	2017	2024	2025	2026	2027	2032	2040	CAGR (%)
Africa	xx.xx	xx.xx	xx.xx	xx.xx	xx.xx	xx.xx	xx.xx	xx.xx
Asia-Pacific	xx.xx	xx.xx	xx.xx	xx.xx	xx.xx	xx.xx	xx.xx	xx.xx
Europe	xx.xx	xx.xx	xx.xx	xx.xx	xx.xx	xx.xx	xx.xx	xx.xx
Latin America	xx.xx	xx.xx	xx.xx	xx.xx	xx.xx	xx.xx	xx.xx	xx.xx
Middle East	xx.xx	xx.xx	xx.xx	xx.xx	xx.xx	xx.xx	xx.xx	xx.xx
North America	xx.xx	xx.xx	xx.xx	xx.xx	xx.xx	xx.xx	xx.xx	xx.xx
Total	**xx.xx**	**xx.xx**	**xx.xx**	**xx.xx**	**xx.xx**	**xx.xx**	**xx.xx**	**xx.xx**

Table 69. Global Airport Baggage Screening Systems Market Size, by Screener Training and Quality Assurance Software, by Group, 2017-2040 (USD Million)

Group	2017	2024	2025	2026	2027	2032	2040	CAGR (%)
ASEAN	xx.xx	xx.xx	xx.xx	xx.xx	xx.xx	xx.xx	xx.xx	xx.xx
BRICS	xx.xx	xx.xx	xx.xx	xx.xx	xx.xx	xx.xx	xx.xx	xx.xx
European Union	xx.xx	xx.xx	xx.xx	xx.xx	xx.xx	xx.xx	xx.xx	xx.xx
G7	xx.xx	xx.xx	xx.xx	xx.xx	xx.xx	xx.xx	xx.xx	xx.xx
GCC	xx.xx	xx.xx	xx.xx	xx.xx	xx.xx	xx.xx	xx.xx	xx.xx
NATO	xx.xx	xx.xx	xx.xx	xx.xx	xx.xx	xx.xx	xx.xx	xx.xx

Table 70. Global Airport Baggage Screening Systems Market Size, by Screener Training and Quality Assurance Software, by Country, 2017-2040 (USD Million)

Country	2017	2024	2025	2026	2027	2032	2040	CAGR (%)
Australia	xx.xx	xx.xx	xx.xx	xx.xx	xx.xx	xx.xx	xx.xx	xx.xx
Brazil	xx.xx	xx.xx	xx.xx	xx.xx	xx.xx	xx.xx	xx.xx	xx.xx
Canada	xx.xx	xx.xx	xx.xx	xx.xx	xx.xx	xx.xx	xx.xx	xx.xx
China	xx.xx	xx.xx	xx.xx	xx.xx	xx.xx	xx.xx	xx.xx	xx.xx
France	xx.xx	xx.xx	xx.xx	xx.xx	xx.xx	xx.xx	xx.xx	xx.xx
Germany	xx.xx	xx.xx	xx.xx	xx.xx	xx.xx	xx.xx	xx.xx	xx.xx
India	xx.xx	xx.xx	xx.xx	xx.xx	xx.xx	xx.xx	xx.xx	xx.xx
Italy	xx.xx	xx.xx	xx.xx	xx.xx	xx.xx	xx.xx	xx.xx	xx.xx
Japan	xx.xx	xx.xx	xx.xx	xx.xx	xx.xx	xx.xx	xx.xx	xx.xx
Mexico	xx.xx	xx.xx	xx.xx	xx.xx	xx.xx	xx.xx	xx.xx	xx.xx
Russia	xx.xx	xx.xx	xx.xx	xx.xx	xx.xx	xx.xx	xx.xx	xx.xx
South Korea	xx.xx	xx.xx	xx.xx	xx.xx	xx.xx	xx.xx	xx.xx	xx.xx
Spain	xx.xx	xx.xx	xx.xx	xx.xx	xx.xx	xx.xx	xx.xx	xx.xx
United Kingdom	xx.xx	xx.xx	xx.xx	xx.xx	xx.xx	xx.xx	xx.xx	xx.xx
United States	xx.xx	xx.xx	xx.xx	xx.xx	xx.xx	xx.xx	xx.xx	xx.xx
Others	xx.xx	xx.xx	xx.xx	xx.xx	xx.xx	xx.xx	xx.xx	xx.xx
Total	**xx.xx**	**xx.xx**	**xx.xx**	**xx.xx**	**xx.xx**	**xx.xx**	**xx.xx**	**xx.xx**

Sources & Evidence

1. Aviation security screening approved equipment list
   · Taxonomy evidence: TIP library software remains separately listed, with guidance dated September xx.xx 2026; this does not establish standalone transaction values. ([gov.uk](https://www.gov.uk/government/collections/aviation-security-screening-approved-equipment-list))
2. Threat image projection (TIP) library software
   · Taxonomy evidence: The official TIP publication identifies an approved library of fictional threat images for aviation screening equipment and requires machine/library compatibility checks. This supports a dedicated image-training and quality-assurance software category. ([gov.uk](https://www.gov.uk/government/publications/threat-image-projection-library-software))
3. House Report 119-173 - Department of Homeland Security Appropriations Bill, 2026
   · Evidence informing the 2030 market-value input; displayed series and growth include calculations: The aging installed fleet supports replacement demand, but does not establish the forecast's realization dates or annual purchasing rate. ([govinfo.gov](https://www.govinfo.gov/content/pkg/CRPT-119hrpt173/html/CRPT-119hrpt173.htm))

4. GAO-24-106573 - DHS Annual Assessment: Most Programs Are Meeting Current Goals, but Some Continue to Face Cost and Schedule Challenges
   · Evidence informing the 2026 market-value input; displayed series and growth include calculations: Reports plans for xx.xx checkpoint systems and xx.xx increment-one deployments by September 2023; supports an incomplete replacement cycle rather than universal CT adoption.
   ([gao.gov](https://www.gao.gov/assets/gao-xx.xx-xx.xx.pdf))
5. Global Airport Passenger Traffic Reaches Record 9.8 Billion in 2025, Airports Council International World reports
   · Evidence informing the 2026 market-value input; displayed series and growth include calculations: Reports cooling passenger-growth momentum in 2026, supporting moderation of traffic-driven equipment expansion despite continuing replacement demand.
   ([aci.aero](https://aci.aero/2026/xx.xx/xx.xx/global-airport-passenger-traffic-reaches-record-xx.xx-xx.xx-billion-in-2025-airports-council-international-world-reports/))
   · Evidence informing base-year allocation inputs; displayed values and growth are calculated: Full-year 2025 traffic weakness qualifies the mature-market expansion assumption.
   · Evidence informing forecast-year allocation inputs; displayed values and growth are calculated: Full-year 2025 traffic weakness qualifies the mature-market expansion assumption.
   · Evidence informing base-year allocation inputs; displayed values and growth are calculated: Full-year growth provides a regional direction check, not an equipment-share observation.
   · Evidence informing forecast-year allocation inputs; displayed values and growth are calculated: Full-year growth provides a regional direction check, not an equipment-share observation.
   · Evidence informing base-year allocation inputs; displayed values and growth are calculated: Full-year traffic growth constrains the regional demand premise.
   · Evidence informing forecast-year allocation inputs; displayed values and growth are calculated: Full-year traffic growth constrains the regional demand premise.
   · Evidence informing forecast-year allocation inputs; displayed values and growth are calculated: The reported first-half 2026 decline of xx.xx% constrains the recovery scenario.
   · Evidence informing base-year allocation inputs; displayed values and growth are calculated: Reported 2025 growth provides a demand-direction check; procurement intensity remains assumed.
   · Evidence informing forecast-year allocation inputs; displayed values and growth are calculated: Reported 2025 growth provides a demand-direction check; procurement intensity remains assumed.
   · Evidence informing base-year allocation inputs; displayed values and growth are calculated: Reported traffic momentum supports differentiated demand, not the final modeled forecast share.
   · Evidence informing forecast-year allocation inputs; displayed values and growth are calculated: Reported traffic momentum supports differentiated demand, not the final modeled forecast share.
6. Smiths Group PLC - Full Year Results for the 12 Months Ended 31 July 2025
   · Evidence informing the 2024 market-value input; displayed series and growth include calculations: Discloses aviation original-equipment revenue of xx.xx and aftermarket revenue of xx.xx for FY2024; supplies historical cycle proxies.
   ([www-live.smiths.com](https://www-live.smiths.com/media/snqpxwkd/smiths-group-plc-annual-results-2025-press-release.pdf))
   · Evidence informing the 2027 market-value input; displayed series and growth include calculations: Reports approximately xx.xx cumulative CTiX sales and continuing aviation upgrade demand; supports replacement activity, not an observed global forecast.
   ([www-live.smiths.com](https://www-live.smiths.com/media/snqpxwkd/smiths-group-plc-annual-results-2025-press-release.pdf))

7. Smiths Group PLC - Annual Report & Accounts FY2023
   · Evidence informing the 2022 market-value input; displayed series and growth include calculations: Reports FY2022 aviation original-equipment revenue of xx.xx, used as a dimensionless historical capital-cycle proxy. ([www-live.smiths.com](https://www-live.smiths.com/media/phjp1j44/smiths-annual-report-2023.pdf))
   · Evidence informing the 2023 market-value input; displayed series and growth include calculations: Reports FY2023 aviation original-equipment revenue of xx.xx and aftermarket revenue of xx.xx; supports the modeled recovery direction. ([www-live.smiths.com](https://www-live.smiths.com/media/phjp1j44/smiths-annual-report-2023.pdf))
8. Smiths Group PLC - Annual Report FY2022
   · Evidence informing the 2021 market-value input; displayed series and growth include calculations: Reports FY2021 aviation revenue of xx.xx, providing a historical purchasing-cycle reference rather than a global observation. ([www-live.smiths.com](https://www-live.smiths.com/media/xjvdpblr/smiths-annual-report-2022-report.pdf))
   · Evidence informing the 2022 market-value input; displayed series and growth include calculations: Reports FY2022 aviation revenue of xx.xx and continued weakness in aviation original equipment; supports a delayed capital-spending trough. ([www-live.smiths.com](https://www-live.smiths.com/media/xjvdpblr/smiths-annual-report-2022-report.pdf))
9. Smiths Group PLC - Annual Results for the Year Ended 31 July 2019
   · Evidence informing the 2018 market-value input; displayed series and growth include calculations: Reports FY2018 aviation revenue of xx.xx, supplying the historical comparison underlying the backcast. ([smiths.com](https://www.smiths.com/media/u4wla1bw/smiths-group-plc-annual-results-2019-press-release.pdf))
   · Evidence informing the 2019 market-value input; displayed series and growth include calculations: Reports FY2019 aviation revenue of xx.xx and customer delivery deferrals, qualifying a traffic-only growth model. ([smiths.com](https://www.smiths.com/media/u4wla1bw/smiths-group-plc-annual-results-2019-press-release.pdf))
   · Evidence informing the 2020 market-value input; displayed series and growth include calculations: Identifies deliveries deferred into FY2020; supports the possibility of backlog-supported spending despite a contemporaneous traffic shock, not the exact modeled growth rate. ([smiths.com](https://www.smiths.com/media/u4wla1bw/smiths-group-plc-annual-results-2019-press-release.pdf))
10. ACI World - The High-Wire Balancing Act: Global Air Transport Demand in 2018 and 2019
   · Evidence informing the 2017 market-value input; displayed series and growth include calculations: Reports xx.xx airport passengers and xx.xx% growth in 2018; the growth observation informs the 2017 backcast bridge. ([blog.aci.aero](https://blog.aci.aero/airport-economics/the-high-wire-balancing-act-global-air-transport-demand-in-2018-and-2019/))
   · Evidence informing the 2018 market-value input; displayed series and growth include calculations: Provides the observed 2018 traffic-growth reference, not an equipment-market growth observation. ([blog.aci.aero](https://blog.aci.aero/airport-economics/the-high-wire-balancing-act-global-air-transport-demand-in-2018-and-2019/))
11. ICAO A42-WP/556 - State of the Industry and Outlook for Airport Traffic, Presented by ACI
   · Evidence informing the 2020 market-value input; displayed series and growth include calculations: Records the collapse from xx.xx airport passengers in 2019 to xx.xx in 2020; constrains the shock and funding-risk interpretation. ([icao.int](https://www.icao.int/sites/default/files/Meetings/a42/Documents/WP/wp_556_en.pdf))
   · Evidence informing the 2021 market-value input; displayed series and growth include calculations: Reports xx.xx airport passengers in 2021, supporting a prolonged funding and activity shock. ([icao.int](https://www.icao.int/sites/default/files/Meetings/a42/Documents/WP/wp_556_en.pdf))
   · Evidence informing the 2023 market-value input; displayed series and growth include calculations: Reports xx.xx airport passengers in 2023; traffic recovery is distinguished from equipment purchasing. ([icao.int](https://www.icao.int/sites/default/files/Meetings/a42/Documents/WP/wp_556_en.pdf))
   · Evidence informing the 2024 market-value input; displayed series and growth include calculations: Reports xx.xx airport passengers in 2024, providing a demand recovery cross-check. ([icao.int](https://www.icao.int/sites/default/files/Meetings/a42/Documents/WP/wp_556_en.pdf))

12. Port of Seattle - Baggage Handling System Optimization
    - Evidence informing the 2029 market-value input; displayed series and growth include calculations: Seattle plans to consolidate six baggage-screening systems, increase supported passenger capacity, and reduce screening-machine demand. Supports integration spending without one-for-one detector growth. ([portseattle.org](https://www.portseattle.org/projects/baggage-handling-system-optimization))
    - Evidence informing the 2032 market-value input; displayed series and growth include calculations: The consolidation example constrains equipment-volume assumptions; its whole baggage-handling project value is excluded from market sizing. ([portseattle.org](https://www.portseattle.org/projects/baggage-handling-system-optimization))
    - Evidence informing the 2040 market-value input; displayed series and growth include calculations: Provides a commercial counterexample to extrapolating passenger growth directly into machine counts throughout the long-range forecast. ([portseattle.org](https://www.portseattle.org/projects/baggage-handling-system-optimization))
13. Smiths Group PLC - Half Year Results for the Six Months Ended 31 January 2026
    - Evidence informing the 2026 market-value input; displayed series and growth include calculations: Reports xx.xx% organic growth for Smiths Detection in HY2026, with aviation checkpoint upgrades contributing. Supports a positive 2026 nowcast, not a directly observed global growth rate. ([www-live.smiths.com](https://www-live.smiths.com/media/villk35h/smiths-hy26-results-press-release.pdf))
14. ACI World - Biannual global air travel demand update, 30 September 2025
    - Evidence informing base-year allocation inputs; displayed values and growth are calculated: Regional traffic-scale input; geographic rebasing and spending intensities are modeled.
    - Evidence informing forecast-year allocation inputs; displayed values and growth are calculated: Regional traffic-scale input; geographic rebasing and spending intensities are modeled.
    - Evidence informing base-year allocation inputs; displayed values and growth are calculated: Regional traffic-scale input; Mexico is reassigned to its captured North American parent.
    - Evidence informing forecast-year allocation inputs; displayed values and growth are calculated: Regional traffic-scale input; Mexico is reassigned to its captured North American parent.
    - Evidence informing base-year allocation inputs; displayed values and growth are calculated: Regional traffic-scale input; source membership differs from the captured hierarchy.
    - Evidence informing forecast-year allocation inputs; displayed values and growth are calculated: Regional traffic-scale input; source membership differs from the captured hierarchy.
    - Evidence informing base-year allocation inputs; displayed values and growth are calculated: Regional traffic-scale input before the modeled Turkey and Israel bridge.
    - Evidence informing forecast-year allocation inputs; displayed values and growth are calculated: Regional traffic-scale input before the modeled Turkey and Israel bridge.
    - Evidence informing base-year allocation inputs; displayed values and growth are calculated: The xx.xx-million 2025 traffic estimate constrains the regional demand proxy, not equipment spending.
    - Evidence informing forecast-year allocation inputs; displayed values and growth are calculated: The xx.xx-million 2025 traffic estimate constrains the regional demand proxy, not equipment spending.
    - Evidence informing base-year allocation inputs; displayed values and growth are calculated: The xx.xx-billion 2025 traffic estimate constrains regional scale; forecast purchasing convergence is assumed.
    - Evidence informing forecast-year allocation inputs; displayed values and growth are calculated: The xx.xx-billion 2025 traffic estimate constrains regional scale; forecast purchasing convergence is assumed.

15. CATSA - 2025 Annual Report, Management's Discussion and Analysis
    - Evidence informing base-year allocation inputs; displayed values and growth are calculated: C$xx.xx EDS capital expenditure constrains the Canadian expenditure calibration; baggage attribution is modeled.
    - Evidence informing forecast-year allocation inputs; displayed values and growth are calculated: C$xx.xx EDS capital expenditure constrains the Canadian expenditure calibration; baggage attribution is modeled.
    - Evidence informing base-year allocation inputs; displayed values and growth are calculated: Buyer-spending calibration supports a premium regional equipment/support intensity, not an observed regional share.
    - Evidence informing forecast-year allocation inputs; displayed values and growth are calculated: Buyer-spending calibration supports a premium regional equipment/support intensity, not an observed regional share.
16. Leidos - Leidos wins TSA logistics contract, 23 January 2025
    - Evidence informing base-year allocation inputs; displayed values and growth are calculated: The eight-year, USD xx.xx maximum sustainment award covers xx.xx units at over xx.xx locations; scope and realization adjustments are modeled.
    - Evidence informing forecast-year allocation inputs; displayed values and growth are calculated: The eight-year, USD xx.xx maximum sustainment award covers xx.xx units at over xx.xx locations; scope and realization adjustments are modeled.
    - Evidence informing base-year allocation inputs; displayed values and growth are calculated: Supports recurring-support scale and manufacturer-coordination constraints, not unrestricted service access.
    - Evidence informing forecast-year allocation inputs; displayed values and growth are calculated: Supports recurring-support scale and manufacturer-coordination constraints, not unrestricted service access.
17. ACI-LAC - Air Traffic in Latin America and the Caribbean Maintains Growth Trajectory with a 5% Increase in 2025
    - Evidence informing base-year allocation inputs; displayed values and growth are calculated: Brazil's xx.xx-million airport-traffic aggregate constrains its demand scale; equipment intensity remains modeled.
    - Evidence informing forecast-year allocation inputs; displayed values and growth are calculated: Brazil's xx.xx-million airport-traffic aggregate constrains its demand scale; equipment intensity remains modeled.
    - Evidence informing base-year allocation inputs; displayed values and growth are calculated: Regional traffic evidence constrains the common country model while leaving uncatalogued activity.
    - Evidence informing forecast-year allocation inputs; displayed values and growth are calculated: Regional traffic evidence constrains the common country model while leaving uncatalogued activity.
18. Eurostat - Air passenger transport statistics, December 2025, Table 1: 2024 country traffic
    - Evidence informing base-year allocation inputs; displayed values and growth are calculated: Traffic primitive.
    - Evidence informing forecast-year allocation inputs; displayed values and growth are calculated: Traffic primitive.
19. Eurostat - Air passenger transport: data by month
    - Evidence informing base-year allocation inputs; displayed values and growth are calculated: Interim country changes inform assumed 2025 bridges; domestic endpoint and expenditure adjustments remain modeled.
    - Evidence informing forecast-year allocation inputs; displayed values and growth are calculated: Interim country changes inform assumed 2025 bridges; domestic endpoint and expenditure adjustments remain modeled.

20. ACI EUROPE - 2025 all about traffic resilience as Europe's airports welcomed an additional 100 million passengers
- Evidence informing base-year allocation inputs; displayed values and growth are calculated: Country growth heterogeneity constrains the shared European purchasing model.
- Evidence informing forecast-year allocation inputs; displayed values and growth are calculated: Country growth heterogeneity constrains the shared European purchasing model.
- Evidence informing base-year allocation inputs; displayed values and growth are calculated: Published Russian weakness constrains, rather than validates, its working scale.
- Evidence informing forecast-year allocation inputs; displayed values and growth are calculated: Published Russian weakness constrains, rather than validates, its working scale.
- Evidence informing base-year allocation inputs; displayed values and growth are calculated: Annual growth input to the 2025 bridge.
- Evidence informing forecast-year allocation inputs; displayed values and growth are calculated: Annual growth input to the 2025 bridge.

21. UK Civil Aviation Authority - UK aviation officially breaks records with over 300m passenger journeys in 2025
- Evidence informing base-year allocation inputs; displayed values and growth are calculated: The xx.xx-million UK-and-Crown-Dependency headline constrains the modeled UK country traffic bridge.
- Evidence informing forecast-year allocation inputs; displayed values and growth are calculated: The xx.xx-million UK-and-Crown-Dependency headline constrains the modeled UK country traffic bridge.

22. Fraport - AI for Monitoring Aviation Security, 22 January 2026
- Evidence informing base-year allocation inputs; displayed values and growth are calculated: Over xx.xx CT scanners and approximately EUR xx.xx cumulative checkpoint investment support a premium installed-mix premise, not annual national revenue.
- Evidence informing forecast-year allocation inputs; displayed values and growth are calculated: Over xx.xx CT scanners and approximately EUR xx.xx cumulative checkpoint investment support a premium installed-mix premise, not annual national revenue.
- Evidence informing base-year allocation inputs; displayed values and growth are calculated: Quantified national deployment provides an independent test of heterogeneous European modernization.
- Evidence informing forecast-year allocation inputs; displayed values and growth are calculated: Quantified national deployment provides an independent test of heterogeneous European modernization.

23. ECAC - Common Evaluation Process of security equipment
- Evidence informing base-year allocation inputs; displayed values and growth are calculated: Evaluation is not national approval; no uniform cross-country market-access premium is assumed.
- Evidence informing forecast-year allocation inputs; displayed values and growth are calculated: Evaluation is not national approval; no uniform cross-country market-access premium is assumed.

24. DHMİ - Havayolunda Cumhuriyet Tarihinin Rekoru, 9 January 2026
- Evidence informing base-year allocation inputs; displayed values and growth are calculated: Supports the traffic rebasing into the captured Middle Eastern parent.
- Evidence informing forecast-year allocation inputs; displayed values and growth are calculated: Supports the traffic rebasing into the captured Middle Eastern parent.

25. Smiths Detection - DAEP checkpoint screening contract for Dubai International Airport, 7 May 2025
- Evidence informing base-year allocation inputs; displayed values and growth are calculated: Purchaser-specific award evidence supports a bounded premium-mix premise, not a GCC-wide allocation.
- Evidence informing forecast-year allocation inputs; displayed values and growth are calculated: Purchaser-specific award evidence supports a bounded premium-mix premise, not a GCC-wide allocation.

26. Airports Company South Africa - Airport statistics
- Evidence informing base-year allocation inputs; displayed values and growth are calculated: Provides an operating-network commercial anchor for the regional installed-base premise.
- Evidence informing forecast-year allocation inputs; displayed values and growth are calculated: Provides an operating-network commercial anchor for the regional installed-base premise.

27. CAAC - 2025 Civil Aviation Industry Development Statistical Bulletin, 17 April 2026
    - Evidence informing base-year allocation inputs; displayed values and growth are calculated: Reports xx.xx mainland airport movements and xx.xx transport airports in 2025; the Hong Kong/Macao extension is modeled.
    - Evidence informing forecast-year allocation inputs; displayed values and growth are calculated: Reports xx.xx mainland airport movements and xx.xx transport airports in 2025; the Hong Kong/Macao extension is modeled.
    - Evidence informing base-year allocation inputs; displayed values and growth are calculated: Large-market traffic and airport-network scale constrain the regional demand model.
    - Evidence informing forecast-year allocation inputs; displayed values and growth are calculated: Large-market traffic and airport-network scale constrain the regional demand model.
28. Sydney Airport - Traffic and Operational Performance Q4 2025
    - Evidence informing base-year allocation inputs; displayed values and growth are calculated: Sydney's xx.xx-million traffic and staged xx.xx-lane/six-of-seven-lane deployment constrain national scale and modernization assumptions.
    - Evidence informing forecast-year allocation inputs; displayed values and growth are calculated: Sydney's xx.xx-million traffic and staged xx.xx-lane/six-of-seven-lane deployment constrain national scale and modernization assumptions.
    - Evidence informing base-year allocation inputs; displayed values and growth are calculated: Quantified staged deployment supports regional heterogeneity, not a common modernization timetable.
    - Evidence informing forecast-year allocation inputs; displayed values and growth are calculated: Quantified staged deployment supports regional heterogeneity, not a common modernization timetable.
29. U.S. Senator Michael Bennet - SAFEGUARDS Act announcement, 23 July 2025
    - Evidence informing base-year allocation inputs; displayed values and growth are calculated: The xx.xx-airport and xx.xx-lane national footprint constrains minimum network support; proposed funding is not counted as realized revenue.
    - Evidence informing forecast-year allocation inputs; displayed values and growth are calculated: The xx.xx-airport and xx.xx-lane national footprint constrains minimum network support; proposed funding is not counted as realized revenue.
30. UK Civil Aviation Authority - Threat Image Projection (TIP)
    - Evidence informing base-year allocation inputs; displayed values and growth are calculated: TIP library approval and renewal obligations support continuing software commitments, not the modeled global fee or share. ([caa.co.uk](https://www.caa.co.uk/commercial-industry/security/training-and-human-factors/threat-image-projection/))
    - Evidence informing forecast-year allocation inputs; displayed values and growth are calculated: TIP library approval and renewal obligations support continuing software commitments, not the modeled global fee or share. ([caa.co.uk](https://www.caa.co.uk/commercial-industry/security/training-and-human-factors/threat-image-projection/))

8. Airport Baggage Screening Systems Market, by Detection Platform

■■■■■■■■■■ ■■■■■ ■■■■■■■ ■■■ ■■■■■ ■■■■■■■■ ■■■■■■■■■■ ■■■■■■ ■■■ ■■ ■■■■■■■ ■■ ■ ■■■■■■■■■ ■■■■■■■■■■■ ■■■■■■■ ■■■■■■■ ■■■■■■■■■ ■■ ■■■■■■■■■ ■■■■ ■■■■■■■■■■■■■ ■■ ■■■■■■■■■■■ ■■ ■■■■■ ■■■■■■■■■ ■■■■■■■■■■■ ■■■■ ■■■■■■■■■■■ ■■ ■■■■■■■■■■■ ■■■■■■ ■■■■■■■ ■■■■ ■■■■■■■■■■ ■■■■■ ■■■■■■■ ■■ ■■■■■■■■■■■■■ ■■■■■■■■■■■■ ■■■ ■■■■■■ ■ ■■■■■■■■■ ■■■ ■■■■■■■■■■ ■■■■■ ■■■■ ■■■■■■■■■■■■ ■■■■■■■■■■ ■■■■■■■■■ ■■ ■■■ ■■■■ ■■■■■■■■ These purchasing records support application-specific platform selection: a buyer should follow its authorized mission and investment program rather than infer that every projection installation faces the same replacement requirement. Plans and solicitations do not establish completed deployment.

Ion Mobility Spectrometry and Mass Spectrometry provide documented alternatives within the trace-detection role. Smiths Detection identifies IONSCAN xx.xx as an IMS offering used in baggage screening; 1st Detect markets TRACER xx.xx mass-spectrometry equipment for passenger and baggage screening. ■■■■■ ■■■■■■■■■■■■ ■■■■■■■■■ ■■■■■ ■■■■■■■■■■ ■■■■■■■■■■ ■■■ ■■■■■■■ ■■■■■■■■■■■ ■■ ■■■■■■■■■■■■■ ■■ ■■■■■■■■ ■ ■■■■■■■■■■■■■■ ■■■■■■ ■■■■■■ ■■■■■■■ ■■■■■■■■ ■■■■■■■■■■■■■■■ ■■■■■■■■ ■■■■■■■■■■■■ ■■■■■■■■■■ ■■■■■■■■■■■■■ ■■■ ■■■■■■■■■■■ ■■■■■■■■ ■■■■■■ ■■■■ ■■■■■ ■■■■■■ ■■■■ ■■■■■■■■ ■■■■■■ ■■■■■■■■ ■■ ■■ ■■■■■■■■■ ■■■■■■■■■■ ■■■ ■ ■■■■■■■ ■■■■■■■ ■■■■■■■

X-Ray Diffraction and Raman Spectroscopy have different evidenced commercial positions. CEA-Leti documented the marketed introduction of Smiths Detection's SDX xx.xx XDi airport baggage scanner in 2024. ■■■■■■■ ■■■■■■■■■ ■■■ ■■■■■■■■■■■ ■■■■■■■■ ■■■■■■■■ ■■■ ■■■■■■■ ■■■ ■■■■■■■■ ■■■■■ ■■■■■■■■■■■ ■■■ ■■■■■■■■■■ ■■■■■■■■■■■ ■■ ■■■■■■■■■ ■■■■■■■■ ■ ■■■■■■■■■■■■■■■ ■■■■■■■■ ■■■ ■ ■■■■■■■■■ ■■■■■■■■■■ ■■■■■■■■■ ■■■ ■■■■■■■ ■■■■■■■■ ■■■■■■■■■■ ■■■■■■■■■■■ ■■■■■■ ■■■■■■■■■■■ ■■■■■■ ■■■■■ ■■■■ ■■■■■■■■■■ ■■ ■■■■ ■■■■■■■■ ■■■■■■■■ ■■■ ■■■■■■■■■■■■ ■■■■■■■■■■■■ ■■■■■■■■■■ ■■■■ ■■■■■■■■ ■■■■■■ ■■ ■■■■■■■■ ■■■■■■■■■■■■■ ■■■■■■ ■■■ ■■ ■■■■■■■■■■■ ■■ ■■■■■■■■ ■■■■■■

Dielectric and Microwave Analysis has supplier-positioned airport liquid-screening offerings: Securina identifies microwave-based liquid detection and markets the SA1000 for airport and customs settings. ■■■■ ■■■■■■■■■■■ ■■■■■■■■■■■■ ■■■ ■ ■■■■■ ■■■■■■■■■■ ■■■■■■■■■■■■■■ ■■■■■■■■■■ ■■■■■■■■■■ ■■■■■■■■■ ■■■■■■■■ ■■ ■■■■■■■■■■ ■■■■■■■■■■ ■■■■■■■■■ ■■■■■■■■■ ■■■■■■■■■ ■■■ ■■■■ ■■ ■■■■■■■■■ ■■■■■■■■■■■■■■■ ■■■ ■■■■■■■■■■ ■■■■■■■■■■■■ ■■ ■■■ ■■■■■■ ■■■■■■■■ Buyers should evaluate the complete supported configuration rather than treat its constituent sensing capabilities as separate substitute products.

For Magnetic Resonance, Fluorescence Detection, Chemiluminescence Detection, and Thermo-Redox Detection, a defensible airport purchase still requires a named offered configuration, application-specific acceptance, and a continuing support counterparty. ■■ ■■■■■■■ ■■■■■■■■ ■■■■ ■■■■■■■■■■■■■■■■■ ■■■■■■■ ■■■■■■■■■■■ ■ ■■■■■■■■■■ ■■■■■■■■■■■ ■■■ ■■■■■■■■■ ■■■■■■■■■■■■■ ■■■ ■ ■■■■■■■ ■■■■■■■■ ■■■■■■■■■■■■ ■■■■■■■■■■■■■■■■ ■■■■■■■■■■■ ■■■ ■■■■■■■■■ ■■■■■■■■ ■■■■■■ ■■■■■■■■■■ ■■■ ■■■■■■

■■■■■■■■■■■■■ The appropriate commercial trigger is a documented offering and applicable purchasing or authorization record, not a technical-category label or historical research relationship.

Figure 10. Global Airport Baggage Screening Systems Market Size, by Detection Platform, 2025 (%)

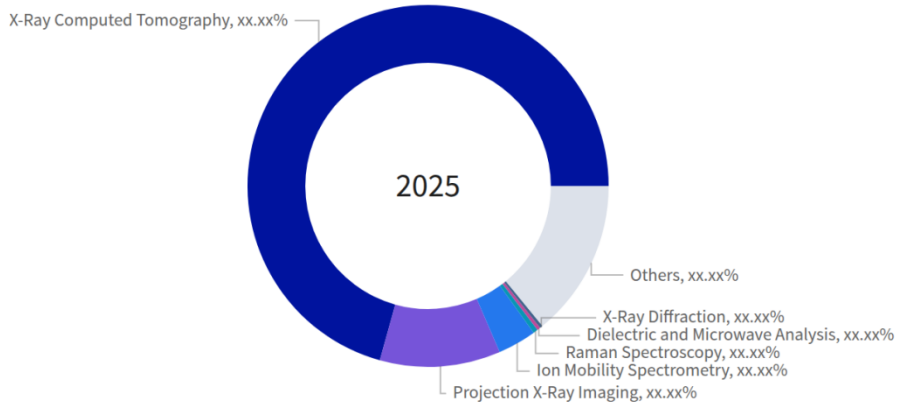

Figure 11. Global Airport Baggage Screening Systems Market, by Detection Platform, 2032 (USD Million)

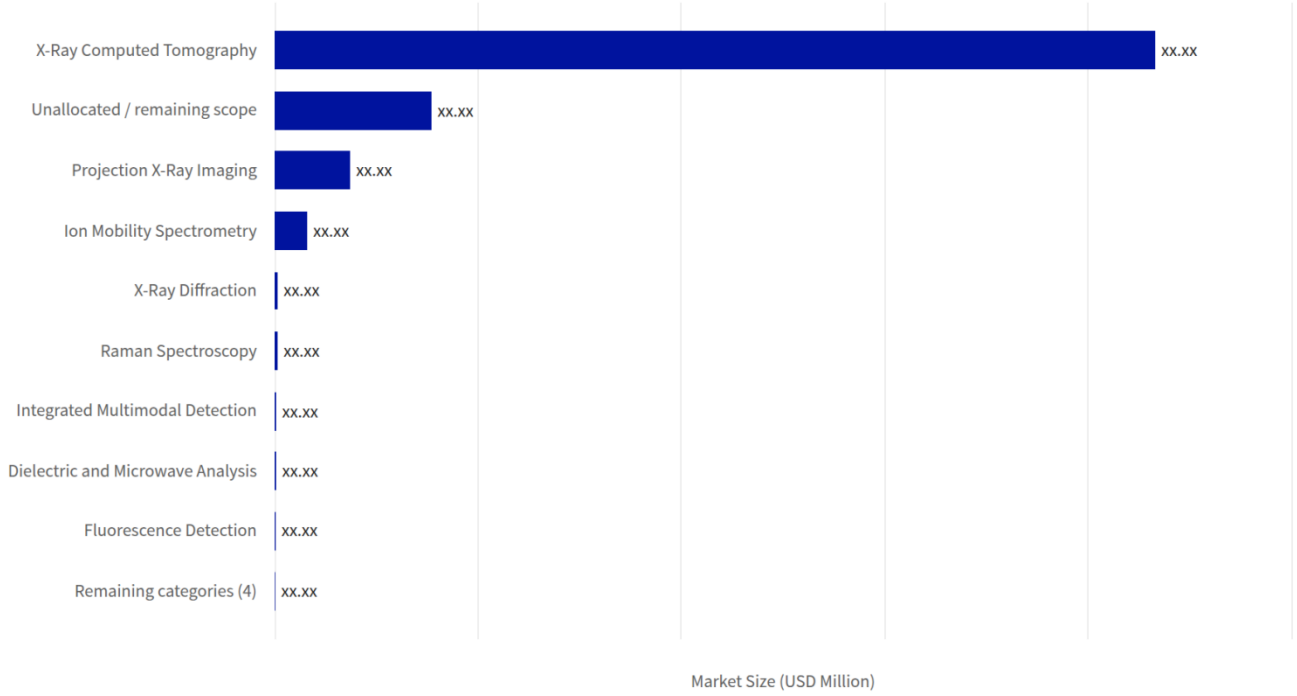

Table 71. Global Airport Baggage Screening Systems Market, by Detection Platform growth contribution, 2025-2032

Category	2025 value (USD Million)	2032 value (USD Million)	Added value (USD Million)	2025 share (%)	2032 share (%)	Change (pp)	Growth share (%)	CAGR (%)
Chemiluminescence Detection	xx.xx	xx.xx	xx.xx	xx.xx	xx.xx	xx.xx	xx.xx	xx.xx
Dielectric and Microwave Analysis	xx.xx	xx.xx	xx.xx	xx.xx	xx.xx	xx.xx	xx.xx	xx.xx
Fluorescence Detection	xx.xx	xx.xx	xx.xx	xx.xx	xx.xx	xx.xx	xx.xx	xx.xx
Integrated Multimodal Detection	xx.xx	xx.xx	xx.xx	xx.xx	xx.xx	xx.xx	xx.xx	xx.xx
Ion Mobility Spectrometry	xx.xx	xx.xx	xx.xx	xx.xx	xx.xx	xx.xx	xx.xx	xx.xx
Magnetic Resonance	xx.xx	xx.xx	xx.xx	xx.xx	xx.xx	xx.xx	xx.xx	xx.xx
Mass Spectrometry	xx.xx	xx.xx	xx.xx	xx.xx	xx.xx	xx.xx	xx.xx	xx.xx
Projection X-Ray Imaging	xx.xx	xx.xx	xx.xx	xx.xx	xx.xx	xx.xx	xx.xx	xx.xx
Raman Spectroscopy	xx.xx	xx.xx	xx.xx	xx.xx	xx.xx	xx.xx	xx.xx	xx.xx
Thermo-Redox Detection	xx.xx	xx.xx	xx.xx	xx.xx	xx.xx	xx.xx	xx.xx	xx.xx
Unallocated / remaining scope	xx.xx	xx.xx	xx.xx	xx.xx	xx.xx	xx.xx	xx.xx	xx.xx
X-Ray Computed Tomography	xx.xx	xx.xx	xx.xx	xx.xx	xx.xx	xx.xx	xx.xx	xx.xx
X-Ray Diffraction	xx.xx	xx.xx	xx.xx	xx.xx	xx.xx	xx.xx	xx.xx	xx.xx
Scope total	**xx.xx**	**xx.xx**	**xx.xx**	**xx.xx**	**xx.xx**	**xx.xx**	**xx.xx**	**xx.xx**

Table 72. Global Airport Baggage Screening Systems Market Size, by Detection Platform, 2017-2040 (USD Million)

Detection Platform	2017	2024	2025	2026	2027	2032	2040	CAGR (%)
Chemiluminescence Detection	xx.xx	xx.xx	xx.xx	xx.xx	xx.xx	xx.xx	xx.xx	xx.xx
Dielectric and Microwave Analysis	xx.xx	xx.xx	xx.xx	xx.xx	xx.xx	xx.xx	xx.xx	xx.xx
Fluorescence Detection	xx.xx	xx.xx	xx.xx	xx.xx	xx.xx	xx.xx	xx.xx	xx.xx
Integrated Multimodal Detection	xx.xx	xx.xx	xx.xx	xx.xx	xx.xx	xx.xx	xx.xx	xx.xx
Ion Mobility Spectrometry	xx.xx	xx.xx	xx.xx	xx.xx	xx.xx	xx.xx	xx.xx	xx.xx
Magnetic Resonance	xx.xx	xx.xx	xx.xx	xx.xx	xx.xx	xx.xx	xx.xx	xx.xx
Mass Spectrometry	xx.xx	xx.xx	xx.xx	xx.xx	xx.xx	xx.xx	xx.xx	xx.xx
Projection X-Ray Imaging	xx.xx	xx.xx	xx.xx	xx.xx	xx.xx	xx.xx	xx.xx	xx.xx
Raman Spectroscopy	xx.xx	xx.xx	xx.xx	xx.xx	xx.xx	xx.xx	xx.xx	xx.xx
Thermo-Redox Detection	xx.xx	xx.xx	xx.xx	xx.xx	xx.xx	xx.xx	xx.xx	xx.xx
X-Ray Computed Tomography	xx.xx	xx.xx	xx.xx	xx.xx	xx.xx	xx.xx	xx.xx	xx.xx
X-Ray Diffraction	xx.xx	xx.xx	xx.xx	xx.xx	xx.xx	xx.xx	xx.xx	xx.xx
Others	xx.xx	xx.xx	xx.xx	xx.xx	xx.xx	xx.xx	xx.xx	xx.xx
Total	**xx.xx**	**xx.xx**	**xx.xx**	**xx.xx**	**xx.xx**	**xx.xx**	**xx.xx**	**xx.xx**

Sources & Evidence

1. Liquid Explosive Detector, Bottle Liquid Scanner, Insight

   · The Insight offering identifies Raman technology and positions the products for airport alarm resolution; this does not independently establish local authorization.

   · Evidence informing base-year allocation inputs; displayed values and growth are calculated: Identifies Raman-based airport resolution products and dated September 2025 launch and May 2026 contract announcements. Supports category continuity and adoption premises, not global unit or revenue shares. ([agilent.com](https://www.agilent.com/en/product/molecular-spectroscopy/raman-spectroscopy/raman-aviation-security-systems/insight-series-alarm-resolution-systems))

   · Evidence informing forecast-year allocation inputs; displayed values and growth are calculated: Identifies Raman-based airport resolution products and dated September 2025 launch and May 2026 contract announcements. Supports category continuity and adoption premises, not global unit or revenue shares. ([agilent.com](https://www.agilent.com/en/product/molecular-spectroscopy/raman-spectroscopy/raman-aviation-security-systems/insight-series-alarm-resolution-systems))

2. Corporate Plan 2025-26 to 2029-30 Summary - Financial Overview
   - CATSA's 2025-2026 to 2029-2030 plan distinguishes CT replacement at major pre-board checkpoints from single-view-to-multiview replacement at non-passenger checkpoints and Class xx.xx airports. These are plans, not completed deployments.
   - Evidence informing base-year allocation inputs; displayed values and growth are calculated: CATSA distinguishes major-checkpoint CT replacement from single-view-to-multiview replacement elsewhere, supporting application-specific projection demand and forecast assumptions. It also discloses capital funding subject to reprofile approval. ([catsa-acsta.gc.ca](https://www.catsa-acsta.gc.ca/en/publications/corporate-plan-2025-xx.xx-2029-xx.xx/financial-overview))
   - Evidence informing forecast-year allocation inputs; displayed values and growth are calculated: CATSA distinguishes major-checkpoint CT replacement from single-view-to-multiview replacement elsewhere, supporting application-specific projection demand and forecast assumptions. It also discloses capital funding subject to reprofile approval. ([catsa-acsta.gc.ca](https://www.catsa-acsta.gc.ca/en/publications/corporate-plan-2025-xx.xx-2029-xx.xx/financial-overview))
   - Evidence informing base-year allocation inputs; displayed values and growth are calculated: CT replacement is a stated major-checkpoint investment priority, subject to funding and delivery risks; this supports direction, not the modeled global share.
   - Evidence informing forecast-year allocation inputs; displayed values and growth are calculated: CT replacement is a stated major-checkpoint investment priority, subject to funding and delivery risks; this supports direction, not the modeled global share.
3. Holdstow Baggage Screening Equipment
   - The solicitation specifies CT explosive-detection equipment for hold baggage; its intended award and installation dates do not establish completed events.
4. The Transportation Security Administration adds IONSCAN 600 Explosives Trace Detector to Qualified ETD Technology on the Air Cargo Screening Technology List
   - Smiths Detection identifies IONSCAN xx.xx as an IMS product and describes baggage-screening use. The announcement's cargo qualification does not establish universal baggage-procurement eligibility.
5. Tracer 1000 ETD
   - 1st Detect markets TRACER xx.xx as a mass-spectrometry explosive trace detector and identifies passenger and baggage screening as airport applications.
6. X-Ray Diffraction: Introducing a new era in threat detection
   - CEA-Leti's July xx.xx 2024 account identifies the marketed Smiths Detection SDX xx.xx XDi airport baggage scanner as using X-ray diffraction. It establishes commercial introduction, not a particular airport's authorization or purchase.
7. Bottle Liquid Scanner for Sale from China
   - Securina describes microwave-based liquid detection and positions its SA1000 offering for airport security and customs. The page establishes supplier positioning rather than local authorization.
   - Evidence informing base-year allocation inputs; displayed values and growth are calculated: Positions microwave-based liquid-screening products for airports and customs. Supports commercial classification only; prices, authorization and purchasing weights remain assumptions. ([securinadetection.com](https://www.securinadetection.com/Bottle-Liquid-Scanner-Manufacturer-China.html))
   - Evidence informing forecast-year allocation inputs; displayed values and growth are calculated: Positions microwave-based liquid-screening products for airports and customs. Supports commercial classification only; prices, authorization and purchasing weights remain assumptions. ([securinadetection.com](https://www.securinadetection.com/Bottle-Liquid-Scanner-Manufacturer-China.html))

8. Quick, Accurate Threat-Detection Scanner for Liquid, Aerosol, and Gels Eases and Secures Air Travel Worldwide

   · Battelle describes the LS10 liquid scanner as combining radio-frequency and ultrasonic capabilities in one product, supporting a complete multimodal offering rather than separate substitute instruments.

   · Evidence informing base-year allocation inputs; displayed values and growth are calculated: Identifies LS10 as a complete commercial liquid scanner combining RF and ultrasonic capabilities, supporting nonduplicative complete-product attribution. ([battelle.org](https://www.battelle.org/insights/case-studies/case-study-details/quick-accurate-threat-detection-scanner-for-liquid-aerosol-and-gels-eases-and-secures-air-travel-worldwide))

   · Evidence informing forecast-year allocation inputs; displayed values and growth are calculated: Identifies LS10 as a complete commercial liquid scanner combining RF and ultrasonic capabilities, supporting nonduplicative complete-product attribution. ([battelle.org](https://www.battelle.org/insights/case-studies/case-study-details/quick-accurate-threat-detection-scanner-for-liquid-aerosol-and-gels-eases-and-secures-air-travel-worldwide))

9. Liquids scanner for airport security

   · UC Davis's February xx.xx 2011 account describes an airport magnetic-resonance development contract and licensing relationships. That historical record does not establish a current supported airport offering.

   · Evidence informing base-year allocation inputs; displayed values and growth are calculated: The February xx.xx 2011 account establishes a development contract and licensing relationship. Its development allocation is excluded from 2025 receipts and does not establish a surviving commercial cohort. ([ucdavis.edu](https://www.ucdavis.edu/news/liquids-scanner-airport-security))

   · Evidence informing forecast-year allocation inputs; displayed values and growth are calculated: The February xx.xx 2011 account establishes a development contract and licensing relationship. Its development allocation is excluded from 2025 receipts and does not establish a surviving commercial cohort. ([ucdavis.edu](https://www.ucdavis.edu/news/liquids-scanner-airport-security))

10. Smart Security Guidance Document - Cabin Baggage Screening (2019)

    · Taxonomy evidence: The guidance distinguishes single-view, dual/multiview, and computed-tomography equipment, while treating detection algorithms as equipment intelligence rather than separate imaging modalities. Its 2019 maturity observations are historical. ([store.aci.aero](https://store.aci.aero/wp-content/uploads/2019/xx.xx/Smart-Security-Cabin-Baggage-Screening_2019.pdf?_cldee=AjxdtOqtLf7W_ZF84_jihyK3eMUGWY7tCnaqBNxE1JbGVj5__s_TKT3exxYt_KCo&esid=2a8c150d-5c6f-4b7d-b5fc-e9fbe332494e&recipientid=lead-dc237e2665ccec11a7b5000d3a848411-c9ddf21e8a604678b0bdcf85d521a454))

11. House Report 119-173 - Department of Homeland Security Appropriations Bill, 2026

    · Evidence informing the 2030 market-value input; displayed series and growth include calculations: The aging installed fleet supports replacement demand, but does not establish the forecast's realization dates or annual purchasing rate. ([govinfo.gov](https://www.govinfo.gov/content/pkg/CRPT-119hrpt173/html/CRPT-119hrpt173.htm))

12. GAO-24-106573 - DHS Annual Assessment: Most Programs Are Meeting Current Goals, but Some Continue to Face Cost and Schedule Challenges

    · Evidence informing the 2026 market-value input; displayed series and growth include calculations: Reports plans for xx.xx checkpoint systems and xx.xx increment-one deployments by September 2023; supports an incomplete replacement cycle rather than universal CT adoption. ([gao.gov](https://www.gao.gov/assets/gao-xx.xx-xx.xx.pdf))

13. Global Airport Passenger Traffic Reaches Record 9.8 Billion in 2025, Airports Council International World reports

    · Evidence informing the 2026 market-value input; displayed series and growth include calculations: Reports cooling passenger-growth momentum in 2026, supporting moderation of traffic-driven equipment expansion despite continuing replacement demand. ([aci.aero](https://aci.aero/2026/xx.xx/xx.xx/global-airport-passenger-traffic-reaches-record-xx.xx-xx.xx-billion-in-2025-airports-council-international-world-reports/))

14. Smiths Group PLC - Full Year Results for the 12 Months Ended 31 July 2025
    - Evidence informing the 2024 market-value input; displayed series and growth include calculations: Discloses aviation original-equipment revenue of xx.xx and aftermarket revenue of xx.xx for FY2024; supplies historical cycle proxies. ([www-live.smiths.com](https://www-live.smiths.com/media/snqpxwkd/smiths-group-plc-annual-results-2025-press-release.pdf))
    - Evidence informing the 2027 market-value input; displayed series and growth include calculations: Reports approximately xx.xx cumulative CTiX sales and continuing aviation upgrade demand; supports replacement activity, not an observed global forecast. ([www-live.smiths.com](https://www-live.smiths.com/media/snqpxwkd/smiths-group-plc-annual-results-2025-press-release.pdf))
    - Evidence informing base-year allocation inputs; displayed values and growth are calculated: Reports approximately xx.xx cumulative CTiX sales and continuing aviation upgrade demand; cumulative sales constrain commercial scale but are not annual global shipments. ([www-live.smiths.com](https://www-live.smiths.com/media/snqpxwkd/smiths-group-plc-annual-results-2025-press-release.pdf))
    - Evidence informing forecast-year allocation inputs; displayed values and growth are calculated: Reports approximately xx.xx cumulative CTiX sales and continuing aviation upgrade demand; cumulative sales constrain commercial scale but are not annual global shipments. ([www-live.smiths.com](https://www-live.smiths.com/media/snqpxwkd/smiths-group-plc-annual-results-2025-press-release.pdf))
    - Evidence informing base-year allocation inputs; displayed values and growth are calculated: Reports four operating XDi units as of July 2025 and pending regulatory certification, constraining the small XRD cohort and qualifying aggressive commercialization assumptions.
    - Evidence informing forecast-year allocation inputs; displayed values and growth are calculated: Reports four operating XDi units as of July 2025 and pending regulatory certification, constraining the small XRD cohort and qualifying aggressive commercialization assumptions.
15. Smiths Group PLC - Annual Report & Accounts FY2023
    - Evidence informing the 2022 market-value input; displayed series and growth include calculations: Reports FY2022 aviation original-equipment revenue of xx.xx, used as a dimensionless historical capital-cycle proxy. ([www-live.smiths.com](https://www-live.smiths.com/media/phjp1j44/smiths-annual-report-2023.pdf))
    - Evidence informing the 2023 market-value input; displayed series and growth include calculations: Reports FY2023 aviation original-equipment revenue of xx.xx and aftermarket revenue of xx.xx; supports the modeled recovery direction. ([www-live.smiths.com](https://www-live.smiths.com/media/phjp1j44/smiths-annual-report-2023.pdf))
16. Smiths Group PLC - Annual Report FY2022
    - Evidence informing the 2021 market-value input; displayed series and growth include calculations: Reports FY2021 aviation revenue of xx.xx, providing a historical purchasing-cycle reference rather than a global observation. ([www-live.smiths.com](https://www-live.smiths.com/media/xjvdpblr/smiths-annual-report-2022-report.pdf))
    - Evidence informing the 2022 market-value input; displayed series and growth include calculations: Reports FY2022 aviation revenue of xx.xx and continued weakness in aviation original equipment; supports a delayed capital-spending trough. ([www-live.smiths.com](https://www-live.smiths.com/media/xjvdpblr/smiths-annual-report-2022-report.pdf))

17. Smiths Group PLC - Annual Results for the Year Ended 31 July 2019

    · Evidence informing the 2018 market-value input; displayed series and growth include calculations: Reports FY2018 aviation revenue of xx.xx, supplying the historical comparison underlying the backcast. ([smiths.com](https://www.smiths.com/media/u4wla1bw/smiths-group-plc-annual-results-2019-press-release.pdf))

    · Evidence informing the 2019 market-value input; displayed series and growth include calculations: Reports FY2019 aviation revenue of xx.xx and customer delivery deferrals, qualifying a traffic-only growth model. ([smiths.com](https://www.smiths.com/media/u4wla1bw/smiths-group-plc-annual-results-2019-press-release.pdf))

    · Evidence informing the 2020 market-value input; displayed series and growth include calculations: Identifies deliveries deferred into FY2020; supports the possibility of backlog-supported spending despite a contemporaneous traffic shock, not the exact modeled growth rate. ([smiths.com](https://www.smiths.com/media/u4wla1bw/smiths-group-plc-annual-results-2019-press-release.pdf))

18. ACI World - The High-Wire Balancing Act: Global Air Transport Demand in 2018 and 2019

    · Evidence informing the 2017 market-value input; displayed series and growth include calculations: Reports xx.xx airport passengers and xx.xx% growth in 2018; the growth observation informs the 2017 backcast bridge. ([blog.aci.aero](https://blog.aci.aero/airport-economics/the-high-wire-balancing-act-global-air-transport-demand-in-2018-and-2019/))

    · Evidence informing the 2018 market-value input; displayed series and growth include calculations: Provides the observed 2018 traffic-growth reference, not an equipment-market growth observation. ([blog.aci.aero](https://blog.aci.aero/airport-economics/the-high-wire-balancing-act-global-air-transport-demand-in-2018-and-2019/))

19. ICAO A42-WP/556 - State of the Industry and Outlook for Airport Traffic, Presented by ACI

    · Evidence informing the 2020 market-value input; displayed series and growth include calculations: Records the collapse from xx.xx airport passengers in 2019 to xx.xx in 2020; constrains the shock and funding-risk interpretation. ([icao.int](https://www.icao.int/sites/default/files/Meetings/a42/Documents/WP/wp_556_en.pdf))

    · Evidence informing the 2021 market-value input; displayed series and growth include calculations: Reports xx.xx airport passengers in 2021, supporting a prolonged funding and activity shock. ([icao.int](https://www.icao.int/sites/default/files/Meetings/a42/Documents/WP/wp_556_en.pdf))

    · Evidence informing the 2023 market-value input; displayed series and growth include calculations: Reports xx.xx airport passengers in 2023; traffic recovery is distinguished from equipment purchasing. ([icao.int](https://www.icao.int/sites/default/files/Meetings/a42/Documents/WP/wp_556_en.pdf))

    · Evidence informing the 2024 market-value input; displayed series and growth include calculations: Reports xx.xx airport passengers in 2024, providing a demand recovery cross-check. ([icao.int](https://www.icao.int/sites/default/files/Meetings/a42/Documents/WP/wp_556_en.pdf))

20. Port of Seattle - Baggage Handling System Optimization

    · Evidence informing the 2029 market-value input; displayed series and growth include calculations: Seattle plans to consolidate six baggage-screening systems, increase supported passenger capacity, and reduce screening-machine demand. Supports integration spending without one-for-one detector growth. ([portseattle.org](https://www.portseattle.org/projects/baggage-handling-system-optimization))

    · Evidence informing the 2032 market-value input; displayed series and growth include calculations: The consolidation example constrains equipment-volume assumptions; its whole baggage-handling project value is excluded from market sizing. ([portseattle.org](https://www.portseattle.org/projects/baggage-handling-system-optimization))

    · Evidence informing the 2040 market-value input; displayed series and growth include calculations: Provides a commercial counterexample to extrapolating passenger growth directly into machine counts throughout the long-range forecast. ([portseattle.org](https://www.portseattle.org/projects/baggage-handling-system-optimization))

21. Smiths Group PLC - Half Year Results for the Six Months Ended 31 January 2026
    - Evidence informing the 2026 market-value input; displayed series and growth include calculations: Reports xx.xx% organic growth for Smiths Detection in HY2026, with aviation checkpoint upgrades contributing. Supports a positive 2026 nowcast, not a directly observed global growth rate. ([www-live.smiths.com](https://www-live.smiths.com/media/villk35h/smiths-hy26-results-press-release.pdf))
22. Smiths Detection - Service
    - Evidence informing base-year allocation inputs; displayed values and growth are calculated: Describes inclusive labor-and-parts contracts and manufacturer support, supporting nonduplicative lifecycle attribution to projection equipment, not a verified xx.xx% fee. ([smithsdetection.com](https://www.smithsdetection.com/service/))
    - Evidence informing forecast-year allocation inputs; displayed values and growth are calculated: Describes inclusive labor-and-parts contracts and manufacturer support, supporting nonduplicative lifecycle attribution to projection equipment, not a verified xx.xx% fee. ([smithsdetection.com](https://www.smithsdetection.com/service/))
    - Evidence informing base-year allocation inputs; displayed values and growth are calculated: Supports the existence of manufacturer lifecycle offerings; broad service-footprint counts are not used as CT revenue weights.
    - Evidence informing forecast-year allocation inputs; displayed values and growth are calculated: Supports the existence of manufacturer lifecycle offerings; broad service-footprint counts are not used as CT revenue weights.
    - Evidence informing base-year allocation inputs; displayed values and growth are calculated: Supports commercial maintenance, refurbishment and parts offerings for portable equipment without establishing baggage-specific service receipts.
    - Evidence informing forecast-year allocation inputs; displayed values and growth are calculated: Supports commercial maintenance, refurbishment and parts offerings for portable equipment without establishing baggage-specific service receipts.
23. ECAC CEP Public Equipment List - Explosive Detection Systems, Update 18 April 2025
    - Evidence informing base-year allocation inputs; displayed values and growth are calculated: The April xx.xx 2025 list retains XRD xx.xx supporting the legacy commercial-category premise but not the assumed installed cohort or sales volume. ([ecac-ceac.org](https://www.ecac-ceac.org/images/activities/security/ECAC-CEP-EDS-equipment_public_list_update_20250418.pdf))
    - Evidence informing forecast-year allocation inputs; displayed values and growth are calculated: The April xx.xx 2025 list retains XRD xx.xx supporting the legacy commercial-category premise but not the assumed installed cohort or sales volume. ([ecac-ceac.org](https://www.ecac-ceac.org/images/activities/security/ECAC-CEP-EDS-equipment_public_list_update_20250418.pdf))
24. Partners - HALO X-ray Technologies Ltd
    - Evidence informing base-year allocation inputs; displayed values and growth are calculated: Named airport pilots and approximately USD xx.xx and USD xx.xx development programs establish commercialization activity and program scale, not realized annual XRD equipment revenue. ([haloxray.com](https://www.haloxray.com/partners))
    - Evidence informing forecast-year allocation inputs; displayed values and growth are calculated: Named airport pilots and approximately USD xx.xx and USD xx.xx development programs establish commercialization activity and program scale, not realized annual XRD equipment revenue. ([haloxray.com](https://www.haloxray.com/partners))

25. Explosives Trace Detectors (ETDs): Market Survey Report, November 2021

- Evidence informing base-year allocation inputs; displayed values and growth are calculated: Historical IONSCAN xx.xx list-price configurations around USD xx.xx-xx.xx constrain the IMS price class; they do not establish 2025 purchasing volumes or realizations. ([dhs.gov](https://dhs.gov/sites/default/files/2021-xx.xx/SAVER_Explosives%20Trace%20Detectors%20MSR_08Nov2021_Final-xx.xx.pdf))
- Evidence informing forecast-year allocation inputs; displayed values and growth are calculated: Historical IONSCAN xx.xx list-price configurations around USD xx.xx-xx.xx constrain the IMS price class; they do not establish 2025 purchasing volumes or realizations. ([dhs.gov](https://dhs.gov/sites/default/files/2021-xx.xx/SAVER_Explosives%20Trace%20Detectors%20MSR_08Nov2021_Final-xx.xx.pdf))
- Evidence informing base-year allocation inputs; displayed values and growth are calculated: The Fido X4 historical USD xx.xx list-price benchmark supports the explicit nominal-price bridge; baggage attribution and unit mix remain modeled.
- Evidence informing forecast-year allocation inputs; displayed values and growth are calculated: The Fido X4 historical USD xx.xx list-price benchmark supports the explicit nominal-price bridge; baggage attribution and unit mix remain modeled.

26. Astrotech Corporation - Form 10-K for the Fiscal Year Ended June 30, 2025

- Evidence informing base-year allocation inputs; displayed values and growth are calculated: Discloses FY2025 product and service revenue, xx.xx deployment locations, and a six-unit USD xx.xx order. These provide a price comparator and supplier-scale check, not baggage-only revenue. ([sec.gov](https://www.sec.gov/Archives/edgar/data/xx.xx/xx.xx/astc20250630_10k.htm))
- Evidence informing forecast-year allocation inputs; displayed values and growth are calculated: Discloses FY2025 product and service revenue, xx.xx deployment locations, and a six-unit USD xx.xx order. These provide a price comparator and supplier-scale check, not baggage-only revenue. ([sec.gov](https://www.sec.gov/Archives/edgar/data/xx.xx/xx.xx/astc20250630_10k.htm))

27. Astrotech Corporation - Form 10-K for the Fiscal Year Ended June 30, 2026

- Evidence informing base-year allocation inputs; displayed values and growth are calculated: Reports eight TRACER units sold in FY2025 versus three in FY2026, identifies grant-related revenue within FY2025 product revenue, and describes a potential subsidiary sale. These constrain MS attribution and forecast optimism. ([sec.gov](https://www.sec.gov/Archives/edgar/data/xx.xx/xx.xx/astc20260630_10k.htm))
- Evidence informing forecast-year allocation inputs; displayed values and growth are calculated: Reports eight TRACER units sold in FY2025 versus three in FY2026, identifies grant-related revenue within FY2025 product revenue, and describes a potential subsidiary sale. These constrain MS attribution and forecast optimism. ([sec.gov](https://www.sec.gov/Archives/edgar/data/xx.xx/xx.xx/astc20260630_10k.htm))

28. ECAC CEP Public Equipment List - Liquid Explosive Detection Systems, Update 10 July 2025

- Evidence informing base-year allocation inputs; displayed values and growth are calculated: The July xx.xx 2025 list includes One Resonance Sensors MobiLab BLS. This supports retained listed status for a named product, not active supply, paid installed stock or observed receipts. ([ecac-ceac.org](https://www.ecac-ceac.org/images/activities/security/ECAC-CEP-LEDS%20equipment%20public%20list-update%xx.xx-xx.xx-rev1.pdf))
- Evidence informing forecast-year allocation inputs; displayed values and growth are calculated: The July xx.xx 2025 list includes One Resonance Sensors MobiLab BLS. This supports retained listed status for a named product, not active supply, paid installed stock or observed receipts. ([ecac-ceac.org](https://www.ecac-ceac.org/images/activities/security/ECAC-CEP-LEDS%20equipment%20public%20list-update%xx.xx-xx.xx-rev1.pdf))

29. MobiLab BLS Bottled Liquid Scanner Endorsed By European Civil Aviation Conference

- Evidence informing base-year allocation inputs; displayed values and growth are calculated: The company's May xx.xx 2014 announcement identifies MobiLab BLS as an NMR-based airport liquid scanner and states that orders were being accepted. Establishes historical commercial offering, not 2025 deliveries. ([prnewswire.com](https://www.prnewswire.com/news-releases/mobilab-bls-bottled-liquid-scanner-endorsed-by-european-civil-aviation-conference-xx.xx.html))
- Evidence informing forecast-year allocation inputs; displayed values and growth are calculated: The company's May xx.xx 2014 announcement identifies MobiLab BLS as an NMR-based airport liquid scanner and states that orders were being accepted. Establishes historical commercial offering, not 2025 deliveries. ([prnewswire.com](https://www.prnewswire.com/news-releases/mobilab-bls-bottled-liquid-scanner-endorsed-by-european-civil-aviation-conference-xx.xx.html))

30. SafePointe BLS Powered by ORS - Bottled Liquid Explosives Detection Solution

- Evidence informing base-year allocation inputs; displayed values and growth are calculated: The branded supplier brochure documents an ORS-powered bottled-liquid product channel. Its availability does not establish current orders or support continuity; it supports only the legacy-channel modeling premise. ([uploads-ssl.webflow.com](https://uploads-ssl.webflow.com/608330bcae48962bf6d7ff37/6149f80be6c30d34b5e3debe_BLS-Flyer-Compressed.pdf))
- Evidence informing forecast-year allocation inputs; displayed values and growth are calculated: The branded supplier brochure documents an ORS-powered bottled-liquid product channel. Its availability does not establish current orders or support continuity; it supports only the legacy-channel modeling premise. ([uploads-ssl.webflow.com](https://uploads-ssl.webflow.com/608330bcae48962bf6d7ff37/6149f80be6c30d34b5e3debe_BLS-Flyer-Compressed.pdf))

31. Florida Division of Corporations - One Resonance Sensors, LLC, Entity Detail

- Evidence informing base-year allocation inputs; displayed values and growth are calculated: The official registry records One Resonance Sensors, LLC as inactive following administrative dissolution on September xx.xx 2019. This counterevidence constrains continuity assumptions but does not prove zero surviving product support. ([search.sunbiz.org](https://search.sunbiz.org/Inquiry/CorporationSearch/SearchResultDetail?aggregateId=flal-l11000122986-c57f60b3-690d-4c87-836a-9aeb045075e8&directionType=CurrentList&inquirytype=EntityName&listNameOrder=ONERESONANCESENSORS+L110001229860&searchNameOrder=ONERESONANCESENSORS+L110001229860&searchTerm=ONE+RED+AMPERSAND+LLC))
- Evidence informing forecast-year allocation inputs; displayed values and growth are calculated: The official registry records One Resonance Sensors, LLC as inactive following administrative dissolution on September xx.xx 2019. This counterevidence constrains continuity assumptions but does not prove zero surviving product support. ([search.sunbiz.org](https://search.sunbiz.org/Inquiry/CorporationSearch/SearchResultDetail?aggregateId=flal-l11000122986-c57f60b3-690d-4c87-836a-9aeb045075e8&directionType=CurrentList&inquirytype=EntityName&listNameOrder=ONERESONANCESENSORS+L110001229860&searchNameOrder=ONERESONANCESENSORS+L110001229860&searchTerm=ONE+RED+AMPERSAND+LLC))

32. Explosive Detection - Teledyne FLIR Defense

- Evidence informing base-year allocation inputs; displayed values and growth are calculated: Lists offered Fido X-series products and service support, supporting commercial offering continuity only, not airport-specific eligibility or sales weights. ([flir.com](https://www.flir.com/threat-detection/explosives/))
- Evidence informing forecast-year allocation inputs; displayed values and growth are calculated: Lists offered Fido X-series products and service support, supporting commercial offering continuity only, not airport-specific eligibility or sales weights. ([flir.com](https://www.flir.com/threat-detection/explosives/))

33. Scintrex Trace E3500 Explosive Trace Detection Unit - SecurityPro USA

- Evidence informing base-year allocation inputs; displayed values and growth are calculated: The distributor offers E3500 chemiluminescence equipment and identifies customs/border applications. Supports a commercial category lead, not measured airport purchasing or the assumed price. ([securityprousa.com](https://www.securityprousa.com/collections/explosive-detection/products/scintrex-trace-e3500-explosive-trace-detection-unit))
- Evidence informing forecast-year allocation inputs; displayed values and growth are calculated: The distributor offers E3500 chemiluminescence equipment and identifies customs/border applications. Supports a commercial category lead, not measured airport purchasing or the assumed price. ([securityprousa.com](https://www.securityprousa.com/collections/explosive-detection/products/scintrex-trace-e3500-explosive-trace-detection-unit))

34. Portable Explosive Detector - Trace Detector EVD-3000+

- Evidence informing base-year allocation inputs; displayed values and growth are calculated: The distributor offers EVD-xx.xx+ thermo-redox equipment. Supports offered-product classification, not airport authorization, purchasing volume or the modeled realization. ([securityprousa.com](https://www.securityprousa.com/products/scintrex-trace-evd-xx.xx-portable-trace-detection-unit))
- Evidence informing forecast-year allocation inputs; displayed values and growth are calculated: The distributor offers EVD-xx.xx+ thermo-redox equipment. Supports offered-product classification, not airport authorization, purchasing volume or the modeled realization. ([securityprousa.com](https://www.securityprousa.com/products/scintrex-trace-evd-xx.xx-portable-trace-detection-unit))

35. CATSA's Purchase Order Terms and Conditions

- Evidence informing base-year allocation inputs; displayed values and growth are calculated: Contract terms constrain maintenance, parts and consumables escalation, qualifying unrestricted aftermarket pricing assumptions in the projection lifecycle model. ([catsa-acsta.gc.ca](https://www.catsa-acsta.gc.ca/en/publications/catsa-s-purchase-order-terms-and-conditions))
- Evidence informing forecast-year allocation inputs; displayed values and growth are calculated: Contract terms constrain maintenance, parts and consumables escalation, qualifying unrestricted aftermarket pricing assumptions in the projection lifecycle model. ([catsa-acsta.gc.ca](https://www.catsa-acsta.gc.ca/en/publications/catsa-s-purchase-order-terms-and-conditions))
- Evidence informing base-year allocation inputs; displayed values and growth are calculated: Contractual price limits constrain the pricing premise, but do not verify CT-specific global support receipts.
- Evidence informing forecast-year allocation inputs; displayed values and growth are calculated: Contractual price limits constrain the pricing premise, but do not verify CT-specific global support receipts.
- Evidence informing base-year allocation inputs; displayed values and growth are calculated: Maintenance and consumable escalation limits qualify the trace-platform pricing assumption rather than establishing the modeled IMS share.
- Evidence informing forecast-year allocation inputs; displayed values and growth are calculated: Maintenance and consumable escalation limits qualify the trace-platform pricing assumption rather than establishing the modeled IMS share.

8.1. X-Ray Computed Tomography

Table 73. Global Airport Baggage Screening Systems Market Size, by X-Ray Computed Tomography, by Region, 2017-2040 (USD Million)

Region	2017	2024	2025	2026	2027	2032	2040	CAGR (%)
Africa	xx.xx	xx.xx	xx.xx	xx.xx	xx.xx	xx.xx	xx.xx	xx.xx
Asia-Pacific	xx.xx	xx.xx	xx.xx	xx.xx	xx.xx	xx.xx	xx.xx	xx.xx
Europe	xx.xx	xx.xx	xx.xx	xx.xx	xx.xx	xx.xx	xx.xx	xx.xx
Latin America	xx.xx	xx.xx	xx.xx	xx.xx	xx.xx	xx.xx	xx.xx	xx.xx
Middle East	xx.xx	xx.xx	xx.xx	xx.xx	xx.xx	xx.xx	xx.xx	xx.xx
North America	xx.xx	xx.xx	xx.xx	xx.xx	xx.xx	xx.xx	xx.xx	xx.xx
Total	**xx.xx**	**xx.xx**	**xx.xx**	**xx.xx**	**xx.xx**	**xx.xx**	**xx.xx**	**xx.xx**

Table 74. Global Airport Baggage Screening Systems Market Size, by X-Ray Computed Tomography, by Group, 2017-2040 (USD Million)

Group	2017	2024	2025	2026	2027	2032	2040	CAGR (%)
ASEAN	xx.xx	xx.xx	xx.xx	xx.xx	xx.xx	xx.xx	xx.xx	xx.xx
BRICS	xx.xx	xx.xx	xx.xx	xx.xx	xx.xx	xx.xx	xx.xx	xx.xx
European Union	xx.xx	xx.xx	xx.xx	xx.xx	xx.xx	xx.xx	xx.xx	xx.xx
G7	xx.xx	xx.xx	xx.xx	xx.xx	xx.xx	xx.xx	xx.xx	xx.xx
GCC	xx.xx	xx.xx	xx.xx	xx.xx	xx.xx	xx.xx	xx.xx	xx.xx
NATO	xx.xx	xx.xx	xx.xx	xx.xx	xx.xx	xx.xx	xx.xx	xx.xx

Table 75. Global Airport Baggage Screening Systems Market Size, by X-Ray Computed Tomography, by Country, 2017-2040 (USD Million)

Country	2017	2024	2025	2026	2027	2032	2040	CAGR (%)
Australia	xx.xx	xx.xx	xx.xx	xx.xx	xx.xx	xx.xx	xx.xx	xx.xx
Brazil	xx.xx	xx.xx	xx.xx	xx.xx	xx.xx	xx.xx	xx.xx	xx.xx
Canada	xx.xx	xx.xx	xx.xx	xx.xx	xx.xx	xx.xx	xx.xx	xx.xx
China	xx.xx	xx.xx	xx.xx	xx.xx	xx.xx	xx.xx	xx.xx	xx.xx
France	xx.xx	xx.xx	xx.xx	xx.xx	xx.xx	xx.xx	xx.xx	xx.xx
Germany	xx.xx	xx.xx	xx.xx	xx.xx	xx.xx	xx.xx	xx.xx	xx.xx
India	xx.xx	xx.xx	xx.xx	xx.xx	xx.xx	xx.xx	xx.xx	xx.xx
Italy	xx.xx	xx.xx	xx.xx	xx.xx	xx.xx	xx.xx	xx.xx	xx.xx
Japan	xx.xx	xx.xx	xx.xx	xx.xx	xx.xx	xx.xx	xx.xx	xx.xx
Mexico	xx.xx	xx.xx	xx.xx	xx.xx	xx.xx	xx.xx	xx.xx	xx.xx
Russia	xx.xx	xx.xx	xx.xx	xx.xx	xx.xx	xx.xx	xx.xx	xx.xx
South Korea	xx.xx	xx.xx	xx.xx	xx.xx	xx.xx	xx.xx	xx.xx	xx.xx
Spain	xx.xx	xx.xx	xx.xx	xx.xx	xx.xx	xx.xx	xx.xx	xx.xx
United Kingdom	xx.xx	xx.xx	xx.xx	xx.xx	xx.xx	xx.xx	xx.xx	xx.xx
United States	xx.xx	xx.xx	xx.xx	xx.xx	xx.xx	xx.xx	xx.xx	xx.xx
Others	xx.xx	xx.xx	xx.xx	xx.xx	xx.xx	xx.xx	xx.xx	xx.xx
Total	**xx.xx**	**xx.xx**	**xx.xx**	**xx.xx**	**xx.xx**	**xx.xx**	**xx.xx**	**xx.xx**

Sources & Evidence

1. GETS - Civil Aviation Authority - Holdstow Baggage Screening Equipment, RFx 33811330

   · Taxonomy evidence: The March xx.xx 2026 RFP explicitly seeks CT explosive-detection systems for hold baggage, independently linking the purchased platform and baggage context. ([gets.govt.nz](https://www.gets.govt.nz/CAA/ExternalTenderDetails.htm?id=xx.xx))

2. CATSA Corporate Plan 2025-26 to 2029-30 Summary - Financial Overview

   · Taxonomy evidence: CT X-rays are separately identified in the pre-board equipment replacement program, establishing a commercial purchasing distinction from projection equipment. ([catsa-acsta.gc.ca](https://www.catsa-acsta.gc.ca/en/publications/corporate-plan-2025-xx.xx-2029-xx.xx/financial-overview))

   · Evidence informing base-year allocation inputs; displayed values and growth are calculated: CT replacement is a stated major-checkpoint investment priority, subject to funding and delivery risks; this supports direction, not the modeled global share.

   · Evidence informing forecast-year allocation inputs; displayed values and growth are calculated: CT replacement is a stated major-checkpoint investment priority, subject to funding and delivery risks; this supports direction, not the modeled global share.

3. House Report 119-173 - Department of Homeland Security Appropriations Bill, 2026
   · Evidence informing the 2030 market-value input; displayed series and growth include calculations: The aging installed fleet supports replacement demand, but does not establish the forecast's realization dates or annual purchasing rate. ([govinfo.gov](https://www.govinfo.gov/content/pkg/CRPT-119hrpt173/html/CRPT-119hrpt173.htm))
4. GAO-24-106573 - DHS Annual Assessment: Most Programs Are Meeting Current Goals, but Some Continue to Face Cost and Schedule Challenges
   · Evidence informing the 2026 market-value input; displayed series and growth include calculations: Reports plans for xx.xx checkpoint systems and xx.xx increment-one deployments by September 2023; supports an incomplete replacement cycle rather than universal CT adoption. ([gao.gov](https://www.gao.gov/assets/gao-xx.xx-xx.xx.pdf))
5. Global Airport Passenger Traffic Reaches Record 9.8 Billion in 2025, Airports Council International World reports
   · Evidence informing the 2026 market-value input; displayed series and growth include calculations: Reports cooling passenger-growth momentum in 2026, supporting moderation of traffic-driven equipment expansion despite continuing replacement demand. ([aci.aero](https://aci.aero/2026/xx.xx/xx.xx/global-airport-passenger-traffic-reaches-record-xx.xx-xx.xx-billion-in-2025-airports-council-international-world-reports/))
   · Evidence informing base-year allocation inputs; displayed values and growth are calculated: Full-year 2025 traffic weakness qualifies the mature-market expansion assumption.
   · Evidence informing forecast-year allocation inputs; displayed values and growth are calculated: Full-year 2025 traffic weakness qualifies the mature-market expansion assumption.
   · Evidence informing base-year allocation inputs; displayed values and growth are calculated: Full-year growth provides a regional direction check, not an equipment-share observation.
   · Evidence informing forecast-year allocation inputs; displayed values and growth are calculated: Full-year growth provides a regional direction check, not an equipment-share observation.
   · Evidence informing base-year allocation inputs; displayed values and growth are calculated: Full-year traffic growth constrains the regional demand premise.
   · Evidence informing forecast-year allocation inputs; displayed values and growth are calculated: Full-year traffic growth constrains the regional demand premise.
   · Evidence informing forecast-year allocation inputs; displayed values and growth are calculated: The reported first-half 2026 decline of xx.xx% constrains the recovery scenario.
   · Evidence informing base-year allocation inputs; displayed values and growth are calculated: Reported 2025 growth provides a demand-direction check; procurement intensity remains assumed.
   · Evidence informing forecast-year allocation inputs; displayed values and growth are calculated: Reported 2025 growth provides a demand-direction check; procurement intensity remains assumed.
   · Evidence informing base-year allocation inputs; displayed values and growth are calculated: Reported traffic momentum supports differentiated demand, not the final modeled forecast share.
   · Evidence informing forecast-year allocation inputs; displayed values and growth are calculated: Reported traffic momentum supports differentiated demand, not the final modeled forecast share.

6. Smiths Group PLC - Full Year Results for the 12 Months Ended 31 July 2025
   · Evidence informing the 2024 market-value input; displayed series and growth include calculations: Discloses aviation original-equipment revenue of xx.xx and aftermarket revenue of xx.xx for FY2024; supplies historical cycle proxies. ([www-live.smiths.com](https://www-live.smiths.com/media/snqpxwkd/smiths-group-plc-annual-results-2025-press-release.pdf))
   · Evidence informing the 2027 market-value input; displayed series and growth include calculations: Reports approximately xx.xx cumulative CTiX sales and continuing aviation upgrade demand; supports replacement activity, not an observed global forecast. ([www-live.smiths.com](https://www-live.smiths.com/media/snqpxwkd/smiths-group-plc-annual-results-2025-press-release.pdf))
   · Evidence informing base-year allocation inputs; displayed values and growth are calculated: Reports approximately xx.xx cumulative CTiX sales and continuing aviation upgrade demand; cumulative sales constrain commercial scale but are not annual global shipments. ([www-live.smiths.com](https://www-live.smiths.com/media/snqpxwkd/smiths-group-plc-annual-results-2025-press-release.pdf))
   · Evidence informing forecast-year allocation inputs; displayed values and growth are calculated: Reports approximately xx.xx cumulative CTiX sales and continuing aviation upgrade demand; cumulative sales constrain commercial scale but are not annual global shipments. ([www-live.smiths.com](https://www-live.smiths.com/media/snqpxwkd/smiths-group-plc-annual-results-2025-press-release.pdf))
7. Smiths Group PLC - Annual Report & Accounts FY2023
   · Evidence informing the 2022 market-value input; displayed series and growth include calculations: Reports FY2022 aviation original-equipment revenue of xx.xx, used as a dimensionless historical capital-cycle proxy. ([www-live.smiths.com](https://www-live.smiths.com/media/phjp1j44/smiths-annual-report-2023.pdf))
   · Evidence informing the 2023 market-value input; displayed series and growth include calculations: Reports FY2023 aviation original-equipment revenue of xx.xx and aftermarket revenue of xx.xx; supports the modeled recovery direction. ([www-live.smiths.com](https://www-live.smiths.com/media/phjp1j44/smiths-annual-report-2023.pdf))
8. Smiths Group PLC - Annual Report FY2022
   · Evidence informing the 2021 market-value input; displayed series and growth include calculations: Reports FY2021 aviation revenue of xx.xx, providing a historical purchasing-cycle reference rather than a global observation. ([www-live.smiths.com](https://www-live.smiths.com/media/xjvdpblr/smiths-annual-report-2022-report.pdf))
   · Evidence informing the 2022 market-value input; displayed series and growth include calculations: Reports FY2022 aviation revenue of xx.xx and continued weakness in aviation original equipment; supports a delayed capital-spending trough. ([www-live.smiths.com](https://www-live.smiths.com/media/xjvdpblr/smiths-annual-report-2022-report.pdf))
9. Smiths Group PLC - Annual Results for the Year Ended 31 July 2019
   · Evidence informing the 2018 market-value input; displayed series and growth include calculations: Reports FY2018 aviation revenue of xx.xx, supplying the historical comparison underlying the backcast. ([smiths.com](https://www.smiths.com/media/u4wla1bw/smiths-group-plc-annual-results-2019-press-release.pdf))
   · Evidence informing the 2019 market-value input; displayed series and growth include calculations: Reports FY2019 aviation revenue of xx.xx and customer delivery deferrals, qualifying a traffic-only growth model. ([smiths.com](https://www.smiths.com/media/u4wla1bw/smiths-group-plc-annual-results-2019-press-release.pdf))
   · Evidence informing the 2020 market-value input; displayed series and growth include calculations: Identifies deliveries deferred into FY2020; supports the possibility of backlog-supported spending despite a contemporaneous traffic shock, not the exact modeled growth rate. ([smiths.com](https://www.smiths.com/media/u4wla1bw/smiths-group-plc-annual-results-2019-press-release.pdf))

10. ACI World - The High-Wire Balancing Act: Global Air Transport Demand in 2018 and 2019
    - Evidence informing the 2017 market-value input; displayed series and growth include calculations: Reports xx.xx airport passengers and xx.xx% growth in 2018; the growth observation informs the 2017 backcast bridge. ([blog.aci.aero](https://blog.aci.aero/airport-economics/the-high-wire-balancing-act-global-air-transport-demand-in-2018-and-2019/))
    - Evidence informing the 2018 market-value input; displayed series and growth include calculations: Provides the observed 2018 traffic-growth reference, not an equipment-market growth observation. ([blog.aci.aero](https://blog.aci.aero/airport-economics/the-high-wire-balancing-act-global-air-transport-demand-in-2018-and-2019/))
11. ICAO A42-WP/556 - State of the Industry and Outlook for Airport Traffic, Presented by ACI
    - Evidence informing the 2020 market-value input; displayed series and growth include calculations: Records the collapse from xx.xx airport passengers in 2019 to xx.xx in 2020; constrains the shock and funding-risk interpretation. ([icao.int](https://www.icao.int/sites/default/files/Meetings/a42/Documents/WP/wp_556_en.pdf))
    - Evidence informing the 2021 market-value input; displayed series and growth include calculations: Reports xx.xx airport passengers in 2021, supporting a prolonged funding and activity shock. ([icao.int](https://www.icao.int/sites/default/files/Meetings/a42/Documents/WP/wp_556_en.pdf))
    - Evidence informing the 2023 market-value input; displayed series and growth include calculations: Reports xx.xx airport passengers in 2023; traffic recovery is distinguished from equipment purchasing. ([icao.int](https://www.icao.int/sites/default/files/Meetings/a42/Documents/WP/wp_556_en.pdf))
    - Evidence informing the 2024 market-value input; displayed series and growth include calculations: Reports xx.xx airport passengers in 2024, providing a demand recovery cross-check. ([icao.int](https://www.icao.int/sites/default/files/Meetings/a42/Documents/WP/wp_556_en.pdf))
12. Port of Seattle - Baggage Handling System Optimization
    - Evidence informing the 2029 market-value input; displayed series and growth include calculations: Seattle plans to consolidate six baggage-screening systems, increase supported passenger capacity, and reduce screening-machine demand. Supports integration spending without one-for-one detector growth. ([portseattle.org](https://www.portseattle.org/projects/baggage-handling-system-optimization))
    - Evidence informing the 2032 market-value input; displayed series and growth include calculations: The consolidation example constrains equipment-volume assumptions; its whole baggage-handling project value is excluded from market sizing. ([portseattle.org](https://www.portseattle.org/projects/baggage-handling-system-optimization))
    - Evidence informing the 2040 market-value input; displayed series and growth include calculations: Provides a commercial counterexample to extrapolating passenger growth directly into machine counts throughout the long-range forecast. ([portseattle.org](https://www.portseattle.org/projects/baggage-handling-system-optimization))
13. Smiths Group PLC - Half Year Results for the Six Months Ended 31 January 2026
    - Evidence informing the 2026 market-value input; displayed series and growth include calculations: Reports xx.xx% organic growth for Smiths Detection in HY2026, with aviation checkpoint upgrades contributing. Supports a positive 2026 nowcast, not a directly observed global growth rate. ([www-live.smiths.com](https://www-live.smiths.com/media/villk35h/smiths-hy26-results-press-release.pdf))

14. ACI World - Biannual global air travel demand update, 30 September 2025
    - Evidence informing base-year allocation inputs; displayed values and growth are calculated: Regional traffic-scale input; geographic rebasing and spending intensities are modeled.
    - Evidence informing forecast-year allocation inputs; displayed values and growth are calculated: Regional traffic-scale input; geographic rebasing and spending intensities are modeled.
    - Evidence informing base-year allocation inputs; displayed values and growth are calculated: Regional traffic-scale input; Mexico is reassigned to its captured North American parent.
    - Evidence informing forecast-year allocation inputs; displayed values and growth are calculated: Regional traffic-scale input; Mexico is reassigned to its captured North American parent.
    - Evidence informing base-year allocation inputs; displayed values and growth are calculated: Regional traffic-scale input; source membership differs from the captured hierarchy.
    - Evidence informing forecast-year allocation inputs; displayed values and growth are calculated: Regional traffic-scale input; source membership differs from the captured hierarchy.
    - Evidence informing base-year allocation inputs; displayed values and growth are calculated: Regional traffic-scale input before the modeled Turkey and Israel bridge.
    - Evidence informing forecast-year allocation inputs; displayed values and growth are calculated: Regional traffic-scale input before the modeled Turkey and Israel bridge.
    - Evidence informing base-year allocation inputs; displayed values and growth are calculated: The xx.xx-million 2025 traffic estimate constrains the regional demand proxy, not equipment spending.
    - Evidence informing forecast-year allocation inputs; displayed values and growth are calculated: The xx.xx-million 2025 traffic estimate constrains the regional demand proxy, not equipment spending.
    - Evidence informing base-year allocation inputs; displayed values and growth are calculated: The xx.xx-billion 2025 traffic estimate constrains regional scale; forecast purchasing convergence is assumed.
    - Evidence informing forecast-year allocation inputs; displayed values and growth are calculated: The xx.xx-billion 2025 traffic estimate constrains regional scale; forecast purchasing convergence is assumed.
15. CATSA - 2025 Annual Report, Management's Discussion and Analysis
    - Evidence informing base-year allocation inputs; displayed values and growth are calculated: C$xx.xx EDS capital expenditure constrains the Canadian expenditure calibration; baggage attribution is modeled.
    - Evidence informing forecast-year allocation inputs; displayed values and growth are calculated: C$xx.xx EDS capital expenditure constrains the Canadian expenditure calibration; baggage attribution is modeled.
    - Evidence informing base-year allocation inputs; displayed values and growth are calculated: Buyer-spending calibration supports a premium regional equipment/support intensity, not an observed regional share.
    - Evidence informing forecast-year allocation inputs; displayed values and growth are calculated: Buyer-spending calibration supports a premium regional equipment/support intensity, not an observed regional share.
16. Leidos - Leidos wins TSA logistics contract, 23 January 2025
    - Evidence informing base-year allocation inputs; displayed values and growth are calculated: The eight-year, USD xx.xx maximum sustainment award covers xx.xx units at over xx.xx locations; scope and realization adjustments are modeled.
    - Evidence informing forecast-year allocation inputs; displayed values and growth are calculated: The eight-year, USD xx.xx maximum sustainment award covers xx.xx units at over xx.xx locations; scope and realization adjustments are modeled.
    - Evidence informing base-year allocation inputs; displayed values and growth are calculated: Supports recurring-support scale and manufacturer-coordination constraints, not unrestricted service access.
    - Evidence informing forecast-year allocation inputs; displayed values and growth are calculated: Supports recurring-support scale and manufacturer-coordination constraints, not unrestricted service access.

17. ACI-LAC - Air Traffic in Latin America and the Caribbean Maintains Growth Trajectory with a 5% Increase in 2025
    - Evidence informing base-year allocation inputs; displayed values and growth are calculated: Brazil's xx.xx-million airport-traffic aggregate constrains its demand scale; equipment intensity remains modeled.
    - Evidence informing forecast-year allocation inputs; displayed values and growth are calculated: Brazil's xx.xx-million airport-traffic aggregate constrains its demand scale; equipment intensity remains modeled.
    - Evidence informing base-year allocation inputs; displayed values and growth are calculated: Regional traffic evidence constrains the common country model while leaving uncatalogued activity.
    - Evidence informing forecast-year allocation inputs; displayed values and growth are calculated: Regional traffic evidence constrains the common country model while leaving uncatalogued activity.
18. Eurostat - Air passenger transport statistics, December 2025, Table 1: 2024 country traffic
    - Evidence informing base-year allocation inputs; displayed values and growth are calculated: Traffic primitive.
    - Evidence informing forecast-year allocation inputs; displayed values and growth are calculated: Traffic primitive.
19. Eurostat - Air passenger transport: data by month
    - Evidence informing base-year allocation inputs; displayed values and growth are calculated: Interim country changes inform assumed 2025 bridges; domestic endpoint and expenditure adjustments remain modeled.
    - Evidence informing forecast-year allocation inputs; displayed values and growth are calculated: Interim country changes inform assumed 2025 bridges; domestic endpoint and expenditure adjustments remain modeled.
20. ACI EUROPE - 2025 all about traffic resilience as Europe's airports welcomed an additional 100 million passengers
    - Evidence informing base-year allocation inputs; displayed values and growth are calculated: Country growth heterogeneity constrains the shared European purchasing model.
    - Evidence informing forecast-year allocation inputs; displayed values and growth are calculated: Country growth heterogeneity constrains the shared European purchasing model.
    - Evidence informing base-year allocation inputs; displayed values and growth are calculated: Published Russian weakness constrains, rather than validates, its working scale.
    - Evidence informing forecast-year allocation inputs; displayed values and growth are calculated: Published Russian weakness constrains, rather than validates, its working scale.
    - Evidence informing base-year allocation inputs; displayed values and growth are calculated: Annual growth input to the 2025 bridge.
    - Evidence informing forecast-year allocation inputs; displayed values and growth are calculated: Annual growth input to the 2025 bridge.
21. UK Civil Aviation Authority - UK aviation officially breaks records with over 300m passenger journeys in 2025
    - Evidence informing base-year allocation inputs; displayed values and growth are calculated: The xx.xx-million UK-and-Crown-Dependency headline constrains the modeled UK country traffic bridge.
    - Evidence informing forecast-year allocation inputs; displayed values and growth are calculated: The xx.xx-million UK-and-Crown-Dependency headline constrains the modeled UK country traffic bridge.
22. Fraport - AI for Monitoring Aviation Security, 22 January 2026
    - Evidence informing base-year allocation inputs; displayed values and growth are calculated: Over xx.xx CT scanners and approximately EUR xx.xx cumulative checkpoint investment support a premium installed-mix premise, not annual national revenue.
    - Evidence informing forecast-year allocation inputs; displayed values and growth are calculated: Over xx.xx CT scanners and approximately EUR xx.xx cumulative checkpoint investment support a premium installed-mix premise, not annual national revenue.
    - Evidence informing base-year allocation inputs; displayed values and growth are calculated: Quantified national deployment provides an independent test of heterogeneous European modernization.
    - Evidence informing forecast-year allocation inputs; displayed values and growth are calculated: Quantified national deployment provides an independent test of heterogeneous European modernization.

23. ECAC - Common Evaluation Process of security equipment
    - Evidence informing base-year allocation inputs; displayed values and growth are calculated: Evaluation is not national approval; no uniform cross-country market-access premium is assumed.
    - Evidence informing forecast-year allocation inputs; displayed values and growth are calculated: Evaluation is not national approval; no uniform cross-country market-access premium is assumed.
24. DHMİ - Havayolunda Cumhuriyet Tarihinin Rekoru, 9 January 2026
    - Evidence informing base-year allocation inputs; displayed values and growth are calculated: Supports the traffic rebasing into the captured Middle Eastern parent.
    - Evidence informing forecast-year allocation inputs; displayed values and growth are calculated: Supports the traffic rebasing into the captured Middle Eastern parent.
25. Smiths Detection - DAEP checkpoint screening contract for Dubai International Airport, 7 May 2025
    - Evidence informing base-year allocation inputs; displayed values and growth are calculated: Purchaser-specific award evidence supports a bounded premium-mix premise, not a GCC-wide allocation.
    - Evidence informing forecast-year allocation inputs; displayed values and growth are calculated: Purchaser-specific award evidence supports a bounded premium-mix premise, not a GCC-wide allocation.
26. Airports Company South Africa - Airport statistics
    - Evidence informing base-year allocation inputs; displayed values and growth are calculated: Provides an operating-network commercial anchor for the regional installed-base premise.
    - Evidence informing forecast-year allocation inputs; displayed values and growth are calculated: Provides an operating-network commercial anchor for the regional installed-base premise.
27. CAAC - 2025 Civil Aviation Industry Development Statistical Bulletin, 17 April 2026
    - Evidence informing base-year allocation inputs; displayed values and growth are calculated: Reports xx.xx mainland airport movements and xx.xx transport airports in 2025; the Hong Kong/Macao extension is modeled.
    - Evidence informing forecast-year allocation inputs; displayed values and growth are calculated: Reports xx.xx mainland airport movements and xx.xx transport airports in 2025; the Hong Kong/Macao extension is modeled.
    - Evidence informing base-year allocation inputs; displayed values and growth are calculated: Large-market traffic and airport-network scale constrain the regional demand model.
    - Evidence informing forecast-year allocation inputs; displayed values and growth are calculated: Large-market traffic and airport-network scale constrain the regional demand model.
28. Sydney Airport - Traffic and Operational Performance Q4 2025
    - Evidence informing base-year allocation inputs; displayed values and growth are calculated: Sydney's xx.xx-million traffic and staged xx.xx-lane/six-of-seven-lane deployment constrain national scale and modernization assumptions.
    - Evidence informing forecast-year allocation inputs; displayed values and growth are calculated: Sydney's xx.xx-million traffic and staged xx.xx-lane/six-of-seven-lane deployment constrain national scale and modernization assumptions.
    - Evidence informing base-year allocation inputs; displayed values and growth are calculated: Quantified staged deployment supports regional heterogeneity, not a common modernization timetable.
    - Evidence informing forecast-year allocation inputs; displayed values and growth are calculated: Quantified staged deployment supports regional heterogeneity, not a common modernization timetable.
29. U.S. Senator Michael Bennet - SAFEGUARDS Act announcement, 23 July 2025
    - Evidence informing base-year allocation inputs; displayed values and growth are calculated: The xx.xx-airport and xx.xx-lane national footprint constrains minimum network support; proposed funding is not counted as realized revenue.
    - Evidence informing forecast-year allocation inputs; displayed values and growth are calculated: The xx.xx-airport and xx.xx-lane national footprint constrains minimum network support; proposed funding is not counted as realized revenue.

30. Smiths Detection - Service
    - Evidence informing base-year allocation inputs; displayed values and growth are calculated: Supports the existence of manufacturer lifecycle offerings; broad service-footprint counts are not used as CT revenue weights.
    - Evidence informing forecast-year allocation inputs; displayed values and growth are calculated: Supports the existence of manufacturer lifecycle offerings; broad service-footprint counts are not used as CT revenue weights.
31. CATSA's Purchase Order Terms and Conditions
    - Evidence informing base-year allocation inputs; displayed values and growth are calculated: Contractual price limits constrain the pricing premise, but do not verify CT-specific global support receipts.
    - Evidence informing forecast-year allocation inputs; displayed values and growth are calculated: Contractual price limits constrain the pricing premise, but do not verify CT-specific global support receipts.

8.2. Projection X-Ray Imaging

Table 76. Global Airport Baggage Screening Systems Market, by Projection X-Ray Imaging growth contribution, 2025-2032

Category	2025 value (USD Million)	2032 value (USD Million)	Added value (USD Million)	2025 share (%)	2032 share (%)	Change (pp)	Growth share (%)	CAGR (%)
Multiview X-Ray Imaging	xx.xx	xx.xx	xx.xx	xx.xx	xx.xx	xx.xx	N/A	xx.xx
Single-View X-Ray Imaging	xx.xx	xx.xx	xx.xx	xx.xx	xx.xx	xx.xx	N/A	xx.xx
Scope total	**xx.xx**	**xx.xx**	**xx.xx**	**xx.xx**	**xx.xx**	**xx.xx**	**N/A**	**xx.xx**

Table 77. Global Airport Baggage Screening Systems Market Size, by Projection X-Ray Imaging, by Region, 2017-2040 (USD Million)

Region	2017	2024	2025	2026	2027	2032	2040	CAGR (%)
Africa	xx.xx	xx.xx	xx.xx	xx.xx	xx.xx	xx.xx	xx.xx	xx.xx
Asia-Pacific	xx.xx	xx.xx	xx.xx	xx.xx	xx.xx	xx.xx	xx.xx	xx.xx
Europe	xx.xx	xx.xx	xx.xx	xx.xx	xx.xx	xx.xx	xx.xx	xx.xx
Latin America	xx.xx	xx.xx	xx.xx	xx.xx	xx.xx	xx.xx	xx.xx	xx.xx
Middle East	xx.xx	xx.xx	xx.xx	xx.xx	xx.xx	xx.xx	xx.xx	xx.xx
North America	xx.xx	xx.xx	xx.xx	xx.xx	xx.xx	xx.xx	xx.xx	xx.xx
Total	**xx.xx**	**xx.xx**	**xx.xx**	**xx.xx**	**xx.xx**	**xx.xx**	**xx.xx**	**xx.xx**

Table 78. Global Airport Baggage Screening Systems Market Size, by Projection X-Ray Imaging, by Group, 2017-2040 (USD Million)

Group	2017	2024	2025	2026	2027	2032	2040	CAGR (%)
ASEAN	xx.xx	xx.xx	xx.xx	xx.xx	xx.xx	xx.xx	xx.xx	xx.xx
BRICS	xx.xx	xx.xx	xx.xx	xx.xx	xx.xx	xx.xx	xx.xx	xx.xx
European Union	xx.xx	xx.xx	xx.xx	xx.xx	xx.xx	xx.xx	xx.xx	xx.xx
G7	xx.xx	xx.xx	xx.xx	xx.xx	xx.xx	xx.xx	xx.xx	xx.xx
GCC	xx.xx	xx.xx	xx.xx	xx.xx	xx.xx	xx.xx	xx.xx	xx.xx
NATO	xx.xx	xx.xx	xx.xx	xx.xx	xx.xx	xx.xx	xx.xx	xx.xx

Table 79. Global Airport Baggage Screening Systems Market Size, by Projection X-Ray Imaging, by Country, 2017-2040 (USD Million)

Country	2017	2024	2025	2026	2027	2032	2040	CAGR (%)
Australia	xx.xx	xx.xx	xx.xx	xx.xx	xx.xx	xx.xx	xx.xx	xx.xx
Brazil	xx.xx	xx.xx	xx.xx	xx.xx	xx.xx	xx.xx	xx.xx	xx.xx
Canada	xx.xx	xx.xx	xx.xx	xx.xx	xx.xx	xx.xx	xx.xx	xx.xx
China	xx.xx	xx.xx	xx.xx	xx.xx	xx.xx	xx.xx	xx.xx	xx.xx
France	xx.xx	xx.xx	xx.xx	xx.xx	xx.xx	xx.xx	xx.xx	xx.xx
Germany	xx.xx	xx.xx	xx.xx	xx.xx	xx.xx	xx.xx	xx.xx	xx.xx
India	xx.xx	xx.xx	xx.xx	xx.xx	xx.xx	xx.xx	xx.xx	xx.xx
Italy	xx.xx	xx.xx	xx.xx	xx.xx	xx.xx	xx.xx	xx.xx	xx.xx
Japan	xx.xx	xx.xx	xx.xx	xx.xx	xx.xx	xx.xx	xx.xx	xx.xx
Mexico	xx.xx	xx.xx	xx.xx	xx.xx	xx.xx	xx.xx	xx.xx	xx.xx
Russia	xx.xx	xx.xx	xx.xx	xx.xx	xx.xx	xx.xx	xx.xx	xx.xx
South Korea	xx.xx	xx.xx	xx.xx	xx.xx	xx.xx	xx.xx	xx.xx	xx.xx
Spain	xx.xx	xx.xx	xx.xx	xx.xx	xx.xx	xx.xx	xx.xx	xx.xx
United Kingdom	xx.xx	xx.xx	xx.xx	xx.xx	xx.xx	xx.xx	xx.xx	xx.xx
United States	xx.xx	xx.xx	xx.xx	xx.xx	xx.xx	xx.xx	xx.xx	xx.xx
Others	xx.xx	xx.xx	xx.xx	xx.xx	xx.xx	xx.xx	xx.xx	xx.xx
Total	**xx.xx**	**xx.xx**	**xx.xx**	**xx.xx**	**xx.xx**	**xx.xx**	**xx.xx**	**xx.xx**

Sources & Evidence

1. CATSA Corporate Plan 2025-26 to 2029-30 Summary - Financial Overview

   · Taxonomy evidence: The capital plan distinguishes existing single-view and multiview X-ray equipment from CT replacement, providing demand-side support for a projection-imaging family. ([catsa-acsta.gc.ca](https://www.catsa-acsta.gc.ca/en/publications/corporate-plan-2025-xx.xx-2029-xx.xx/financial-overview))

   · Evidence informing base-year allocation inputs; displayed values and growth are calculated: CATSA distinguishes major-checkpoint CT replacement from single-view-to-multiview replacement elsewhere, supporting application-specific projection demand and forecast assumptions. It also discloses capital funding subject to reprofile approval. ([catsa-acsta.gc.ca](https://www.catsa-acsta.gc.ca/en/publications/corporate-plan-2025-xx.xx-2029-xx.xx/financial-overview))

   · Evidence informing forecast-year allocation inputs; displayed values and growth are calculated: CATSA distinguishes major-checkpoint CT replacement from single-view-to-multiview replacement elsewhere, supporting application-specific projection demand and forecast assumptions. It also discloses capital funding subject to reprofile approval. ([catsa-acsta.gc.ca](https://www.catsa-acsta.gc.ca/en/publications/corporate-plan-2025-xx.xx-2029-xx.xx/financial-overview))

   · Evidence informing base-year allocation inputs; displayed values and growth are calculated: Identifies single-view equipment as a replacement population, supporting the modeled displacement mechanism rather than an observed global share.

   · Evidence informing forecast-year allocation inputs; displayed values and growth are calculated: Identifies single-view equipment as a replacement population, supporting the modeled displacement mechanism rather than an observed global share.

   · Evidence informing base-year allocation inputs; displayed values and growth are calculated: Multiview remains a planned purchasing destination at non-passenger checkpoints and Class xx.xx airports, qualifying universal CT substitution.

   · Evidence informing forecast-year allocation inputs; displayed values and growth are calculated: Multiview remains a planned purchasing destination at non-passenger checkpoints and Class xx.xx airports, qualifying universal CT substitution.

2. Smart Security Guidance Document - Cabin Baggage Screening (2019)

   · Taxonomy evidence: Single- and multiview equipment produce projection views, whereas CT is described separately as tomographic imaging. This supports the projection-versus-CT classification rule. ([store.aci.aero](https://store.aci.aero/wp-content/uploads/2019/xx.xx/Smart-Security-Cabin-Baggage-Screening_2019.pdf?_cldee=AjxdtOqtLf7W_ZF84_jihyK3eMUGWY7tCnaqBNxE1JbGVj5__s_TKT3exxYt_KCo&esid=2a8c150d-5c6f-4b7d-b5fc-e9fbe332494e&recipientid=lead-dc237e2665ccec11a7b5000d3a848411-c9ddf21e8a604678b0bdcf85d521a454))

3. House Report 119-173 - Department of Homeland Security Appropriations Bill, 2026

   · Evidence informing the 2030 market-value input; displayed series and growth include calculations: The aging installed fleet supports replacement demand, but does not establish the forecast's realization dates or annual purchasing rate. ([govinfo.gov](https://www.govinfo.gov/content/pkg/CRPT-119hrpt173/html/CRPT-119hrpt173.htm))

4. GAO-24-106573 - DHS Annual Assessment: Most Programs Are Meeting Current Goals, but Some Continue to Face Cost and Schedule Challenges

   · Evidence informing the 2026 market-value input; displayed series and growth include calculations: Reports plans for xx.xx checkpoint systems and xx.xx increment-one deployments by September 2023; supports an incomplete replacement cycle rather than universal CT adoption. ([gao.gov](https://www.gao.gov/assets/gao-xx.xx-xx.xx.pdf))

5. Global Airport Passenger Traffic Reaches Record 9.8 Billion in 2025, Airports Council International World reports
   - Evidence informing the 2026 market-value input; displayed series and growth include calculations: Reports cooling passenger-growth momentum in 2026, supporting moderation of traffic-driven equipment expansion despite continuing replacement demand. ([aci.aero](https://aci.aero/2026/xx.xx/xx.xx/global-airport-passenger-traffic-reaches-record-xx.xx-xx.xx-billion-in-2025-airports-council-international-world-reports/))
   - Evidence informing base-year allocation inputs; displayed values and growth are calculated: Full-year 2025 traffic weakness qualifies the mature-market expansion assumption.
   - Evidence informing forecast-year allocation inputs; displayed values and growth are calculated: Full-year 2025 traffic weakness qualifies the mature-market expansion assumption.
   - Evidence informing base-year allocation inputs; displayed values and growth are calculated: Full-year growth provides a regional direction check, not an equipment-share observation.
   - Evidence informing forecast-year allocation inputs; displayed values and growth are calculated: Full-year growth provides a regional direction check, not an equipment-share observation.
   - Evidence informing base-year allocation inputs; displayed values and growth are calculated: Full-year traffic growth constrains the regional demand premise.
   - Evidence informing forecast-year allocation inputs; displayed values and growth are calculated: Full-year traffic growth constrains the regional demand premise.
   - Evidence informing forecast-year allocation inputs; displayed values and growth are calculated: The reported first-half 2026 decline of xx.xx% constrains the recovery scenario.
   - Evidence informing base-year allocation inputs; displayed values and growth are calculated: Reported 2025 growth provides a demand-direction check; procurement intensity remains assumed.
   - Evidence informing forecast-year allocation inputs; displayed values and growth are calculated: Reported 2025 growth provides a demand-direction check; procurement intensity remains assumed.
   - Evidence informing base-year allocation inputs; displayed values and growth are calculated: Reported traffic momentum supports differentiated demand, not the final modeled forecast share.
   - Evidence informing forecast-year allocation inputs; displayed values and growth are calculated: Reported traffic momentum supports differentiated demand, not the final modeled forecast share.
6. Smiths Group PLC - Full Year Results for the 12 Months Ended 31 July 2025
   - Evidence informing the 2024 market-value input; displayed series and growth include calculations: Discloses aviation original-equipment revenue of xx.xx and aftermarket revenue of xx.xx for FY2024; supplies historical cycle proxies. ([www-live.smiths.com](https://www-live.smiths.com/media/snqpxwkd/smiths-group-plc-annual-results-2025-press-release.pdf))
   - Evidence informing the 2027 market-value input; displayed series and growth include calculations: Reports approximately xx.xx cumulative CTiX sales and continuing aviation upgrade demand; supports replacement activity, not an observed global forecast. ([www-live.smiths.com](https://www-live.smiths.com/media/snqpxwkd/smiths-group-plc-annual-results-2025-press-release.pdf))
7. Smiths Group PLC - Annual Report & Accounts FY2023
   - Evidence informing the 2022 market-value input; displayed series and growth include calculations: Reports FY2022 aviation original-equipment revenue of xx.xx, used as a dimensionless historical capital-cycle proxy. ([www-live.smiths.com](https://www-live.smiths.com/media/phjp1j44/smiths-annual-report-2023.pdf))
   - Evidence informing the 2023 market-value input; displayed series and growth include calculations: Reports FY2023 aviation original-equipment revenue of xx.xx and aftermarket revenue of xx.xx; supports the modeled recovery direction. ([www-live.smiths.com](https://www-live.smiths.com/media/phjp1j44/smiths-annual-report-2023.pdf))

8. Smiths Group PLC - Annual Report FY2022
   - Evidence informing the 2021 market-value input; displayed series and growth include calculations: Reports FY2021 aviation revenue of xx.xx, providing a historical purchasing-cycle reference rather than a global observation. ([www-live.smiths.com](https://www-live.smiths.com/media/xjvdpblr/smiths-annual-report-2022-report.pdf))
   - Evidence informing the 2022 market-value input; displayed series and growth include calculations: Reports FY2022 aviation revenue of xx.xx and continued weakness in aviation original equipment; supports a delayed capital-spending trough. ([www-live.smiths.com](https://www-live.smiths.com/media/xjvdpblr/smiths-annual-report-2022-report.pdf))
9. Smiths Group PLC - Annual Results for the Year Ended 31 July 2019
   - Evidence informing the 2018 market-value input; displayed series and growth include calculations: Reports FY2018 aviation revenue of xx.xx, supplying the historical comparison underlying the backcast. ([smiths.com](https://www.smiths.com/media/u4wla1bw/smiths-group-plc-annual-results-2019-press-release.pdf))
   - Evidence informing the 2019 market-value input; displayed series and growth include calculations: Reports FY2019 aviation revenue of xx.xx and customer delivery deferrals, qualifying a traffic-only growth model. ([smiths.com](https://www.smiths.com/media/u4wla1bw/smiths-group-plc-annual-results-2019-press-release.pdf))
   - Evidence informing the 2020 market-value input; displayed series and growth include calculations: Identifies deliveries deferred into FY2020; supports the possibility of backlog-supported spending despite a contemporaneous traffic shock, not the exact modeled growth rate. ([smiths.com](https://www.smiths.com/media/u4wla1bw/smiths-group-plc-annual-results-2019-press-release.pdf))
10. ACI World - The High-Wire Balancing Act: Global Air Transport Demand in 2018 and 2019
    - Evidence informing the 2017 market-value input; displayed series and growth include calculations: Reports xx.xx airport passengers and xx.xx% growth in 2018; the growth observation informs the 2017 backcast bridge. ([blog.aci.aero](https://blog.aci.aero/airport-economics/the-high-wire-balancing-act-global-air-transport-demand-in-2018-and-2019/))
    - Evidence informing the 2018 market-value input; displayed series and growth include calculations: Provides the observed 2018 traffic-growth reference, not an equipment-market growth observation. ([blog.aci.aero](https://blog.aci.aero/airport-economics/the-high-wire-balancing-act-global-air-transport-demand-in-2018-and-2019/))
11. ICAO A42-WP/556 - State of the Industry and Outlook for Airport Traffic, Presented by ACI
    - Evidence informing the 2020 market-value input; displayed series and growth include calculations: Records the collapse from xx.xx airport passengers in 2019 to xx.xx in 2020; constrains the shock and funding-risk interpretation. ([icao.int](https://www.icao.int/sites/default/files/Meetings/a42/Documents/WP/wp_556_en.pdf))
    - Evidence informing the 2021 market-value input; displayed series and growth include calculations: Reports xx.xx airport passengers in 2021, supporting a prolonged funding and activity shock. ([icao.int](https://www.icao.int/sites/default/files/Meetings/a42/Documents/WP/wp_556_en.pdf))
    - Evidence informing the 2023 market-value input; displayed series and growth include calculations: Reports xx.xx airport passengers in 2023; traffic recovery is distinguished from equipment purchasing. ([icao.int](https://www.icao.int/sites/default/files/Meetings/a42/Documents/WP/wp_556_en.pdf))
    - Evidence informing the 2024 market-value input; displayed series and growth include calculations: Reports xx.xx airport passengers in 2024, providing a demand recovery cross-check. ([icao.int](https://www.icao.int/sites/default/files/Meetings/a42/Documents/WP/wp_556_en.pdf))

12. Port of Seattle - Baggage Handling System Optimization
    - Evidence informing the 2029 market-value input; displayed series and growth include calculations: Seattle plans to consolidate six baggage-screening systems, increase supported passenger capacity, and reduce screening-machine demand. Supports integration spending without one-for-one detector growth. ([portseattle.org](https://www.portseattle.org/projects/baggage-handling-system-optimization))
    - Evidence informing the 2032 market-value input; displayed series and growth include calculations: The consolidation example constrains equipment-volume assumptions; its whole baggage-handling project value is excluded from market sizing. ([portseattle.org](https://www.portseattle.org/projects/baggage-handling-system-optimization))
    - Evidence informing the 2040 market-value input; displayed series and growth include calculations: Provides a commercial counterexample to extrapolating passenger growth directly into machine counts throughout the long-range forecast. ([portseattle.org](https://www.portseattle.org/projects/baggage-handling-system-optimization))
13. Smiths Group PLC - Half Year Results for the Six Months Ended 31 January 2026
    - Evidence informing the 2026 market-value input; displayed series and growth include calculations: Reports xx.xx% organic growth for Smiths Detection in HY2026, with aviation checkpoint upgrades contributing. Supports a positive 2026 nowcast, not a directly observed global growth rate. ([www-live.smiths.com](https://www-live.smiths.com/media/villk35h/smiths-hy26-results-press-release.pdf))
14. ACI World - Biannual global air travel demand update, 30 September 2025
    - Evidence informing base-year allocation inputs; displayed values and growth are calculated: Regional traffic-scale input; geographic rebasing and spending intensities are modeled.
    - Evidence informing forecast-year allocation inputs; displayed values and growth are calculated: Regional traffic-scale input; geographic rebasing and spending intensities are modeled.
    - Evidence informing base-year allocation inputs; displayed values and growth are calculated: Regional traffic-scale input; Mexico is reassigned to its captured North American parent.
    - Evidence informing forecast-year allocation inputs; displayed values and growth are calculated: Regional traffic-scale input; Mexico is reassigned to its captured North American parent.
    - Evidence informing base-year allocation inputs; displayed values and growth are calculated: Regional traffic-scale input; source membership differs from the captured hierarchy.
    - Evidence informing forecast-year allocation inputs; displayed values and growth are calculated: Regional traffic-scale input; source membership differs from the captured hierarchy.
    - Evidence informing base-year allocation inputs; displayed values and growth are calculated: Regional traffic-scale input before the modeled Turkey and Israel bridge.
    - Evidence informing forecast-year allocation inputs; displayed values and growth are calculated: Regional traffic-scale input before the modeled Turkey and Israel bridge.
    - Evidence informing base-year allocation inputs; displayed values and growth are calculated: The xx.xx-million 2025 traffic estimate constrains the regional demand proxy, not equipment spending.
    - Evidence informing forecast-year allocation inputs; displayed values and growth are calculated: The xx.xx-million 2025 traffic estimate constrains the regional demand proxy, not equipment spending.
    - Evidence informing base-year allocation inputs; displayed values and growth are calculated: The xx.xx-billion 2025 traffic estimate constrains regional scale; forecast purchasing convergence is assumed.
    - Evidence informing forecast-year allocation inputs; displayed values and growth are calculated: The xx.xx-billion 2025 traffic estimate constrains regional scale; forecast purchasing convergence is assumed.

15. CATSA - 2025 Annual Report, Management's Discussion and Analysis
    - Evidence informing base-year allocation inputs; displayed values and growth are calculated: C$xx.xx EDS capital expenditure constrains the Canadian expenditure calibration; baggage attribution is modeled.
    - Evidence informing forecast-year allocation inputs; displayed values and growth are calculated: C$xx.xx EDS capital expenditure constrains the Canadian expenditure calibration; baggage attribution is modeled.
    - Evidence informing base-year allocation inputs; displayed values and growth are calculated: Buyer-spending calibration supports a premium regional equipment/support intensity, not an observed regional share.
    - Evidence informing forecast-year allocation inputs; displayed values and growth are calculated: Buyer-spending calibration supports a premium regional equipment/support intensity, not an observed regional share.
16. Leidos - Leidos wins TSA logistics contract, 23 January 2025
    - Evidence informing base-year allocation inputs; displayed values and growth are calculated: The eight-year, USD xx.xx maximum sustainment award covers xx.xx units at over xx.xx locations; scope and realization adjustments are modeled.
    - Evidence informing forecast-year allocation inputs; displayed values and growth are calculated: The eight-year, USD xx.xx maximum sustainment award covers xx.xx units at over xx.xx locations; scope and realization adjustments are modeled.
    - Evidence informing base-year allocation inputs; displayed values and growth are calculated: Supports recurring-support scale and manufacturer-coordination constraints, not unrestricted service access.
    - Evidence informing forecast-year allocation inputs; displayed values and growth are calculated: Supports recurring-support scale and manufacturer-coordination constraints, not unrestricted service access.
17. ACI-LAC - Air Traffic in Latin America and the Caribbean Maintains Growth Trajectory with a 5% Increase in 2025
    - Evidence informing base-year allocation inputs; displayed values and growth are calculated: Brazil's xx.xx-million airport-traffic aggregate constrains its demand scale; equipment intensity remains modeled.
    - Evidence informing forecast-year allocation inputs; displayed values and growth are calculated: Brazil's xx.xx-million airport-traffic aggregate constrains its demand scale; equipment intensity remains modeled.
    - Evidence informing base-year allocation inputs; displayed values and growth are calculated: Regional traffic evidence constrains the common country model while leaving uncatalogued activity.
    - Evidence informing forecast-year allocation inputs; displayed values and growth are calculated: Regional traffic evidence constrains the common country model while leaving uncatalogued activity.
18. Eurostat - Air passenger transport statistics, December 2025, Table 1: 2024 country traffic
    - Evidence informing base-year allocation inputs; displayed values and growth are calculated: Traffic primitive.
    - Evidence informing forecast-year allocation inputs; displayed values and growth are calculated: Traffic primitive.
19. Eurostat - Air passenger transport: data by month
    - Evidence informing base-year allocation inputs; displayed values and growth are calculated: Interim country changes inform assumed 2025 bridges; domestic endpoint and expenditure adjustments remain modeled.
    - Evidence informing forecast-year allocation inputs; displayed values and growth are calculated: Interim country changes inform assumed 2025 bridges; domestic endpoint and expenditure adjustments remain modeled.

20. ACI EUROPE - 2025 all about traffic resilience as Europe's airports welcomed an additional 100 million passengers
    - Evidence informing base-year allocation inputs; displayed values and growth are calculated: Country growth heterogeneity constrains the shared European purchasing model.
    - Evidence informing forecast-year allocation inputs; displayed values and growth are calculated: Country growth heterogeneity constrains the shared European purchasing model.
    - Evidence informing base-year allocation inputs; displayed values and growth are calculated: Published Russian weakness constrains, rather than validates, its working scale.
    - Evidence informing forecast-year allocation inputs; displayed values and growth are calculated: Published Russian weakness constrains, rather than validates, its working scale.
    - Evidence informing base-year allocation inputs; displayed values and growth are calculated: Annual growth input to the 2025 bridge.
    - Evidence informing forecast-year allocation inputs; displayed values and growth are calculated: Annual growth input to the 2025 bridge.
21. UK Civil Aviation Authority - UK aviation officially breaks records with over 300m passenger journeys in 2025
    - Evidence informing base-year allocation inputs; displayed values and growth are calculated: The xx.xx-million UK-and-Crown-Dependency headline constrains the modeled UK country traffic bridge.
    - Evidence informing forecast-year allocation inputs; displayed values and growth are calculated: The xx.xx-million UK-and-Crown-Dependency headline constrains the modeled UK country traffic bridge.
22. Fraport - AI for Monitoring Aviation Security, 22 January 2026
    - Evidence informing base-year allocation inputs; displayed values and growth are calculated: Over xx.xx CT scanners and approximately EUR xx.xx cumulative checkpoint investment support a premium installed-mix premise, not annual national revenue.
    - Evidence informing forecast-year allocation inputs; displayed values and growth are calculated: Over xx.xx CT scanners and approximately EUR xx.xx cumulative checkpoint investment support a premium installed-mix premise, not annual national revenue.
    - Evidence informing base-year allocation inputs; displayed values and growth are calculated: Quantified national deployment provides an independent test of heterogeneous European modernization.
    - Evidence informing forecast-year allocation inputs; displayed values and growth are calculated: Quantified national deployment provides an independent test of heterogeneous European modernization.
23. ECAC - Common Evaluation Process of security equipment
    - Evidence informing base-year allocation inputs; displayed values and growth are calculated: Evaluation is not national approval; no uniform cross-country market-access premium is assumed.
    - Evidence informing forecast-year allocation inputs; displayed values and growth are calculated: Evaluation is not national approval; no uniform cross-country market-access premium is assumed.
24. DHMİ - Havayolunda Cumhuriyet Tarihinin Rekoru, 9 January 2026
    - Evidence informing base-year allocation inputs; displayed values and growth are calculated: Supports the traffic rebasing into the captured Middle Eastern parent.
    - Evidence informing forecast-year allocation inputs; displayed values and growth are calculated: Supports the traffic rebasing into the captured Middle Eastern parent.
25. Smiths Detection - DAEP checkpoint screening contract for Dubai International Airport, 7 May 2025
    - Evidence informing base-year allocation inputs; displayed values and growth are calculated: Purchaser-specific award evidence supports a bounded premium-mix premise, not a GCC-wide allocation.
    - Evidence informing forecast-year allocation inputs; displayed values and growth are calculated: Purchaser-specific award evidence supports a bounded premium-mix premise, not a GCC-wide allocation.
26. Airports Company South Africa - Airport statistics
    - Evidence informing base-year allocation inputs; displayed values and growth are calculated: Provides an operating-network commercial anchor for the regional installed-base premise.
    - Evidence informing forecast-year allocation inputs; displayed values and growth are calculated: Provides an operating-network commercial anchor for the regional installed-base premise.

27. CAAC - 2025 Civil Aviation Industry Development Statistical Bulletin, 17 April 2026
    - Evidence informing base-year allocation inputs; displayed values and growth are calculated: Reports xx.xx mainland airport movements and xx.xx transport airports in 2025; the Hong Kong/Macao extension is modeled.
    - Evidence informing forecast-year allocation inputs; displayed values and growth are calculated: Reports xx.xx mainland airport movements and xx.xx transport airports in 2025; the Hong Kong/Macao extension is modeled.
    - Evidence informing base-year allocation inputs; displayed values and growth are calculated: Large-market traffic and airport-network scale constrain the regional demand model.
    - Evidence informing forecast-year allocation inputs; displayed values and growth are calculated: Large-market traffic and airport-network scale constrain the regional demand model.
28. Sydney Airport - Traffic and Operational Performance Q4 2025
    - Evidence informing base-year allocation inputs; displayed values and growth are calculated: Sydney's xx.xx-million traffic and staged xx.xx-lane/six-of-seven-lane deployment constrain national scale and modernization assumptions.
    - Evidence informing forecast-year allocation inputs; displayed values and growth are calculated: Sydney's xx.xx-million traffic and staged xx.xx-lane/six-of-seven-lane deployment constrain national scale and modernization assumptions.
    - Evidence informing base-year allocation inputs; displayed values and growth are calculated: Quantified staged deployment supports regional heterogeneity, not a common modernization timetable.
    - Evidence informing forecast-year allocation inputs; displayed values and growth are calculated: Quantified staged deployment supports regional heterogeneity, not a common modernization timetable.
29. U.S. Senator Michael Bennet - SAFEGUARDS Act announcement, 23 July 2025
    - Evidence informing base-year allocation inputs; displayed values and growth are calculated: The xx.xx-airport and xx.xx-lane national footprint constrains minimum network support; proposed funding is not counted as realized revenue.
    - Evidence informing forecast-year allocation inputs; displayed values and growth are calculated: The xx.xx-airport and xx.xx-lane national footprint constrains minimum network support; proposed funding is not counted as realized revenue.
30. Smiths Detection - Service
    - Evidence informing base-year allocation inputs; displayed values and growth are calculated: Describes inclusive labor-and-parts contracts and manufacturer support, supporting nonduplicative lifecycle attribution to projection equipment, not a verified xx.xx% fee. ([smithsdetection.com](https://www.smithsdetection.com/service/))
    - Evidence informing forecast-year allocation inputs; displayed values and growth are calculated: Describes inclusive labor-and-parts contracts and manufacturer support, supporting nonduplicative lifecycle attribution to projection equipment, not a verified xx.xx% fee. ([smithsdetection.com](https://www.smithsdetection.com/service/))
31. CATSA's Purchase Order Terms and Conditions
    - Evidence informing base-year allocation inputs; displayed values and growth are calculated: Contract terms constrain maintenance, parts and consumables escalation, qualifying unrestricted aftermarket pricing assumptions in the projection lifecycle model. ([catsa-acsta.gc.ca](https://www.catsa-acsta.gc.ca/en/publications/catsa-s-purchase-order-terms-and-conditions))
    - Evidence informing forecast-year allocation inputs; displayed values and growth are calculated: Contract terms constrain maintenance, parts and consumables escalation, qualifying unrestricted aftermarket pricing assumptions in the projection lifecycle model. ([catsa-acsta.gc.ca](https://www.catsa-acsta.gc.ca/en/publications/catsa-s-purchase-order-terms-and-conditions))

8.2.1. Multiview X-Ray Imaging

Table 80. Global Airport Baggage Screening Systems Market Size, by Multiview X-Ray Imaging, by Region, 2017-2040 (USD Million)

Region	2017	2024	2025	2026	2027	2032	2040	CAGR (%)
Africa	xx.xx	xx.xx	xx.xx	xx.xx	xx.xx	xx.xx	xx.xx	xx.xx
Asia-Pacific	xx.xx	xx.xx	xx.xx	xx.xx	xx.xx	xx.xx	xx.xx	xx.xx
Europe	xx.xx	xx.xx	xx.xx	xx.xx	xx.xx	xx.xx	xx.xx	xx.xx
Latin America	xx.xx	xx.xx	xx.xx	xx.xx	xx.xx	xx.xx	xx.xx	xx.xx
Middle East	xx.xx	xx.xx	xx.xx	xx.xx	xx.xx	xx.xx	xx.xx	xx.xx
North America	xx.xx	xx.xx	xx.xx	xx.xx	xx.xx	xx.xx	xx.xx	xx.xx
Total	**xx.xx**	**xx.xx**	**xx.xx**	**xx.xx**	**xx.xx**	**xx.xx**	**xx.xx**	**xx.xx**

Table 81. Global Airport Baggage Screening Systems Market Size, by Multiview X-Ray Imaging, by Group, 2017-2040 (USD Million)

Group	2017	2024	2025	2026	2027	2032	2040	CAGR (%)
ASEAN	xx.xx	xx.xx	xx.xx	xx.xx	xx.xx	xx.xx	xx.xx	xx.xx
BRICS	xx.xx	xx.xx	xx.xx	xx.xx	xx.xx	xx.xx	xx.xx	xx.xx
European Union	xx.xx	xx.xx	xx.xx	xx.xx	xx.xx	xx.xx	xx.xx	xx.xx
G7	xx.xx	xx.xx	xx.xx	xx.xx	xx.xx	xx.xx	xx.xx	xx.xx
GCC	xx.xx	xx.xx	xx.xx	xx.xx	xx.xx	xx.xx	xx.xx	xx.xx
NATO	xx.xx	xx.xx	xx.xx	xx.xx	xx.xx	xx.xx	xx.xx	xx.xx

Table 82. Global Airport Baggage Screening Systems Market Size, by Multiview X-Ray Imaging, by Country, 2017-2040 (USD Million)

Country	2017	2024	2025	2026	2027	2032	2040	CAGR (%)
Australia	xx.xx	xx.xx	xx.xx	xx.xx	xx.xx	xx.xx	xx.xx	xx.xx
Brazil	xx.xx	xx.xx	xx.xx	xx.xx	xx.xx	xx.xx	xx.xx	xx.xx
Canada	xx.xx	xx.xx	xx.xx	xx.xx	xx.xx	xx.xx	xx.xx	xx.xx
China	xx.xx	xx.xx	xx.xx	xx.xx	xx.xx	xx.xx	xx.xx	xx.xx
France	xx.xx	xx.xx	xx.xx	xx.xx	xx.xx	xx.xx	xx.xx	xx.xx
Germany	xx.xx	xx.xx	xx.xx	xx.xx	xx.xx	xx.xx	xx.xx	xx.xx
India	xx.xx	xx.xx	xx.xx	xx.xx	xx.xx	xx.xx	xx.xx	xx.xx
Italy	xx.xx	xx.xx	xx.xx	xx.xx	xx.xx	xx.xx	xx.xx	xx.xx
Japan	xx.xx	xx.xx	xx.xx	xx.xx	xx.xx	xx.xx	xx.xx	xx.xx
Mexico	xx.xx	xx.xx	xx.xx	xx.xx	xx.xx	xx.xx	xx.xx	xx.xx
Russia	xx.xx	xx.xx	xx.xx	xx.xx	xx.xx	xx.xx	xx.xx	xx.xx
South Korea	xx.xx	xx.xx	xx.xx	xx.xx	xx.xx	xx.xx	xx.xx	xx.xx
Spain	xx.xx	xx.xx	xx.xx	xx.xx	xx.xx	xx.xx	xx.xx	xx.xx
United Kingdom	xx.xx	xx.xx	xx.xx	xx.xx	xx.xx	xx.xx	xx.xx	xx.xx
United States	xx.xx	xx.xx	xx.xx	xx.xx	xx.xx	xx.xx	xx.xx	xx.xx
Others	xx.xx	xx.xx	xx.xx	xx.xx	xx.xx	xx.xx	xx.xx	xx.xx
Total	**xx.xx**	**xx.xx**	**xx.xx**	**xx.xx**	**xx.xx**	**xx.xx**	**xx.xx**	**xx.xx**

Sources & Evidence

1. CATSA Corporate Plan 2025-26 to 2029-30 Summary - Financial Overview

   · Taxonomy evidence: Multiview X-ray versions are identified as planned replacements for single-view equipment in specified airport screening contexts. ([catsa-acsta.gc.ca](https://www.catsa-acsta.gc.ca/en/publications/corporate-plan-2025-xx.xx-2029-xx.xx/financial-overview))

   · Evidence informing base-year allocation inputs; displayed values and growth are calculated: Multiview remains a planned purchasing destination at non-passenger checkpoints and Class xx.xx airports, qualifying universal CT substitution.

   · Evidence informing forecast-year allocation inputs; displayed values and growth are calculated: Multiview remains a planned purchasing destination at non-passenger checkpoints and Class xx.xx airports, qualifying universal CT substitution.

2. House Report 119-173 - Department of Homeland Security Appropriations Bill, 2026

   · Evidence informing the 2030 market-value input; displayed series and growth include calculations: The aging installed fleet supports replacement demand, but does not establish the forecast's realization dates or annual purchasing rate. ([govinfo.gov](https://www.govinfo.gov/content/pkg/CRPT-119hrpt173/html/CRPT-119hrpt173.htm))

3. GAO-24-106573 - DHS Annual Assessment: Most Programs Are Meeting Current Goals, but Some Continue to Face Cost and Schedule Challenges
   · Evidence informing the 2026 market-value input; displayed series and growth include calculations: Reports plans for xx.xx checkpoint systems and xx.xx increment-one deployments by September 2023; supports an incomplete replacement cycle rather than universal CT adoption.
   ([gao.gov](https://www.gao.gov/assets/gao-xx.xx-xx.xx.pdf))
4. Global Airport Passenger Traffic Reaches Record 9.8 Billion in 2025, Airports Council International World reports
   · Evidence informing the 2026 market-value input; displayed series and growth include calculations: Reports cooling passenger-growth momentum in 2026, supporting moderation of traffic-driven equipment expansion despite continuing replacement demand.
   ([aci.aero](https://aci.aero/2026/xx.xx/xx.xx/global-airport-passenger-traffic-reaches-record-xx.xx-xx.xx-billion-in-2025-airports-council-international-world-reports/))
   · Evidence informing base-year allocation inputs; displayed values and growth are calculated: Full-year 2025 traffic weakness qualifies the mature-market expansion assumption.
   · Evidence informing forecast-year allocation inputs; displayed values and growth are calculated: Full-year 2025 traffic weakness qualifies the mature-market expansion assumption.
   · Evidence informing base-year allocation inputs; displayed values and growth are calculated: Full-year growth provides a regional direction check, not an equipment-share observation.
   · Evidence informing forecast-year allocation inputs; displayed values and growth are calculated: Full-year growth provides a regional direction check, not an equipment-share observation.
   · Evidence informing base-year allocation inputs; displayed values and growth are calculated: Full-year traffic growth constrains the regional demand premise.
   · Evidence informing forecast-year allocation inputs; displayed values and growth are calculated: Full-year traffic growth constrains the regional demand premise.
   · Evidence informing forecast-year allocation inputs; displayed values and growth are calculated: The reported first-half 2026 decline of xx.xx% constrains the recovery scenario.
   · Evidence informing base-year allocation inputs; displayed values and growth are calculated: Reported 2025 growth provides a demand-direction check; procurement intensity remains assumed.
   · Evidence informing forecast-year allocation inputs; displayed values and growth are calculated: Reported 2025 growth provides a demand-direction check; procurement intensity remains assumed.
   · Evidence informing base-year allocation inputs; displayed values and growth are calculated: Reported traffic momentum supports differentiated demand, not the final modeled forecast share.
   · Evidence informing forecast-year allocation inputs; displayed values and growth are calculated: Reported traffic momentum supports differentiated demand, not the final modeled forecast share.
5. Smiths Group PLC - Full Year Results for the 12 Months Ended 31 July 2025
   · Evidence informing the 2024 market-value input; displayed series and growth include calculations: Discloses aviation original-equipment revenue of xx.xx and aftermarket revenue of xx.xx for FY2024; supplies historical cycle proxies.
   ([www-live.smiths.com](https://www-live.smiths.com/media/snqpxwkd/smiths-group-plc-annual-results-2025-press-release.pdf))
   · Evidence informing the 2027 market-value input; displayed series and growth include calculations: Reports approximately xx.xx cumulative CTiX sales and continuing aviation upgrade demand; supports replacement activity, not an observed global forecast.
   ([www-live.smiths.com](https://www-live.smiths.com/media/snqpxwkd/smiths-group-plc-annual-results-2025-press-release.pdf))

6. Smiths Group PLC - Annual Report & Accounts FY2023
   - Evidence informing the 2022 market-value input; displayed series and growth include calculations: Reports FY2022 aviation original-equipment revenue of xx.xx, used as a dimensionless historical capital-cycle proxy. ([www-live.smiths.com](https://www-live.smiths.com/media/phjp1j44/smiths-annual-report-2023.pdf))
   - Evidence informing the 2023 market-value input; displayed series and growth include calculations: Reports FY2023 aviation original-equipment revenue of xx.xx and aftermarket revenue of xx.xx; supports the modeled recovery direction. ([www-live.smiths.com](https://www-live.smiths.com/media/phjp1j44/smiths-annual-report-2023.pdf))
7. Smiths Group PLC - Annual Report FY2022
   - Evidence informing the 2021 market-value input; displayed series and growth include calculations: Reports FY2021 aviation revenue of xx.xx, providing a historical purchasing-cycle reference rather than a global observation. ([www-live.smiths.com](https://www-live.smiths.com/media/xjvdpblr/smiths-annual-report-2022-report.pdf))
   - Evidence informing the 2022 market-value input; displayed series and growth include calculations: Reports FY2022 aviation revenue of xx.xx and continued weakness in aviation original equipment; supports a delayed capital-spending trough. ([www-live.smiths.com](https://www-live.smiths.com/media/xjvdpblr/smiths-annual-report-2022-report.pdf))
8. Smiths Group PLC - Annual Results for the Year Ended 31 July 2019
   - Evidence informing the 2018 market-value input; displayed series and growth include calculations: Reports FY2018 aviation revenue of xx.xx, supplying the historical comparison underlying the backcast. ([smiths.com](https://www.smiths.com/media/u4wla1bw/smiths-group-plc-annual-results-2019-press-release.pdf))
   - Evidence informing the 2019 market-value input; displayed series and growth include calculations: Reports FY2019 aviation revenue of xx.xx and customer delivery deferrals, qualifying a traffic-only growth model. ([smiths.com](https://www.smiths.com/media/u4wla1bw/smiths-group-plc-annual-results-2019-press-release.pdf))
   - Evidence informing the 2020 market-value input; displayed series and growth include calculations: Identifies deliveries deferred into FY2020; supports the possibility of backlog-supported spending despite a contemporaneous traffic shock, not the exact modeled growth rate. ([smiths.com](https://www.smiths.com/media/u4wla1bw/smiths-group-plc-annual-results-2019-press-release.pdf))
9. ACI World - The High-Wire Balancing Act: Global Air Transport Demand in 2018 and 2019
   - Evidence informing the 2017 market-value input; displayed series and growth include calculations: Reports xx.xx airport passengers and xx.xx% growth in 2018; the growth observation informs the 2017 backcast bridge. ([blog.aci.aero](https://blog.aci.aero/airport-economics/the-high-wire-balancing-act-global-air-transport-demand-in-2018-and-2019/))
   - Evidence informing the 2018 market-value input; displayed series and growth include calculations: Provides the observed 2018 traffic-growth reference, not an equipment-market growth observation. ([blog.aci.aero](https://blog.aci.aero/airport-economics/the-high-wire-balancing-act-global-air-transport-demand-in-2018-and-2019/))
10. ICAO A42-WP/556 - State of the Industry and Outlook for Airport Traffic, Presented by ACI
    - Evidence informing the 2020 market-value input; displayed series and growth include calculations: Records the collapse from xx.xx airport passengers in 2019 to xx.xx in 2020; constrains the shock and funding-risk interpretation. ([icao.int](https://www.icao.int/sites/default/files/Meetings/a42/Documents/WP/wp_556_en.pdf))
    - Evidence informing the 2021 market-value input; displayed series and growth include calculations: Reports xx.xx airport passengers in 2021, supporting a prolonged funding and activity shock. ([icao.int](https://www.icao.int/sites/default/files/Meetings/a42/Documents/WP/wp_556_en.pdf))
    - Evidence informing the 2023 market-value input; displayed series and growth include calculations: Reports xx.xx airport passengers in 2023; traffic recovery is distinguished from equipment purchasing. ([icao.int](https://www.icao.int/sites/default/files/Meetings/a42/Documents/WP/wp_556_en.pdf))
    - Evidence informing the 2024 market-value input; displayed series and growth include calculations: Reports xx.xx airport passengers in 2024, providing a demand recovery cross-check. ([icao.int](https://www.icao.int/sites/default/files/Meetings/a42/Documents/WP/wp_556_en.pdf))

11. Port of Seattle - Baggage Handling System Optimization
    - Evidence informing the 2029 market-value input; displayed series and growth include calculations: Seattle plans to consolidate six baggage-screening systems, increase supported passenger capacity, and reduce screening-machine demand. Supports integration spending without one-for-one detector growth. ([portseattle.org](https://www.portseattle.org/projects/baggage-handling-system-optimization))
    - Evidence informing the 2032 market-value input; displayed series and growth include calculations: The consolidation example constrains equipment-volume assumptions; its whole baggage-handling project value is excluded from market sizing. ([portseattle.org](https://www.portseattle.org/projects/baggage-handling-system-optimization))
    - Evidence informing the 2040 market-value input; displayed series and growth include calculations: Provides a commercial counterexample to extrapolating passenger growth directly into machine counts throughout the long-range forecast. ([portseattle.org](https://www.portseattle.org/projects/baggage-handling-system-optimization))
12. Smiths Group PLC - Half Year Results for the Six Months Ended 31 January 2026
    - Evidence informing the 2026 market-value input; displayed series and growth include calculations: Reports xx.xx% organic growth for Smiths Detection in HY2026, with aviation checkpoint upgrades contributing. Supports a positive 2026 nowcast, not a directly observed global growth rate. ([www-live.smiths.com](https://www-live.smiths.com/media/villk35h/smiths-hy26-results-press-release.pdf))
13. ACI World - Biannual global air travel demand update, 30 September 2025
    - Evidence informing base-year allocation inputs; displayed values and growth are calculated: Regional traffic-scale input; geographic rebasing and spending intensities are modeled.
    - Evidence informing forecast-year allocation inputs; displayed values and growth are calculated: Regional traffic-scale input; geographic rebasing and spending intensities are modeled.
    - Evidence informing base-year allocation inputs; displayed values and growth are calculated: Regional traffic-scale input; Mexico is reassigned to its captured North American parent.
    - Evidence informing forecast-year allocation inputs; displayed values and growth are calculated: Regional traffic-scale input; Mexico is reassigned to its captured North American parent.
    - Evidence informing base-year allocation inputs; displayed values and growth are calculated: Regional traffic-scale input; source membership differs from the captured hierarchy.
    - Evidence informing forecast-year allocation inputs; displayed values and growth are calculated: Regional traffic-scale input; source membership differs from the captured hierarchy.
    - Evidence informing base-year allocation inputs; displayed values and growth are calculated: Regional traffic-scale input before the modeled Turkey and Israel bridge.
    - Evidence informing forecast-year allocation inputs; displayed values and growth are calculated: Regional traffic-scale input before the modeled Turkey and Israel bridge.
    - Evidence informing base-year allocation inputs; displayed values and growth are calculated: The xx.xx-million 2025 traffic estimate constrains the regional demand proxy, not equipment spending.
    - Evidence informing forecast-year allocation inputs; displayed values and growth are calculated: The xx.xx-million 2025 traffic estimate constrains the regional demand proxy, not equipment spending.
    - Evidence informing base-year allocation inputs; displayed values and growth are calculated: The xx.xx-billion 2025 traffic estimate constrains regional scale; forecast purchasing convergence is assumed.
    - Evidence informing forecast-year allocation inputs; displayed values and growth are calculated: The xx.xx-billion 2025 traffic estimate constrains regional scale; forecast purchasing convergence is assumed.

14. CATSA - 2025 Annual Report, Management's Discussion and Analysis
    - Evidence informing base-year allocation inputs; displayed values and growth are calculated: C$xx.xx EDS capital expenditure constrains the Canadian expenditure calibration; baggage attribution is modeled.
    - Evidence informing forecast-year allocation inputs; displayed values and growth are calculated: C$xx.xx EDS capital expenditure constrains the Canadian expenditure calibration; baggage attribution is modeled.
    - Evidence informing base-year allocation inputs; displayed values and growth are calculated: Buyer-spending calibration supports a premium regional equipment/support intensity, not an observed regional share.
    - Evidence informing forecast-year allocation inputs; displayed values and growth are calculated: Buyer-spending calibration supports a premium regional equipment/support intensity, not an observed regional share.
15. Leidos - Leidos wins TSA logistics contract, 23 January 2025
    - Evidence informing base-year allocation inputs; displayed values and growth are calculated: The eight-year, USD xx.xx maximum sustainment award covers xx.xx units at over xx.xx locations; scope and realization adjustments are modeled.
    - Evidence informing forecast-year allocation inputs; displayed values and growth are calculated: The eight-year, USD xx.xx maximum sustainment award covers xx.xx units at over xx.xx locations; scope and realization adjustments are modeled.
    - Evidence informing base-year allocation inputs; displayed values and growth are calculated: Supports recurring-support scale and manufacturer-coordination constraints, not unrestricted service access.
    - Evidence informing forecast-year allocation inputs; displayed values and growth are calculated: Supports recurring-support scale and manufacturer-coordination constraints, not unrestricted service access.
16. ACI-LAC - Air Traffic in Latin America and the Caribbean Maintains Growth Trajectory with a 5% Increase in 2025
    - Evidence informing base-year allocation inputs; displayed values and growth are calculated: Brazil's xx.xx-million airport-traffic aggregate constrains its demand scale; equipment intensity remains modeled.
    - Evidence informing forecast-year allocation inputs; displayed values and growth are calculated: Brazil's xx.xx-million airport-traffic aggregate constrains its demand scale; equipment intensity remains modeled.
    - Evidence informing base-year allocation inputs; displayed values and growth are calculated: Regional traffic evidence constrains the common country model while leaving uncatalogued activity.
    - Evidence informing forecast-year allocation inputs; displayed values and growth are calculated: Regional traffic evidence constrains the common country model while leaving uncatalogued activity.
17. Eurostat - Air passenger transport statistics, December 2025, Table 1: 2024 country traffic
    - Evidence informing base-year allocation inputs; displayed values and growth are calculated: Traffic primitive.
    - Evidence informing forecast-year allocation inputs; displayed values and growth are calculated: Traffic primitive.
18. Eurostat - Air passenger transport: data by month
    - Evidence informing base-year allocation inputs; displayed values and growth are calculated: Interim country changes inform assumed 2025 bridges; domestic endpoint and expenditure adjustments remain modeled.
    - Evidence informing forecast-year allocation inputs; displayed values and growth are calculated: Interim country changes inform assumed 2025 bridges; domestic endpoint and expenditure adjustments remain modeled.

19. ACI EUROPE - 2025 all about traffic resilience as Europe's airports welcomed an additional 100 million passengers
    - Evidence informing base-year allocation inputs; displayed values and growth are calculated: Country growth heterogeneity constrains the shared European purchasing model.
    - Evidence informing forecast-year allocation inputs; displayed values and growth are calculated: Country growth heterogeneity constrains the shared European purchasing model.
    - Evidence informing base-year allocation inputs; displayed values and growth are calculated: Published Russian weakness constrains, rather than validates, its working scale.
    - Evidence informing forecast-year allocation inputs; displayed values and growth are calculated: Published Russian weakness constrains, rather than validates, its working scale.
    - Evidence informing base-year allocation inputs; displayed values and growth are calculated: Annual growth input to the 2025 bridge.
    - Evidence informing forecast-year allocation inputs; displayed values and growth are calculated: Annual growth input to the 2025 bridge.
20. UK Civil Aviation Authority - UK aviation officially breaks records with over 300m passenger journeys in 2025
    - Evidence informing base-year allocation inputs; displayed values and growth are calculated: The xx.xx-million UK-and-Crown-Dependency headline constrains the modeled UK country traffic bridge.
    - Evidence informing forecast-year allocation inputs; displayed values and growth are calculated: The xx.xx-million UK-and-Crown-Dependency headline constrains the modeled UK country traffic bridge.
21. Fraport - AI for Monitoring Aviation Security, 22 January 2026
    - Evidence informing base-year allocation inputs; displayed values and growth are calculated: Over xx.xx CT scanners and approximately EUR xx.xx cumulative checkpoint investment support a premium installed-mix premise, not annual national revenue.
    - Evidence informing forecast-year allocation inputs; displayed values and growth are calculated: Over xx.xx CT scanners and approximately EUR xx.xx cumulative checkpoint investment support a premium installed-mix premise, not annual national revenue.
    - Evidence informing base-year allocation inputs; displayed values and growth are calculated: Quantified national deployment provides an independent test of heterogeneous European modernization.
    - Evidence informing forecast-year allocation inputs; displayed values and growth are calculated: Quantified national deployment provides an independent test of heterogeneous European modernization.
22. ECAC - Common Evaluation Process of security equipment
    - Evidence informing base-year allocation inputs; displayed values and growth are calculated: Evaluation is not national approval; no uniform cross-country market-access premium is assumed.
    - Evidence informing forecast-year allocation inputs; displayed values and growth are calculated: Evaluation is not national approval; no uniform cross-country market-access premium is assumed.
23. DHMİ - Havayolunda Cumhuriyet Tarihinin Rekoru, 9 January 2026
    - Evidence informing base-year allocation inputs; displayed values and growth are calculated: Supports the traffic rebasing into the captured Middle Eastern parent.
    - Evidence informing forecast-year allocation inputs; displayed values and growth are calculated: Supports the traffic rebasing into the captured Middle Eastern parent.
24. Smiths Detection - DAEP checkpoint screening contract for Dubai International Airport, 7 May 2025
    - Evidence informing base-year allocation inputs; displayed values and growth are calculated: Purchaser-specific award evidence supports a bounded premium-mix premise, not a GCC-wide allocation.
    - Evidence informing forecast-year allocation inputs; displayed values and growth are calculated: Purchaser-specific award evidence supports a bounded premium-mix premise, not a GCC-wide allocation.
25. Airports Company South Africa - Airport statistics
    - Evidence informing base-year allocation inputs; displayed values and growth are calculated: Provides an operating-network commercial anchor for the regional installed-base premise.
    - Evidence informing forecast-year allocation inputs; displayed values and growth are calculated: Provides an operating-network commercial anchor for the regional installed-base premise.

26. CAAC - 2025 Civil Aviation Industry Development Statistical Bulletin, 17 April 2026
- Evidence informing base-year allocation inputs; displayed values and growth are calculated: Reports xx.xx mainland airport movements and xx.xx transport airports in 2025; the Hong Kong/Macao extension is modeled.
- Evidence informing forecast-year allocation inputs; displayed values and growth are calculated: Reports xx.xx mainland airport movements and xx.xx transport airports in 2025; the Hong Kong/Macao extension is modeled.
- Evidence informing base-year allocation inputs; displayed values and growth are calculated: Large-market traffic and airport-network scale constrain the regional demand model.
- Evidence informing forecast-year allocation inputs; displayed values and growth are calculated: Large-market traffic and airport-network scale constrain the regional demand model.

27. Sydney Airport - Traffic and Operational Performance Q4 2025
- Evidence informing base-year allocation inputs; displayed values and growth are calculated: Sydney's xx.xx-million traffic and staged xx.xx-lane/six-of-seven-lane deployment constrain national scale and modernization assumptions.
- Evidence informing forecast-year allocation inputs; displayed values and growth are calculated: Sydney's xx.xx-million traffic and staged xx.xx-lane/six-of-seven-lane deployment constrain national scale and modernization assumptions.
- Evidence informing base-year allocation inputs; displayed values and growth are calculated: Quantified staged deployment supports regional heterogeneity, not a common modernization timetable.
- Evidence informing forecast-year allocation inputs; displayed values and growth are calculated: Quantified staged deployment supports regional heterogeneity, not a common modernization timetable.

28. U.S. Senator Michael Bennet - SAFEGUARDS Act announcement, 23 July 2025
- Evidence informing base-year allocation inputs; displayed values and growth are calculated: The xx.xx-airport and xx.xx-lane national footprint constrains minimum network support; proposed funding is not counted as realized revenue.
- Evidence informing forecast-year allocation inputs; displayed values and growth are calculated: The xx.xx-airport and xx.xx-lane national footprint constrains minimum network support; proposed funding is not counted as realized revenue.

8.2.2. Single-View X-Ray Imaging

Table 83. Global Airport Baggage Screening Systems Market Size, by Single-View X-Ray Imaging, by Region, 2017-2040 (USD Million)

Region	2017	2024	2025	2026	2027	2032	2040	CAGR (%)
Africa	xx.xx	xx.xx	xx.xx	xx.xx	xx.xx	xx.xx	xx.xx	xx.xx
Asia-Pacific	xx.xx	xx.xx	xx.xx	xx.xx	xx.xx	xx.xx	xx.xx	xx.xx
Europe	xx.xx	xx.xx	xx.xx	xx.xx	xx.xx	xx.xx	xx.xx	xx.xx
Latin America	xx.xx	xx.xx	xx.xx	xx.xx	xx.xx	xx.xx	xx.xx	xx.xx
Middle East	xx.xx	xx.xx	xx.xx	xx.xx	xx.xx	xx.xx	xx.xx	xx.xx
North America	xx.xx	xx.xx	xx.xx	xx.xx	xx.xx	xx.xx	xx.xx	xx.xx
Total	**xx.xx**	**xx.xx**	**xx.xx**	**xx.xx**	**xx.xx**	**xx.xx**	**xx.xx**	**xx.xx**

Table 84. Global Airport Baggage Screening Systems Market Size, by Single-View X-Ray Imaging, by Group, 2017-2040 (USD Million)

Group	2017	2024	2025	2026	2027	2032	2040	CAGR (%)
ASEAN	xx.xx	xx.xx	xx.xx	xx.xx	xx.xx	xx.xx	xx.xx	xx.xx
BRICS	xx.xx	xx.xx	xx.xx	xx.xx	xx.xx	xx.xx	xx.xx	xx.xx
European Union	xx.xx	xx.xx	xx.xx	xx.xx	xx.xx	xx.xx	xx.xx	xx.xx
G7	xx.xx	xx.xx	xx.xx	xx.xx	xx.xx	xx.xx	xx.xx	xx.xx
GCC	xx.xx	xx.xx	xx.xx	xx.xx	xx.xx	xx.xx	xx.xx	xx.xx
NATO	xx.xx	xx.xx	xx.xx	xx.xx	xx.xx	xx.xx	xx.xx	xx.xx

Table 85. Global Airport Baggage Screening Systems Market Size, by Single-View X-Ray Imaging, by Country, 2017-2040 (USD Million)

Country	2017	2024	2025	2026	2027	2032	2040	CAGR (%)
Australia	xx.xx	xx.xx	xx.xx	xx.xx	xx.xx	xx.xx	xx.xx	xx.xx
Brazil	xx.xx	xx.xx	xx.xx	xx.xx	xx.xx	xx.xx	xx.xx	xx.xx
Canada	xx.xx	xx.xx	xx.xx	xx.xx	xx.xx	xx.xx	xx.xx	xx.xx
China	xx.xx	xx.xx	xx.xx	xx.xx	xx.xx	xx.xx	xx.xx	xx.xx
France	xx.xx	xx.xx	xx.xx	xx.xx	xx.xx	xx.xx	xx.xx	xx.xx
Germany	xx.xx	xx.xx	xx.xx	xx.xx	xx.xx	xx.xx	xx.xx	xx.xx
India	xx.xx	xx.xx	xx.xx	xx.xx	xx.xx	xx.xx	xx.xx	xx.xx
Italy	xx.xx	xx.xx	xx.xx	xx.xx	xx.xx	xx.xx	xx.xx	xx.xx
Japan	xx.xx	xx.xx	xx.xx	xx.xx	xx.xx	xx.xx	xx.xx	xx.xx
Mexico	xx.xx	xx.xx	xx.xx	xx.xx	xx.xx	xx.xx	xx.xx	xx.xx
Russia	xx.xx	xx.xx	xx.xx	xx.xx	xx.xx	xx.xx	xx.xx	xx.xx
South Korea	xx.xx	xx.xx	xx.xx	xx.xx	xx.xx	xx.xx	xx.xx	xx.xx
Spain	xx.xx	xx.xx	xx.xx	xx.xx	xx.xx	xx.xx	xx.xx	xx.xx
United Kingdom	xx.xx	xx.xx	xx.xx	xx.xx	xx.xx	xx.xx	xx.xx	xx.xx
United States	xx.xx	xx.xx	xx.xx	xx.xx	xx.xx	xx.xx	xx.xx	xx.xx
Others	xx.xx	xx.xx	xx.xx	xx.xx	xx.xx	xx.xx	xx.xx	xx.xx
Total	**xx.xx**	**xx.xx**	**xx.xx**	**xx.xx**	**xx.xx**	**xx.xx**	**xx.xx**	**xx.xx**

Sources & Evidence

1. CATSA Corporate Plan 2025-26 to 2029-30 Summary - Financial Overview

   · Taxonomy evidence: The plan explicitly identifies single-view X-ray machines as a replacement population. ([catsa-acsta.gc.ca](https://www.catsa-acsta.gc.ca/en/publications/corporate-plan-2025-xx.xx-2029-xx.xx/financial-overview))

   · Evidence informing base-year allocation inputs; displayed values and growth are calculated: Identifies single-view equipment as a replacement population, supporting the modeled displacement mechanism rather than an observed global share.

   · Evidence informing forecast-year allocation inputs; displayed values and growth are calculated: Identifies single-view equipment as a replacement population, supporting the modeled displacement mechanism rather than an observed global share.

2. House Report 119-173 - Department of Homeland Security Appropriations Bill, 2026

   · Evidence informing the 2030 market-value input; displayed series and growth include calculations: The aging installed fleet supports replacement demand, but does not establish the forecast's realization dates or annual purchasing rate. ([govinfo.gov](https://www.govinfo.gov/content/pkg/CRPT-119hrpt173/html/CRPT-119hrpt173.htm))

3. GAO-24-106573 - DHS Annual Assessment: Most Programs Are Meeting Current Goals, but Some Continue to Face Cost and Schedule Challenges

   · Evidence informing the 2026 market-value input; displayed series and growth include calculations: Reports plans for xx.xx checkpoint systems and xx.xx increment-one deployments by September 2023; supports an incomplete replacement cycle rather than universal CT adoption. ([gao.gov](https://www.gao.gov/assets/gao-xx.xx-xx.xx.pdf))

4. Global Airport Passenger Traffic Reaches Record 9.8 Billion in 2025, Airports Council International World reports

   · Evidence informing the 2026 market-value input; displayed series and growth include calculations: Reports cooling passenger-growth momentum in 2026, supporting moderation of traffic-driven equipment expansion despite continuing replacement demand. ([aci.aero](https://aci.aero/2026/xx.xx/xx.xx/global-airport-passenger-traffic-reaches-record-xx.xx-xx.xx-billion-in-2025-airports-council-international-world-reports/))

   · Evidence informing base-year allocation inputs; displayed values and growth are calculated: Full-year 2025 traffic weakness qualifies the mature-market expansion assumption.

   · Evidence informing forecast-year allocation inputs; displayed values and growth are calculated: Full-year 2025 traffic weakness qualifies the mature-market expansion assumption.

   · Evidence informing base-year allocation inputs; displayed values and growth are calculated: Full-year growth provides a regional direction check, not an equipment-share observation.

   · Evidence informing forecast-year allocation inputs; displayed values and growth are calculated: Full-year growth provides a regional direction check, not an equipment-share observation.

   · Evidence informing base-year allocation inputs; displayed values and growth are calculated: Full-year traffic growth constrains the regional demand premise.

   · Evidence informing forecast-year allocation inputs; displayed values and growth are calculated: Full-year traffic growth constrains the regional demand premise.

   · Evidence informing forecast-year allocation inputs; displayed values and growth are calculated: The reported first-half 2026 decline of xx.xx% constrains the recovery scenario.

   · Evidence informing base-year allocation inputs; displayed values and growth are calculated: Reported 2025 growth provides a demand-direction check; procurement intensity remains assumed.

   · Evidence informing forecast-year allocation inputs; displayed values and growth are calculated: Reported 2025 growth provides a demand-direction check; procurement intensity remains assumed.

   · Evidence informing base-year allocation inputs; displayed values and growth are calculated: Reported traffic momentum supports differentiated demand, not the final modeled forecast share.

   · Evidence informing forecast-year allocation inputs; displayed values and growth are calculated: Reported traffic momentum supports differentiated demand, not the final modeled forecast share.

5. Smiths Group PLC - Full Year Results for the 12 Months Ended 31 July 2025

· Evidence informing the 2024 market-value input; displayed series and growth include calculations: Discloses aviation original-equipment revenue of xx.xx and aftermarket revenue of xx.xx for FY2024; supplies historical cycle proxies. ([www-live.smiths.com](https://www-live.smiths.com/media/snqpxwkd/smiths-group-plc-annual-results-2025-press-release.pdf))

· Evidence informing the 2027 market-value input; displayed series and growth include calculations: Reports approximately xx.xx cumulative CTiX sales and continuing aviation upgrade demand; supports replacement activity, not an observed global forecast. ([www-live.smiths.com](https://www-live.smiths.com/media/snqpxwkd/smiths-group-plc-annual-results-2025-press-release.pdf))

6. Smiths Group PLC - Annual Report & Accounts FY2023

· Evidence informing the 2022 market-value input; displayed series and growth include calculations: Reports FY2022 aviation original-equipment revenue of xx.xx, used as a dimensionless historical capital-cycle proxy. ([www-live.smiths.com](https://www-live.smiths.com/media/phjp1j44/smiths-annual-report-2023.pdf))

· Evidence informing the 2023 market-value input; displayed series and growth include calculations: Reports FY2023 aviation original-equipment revenue of xx.xx and aftermarket revenue of xx.xx; supports the modeled recovery direction. ([www-live.smiths.com](https://www-live.smiths.com/media/phjp1j44/smiths-annual-report-2023.pdf))

7. Smiths Group PLC - Annual Report FY2022

· Evidence informing the 2021 market-value input; displayed series and growth include calculations: Reports FY2021 aviation revenue of xx.xx, providing a historical purchasing-cycle reference rather than a global observation. ([www-live.smiths.com](https://www-live.smiths.com/media/xjvdpblr/smiths-annual-report-2022-report.pdf))

· Evidence informing the 2022 market-value input; displayed series and growth include calculations: Reports FY2022 aviation revenue of xx.xx and continued weakness in aviation original equipment; supports a delayed capital-spending trough. ([www-live.smiths.com](https://www-live.smiths.com/media/xjvdpblr/smiths-annual-report-2022-report.pdf))

8. Smiths Group PLC - Annual Results for the Year Ended 31 July 2019

· Evidence informing the 2018 market-value input; displayed series and growth include calculations: Reports FY2018 aviation revenue of xx.xx, supplying the historical comparison underlying the backcast. ([smiths.com](https://www.smiths.com/media/u4wla1bw/smiths-group-plc-annual-results-2019-press-release.pdf))

· Evidence informing the 2019 market-value input; displayed series and growth include calculations: Reports FY2019 aviation revenue of xx.xx and customer delivery deferrals, qualifying a traffic-only growth model. ([smiths.com](https://www.smiths.com/media/u4wla1bw/smiths-group-plc-annual-results-2019-press-release.pdf))

· Evidence informing the 2020 market-value input; displayed series and growth include calculations: Identifies deliveries deferred into FY2020; supports the possibility of backlog-supported spending despite a contemporaneous traffic shock, not the exact modeled growth rate. ([smiths.com](https://www.smiths.com/media/u4wla1bw/smiths-group-plc-annual-results-2019-press-release.pdf))

9. ACI World - The High-Wire Balancing Act: Global Air Transport Demand in 2018 and 2019

· Evidence informing the 2017 market-value input; displayed series and growth include calculations: Reports xx.xx airport passengers and xx.xx% growth in 2018; the growth observation informs the 2017 backcast bridge. ([blog.aci.aero](https://blog.aci.aero/airport-economics/the-high-wire-balancing-act-global-air-transport-demand-in-2018-and-2019/))

· Evidence informing the 2018 market-value input; displayed series and growth include calculations: Provides the observed 2018 traffic-growth reference, not an equipment-market growth observation. ([blog.aci.aero](https://blog.aci.aero/airport-economics/the-high-wire-balancing-act-global-air-transport-demand-in-2018-and-2019/))

10. ICAO A42-WP/556 - State of the Industry and Outlook for Airport Traffic, Presented by ACI
    - Evidence informing the 2020 market-value input; displayed series and growth include calculations: Records the collapse from xx.xx airport passengers in 2019 to xx.xx in 2020; constrains the shock and funding-risk interpretation. ([icao.int](https://www.icao.int/sites/default/files/Meetings/a42/Documents/WP/wp_556_en.pdf))
    - Evidence informing the 2021 market-value input; displayed series and growth include calculations: Reports xx.xx airport passengers in 2021, supporting a prolonged funding and activity shock. ([icao.int](https://www.icao.int/sites/default/files/Meetings/a42/Documents/WP/wp_556_en.pdf))
    - Evidence informing the 2023 market-value input; displayed series and growth include calculations: Reports xx.xx airport passengers in 2023; traffic recovery is distinguished from equipment purchasing. ([icao.int](https://www.icao.int/sites/default/files/Meetings/a42/Documents/WP/wp_556_en.pdf))
    - Evidence informing the 2024 market-value input; displayed series and growth include calculations: Reports xx.xx airport passengers in 2024, providing a demand recovery cross-check. ([icao.int](https://www.icao.int/sites/default/files/Meetings/a42/Documents/WP/wp_556_en.pdf))
11. Port of Seattle - Baggage Handling System Optimization
    - Evidence informing the 2029 market-value input; displayed series and growth include calculations: Seattle plans to consolidate six baggage-screening systems, increase supported passenger capacity, and reduce screening-machine demand. Supports integration spending without one-for-one detector growth. ([portseattle.org](https://www.portseattle.org/projects/baggage-handling-system-optimization))
    - Evidence informing the 2032 market-value input; displayed series and growth include calculations: The consolidation example constrains equipment-volume assumptions; its whole baggage-handling project value is excluded from market sizing. ([portseattle.org](https://www.portseattle.org/projects/baggage-handling-system-optimization))
    - Evidence informing the 2040 market-value input; displayed series and growth include calculations: Provides a commercial counterexample to extrapolating passenger growth directly into machine counts throughout the long-range forecast. ([portseattle.org](https://www.portseattle.org/projects/baggage-handling-system-optimization))
12. Smiths Group PLC - Half Year Results for the Six Months Ended 31 January 2026
    - Evidence informing the 2026 market-value input; displayed series and growth include calculations: Reports xx.xx% organic growth for Smiths Detection in HY2026, with aviation checkpoint upgrades contributing. Supports a positive 2026 nowcast, not a directly observed global growth rate. ([www-live.smiths.com](https://www-live.smiths.com/media/villk35h/smiths-hy26-results-press-release.pdf))

13. ACI World - Biannual global air travel demand update, 30 September 2025
    - Evidence informing base-year allocation inputs; displayed values and growth are calculated: Regional traffic-scale input; geographic rebasing and spending intensities are modeled.
    - Evidence informing forecast-year allocation inputs; displayed values and growth are calculated: Regional traffic-scale input; geographic rebasing and spending intensities are modeled.
    - Evidence informing base-year allocation inputs; displayed values and growth are calculated: Regional traffic-scale input; Mexico is reassigned to its captured North American parent.
    - Evidence informing forecast-year allocation inputs; displayed values and growth are calculated: Regional traffic-scale input; Mexico is reassigned to its captured North American parent.
    - Evidence informing base-year allocation inputs; displayed values and growth are calculated: Regional traffic-scale input; source membership differs from the captured hierarchy.
    - Evidence informing forecast-year allocation inputs; displayed values and growth are calculated: Regional traffic-scale input; source membership differs from the captured hierarchy.
    - Evidence informing base-year allocation inputs; displayed values and growth are calculated: Regional traffic-scale input before the modeled Turkey and Israel bridge.
    - Evidence informing forecast-year allocation inputs; displayed values and growth are calculated: Regional traffic-scale input before the modeled Turkey and Israel bridge.
    - Evidence informing base-year allocation inputs; displayed values and growth are calculated: The xx.xx-million 2025 traffic estimate constrains the regional demand proxy, not equipment spending.
    - Evidence informing forecast-year allocation inputs; displayed values and growth are calculated: The xx.xx-million 2025 traffic estimate constrains the regional demand proxy, not equipment spending.
    - Evidence informing base-year allocation inputs; displayed values and growth are calculated: The xx.xx-billion 2025 traffic estimate constrains regional scale; forecast purchasing convergence is assumed.
    - Evidence informing forecast-year allocation inputs; displayed values and growth are calculated: The xx.xx-billion 2025 traffic estimate constrains regional scale; forecast purchasing convergence is assumed.
14. CATSA - 2025 Annual Report, Management's Discussion and Analysis
    - Evidence informing base-year allocation inputs; displayed values and growth are calculated: C$xx.xx EDS capital expenditure constrains the Canadian expenditure calibration; baggage attribution is modeled.
    - Evidence informing forecast-year allocation inputs; displayed values and growth are calculated: C$xx.xx EDS capital expenditure constrains the Canadian expenditure calibration; baggage attribution is modeled.
    - Evidence informing base-year allocation inputs; displayed values and growth are calculated: Buyer-spending calibration supports a premium regional equipment/support intensity, not an observed regional share.
    - Evidence informing forecast-year allocation inputs; displayed values and growth are calculated: Buyer-spending calibration supports a premium regional equipment/support intensity, not an observed regional share.
15. Leidos - Leidos wins TSA logistics contract, 23 January 2025
    - Evidence informing base-year allocation inputs; displayed values and growth are calculated: The eight-year, USD xx.xx maximum sustainment award covers xx.xx units at over xx.xx locations; scope and realization adjustments are modeled.
    - Evidence informing forecast-year allocation inputs; displayed values and growth are calculated: The eight-year, USD xx.xx maximum sustainment award covers xx.xx units at over xx.xx locations; scope and realization adjustments are modeled.
    - Evidence informing base-year allocation inputs; displayed values and growth are calculated: Supports recurring-support scale and manufacturer-coordination constraints, not unrestricted service access.
    - Evidence informing forecast-year allocation inputs; displayed values and growth are calculated: Supports recurring-support scale and manufacturer-coordination constraints, not unrestricted service access.

16. ACI-LAC - Air Traffic in Latin America and the Caribbean Maintains Growth Trajectory with a 5% Increase in 2025
    - Evidence informing base-year allocation inputs; displayed values and growth are calculated: Brazil's xx.xx-million airport-traffic aggregate constrains its demand scale; equipment intensity remains modeled.
    - Evidence informing forecast-year allocation inputs; displayed values and growth are calculated: Brazil's xx.xx-million airport-traffic aggregate constrains its demand scale; equipment intensity remains modeled.
    - Evidence informing base-year allocation inputs; displayed values and growth are calculated: Regional traffic evidence constrains the common country model while leaving uncatalogued activity.
    - Evidence informing forecast-year allocation inputs; displayed values and growth are calculated: Regional traffic evidence constrains the common country model while leaving uncatalogued activity.
17. Eurostat - Air passenger transport statistics, December 2025, Table 1: 2024 country traffic
    - Evidence informing base-year allocation inputs; displayed values and growth are calculated: Traffic primitive.
    - Evidence informing forecast-year allocation inputs; displayed values and growth are calculated: Traffic primitive.
18. Eurostat - Air passenger transport: data by month
    - Evidence informing base-year allocation inputs; displayed values and growth are calculated: Interim country changes inform assumed 2025 bridges; domestic endpoint and expenditure adjustments remain modeled.
    - Evidence informing forecast-year allocation inputs; displayed values and growth are calculated: Interim country changes inform assumed 2025 bridges; domestic endpoint and expenditure adjustments remain modeled.
19. ACI EUROPE - 2025 all about traffic resilience as Europe's airports welcomed an additional 100 million passengers
    - Evidence informing base-year allocation inputs; displayed values and growth are calculated: Country growth heterogeneity constrains the shared European purchasing model.
    - Evidence informing forecast-year allocation inputs; displayed values and growth are calculated: Country growth heterogeneity constrains the shared European purchasing model.
    - Evidence informing base-year allocation inputs; displayed values and growth are calculated: Published Russian weakness constrains, rather than validates, its working scale.
    - Evidence informing forecast-year allocation inputs; displayed values and growth are calculated: Published Russian weakness constrains, rather than validates, its working scale.
    - Evidence informing base-year allocation inputs; displayed values and growth are calculated: Annual growth input to the 2025 bridge.
    - Evidence informing forecast-year allocation inputs; displayed values and growth are calculated: Annual growth input to the 2025 bridge.
20. UK Civil Aviation Authority - UK aviation officially breaks records with over 300m passenger journeys in 2025
    - Evidence informing base-year allocation inputs; displayed values and growth are calculated: The xx.xx-million UK-and-Crown-Dependency headline constrains the modeled UK country traffic bridge.
    - Evidence informing forecast-year allocation inputs; displayed values and growth are calculated: The xx.xx-million UK-and-Crown-Dependency headline constrains the modeled UK country traffic bridge.
21. Fraport - AI for Monitoring Aviation Security, 22 January 2026
    - Evidence informing base-year allocation inputs; displayed values and growth are calculated: Over xx.xx CT scanners and approximately EUR xx.xx cumulative checkpoint investment support a premium installed-mix premise, not annual national revenue.
    - Evidence informing forecast-year allocation inputs; displayed values and growth are calculated: Over xx.xx CT scanners and approximately EUR xx.xx cumulative checkpoint investment support a premium installed-mix premise, not annual national revenue.
    - Evidence informing base-year allocation inputs; displayed values and growth are calculated: Quantified national deployment provides an independent test of heterogeneous European modernization.
    - Evidence informing forecast-year allocation inputs; displayed values and growth are calculated: Quantified national deployment provides an independent test of heterogeneous European modernization.

22. ECAC - Common Evaluation Process of security equipment
    - Evidence informing base-year allocation inputs; displayed values and growth are calculated: Evaluation is not national approval; no uniform cross-country market-access premium is assumed.
    - Evidence informing forecast-year allocation inputs; displayed values and growth are calculated: Evaluation is not national approval; no uniform cross-country market-access premium is assumed.
23. DHMİ - Havayolunda Cumhuriyet Tarihinin Rekoru, 9 January 2026
    - Evidence informing base-year allocation inputs; displayed values and growth are calculated: Supports the traffic rebasing into the captured Middle Eastern parent.
    - Evidence informing forecast-year allocation inputs; displayed values and growth are calculated: Supports the traffic rebasing into the captured Middle Eastern parent.
24. Smiths Detection - DAEP checkpoint screening contract for Dubai International Airport, 7 May 2025
    - Evidence informing base-year allocation inputs; displayed values and growth are calculated: Purchaser-specific award evidence supports a bounded premium-mix premise, not a GCC-wide allocation.
    - Evidence informing forecast-year allocation inputs; displayed values and growth are calculated: Purchaser-specific award evidence supports a bounded premium-mix premise, not a GCC-wide allocation.
25. Airports Company South Africa - Airport statistics
    - Evidence informing base-year allocation inputs; displayed values and growth are calculated: Provides an operating-network commercial anchor for the regional installed-base premise.
    - Evidence informing forecast-year allocation inputs; displayed values and growth are calculated: Provides an operating-network commercial anchor for the regional installed-base premise.
26. CAAC - 2025 Civil Aviation Industry Development Statistical Bulletin, 17 April 2026
    - Evidence informing base-year allocation inputs; displayed values and growth are calculated: Reports xx.xx mainland airport movements and xx.xx transport airports in 2025; the Hong Kong/Macao extension is modeled.
    - Evidence informing forecast-year allocation inputs; displayed values and growth are calculated: Reports xx.xx mainland airport movements and xx.xx transport airports in 2025; the Hong Kong/Macao extension is modeled.
    - Evidence informing base-year allocation inputs; displayed values and growth are calculated: Large-market traffic and airport-network scale constrain the regional demand model.
    - Evidence informing forecast-year allocation inputs; displayed values and growth are calculated: Large-market traffic and airport-network scale constrain the regional demand model.
27. Sydney Airport - Traffic and Operational Performance Q4 2025
    - Evidence informing base-year allocation inputs; displayed values and growth are calculated: Sydney's xx.xx-million traffic and staged xx.xx-lane/six-of-seven-lane deployment constrain national scale and modernization assumptions.
    - Evidence informing forecast-year allocation inputs; displayed values and growth are calculated: Sydney's xx.xx-million traffic and staged xx.xx-lane/six-of-seven-lane deployment constrain national scale and modernization assumptions.
    - Evidence informing base-year allocation inputs; displayed values and growth are calculated: Quantified staged deployment supports regional heterogeneity, not a common modernization timetable.
    - Evidence informing forecast-year allocation inputs; displayed values and growth are calculated: Quantified staged deployment supports regional heterogeneity, not a common modernization timetable.
28. U.S. Senator Michael Bennet - SAFEGUARDS Act announcement, 23 July 2025
    - Evidence informing base-year allocation inputs; displayed values and growth are calculated: The xx.xx-airport and xx.xx-lane national footprint constrains minimum network support; proposed funding is not counted as realized revenue.
    - Evidence informing forecast-year allocation inputs; displayed values and growth are calculated: The xx.xx-airport and xx.xx-lane national footprint constrains minimum network support; proposed funding is not counted as realized revenue.

8.3. Ion Mobility Spectrometry

Table 86. Global Airport Baggage Screening Systems Market Size, by Ion Mobility Spectrometry, by Region, 2017-2040 (USD Million)

Region	2017	2024	2025	2026	2027	2032	2040	CAGR (%)
Africa	xx.xx	xx.xx	xx.xx	xx.xx	xx.xx	xx.xx	xx.xx	xx.xx
Asia-Pacific	xx.xx	xx.xx	xx.xx	xx.xx	xx.xx	xx.xx	xx.xx	xx.xx
Europe	xx.xx	xx.xx	xx.xx	xx.xx	xx.xx	xx.xx	xx.xx	xx.xx
Latin America	xx.xx	xx.xx	xx.xx	xx.xx	xx.xx	xx.xx	xx.xx	xx.xx
Middle East	xx.xx	xx.xx	xx.xx	xx.xx	xx.xx	xx.xx	xx.xx	xx.xx
North America	xx.xx	xx.xx	xx.xx	xx.xx	xx.xx	xx.xx	xx.xx	xx.xx
Total	**xx.xx**	**xx.xx**	**xx.xx**	**xx.xx**	**xx.xx**	**xx.xx**	**xx.xx**	**xx.xx**

Table 87. Global Airport Baggage Screening Systems Market Size, by Ion Mobility Spectrometry, by Group, 2017-2040 (USD Million)

Group	2017	2024	2025	2026	2027	2032	2040	CAGR (%)
ASEAN	xx.xx	xx.xx	xx.xx	xx.xx	xx.xx	xx.xx	xx.xx	xx.xx
BRICS	xx.xx	xx.xx	xx.xx	xx.xx	xx.xx	xx.xx	xx.xx	xx.xx
European Union	xx.xx	xx.xx	xx.xx	xx.xx	xx.xx	xx.xx	xx.xx	xx.xx
G7	xx.xx	xx.xx	xx.xx	xx.xx	xx.xx	xx.xx	xx.xx	xx.xx
GCC	xx.xx	xx.xx	xx.xx	xx.xx	xx.xx	xx.xx	xx.xx	xx.xx
NATO	xx.xx	xx.xx	xx.xx	xx.xx	xx.xx	xx.xx	xx.xx	xx.xx

Table 88. Global Airport Baggage Screening Systems Market Size, by Ion Mobility Spectrometry, by Country, 2017-2040 (USD Million)

Country	2017	2024	2025	2026	2027	2032	2040	CAGR (%)
Australia	xx.xx	xx.xx	xx.xx	xx.xx	xx.xx	xx.xx	xx.xx	xx.xx
Brazil	xx.xx	xx.xx	xx.xx	xx.xx	xx.xx	xx.xx	xx.xx	xx.xx
Canada	xx.xx	xx.xx	xx.xx	xx.xx	xx.xx	xx.xx	xx.xx	xx.xx
China	xx.xx	xx.xx	xx.xx	xx.xx	xx.xx	xx.xx	xx.xx	xx.xx
France	xx.xx	xx.xx	xx.xx	xx.xx	xx.xx	xx.xx	xx.xx	xx.xx
Germany	xx.xx	xx.xx	xx.xx	xx.xx	xx.xx	xx.xx	xx.xx	xx.xx
India	xx.xx	xx.xx	xx.xx	xx.xx	xx.xx	xx.xx	xx.xx	xx.xx
Italy	xx.xx	xx.xx	xx.xx	xx.xx	xx.xx	xx.xx	xx.xx	xx.xx
Japan	xx.xx	xx.xx	xx.xx	xx.xx	xx.xx	xx.xx	xx.xx	xx.xx
Mexico	xx.xx	xx.xx	xx.xx	xx.xx	xx.xx	xx.xx	xx.xx	xx.xx
Russia	xx.xx	xx.xx	xx.xx	xx.xx	xx.xx	xx.xx	xx.xx	xx.xx
South Korea	xx.xx	xx.xx	xx.xx	xx.xx	xx.xx	xx.xx	xx.xx	xx.xx
Spain	xx.xx	xx.xx	xx.xx	xx.xx	xx.xx	xx.xx	xx.xx	xx.xx
United Kingdom	xx.xx	xx.xx	xx.xx	xx.xx	xx.xx	xx.xx	xx.xx	xx.xx
United States	xx.xx	xx.xx	xx.xx	xx.xx	xx.xx	xx.xx	xx.xx	xx.xx
Others	xx.xx	xx.xx	xx.xx	xx.xx	xx.xx	xx.xx	xx.xx	xx.xx
Total	**xx.xx**	**xx.xx**	**xx.xx**	**xx.xx**	**xx.xx**	**xx.xx**	**xx.xx**	**xx.xx**

Sources & Evidence

1. ASTM E2520-26 - Standard Practice for Measuring and Scoring Performance of Trace Explosive Chemical Detectors

   · Taxonomy evidence: The publicly available scope of ASTM E2520-xx.xx identifies ion mobility spectrometry as a trace-detector technology. This establishes platform terminology, not airport approval, deployment, or sales. ([store.astm.org](https://store.astm.org/e2520-xx.xx.html))

2. House Report 119-173 - Department of Homeland Security Appropriations Bill, 2026

   · Evidence informing the 2030 market-value input; displayed series and growth include calculations: The aging installed fleet supports replacement demand, but does not establish the forecast's realization dates or annual purchasing rate. ([govinfo.gov](https://www.govinfo.gov/content/pkg/CRPT-119hrpt173/html/CRPT-119hrpt173.htm))

3. GAO-24-106573 - DHS Annual Assessment: Most Programs Are Meeting Current Goals, but Some Continue to Face Cost and Schedule Challenges

   · Evidence informing the 2026 market-value input; displayed series and growth include calculations: Reports plans for xx.xx checkpoint systems and xx.xx increment-one deployments by September 2023; supports an incomplete replacement cycle rather than universal CT adoption. ([gao.gov](https://www.gao.gov/assets/gao-xx.xx-xx.xx.pdf))

4. Global Airport Passenger Traffic Reaches Record 9.8 Billion in 2025, Airports Council International World reports
   - Evidence informing the 2026 market-value input; displayed series and growth include calculations: Reports cooling passenger-growth momentum in 2026, supporting moderation of traffic-driven equipment expansion despite continuing replacement demand. ([aci.aero](https://aci.aero/2026/xx.xx/xx.xx/global-airport-passenger-traffic-reaches-record-xx.xx-xx.xx-billion-in-2025-airports-council-international-world-reports/))
   - Evidence informing base-year allocation inputs; displayed values and growth are calculated: Full-year 2025 traffic weakness qualifies the mature-market expansion assumption.
   - Evidence informing forecast-year allocation inputs; displayed values and growth are calculated: Full-year 2025 traffic weakness qualifies the mature-market expansion assumption.
   - Evidence informing base-year allocation inputs; displayed values and growth are calculated: Full-year growth provides a regional direction check, not an equipment-share observation.
   - Evidence informing forecast-year allocation inputs; displayed values and growth are calculated: Full-year growth provides a regional direction check, not an equipment-share observation.
   - Evidence informing base-year allocation inputs; displayed values and growth are calculated: Full-year traffic growth constrains the regional demand premise.
   - Evidence informing forecast-year allocation inputs; displayed values and growth are calculated: Full-year traffic growth constrains the regional demand premise.
   - Evidence informing forecast-year allocation inputs; displayed values and growth are calculated: The reported first-half 2026 decline of xx.xx% constrains the recovery scenario.
   - Evidence informing base-year allocation inputs; displayed values and growth are calculated: Reported 2025 growth provides a demand-direction check; procurement intensity remains assumed.
   - Evidence informing forecast-year allocation inputs; displayed values and growth are calculated: Reported 2025 growth provides a demand-direction check; procurement intensity remains assumed.
   - Evidence informing base-year allocation inputs; displayed values and growth are calculated: Reported traffic momentum supports differentiated demand, not the final modeled forecast share.
   - Evidence informing forecast-year allocation inputs; displayed values and growth are calculated: Reported traffic momentum supports differentiated demand, not the final modeled forecast share.
5. Smiths Group PLC - Full Year Results for the 12 Months Ended 31 July 2025
   - Evidence informing the 2024 market-value input; displayed series and growth include calculations: Discloses aviation original-equipment revenue of xx.xx and aftermarket revenue of xx.xx for FY2024; supplies historical cycle proxies. ([www-live.smiths.com](https://www-live.smiths.com/media/snqpxwkd/smiths-group-plc-annual-results-2025-press-release.pdf))
   - Evidence informing the 2027 market-value input; displayed series and growth include calculations: Reports approximately xx.xx cumulative CTiX sales and continuing aviation upgrade demand; supports replacement activity, not an observed global forecast. ([www-live.smiths.com](https://www-live.smiths.com/media/snqpxwkd/smiths-group-plc-annual-results-2025-press-release.pdf))
6. Smiths Group PLC - Annual Report & Accounts FY2023
   - Evidence informing the 2022 market-value input; displayed series and growth include calculations: Reports FY2022 aviation original-equipment revenue of xx.xx, used as a dimensionless historical capital-cycle proxy. ([www-live.smiths.com](https://www-live.smiths.com/media/phjp1j44/smiths-annual-report-2023.pdf))
   - Evidence informing the 2023 market-value input; displayed series and growth include calculations: Reports FY2023 aviation original-equipment revenue of xx.xx and aftermarket revenue of xx.xx; supports the modeled recovery direction. ([www-live.smiths.com](https://www-live.smiths.com/media/phjp1j44/smiths-annual-report-2023.pdf))

7. Smiths Group PLC - Annual Report FY2022
   - Evidence informing the 2021 market-value input; displayed series and growth include calculations: Reports FY2021 aviation revenue of xx.xx, providing a historical purchasing-cycle reference rather than a global observation. ([www-live.smiths.com](https://www-live.smiths.com/media/xjvdpblr/smiths-annual-report-2022-report.pdf))
   - Evidence informing the 2022 market-value input; displayed series and growth include calculations: Reports FY2022 aviation revenue of xx.xx and continued weakness in aviation original equipment; supports a delayed capital-spending trough. ([www-live.smiths.com](https://www-live.smiths.com/media/xjvdpblr/smiths-annual-report-2022-report.pdf))
8. Smiths Group PLC - Annual Results for the Year Ended 31 July 2019
   - Evidence informing the 2018 market-value input; displayed series and growth include calculations: Reports FY2018 aviation revenue of xx.xx, supplying the historical comparison underlying the backcast. ([smiths.com](https://www.smiths.com/media/u4wla1bw/smiths-group-plc-annual-results-2019-press-release.pdf))
   - Evidence informing the 2019 market-value input; displayed series and growth include calculations: Reports FY2019 aviation revenue of xx.xx and customer delivery deferrals, qualifying a traffic-only growth model. ([smiths.com](https://www.smiths.com/media/u4wla1bw/smiths-group-plc-annual-results-2019-press-release.pdf))
   - Evidence informing the 2020 market-value input; displayed series and growth include calculations: Identifies deliveries deferred into FY2020; supports the possibility of backlog-supported spending despite a contemporaneous traffic shock, not the exact modeled growth rate. ([smiths.com](https://www.smiths.com/media/u4wla1bw/smiths-group-plc-annual-results-2019-press-release.pdf))
9. ACI World - The High-Wire Balancing Act: Global Air Transport Demand in 2018 and 2019
   - Evidence informing the 2017 market-value input; displayed series and growth include calculations: Reports xx.xx airport passengers and xx.xx% growth in 2018; the growth observation informs the 2017 backcast bridge. ([blog.aci.aero](https://blog.aci.aero/airport-economics/the-high-wire-balancing-act-global-air-transport-demand-in-2018-and-2019/))
   - Evidence informing the 2018 market-value input; displayed series and growth include calculations: Provides the observed 2018 traffic-growth reference, not an equipment-market growth observation. ([blog.aci.aero](https://blog.aci.aero/airport-economics/the-high-wire-balancing-act-global-air-transport-demand-in-2018-and-2019/))
10. ICAO A42-WP/556 - State of the Industry and Outlook for Airport Traffic, Presented by ACI
    - Evidence informing the 2020 market-value input; displayed series and growth include calculations: Records the collapse from xx.xx airport passengers in 2019 to xx.xx in 2020; constrains the shock and funding-risk interpretation. ([icao.int](https://www.icao.int/sites/default/files/Meetings/a42/Documents/WP/wp_556_en.pdf))
    - Evidence informing the 2021 market-value input; displayed series and growth include calculations: Reports xx.xx airport passengers in 2021, supporting a prolonged funding and activity shock. ([icao.int](https://www.icao.int/sites/default/files/Meetings/a42/Documents/WP/wp_556_en.pdf))
    - Evidence informing the 2023 market-value input; displayed series and growth include calculations: Reports xx.xx airport passengers in 2023; traffic recovery is distinguished from equipment purchasing. ([icao.int](https://www.icao.int/sites/default/files/Meetings/a42/Documents/WP/wp_556_en.pdf))
    - Evidence informing the 2024 market-value input; displayed series and growth include calculations: Reports xx.xx airport passengers in 2024, providing a demand recovery cross-check. ([icao.int](https://www.icao.int/sites/default/files/Meetings/a42/Documents/WP/wp_556_en.pdf))

11. Port of Seattle - Baggage Handling System Optimization

· Evidence informing the 2029 market-value input; displayed series and growth include calculations: Seattle plans to consolidate six baggage-screening systems, increase supported passenger capacity, and reduce screening-machine demand. Supports integration spending without one-for-one detector growth. ([portseattle.org](https://www.portseattle.org/projects/baggage-handling-system-optimization))

· Evidence informing the 2032 market-value input; displayed series and growth include calculations: The consolidation example constrains equipment-volume assumptions; its whole baggage-handling project value is excluded from market sizing. ([portseattle.org](https://www.portseattle.org/projects/baggage-handling-system-optimization))

· Evidence informing the 2040 market-value input; displayed series and growth include calculations: Provides a commercial counterexample to extrapolating passenger growth directly into machine counts throughout the long-range forecast. ([portseattle.org](https://www.portseattle.org/projects/baggage-handling-system-optimization))

12. Smiths Group PLC - Half Year Results for the Six Months Ended 31 January 2026

· Evidence informing the 2026 market-value input; displayed series and growth include calculations: Reports xx.xx% organic growth for Smiths Detection in HY2026, with aviation checkpoint upgrades contributing. Supports a positive 2026 nowcast, not a directly observed global growth rate. ([www-live.smiths.com](https://www-live.smiths.com/media/villk35h/smiths-hy26-results-press-release.pdf))

13. ACI World - Biannual global air travel demand update, 30 September 2025

· Evidence informing base-year allocation inputs; displayed values and growth are calculated: Regional traffic-scale input; geographic rebasing and spending intensities are modeled.

· Evidence informing forecast-year allocation inputs; displayed values and growth are calculated: Regional traffic-scale input; geographic rebasing and spending intensities are modeled.

· Evidence informing base-year allocation inputs; displayed values and growth are calculated: Regional traffic-scale input; Mexico is reassigned to its captured North American parent.

· Evidence informing forecast-year allocation inputs; displayed values and growth are calculated: Regional traffic-scale input; Mexico is reassigned to its captured North American parent.

· Evidence informing base-year allocation inputs; displayed values and growth are calculated: Regional traffic-scale input; source membership differs from the captured hierarchy.

· Evidence informing forecast-year allocation inputs; displayed values and growth are calculated: Regional traffic-scale input; source membership differs from the captured hierarchy.

· Evidence informing base-year allocation inputs; displayed values and growth are calculated: Regional traffic-scale input before the modeled Turkey and Israel bridge.

· Evidence informing forecast-year allocation inputs; displayed values and growth are calculated: Regional traffic-scale input before the modeled Turkey and Israel bridge.

· Evidence informing base-year allocation inputs; displayed values and growth are calculated: The xx.xx-million 2025 traffic estimate constrains the regional demand proxy, not equipment spending.

· Evidence informing forecast-year allocation inputs; displayed values and growth are calculated: The xx.xx-million 2025 traffic estimate constrains the regional demand proxy, not equipment spending.

· Evidence informing base-year allocation inputs; displayed values and growth are calculated: The xx.xx-billion 2025 traffic estimate constrains regional scale; forecast purchasing convergence is assumed.

· Evidence informing forecast-year allocation inputs; displayed values and growth are calculated: The xx.xx-billion 2025 traffic estimate constrains regional scale; forecast purchasing convergence is assumed.

14. CATSA - 2025 Annual Report, Management's Discussion and Analysis
    - Evidence informing base-year allocation inputs; displayed values and growth are calculated: C$xx.xx EDS capital expenditure constrains the Canadian expenditure calibration; baggage attribution is modeled.
    - Evidence informing forecast-year allocation inputs; displayed values and growth are calculated: C$xx.xx EDS capital expenditure constrains the Canadian expenditure calibration; baggage attribution is modeled.
    - Evidence informing base-year allocation inputs; displayed values and growth are calculated: Buyer-spending calibration supports a premium regional equipment/support intensity, not an observed regional share.
    - Evidence informing forecast-year allocation inputs; displayed values and growth are calculated: Buyer-spending calibration supports a premium regional equipment/support intensity, not an observed regional share.
15. Leidos - Leidos wins TSA logistics contract, 23 January 2025
    - Evidence informing base-year allocation inputs; displayed values and growth are calculated: The eight-year, USD xx.xx maximum sustainment award covers xx.xx units at over xx.xx locations; scope and realization adjustments are modeled.
    - Evidence informing forecast-year allocation inputs; displayed values and growth are calculated: The eight-year, USD xx.xx maximum sustainment award covers xx.xx units at over xx.xx locations; scope and realization adjustments are modeled.
    - Evidence informing base-year allocation inputs; displayed values and growth are calculated: Supports recurring-support scale and manufacturer-coordination constraints, not unrestricted service access.
    - Evidence informing forecast-year allocation inputs; displayed values and growth are calculated: Supports recurring-support scale and manufacturer-coordination constraints, not unrestricted service access.
16. ACI-LAC - Air Traffic in Latin America and the Caribbean Maintains Growth Trajectory with a 5% Increase in 2025
    - Evidence informing base-year allocation inputs; displayed values and growth are calculated: Brazil's xx.xx-million airport-traffic aggregate constrains its demand scale; equipment intensity remains modeled.
    - Evidence informing forecast-year allocation inputs; displayed values and growth are calculated: Brazil's xx.xx-million airport-traffic aggregate constrains its demand scale; equipment intensity remains modeled.
    - Evidence informing base-year allocation inputs; displayed values and growth are calculated: Regional traffic evidence constrains the common country model while leaving uncatalogued activity.
    - Evidence informing forecast-year allocation inputs; displayed values and growth are calculated: Regional traffic evidence constrains the common country model while leaving uncatalogued activity.
17. Eurostat - Air passenger transport statistics, December 2025, Table 1: 2024 country traffic
    - Evidence informing base-year allocation inputs; displayed values and growth are calculated: Traffic primitive.
    - Evidence informing forecast-year allocation inputs; displayed values and growth are calculated: Traffic primitive.
18. Eurostat - Air passenger transport: data by month
    - Evidence informing base-year allocation inputs; displayed values and growth are calculated: Interim country changes inform assumed 2025 bridges; domestic endpoint and expenditure adjustments remain modeled.
    - Evidence informing forecast-year allocation inputs; displayed values and growth are calculated: Interim country changes inform assumed 2025 bridges; domestic endpoint and expenditure adjustments remain modeled.

19. ACI EUROPE - 2025 all about traffic resilience as Europe's airports welcomed an additional 100 million passengers
    - Evidence informing base-year allocation inputs; displayed values and growth are calculated: Country growth heterogeneity constrains the shared European purchasing model.
    - Evidence informing forecast-year allocation inputs; displayed values and growth are calculated: Country growth heterogeneity constrains the shared European purchasing model.
    - Evidence informing base-year allocation inputs; displayed values and growth are calculated: Published Russian weakness constrains, rather than validates, its working scale.
    - Evidence informing forecast-year allocation inputs; displayed values and growth are calculated: Published Russian weakness constrains, rather than validates, its working scale.
    - Evidence informing base-year allocation inputs; displayed values and growth are calculated: Annual growth input to the 2025 bridge.
    - Evidence informing forecast-year allocation inputs; displayed values and growth are calculated: Annual growth input to the 2025 bridge.
20. UK Civil Aviation Authority - UK aviation officially breaks records with over 300m passenger journeys in 2025
    - Evidence informing base-year allocation inputs; displayed values and growth are calculated: The xx.xx-million UK-and-Crown-Dependency headline constrains the modeled UK country traffic bridge.
    - Evidence informing forecast-year allocation inputs; displayed values and growth are calculated: The xx.xx-million UK-and-Crown-Dependency headline constrains the modeled UK country traffic bridge.
21. Fraport - AI for Monitoring Aviation Security, 22 January 2026
    - Evidence informing base-year allocation inputs; displayed values and growth are calculated: Over xx.xx CT scanners and approximately EUR xx.xx cumulative checkpoint investment support a premium installed-mix premise, not annual national revenue.
    - Evidence informing forecast-year allocation inputs; displayed values and growth are calculated: Over xx.xx CT scanners and approximately EUR xx.xx cumulative checkpoint investment support a premium installed-mix premise, not annual national revenue.
    - Evidence informing base-year allocation inputs; displayed values and growth are calculated: Quantified national deployment provides an independent test of heterogeneous European modernization.
    - Evidence informing forecast-year allocation inputs; displayed values and growth are calculated: Quantified national deployment provides an independent test of heterogeneous European modernization.
22. ECAC - Common Evaluation Process of security equipment
    - Evidence informing base-year allocation inputs; displayed values and growth are calculated: Evaluation is not national approval; no uniform cross-country market-access premium is assumed.
    - Evidence informing forecast-year allocation inputs; displayed values and growth are calculated: Evaluation is not national approval; no uniform cross-country market-access premium is assumed.
23. DHMİ - Havayolunda Cumhuriyet Tarihinin Rekoru, 9 January 2026
    - Evidence informing base-year allocation inputs; displayed values and growth are calculated: Supports the traffic rebasing into the captured Middle Eastern parent.
    - Evidence informing forecast-year allocation inputs; displayed values and growth are calculated: Supports the traffic rebasing into the captured Middle Eastern parent.
24. Smiths Detection - DAEP checkpoint screening contract for Dubai International Airport, 7 May 2025
    - Evidence informing base-year allocation inputs; displayed values and growth are calculated: Purchaser-specific award evidence supports a bounded premium-mix premise, not a GCC-wide allocation.
    - Evidence informing forecast-year allocation inputs; displayed values and growth are calculated: Purchaser-specific award evidence supports a bounded premium-mix premise, not a GCC-wide allocation.
25. Airports Company South Africa - Airport statistics
    - Evidence informing base-year allocation inputs; displayed values and growth are calculated: Provides an operating-network commercial anchor for the regional installed-base premise.
    - Evidence informing forecast-year allocation inputs; displayed values and growth are calculated: Provides an operating-network commercial anchor for the regional installed-base premise.

26. CAAC - 2025 Civil Aviation Industry Development Statistical Bulletin, 17 April 2026
    - Evidence informing base-year allocation inputs; displayed values and growth are calculated: Reports xx.xx mainland airport movements and xx.xx transport airports in 2025; the Hong Kong/Macao extension is modeled.
    - Evidence informing forecast-year allocation inputs; displayed values and growth are calculated: Reports xx.xx mainland airport movements and xx.xx transport airports in 2025; the Hong Kong/Macao extension is modeled.
    - Evidence informing base-year allocation inputs; displayed values and growth are calculated: Large-market traffic and airport-network scale constrain the regional demand model.
    - Evidence informing forecast-year allocation inputs; displayed values and growth are calculated: Large-market traffic and airport-network scale constrain the regional demand model.
27. Sydney Airport - Traffic and Operational Performance Q4 2025
    - Evidence informing base-year allocation inputs; displayed values and growth are calculated: Sydney's xx.xx-million traffic and staged xx.xx-lane/six-of-seven-lane deployment constrain national scale and modernization assumptions.
    - Evidence informing forecast-year allocation inputs; displayed values and growth are calculated: Sydney's xx.xx-million traffic and staged xx.xx-lane/six-of-seven-lane deployment constrain national scale and modernization assumptions.
    - Evidence informing base-year allocation inputs; displayed values and growth are calculated: Quantified staged deployment supports regional heterogeneity, not a common modernization timetable.
    - Evidence informing forecast-year allocation inputs; displayed values and growth are calculated: Quantified staged deployment supports regional heterogeneity, not a common modernization timetable.
28. U.S. Senator Michael Bennet - SAFEGUARDS Act announcement, 23 July 2025
    - Evidence informing base-year allocation inputs; displayed values and growth are calculated: The xx.xx-airport and xx.xx-lane national footprint constrains minimum network support; proposed funding is not counted as realized revenue.
    - Evidence informing forecast-year allocation inputs; displayed values and growth are calculated: The xx.xx-airport and xx.xx-lane national footprint constrains minimum network support; proposed funding is not counted as realized revenue.
29. Smiths Detection - Service
    - Evidence informing base-year allocation inputs; displayed values and growth are calculated: Supports commercial maintenance, refurbishment and parts offerings for portable equipment without establishing baggage-specific service receipts.
    - Evidence informing forecast-year allocation inputs; displayed values and growth are calculated: Supports commercial maintenance, refurbishment and parts offerings for portable equipment without establishing baggage-specific service receipts.
30. Explosives Trace Detectors (ETDs): Market Survey Report, November 2021
    - Evidence informing base-year allocation inputs; displayed values and growth are calculated: Historical IONSCAN xx.xx list-price configurations around USD xx.xx-xx.xx constrain the IMS price class; they do not establish 2025 purchasing volumes or realizations. ([dhs.gov](https://dhs.gov/sites/default/files/2021-xx.xx/SAVER_Explosives%20Trace%20Detectors%20MSR_08Nov2021_Final-xx.xx.pdf))
    - Evidence informing forecast-year allocation inputs; displayed values and growth are calculated: Historical IONSCAN xx.xx list-price configurations around USD xx.xx-xx.xx constrain the IMS price class; they do not establish 2025 purchasing volumes or realizations. ([dhs.gov](https://dhs.gov/sites/default/files/2021-xx.xx/SAVER_Explosives%20Trace%20Detectors%20MSR_08Nov2021_Final-xx.xx.pdf))
31. CATSA's Purchase Order Terms and Conditions
    - Evidence informing base-year allocation inputs; displayed values and growth are calculated: Maintenance and consumable escalation limits qualify the trace-platform pricing assumption rather than establishing the modeled IMS share.
    - Evidence informing forecast-year allocation inputs; displayed values and growth are calculated: Maintenance and consumable escalation limits qualify the trace-platform pricing assumption rather than establishing the modeled IMS share.

8.4. Raman Spectroscopy

Table 89. Global Airport Baggage Screening Systems Market Size, by Raman Spectroscopy, by Region, 2017-2040 (USD Million)

Region	2017	2024	2025	2026	2027	2032	2040	CAGR (%)
Africa	xx.xx	xx.xx	xx.xx	xx.xx	xx.xx	xx.xx	xx.xx	xx.xx
Asia-Pacific	xx.xx	xx.xx	xx.xx	xx.xx	xx.xx	xx.xx	xx.xx	xx.xx
Europe	xx.xx	xx.xx	xx.xx	xx.xx	xx.xx	xx.xx	xx.xx	xx.xx
Latin America	xx.xx	xx.xx	xx.xx	xx.xx	xx.xx	xx.xx	xx.xx	xx.xx
Middle East	xx.xx	xx.xx	xx.xx	xx.xx	xx.xx	xx.xx	xx.xx	xx.xx
North America	xx.xx	xx.xx	xx.xx	xx.xx	xx.xx	xx.xx	xx.xx	xx.xx
Total	**xx.xx**	**xx.xx**	**xx.xx**	**xx.xx**	**xx.xx**	**xx.xx**	**xx.xx**	**xx.xx**

Table 90. Global Airport Baggage Screening Systems Market Size, by Raman Spectroscopy, by Group, 2017-2040 (USD Million)

Group	2017	2024	2025	2026	2027	2032	2040	CAGR (%)
ASEAN	xx.xx	xx.xx	xx.xx	xx.xx	xx.xx	xx.xx	xx.xx	xx.xx
BRICS	xx.xx	xx.xx	xx.xx	xx.xx	xx.xx	xx.xx	xx.xx	xx.xx
European Union	xx.xx	xx.xx	xx.xx	xx.xx	xx.xx	xx.xx	xx.xx	xx.xx
G7	xx.xx	xx.xx	xx.xx	xx.xx	xx.xx	xx.xx	xx.xx	xx.xx
GCC	xx.xx	xx.xx	xx.xx	xx.xx	xx.xx	xx.xx	xx.xx	xx.xx
NATO	xx.xx	xx.xx	xx.xx	xx.xx	xx.xx	xx.xx	xx.xx	xx.xx

Table 91. Global Airport Baggage Screening Systems Market Size, by Raman Spectroscopy, by Country, 2017-2040 (USD Million)

Country	2017	2024	2025	2026	2027	2032	2040	CAGR (%)
Australia	xx.xx	xx.xx	xx.xx	xx.xx	xx.xx	xx.xx	xx.xx	xx.xx
Brazil	xx.xx	xx.xx	xx.xx	xx.xx	xx.xx	xx.xx	xx.xx	xx.xx
Canada	xx.xx	xx.xx	xx.xx	xx.xx	xx.xx	xx.xx	xx.xx	xx.xx
China	xx.xx	xx.xx	xx.xx	xx.xx	xx.xx	xx.xx	xx.xx	xx.xx
France	xx.xx	xx.xx	xx.xx	xx.xx	xx.xx	xx.xx	xx.xx	xx.xx
Germany	xx.xx	xx.xx	xx.xx	xx.xx	xx.xx	xx.xx	xx.xx	xx.xx
India	xx.xx	xx.xx	xx.xx	xx.xx	xx.xx	xx.xx	xx.xx	xx.xx
Italy	xx.xx	xx.xx	xx.xx	xx.xx	xx.xx	xx.xx	xx.xx	xx.xx
Japan	xx.xx	xx.xx	xx.xx	xx.xx	xx.xx	xx.xx	xx.xx	xx.xx
Mexico	xx.xx	xx.xx	xx.xx	xx.xx	xx.xx	xx.xx	xx.xx	xx.xx
Russia	xx.xx	xx.xx	xx.xx	xx.xx	xx.xx	xx.xx	xx.xx	xx.xx
South Korea	xx.xx	xx.xx	xx.xx	xx.xx	xx.xx	xx.xx	xx.xx	xx.xx
Spain	xx.xx	xx.xx	xx.xx	xx.xx	xx.xx	xx.xx	xx.xx	xx.xx
United Kingdom	xx.xx	xx.xx	xx.xx	xx.xx	xx.xx	xx.xx	xx.xx	xx.xx
United States	xx.xx	xx.xx	xx.xx	xx.xx	xx.xx	xx.xx	xx.xx	xx.xx
Others	xx.xx	xx.xx	xx.xx	xx.xx	xx.xx	xx.xx	xx.xx	xx.xx
Total	**xx.xx**	**xx.xx**	**xx.xx**	**xx.xx**	**xx.xx**	**xx.xx**	**xx.xx**	**xx.xx**

Sources & Evidence

1. Liquid Explosive Detector, Bottle Liquid Scanner, Insight

   · Taxonomy evidence: The offering explicitly identifies spatially offset Raman spectroscopy for airport threat detection, establishing Raman as a commercially offered sensing platform in the captured boundary. ([agilent.com](https://www.agilent.com/en/product/molecular-spectroscopy/raman-spectroscopy/raman-aviation-security-systems/insight-series-alarm-resolution-systems))

   · Evidence informing base-year allocation inputs; displayed values and growth are calculated: Identifies Raman-based airport resolution products and dated September 2025 launch and May 2026 contract announcements. Supports category continuity and adoption premises, not global unit or revenue shares. ([agilent.com](https://www.agilent.com/en/product/molecular-spectroscopy/raman-spectroscopy/raman-aviation-security-systems/insight-series-alarm-resolution-systems))

   · Evidence informing forecast-year allocation inputs; displayed values and growth are calculated: Identifies Raman-based airport resolution products and dated September 2025 launch and May 2026 contract announcements. Supports category continuity and adoption premises, not global unit or revenue shares. ([agilent.com](https://www.agilent.com/en/product/molecular-spectroscopy/raman-spectroscopy/raman-aviation-security-systems/insight-series-alarm-resolution-systems))

2. House Report 119-173 - Department of Homeland Security Appropriations Bill, 2026

   · Evidence informing the 2030 market-value input; displayed series and growth include calculations: The aging installed fleet supports replacement demand, but does not establish the forecast's realization dates or annual purchasing rate. ([govinfo.gov](https://www.govinfo.gov/content/pkg/CRPT-119hrpt173/html/CRPT-119hrpt173.htm))

3. GAO-24-106573 - DHS Annual Assessment: Most Programs Are Meeting Current Goals, but Some Continue to Face Cost and Schedule Challenges
   - Evidence informing the 2026 market-value input; displayed series and growth include calculations: Reports plans for xx.xx checkpoint systems and xx.xx increment-one deployments by September 2023; supports an incomplete replacement cycle rather than universal CT adoption. ([gao.gov](https://www.gao.gov/assets/gao-xx.xx-xx.xx.pdf))
4. Global Airport Passenger Traffic Reaches Record 9.8 Billion in 2025, Airports Council International World reports
   - Evidence informing the 2026 market-value input; displayed series and growth include calculations: Reports cooling passenger-growth momentum in 2026, supporting moderation of traffic-driven equipment expansion despite continuing replacement demand. ([aci.aero](https://aci.aero/2026/xx.xx/xx.xx/global-airport-passenger-traffic-reaches-record-xx.xx-xx.xx-billion-in-2025-airports-council-international-world-reports/))
   - Evidence informing base-year allocation inputs; displayed values and growth are calculated: Full-year 2025 traffic weakness qualifies the mature-market expansion assumption.
   - Evidence informing forecast-year allocation inputs; displayed values and growth are calculated: Full-year 2025 traffic weakness qualifies the mature-market expansion assumption.
   - Evidence informing base-year allocation inputs; displayed values and growth are calculated: Full-year growth provides a regional direction check, not an equipment-share observation.
   - Evidence informing forecast-year allocation inputs; displayed values and growth are calculated: Full-year growth provides a regional direction check, not an equipment-share observation.
   - Evidence informing base-year allocation inputs; displayed values and growth are calculated: Full-year traffic growth constrains the regional demand premise.
   - Evidence informing forecast-year allocation inputs; displayed values and growth are calculated: Full-year traffic growth constrains the regional demand premise.
   - Evidence informing forecast-year allocation inputs; displayed values and growth are calculated: The reported first-half 2026 decline of xx.xx% constrains the recovery scenario.
   - Evidence informing base-year allocation inputs; displayed values and growth are calculated: Reported 2025 growth provides a demand-direction check; procurement intensity remains assumed.
   - Evidence informing forecast-year allocation inputs; displayed values and growth are calculated: Reported 2025 growth provides a demand-direction check; procurement intensity remains assumed.
   - Evidence informing base-year allocation inputs; displayed values and growth are calculated: Reported traffic momentum supports differentiated demand, not the final modeled forecast share.
   - Evidence informing forecast-year allocation inputs; displayed values and growth are calculated: Reported traffic momentum supports differentiated demand, not the final modeled forecast share.
5. Smiths Group PLC - Full Year Results for the 12 Months Ended 31 July 2025
   - Evidence informing the 2024 market-value input; displayed series and growth include calculations: Discloses aviation original-equipment revenue of xx.xx and aftermarket revenue of xx.xx for FY2024; supplies historical cycle proxies. ([www-live.smiths.com](https://www-live.smiths.com/media/snqpxwkd/smiths-group-plc-annual-results-2025-press-release.pdf))
   - Evidence informing the 2027 market-value input; displayed series and growth include calculations: Reports approximately xx.xx cumulative CTiX sales and continuing aviation upgrade demand; supports replacement activity, not an observed global forecast. ([www-live.smiths.com](https://www-live.smiths.com/media/snqpxwkd/smiths-group-plc-annual-results-2025-press-release.pdf))

6. Smiths Group PLC - Annual Report & Accounts FY2023
   - Evidence informing the 2022 market-value input; displayed series and growth include calculations: Reports FY2022 aviation original-equipment revenue of xx.xx, used as a dimensionless historical capital-cycle proxy. ([www-live.smiths.com](https://www-live.smiths.com/media/phjp1j44/smiths-annual-report-2023.pdf))
   - Evidence informing the 2023 market-value input; displayed series and growth include calculations: Reports FY2023 aviation original-equipment revenue of xx.xx and aftermarket revenue of xx.xx; supports the modeled recovery direction. ([www-live.smiths.com](https://www-live.smiths.com/media/phjp1j44/smiths-annual-report-2023.pdf))
7. Smiths Group PLC - Annual Report FY2022
   - Evidence informing the 2021 market-value input; displayed series and growth include calculations: Reports FY2021 aviation revenue of xx.xx, providing a historical purchasing-cycle reference rather than a global observation. ([www-live.smiths.com](https://www-live.smiths.com/media/xjvdpblr/smiths-annual-report-2022-report.pdf))
   - Evidence informing the 2022 market-value input; displayed series and growth include calculations: Reports FY2022 aviation revenue of xx.xx and continued weakness in aviation original equipment; supports a delayed capital-spending trough. ([www-live.smiths.com](https://www-live.smiths.com/media/xjvdpblr/smiths-annual-report-2022-report.pdf))
8. Smiths Group PLC - Annual Results for the Year Ended 31 July 2019
   - Evidence informing the 2018 market-value input; displayed series and growth include calculations: Reports FY2018 aviation revenue of xx.xx, supplying the historical comparison underlying the backcast. ([smiths.com](https://www.smiths.com/media/u4wla1bw/smiths-group-plc-annual-results-2019-press-release.pdf))
   - Evidence informing the 2019 market-value input; displayed series and growth include calculations: Reports FY2019 aviation revenue of xx.xx and customer delivery deferrals, qualifying a traffic-only growth model. ([smiths.com](https://www.smiths.com/media/u4wla1bw/smiths-group-plc-annual-results-2019-press-release.pdf))
   - Evidence informing the 2020 market-value input; displayed series and growth include calculations: Identifies deliveries deferred into FY2020; supports the possibility of backlog-supported spending despite a contemporaneous traffic shock, not the exact modeled growth rate. ([smiths.com](https://www.smiths.com/media/u4wla1bw/smiths-group-plc-annual-results-2019-press-release.pdf))
9. ACI World - The High-Wire Balancing Act: Global Air Transport Demand in 2018 and 2019
   - Evidence informing the 2017 market-value input; displayed series and growth include calculations: Reports xx.xx airport passengers and xx.xx% growth in 2018; the growth observation informs the 2017 backcast bridge. ([blog.aci.aero](https://blog.aci.aero/airport-economics/the-high-wire-balancing-act-global-air-transport-demand-in-2018-and-2019/))
   - Evidence informing the 2018 market-value input; displayed series and growth include calculations: Provides the observed 2018 traffic-growth reference, not an equipment-market growth observation. ([blog.aci.aero](https://blog.aci.aero/airport-economics/the-high-wire-balancing-act-global-air-transport-demand-in-2018-and-2019/))
10. ICAO A42-WP/556 - State of the Industry and Outlook for Airport Traffic, Presented by ACI
    - Evidence informing the 2020 market-value input; displayed series and growth include calculations: Records the collapse from xx.xx airport passengers in 2019 to xx.xx in 2020; constrains the shock and funding-risk interpretation. ([icao.int](https://www.icao.int/sites/default/files/Meetings/a42/Documents/WP/wp_556_en.pdf))
    - Evidence informing the 2021 market-value input; displayed series and growth include calculations: Reports xx.xx airport passengers in 2021, supporting a prolonged funding and activity shock. ([icao.int](https://www.icao.int/sites/default/files/Meetings/a42/Documents/WP/wp_556_en.pdf))
    - Evidence informing the 2023 market-value input; displayed series and growth include calculations: Reports xx.xx airport passengers in 2023; traffic recovery is distinguished from equipment purchasing. ([icao.int](https://www.icao.int/sites/default/files/Meetings/a42/Documents/WP/wp_556_en.pdf))
    - Evidence informing the 2024 market-value input; displayed series and growth include calculations: Reports xx.xx airport passengers in 2024, providing a demand recovery cross-check. ([icao.int](https://www.icao.int/sites/default/files/Meetings/a42/Documents/WP/wp_556_en.pdf))

11. Port of Seattle - Baggage Handling System Optimization
    - Evidence informing the 2029 market-value input; displayed series and growth include calculations: Seattle plans to consolidate six baggage-screening systems, increase supported passenger capacity, and reduce screening-machine demand. Supports integration spending without one-for-one detector growth. ([portseattle.org](https://www.portseattle.org/projects/baggage-handling-system-optimization))
    - Evidence informing the 2032 market-value input; displayed series and growth include calculations: The consolidation example constrains equipment-volume assumptions; its whole baggage-handling project value is excluded from market sizing. ([portseattle.org](https://www.portseattle.org/projects/baggage-handling-system-optimization))
    - Evidence informing the 2040 market-value input; displayed series and growth include calculations: Provides a commercial counterexample to extrapolating passenger growth directly into machine counts throughout the long-range forecast. ([portseattle.org](https://www.portseattle.org/projects/baggage-handling-system-optimization))
12. Smiths Group PLC - Half Year Results for the Six Months Ended 31 January 2026
    - Evidence informing the 2026 market-value input; displayed series and growth include calculations: Reports xx.xx% organic growth for Smiths Detection in HY2026, with aviation checkpoint upgrades contributing. Supports a positive 2026 nowcast, not a directly observed global growth rate. ([www-live.smiths.com](https://www-live.smiths.com/media/villk35h/smiths-hy26-results-press-release.pdf))
13. ACI World - Biannual global air travel demand update, 30 September 2025
    - Evidence informing base-year allocation inputs; displayed values and growth are calculated: Regional traffic-scale input; geographic rebasing and spending intensities are modeled.
    - Evidence informing forecast-year allocation inputs; displayed values and growth are calculated: Regional traffic-scale input; geographic rebasing and spending intensities are modeled.
    - Evidence informing base-year allocation inputs; displayed values and growth are calculated: Regional traffic-scale input; Mexico is reassigned to its captured North American parent.
    - Evidence informing forecast-year allocation inputs; displayed values and growth are calculated: Regional traffic-scale input; Mexico is reassigned to its captured North American parent.
    - Evidence informing base-year allocation inputs; displayed values and growth are calculated: Regional traffic-scale input; source membership differs from the captured hierarchy.
    - Evidence informing forecast-year allocation inputs; displayed values and growth are calculated: Regional traffic-scale input; source membership differs from the captured hierarchy.
    - Evidence informing base-year allocation inputs; displayed values and growth are calculated: Regional traffic-scale input before the modeled Turkey and Israel bridge.
    - Evidence informing forecast-year allocation inputs; displayed values and growth are calculated: Regional traffic-scale input before the modeled Turkey and Israel bridge.
    - Evidence informing base-year allocation inputs; displayed values and growth are calculated: The xx.xx-million 2025 traffic estimate constrains the regional demand proxy, not equipment spending.
    - Evidence informing forecast-year allocation inputs; displayed values and growth are calculated: The xx.xx-million 2025 traffic estimate constrains the regional demand proxy, not equipment spending.
    - Evidence informing base-year allocation inputs; displayed values and growth are calculated: The xx.xx-billion 2025 traffic estimate constrains regional scale; forecast purchasing convergence is assumed.
    - Evidence informing forecast-year allocation inputs; displayed values and growth are calculated: The xx.xx-billion 2025 traffic estimate constrains regional scale; forecast purchasing convergence is assumed.

14. CATSA - 2025 Annual Report, Management's Discussion and Analysis
    - Evidence informing base-year allocation inputs; displayed values and growth are calculated: C$xx.xx EDS capital expenditure constrains the Canadian expenditure calibration; baggage attribution is modeled.
    - Evidence informing forecast-year allocation inputs; displayed values and growth are calculated: C$xx.xx EDS capital expenditure constrains the Canadian expenditure calibration; baggage attribution is modeled.
    - Evidence informing base-year allocation inputs; displayed values and growth are calculated: Buyer-spending calibration supports a premium regional equipment/support intensity, not an observed regional share.
    - Evidence informing forecast-year allocation inputs; displayed values and growth are calculated: Buyer-spending calibration supports a premium regional equipment/support intensity, not an observed regional share.
15. Leidos - Leidos wins TSA logistics contract, 23 January 2025
    - Evidence informing base-year allocation inputs; displayed values and growth are calculated: The eight-year, USD xx.xx maximum sustainment award covers xx.xx units at over xx.xx locations; scope and realization adjustments are modeled.
    - Evidence informing forecast-year allocation inputs; displayed values and growth are calculated: The eight-year, USD xx.xx maximum sustainment award covers xx.xx units at over xx.xx locations; scope and realization adjustments are modeled.
    - Evidence informing base-year allocation inputs; displayed values and growth are calculated: Supports recurring-support scale and manufacturer-coordination constraints, not unrestricted service access.
    - Evidence informing forecast-year allocation inputs; displayed values and growth are calculated: Supports recurring-support scale and manufacturer-coordination constraints, not unrestricted service access.
16. ACI-LAC - Air Traffic in Latin America and the Caribbean Maintains Growth Trajectory with a 5% Increase in 2025
    - Evidence informing base-year allocation inputs; displayed values and growth are calculated: Brazil's xx.xx-million airport-traffic aggregate constrains its demand scale; equipment intensity remains modeled.
    - Evidence informing forecast-year allocation inputs; displayed values and growth are calculated: Brazil's xx.xx-million airport-traffic aggregate constrains its demand scale; equipment intensity remains modeled.
    - Evidence informing base-year allocation inputs; displayed values and growth are calculated: Regional traffic evidence constrains the common country model while leaving uncatalogued activity.
    - Evidence informing forecast-year allocation inputs; displayed values and growth are calculated: Regional traffic evidence constrains the common country model while leaving uncatalogued activity.
17. Eurostat - Air passenger transport statistics, December 2025, Table 1: 2024 country traffic
    - Evidence informing base-year allocation inputs; displayed values and growth are calculated: Traffic primitive.
    - Evidence informing forecast-year allocation inputs; displayed values and growth are calculated: Traffic primitive.
18. Eurostat - Air passenger transport: data by month
    - Evidence informing base-year allocation inputs; displayed values and growth are calculated: Interim country changes inform assumed 2025 bridges; domestic endpoint and expenditure adjustments remain modeled.
    - Evidence informing forecast-year allocation inputs; displayed values and growth are calculated: Interim country changes inform assumed 2025 bridges; domestic endpoint and expenditure adjustments remain modeled.

19. ACI EUROPE - 2025 all about traffic resilience as Europe's airports welcomed an additional 100 million passengers
    - Evidence informing base-year allocation inputs; displayed values and growth are calculated: Country growth heterogeneity constrains the shared European purchasing model.
    - Evidence informing forecast-year allocation inputs; displayed values and growth are calculated: Country growth heterogeneity constrains the shared European purchasing model.
    - Evidence informing base-year allocation inputs; displayed values and growth are calculated: Published Russian weakness constrains, rather than validates, its working scale.
    - Evidence informing forecast-year allocation inputs; displayed values and growth are calculated: Published Russian weakness constrains, rather than validates, its working scale.
    - Evidence informing base-year allocation inputs; displayed values and growth are calculated: Annual growth input to the 2025 bridge.
    - Evidence informing forecast-year allocation inputs; displayed values and growth are calculated: Annual growth input to the 2025 bridge.
20. UK Civil Aviation Authority - UK aviation officially breaks records with over 300m passenger journeys in 2025
    - Evidence informing base-year allocation inputs; displayed values and growth are calculated: The xx.xx-million UK-and-Crown-Dependency headline constrains the modeled UK country traffic bridge.
    - Evidence informing forecast-year allocation inputs; displayed values and growth are calculated: The xx.xx-million UK-and-Crown-Dependency headline constrains the modeled UK country traffic bridge.
21. Fraport - AI for Monitoring Aviation Security, 22 January 2026
    - Evidence informing base-year allocation inputs; displayed values and growth are calculated: Over xx.xx CT scanners and approximately EUR xx.xx cumulative checkpoint investment support a premium installed-mix premise, not annual national revenue.
    - Evidence informing forecast-year allocation inputs; displayed values and growth are calculated: Over xx.xx CT scanners and approximately EUR xx.xx cumulative checkpoint investment support a premium installed-mix premise, not annual national revenue.
    - Evidence informing base-year allocation inputs; displayed values and growth are calculated: Quantified national deployment provides an independent test of heterogeneous European modernization.
    - Evidence informing forecast-year allocation inputs; displayed values and growth are calculated: Quantified national deployment provides an independent test of heterogeneous European modernization.
22. ECAC - Common Evaluation Process of security equipment
    - Evidence informing base-year allocation inputs; displayed values and growth are calculated: Evaluation is not national approval; no uniform cross-country market-access premium is assumed.
    - Evidence informing forecast-year allocation inputs; displayed values and growth are calculated: Evaluation is not national approval; no uniform cross-country market-access premium is assumed.
23. DHMİ - Havayolunda Cumhuriyet Tarihinin Rekoru, 9 January 2026
    - Evidence informing base-year allocation inputs; displayed values and growth are calculated: Supports the traffic rebasing into the captured Middle Eastern parent.
    - Evidence informing forecast-year allocation inputs; displayed values and growth are calculated: Supports the traffic rebasing into the captured Middle Eastern parent.
24. Smiths Detection - DAEP checkpoint screening contract for Dubai International Airport, 7 May 2025
    - Evidence informing base-year allocation inputs; displayed values and growth are calculated: Purchaser-specific award evidence supports a bounded premium-mix premise, not a GCC-wide allocation.
    - Evidence informing forecast-year allocation inputs; displayed values and growth are calculated: Purchaser-specific award evidence supports a bounded premium-mix premise, not a GCC-wide allocation.
25. Airports Company South Africa - Airport statistics
    - Evidence informing base-year allocation inputs; displayed values and growth are calculated: Provides an operating-network commercial anchor for the regional installed-base premise.
    - Evidence informing forecast-year allocation inputs; displayed values and growth are calculated: Provides an operating-network commercial anchor for the regional installed-base premise.

26. CAAC - 2025 Civil Aviation Industry Development Statistical Bulletin, 17 April 2026
- Evidence informing base-year allocation inputs; displayed values and growth are calculated: Reports xx.xx mainland airport movements and xx.xx transport airports in 2025; the Hong Kong/Macao extension is modeled.
- Evidence informing forecast-year allocation inputs; displayed values and growth are calculated: Reports xx.xx mainland airport movements and xx.xx transport airports in 2025; the Hong Kong/Macao extension is modeled.
- Evidence informing base-year allocation inputs; displayed values and growth are calculated: Large-market traffic and airport-network scale constrain the regional demand model.
- Evidence informing forecast-year allocation inputs; displayed values and growth are calculated: Large-market traffic and airport-network scale constrain the regional demand model.

27. Sydney Airport - Traffic and Operational Performance Q4 2025
- Evidence informing base-year allocation inputs; displayed values and growth are calculated: Sydney's xx.xx-million traffic and staged xx.xx-lane/six-of-seven-lane deployment constrain national scale and modernization assumptions.
- Evidence informing forecast-year allocation inputs; displayed values and growth are calculated: Sydney's xx.xx-million traffic and staged xx.xx-lane/six-of-seven-lane deployment constrain national scale and modernization assumptions.
- Evidence informing base-year allocation inputs; displayed values and growth are calculated: Quantified staged deployment supports regional heterogeneity, not a common modernization timetable.
- Evidence informing forecast-year allocation inputs; displayed values and growth are calculated: Quantified staged deployment supports regional heterogeneity, not a common modernization timetable.

28. U.S. Senator Michael Bennet - SAFEGUARDS Act announcement, 23 July 2025
- Evidence informing base-year allocation inputs; displayed values and growth are calculated: The xx.xx-airport and xx.xx-lane national footprint constrains minimum network support; proposed funding is not counted as realized revenue.
- Evidence informing forecast-year allocation inputs; displayed values and growth are calculated: The xx.xx-airport and xx.xx-lane national footprint constrains minimum network support; proposed funding is not counted as realized revenue.

8.5. Dielectric and Microwave Analysis

Table 92. Global Airport Baggage Screening Systems Market Size, by Dielectric and Microwave Analysis, by Region, 2017-2040 (USD Million)

Region	2017	2024	2025	2026	2027	2032	2040	CAGR (%)
Africa	xx.xx	xx.xx	xx.xx	xx.xx	xx.xx	xx.xx	xx.xx	xx.xx
Asia-Pacific	xx.xx	xx.xx	xx.xx	xx.xx	xx.xx	xx.xx	xx.xx	xx.xx
Europe	xx.xx	xx.xx	xx.xx	xx.xx	xx.xx	xx.xx	xx.xx	xx.xx
Latin America	xx.xx	xx.xx	xx.xx	xx.xx	xx.xx	xx.xx	xx.xx	xx.xx
Middle East	xx.xx	xx.xx	xx.xx	xx.xx	xx.xx	xx.xx	xx.xx	xx.xx
North America	xx.xx	xx.xx	xx.xx	xx.xx	xx.xx	xx.xx	xx.xx	xx.xx
Total	**xx.xx**	**xx.xx**	**xx.xx**	**xx.xx**	**xx.xx**	**xx.xx**	**xx.xx**	**xx.xx**

Table 93. Global Airport Baggage Screening Systems Market Size, by Dielectric and Microwave Analysis, by Group, 2017-2040 (USD Million)

Group	2017	2024	2025	2026	2027	2032	2040	CAGR (%)
ASEAN	xx.xx	xx.xx	xx.xx	xx.xx	xx.xx	xx.xx	xx.xx	xx.xx
BRICS	xx.xx	xx.xx	xx.xx	xx.xx	xx.xx	xx.xx	xx.xx	xx.xx
European Union	xx.xx	xx.xx	xx.xx	xx.xx	xx.xx	xx.xx	xx.xx	xx.xx
G7	xx.xx	xx.xx	xx.xx	xx.xx	xx.xx	xx.xx	xx.xx	xx.xx
GCC	xx.xx	xx.xx	xx.xx	xx.xx	xx.xx	xx.xx	xx.xx	xx.xx
NATO	xx.xx	xx.xx	xx.xx	xx.xx	xx.xx	xx.xx	xx.xx	xx.xx

Table 94. Global Airport Baggage Screening Systems Market Size, by Dielectric and Microwave Analysis, by Country, 2017-2040 (USD Million)

Country	2017	2024	2025	2026	2027	2032	2040	CAGR (%)
Australia	xx.xx	xx.xx	xx.xx	xx.xx	xx.xx	xx.xx	xx.xx	xx.xx
Brazil	xx.xx	xx.xx	xx.xx	xx.xx	xx.xx	xx.xx	xx.xx	xx.xx
Canada	xx.xx	xx.xx	xx.xx	xx.xx	xx.xx	xx.xx	xx.xx	xx.xx
China	xx.xx	xx.xx	xx.xx	xx.xx	xx.xx	xx.xx	xx.xx	xx.xx
France	xx.xx	xx.xx	xx.xx	xx.xx	xx.xx	xx.xx	xx.xx	xx.xx
Germany	xx.xx	xx.xx	xx.xx	xx.xx	xx.xx	xx.xx	xx.xx	xx.xx
India	xx.xx	xx.xx	xx.xx	xx.xx	xx.xx	xx.xx	xx.xx	xx.xx
Italy	xx.xx	xx.xx	xx.xx	xx.xx	xx.xx	xx.xx	xx.xx	xx.xx
Japan	xx.xx	xx.xx	xx.xx	xx.xx	xx.xx	xx.xx	xx.xx	xx.xx
Mexico	xx.xx	xx.xx	xx.xx	xx.xx	xx.xx	xx.xx	xx.xx	xx.xx
Russia	xx.xx	xx.xx	xx.xx	xx.xx	xx.xx	xx.xx	xx.xx	xx.xx
South Korea	xx.xx	xx.xx	xx.xx	xx.xx	xx.xx	xx.xx	xx.xx	xx.xx
Spain	xx.xx	xx.xx	xx.xx	xx.xx	xx.xx	xx.xx	xx.xx	xx.xx
United Kingdom	xx.xx	xx.xx	xx.xx	xx.xx	xx.xx	xx.xx	xx.xx	xx.xx
United States	xx.xx	xx.xx	xx.xx	xx.xx	xx.xx	xx.xx	xx.xx	xx.xx
Others	xx.xx	xx.xx	xx.xx	xx.xx	xx.xx	xx.xx	xx.xx	xx.xx
Total	**xx.xx**	**xx.xx**	**xx.xx**	**xx.xx**	**xx.xx**	**xx.xx**	**xx.xx**	**xx.xx**

Sources & Evidence

1. House Report 119-173 - Department of Homeland Security Appropriations Bill, 2026

   · Evidence informing the 2030 market-value input; displayed series and growth include calculations: The aging installed fleet supports replacement demand, but does not establish the forecast's realization dates or annual purchasing rate. ([govinfo.gov](https://www.govinfo.gov/content/pkg/CRPT-119hrpt173/html/CRPT-119hrpt173.htm))

2. GAO-24-106573 - DHS Annual Assessment: Most Programs Are Meeting Current Goals, but Some Continue to Face Cost and Schedule Challenges
   - Evidence informing the 2026 market-value input; displayed series and growth include calculations: Reports plans for xx.xx checkpoint systems and xx.xx increment-one deployments by September 2023; supports an incomplete replacement cycle rather than universal CT adoption. ([gao.gov](https://www.gao.gov/assets/gao-xx.xx-xx.xx.pdf))
3. Global Airport Passenger Traffic Reaches Record 9.8 Billion in 2025, Airports Council International World reports
   - Evidence informing the 2026 market-value input; displayed series and growth include calculations: Reports cooling passenger-growth momentum in 2026, supporting moderation of traffic-driven equipment expansion despite continuing replacement demand. ([aci.aero](https://aci.aero/2026/xx.xx/xx.xx/global-airport-passenger-traffic-reaches-record-xx.xx-xx.xx-billion-in-2025-airports-council-international-world-reports/))
   - Evidence informing base-year allocation inputs; displayed values and growth are calculated: Full-year 2025 traffic weakness qualifies the mature-market expansion assumption.
   - Evidence informing forecast-year allocation inputs; displayed values and growth are calculated: Full-year 2025 traffic weakness qualifies the mature-market expansion assumption.
   - Evidence informing base-year allocation inputs; displayed values and growth are calculated: Full-year growth provides a regional direction check, not an equipment-share observation.
   - Evidence informing forecast-year allocation inputs; displayed values and growth are calculated: Full-year growth provides a regional direction check, not an equipment-share observation.
   - Evidence informing base-year allocation inputs; displayed values and growth are calculated: Full-year traffic growth constrains the regional demand premise.
   - Evidence informing forecast-year allocation inputs; displayed values and growth are calculated: Full-year traffic growth constrains the regional demand premise.
   - Evidence informing forecast-year allocation inputs; displayed values and growth are calculated: The reported first-half 2026 decline of xx.xx% constrains the recovery scenario.
   - Evidence informing base-year allocation inputs; displayed values and growth are calculated: Reported 2025 growth provides a demand-direction check; procurement intensity remains assumed.
   - Evidence informing forecast-year allocation inputs; displayed values and growth are calculated: Reported 2025 growth provides a demand-direction check; procurement intensity remains assumed.
   - Evidence informing base-year allocation inputs; displayed values and growth are calculated: Reported traffic momentum supports differentiated demand, not the final modeled forecast share.
   - Evidence informing forecast-year allocation inputs; displayed values and growth are calculated: Reported traffic momentum supports differentiated demand, not the final modeled forecast share.
4. Smiths Group PLC - Full Year Results for the 12 Months Ended 31 July 2025
   - Evidence informing the 2024 market-value input; displayed series and growth include calculations: Discloses aviation original-equipment revenue of xx.xx and aftermarket revenue of xx.xx for FY2024; supplies historical cycle proxies. ([www-live.smiths.com](https://www-live.smiths.com/media/snqpxwkd/smiths-group-plc-annual-results-2025-press-release.pdf))
   - Evidence informing the 2027 market-value input; displayed series and growth include calculations: Reports approximately xx.xx cumulative CTiX sales and continuing aviation upgrade demand; supports replacement activity, not an observed global forecast. ([www-live.smiths.com](https://www-live.smiths.com/media/snqpxwkd/smiths-group-plc-annual-results-2025-press-release.pdf))

5. Smiths Group PLC - Annual Report & Accounts FY2023
   · Evidence informing the 2022 market-value input; displayed series and growth include calculations: Reports FY2022 aviation original-equipment revenue of xx.xx, used as a dimensionless historical capital-cycle proxy. ([www-live.smiths.com](https://www-live.smiths.com/media/phjp1j44/smiths-annual-report-2023.pdf))
   · Evidence informing the 2023 market-value input; displayed series and growth include calculations: Reports FY2023 aviation original-equipment revenue of xx.xx and aftermarket revenue of xx.xx; supports the modeled recovery direction. ([www-live.smiths.com](https://www-live.smiths.com/media/phjp1j44/smiths-annual-report-2023.pdf))
6. Smiths Group PLC - Annual Report FY2022
   · Evidence informing the 2021 market-value input; displayed series and growth include calculations: Reports FY2021 aviation revenue of xx.xx, providing a historical purchasing-cycle reference rather than a global observation. ([www-live.smiths.com](https://www-live.smiths.com/media/xjvdpblr/smiths-annual-report-2022-report.pdf))
   · Evidence informing the 2022 market-value input; displayed series and growth include calculations: Reports FY2022 aviation revenue of xx.xx and continued weakness in aviation original equipment; supports a delayed capital-spending trough. ([www-live.smiths.com](https://www-live.smiths.com/media/xjvdpblr/smiths-annual-report-2022-report.pdf))
7. Smiths Group PLC - Annual Results for the Year Ended 31 July 2019
   · Evidence informing the 2018 market-value input; displayed series and growth include calculations: Reports FY2018 aviation revenue of xx.xx, supplying the historical comparison underlying the backcast. ([smiths.com](https://www.smiths.com/media/u4wla1bw/smiths-group-plc-annual-results-2019-press-release.pdf))
   · Evidence informing the 2019 market-value input; displayed series and growth include calculations: Reports FY2019 aviation revenue of xx.xx and customer delivery deferrals, qualifying a traffic-only growth model. ([smiths.com](https://www.smiths.com/media/u4wla1bw/smiths-group-plc-annual-results-2019-press-release.pdf))
   · Evidence informing the 2020 market-value input; displayed series and growth include calculations: Identifies deliveries deferred into FY2020; supports the possibility of backlog-supported spending despite a contemporaneous traffic shock, not the exact modeled growth rate. ([smiths.com](https://www.smiths.com/media/u4wla1bw/smiths-group-plc-annual-results-2019-press-release.pdf))
8. ACI World - The High-Wire Balancing Act: Global Air Transport Demand in 2018 and 2019
   · Evidence informing the 2017 market-value input; displayed series and growth include calculations: Reports xx.xx airport passengers and xx.xx% growth in 2018; the growth observation informs the 2017 backcast bridge. ([blog.aci.aero](https://blog.aci.aero/airport-economics/the-high-wire-balancing-act-global-air-transport-demand-in-2018-and-2019/))
   · Evidence informing the 2018 market-value input; displayed series and growth include calculations: Provides the observed 2018 traffic-growth reference, not an equipment-market growth observation. ([blog.aci.aero](https://blog.aci.aero/airport-economics/the-high-wire-balancing-act-global-air-transport-demand-in-2018-and-2019/))
9. ICAO A42-WP/556 - State of the Industry and Outlook for Airport Traffic, Presented by ACI
   · Evidence informing the 2020 market-value input; displayed series and growth include calculations: Records the collapse from xx.xx airport passengers in 2019 to xx.xx in 2020; constrains the shock and funding-risk interpretation. ([icao.int](https://www.icao.int/sites/default/files/Meetings/a42/Documents/WP/wp_556_en.pdf))
   · Evidence informing the 2021 market-value input; displayed series and growth include calculations: Reports xx.xx airport passengers in 2021, supporting a prolonged funding and activity shock. ([icao.int](https://www.icao.int/sites/default/files/Meetings/a42/Documents/WP/wp_556_en.pdf))
   · Evidence informing the 2023 market-value input; displayed series and growth include calculations: Reports xx.xx airport passengers in 2023; traffic recovery is distinguished from equipment purchasing. ([icao.int](https://www.icao.int/sites/default/files/Meetings/a42/Documents/WP/wp_556_en.pdf))
   · Evidence informing the 2024 market-value input; displayed series and growth include calculations: Reports xx.xx airport passengers in 2024, providing a demand recovery cross-check. ([icao.int](https://www.icao.int/sites/default/files/Meetings/a42/Documents/WP/wp_556_en.pdf))

10. Port of Seattle - Baggage Handling System Optimization
    - Evidence informing the 2029 market-value input; displayed series and growth include calculations: Seattle plans to consolidate six baggage-screening systems, increase supported passenger capacity, and reduce screening-machine demand. Supports integration spending without one-for-one detector growth. ([portseattle.org](https://www.portseattle.org/projects/baggage-handling-system-optimization))
    - Evidence informing the 2032 market-value input; displayed series and growth include calculations: The consolidation example constrains equipment-volume assumptions; its whole baggage-handling project value is excluded from market sizing. ([portseattle.org](https://www.portseattle.org/projects/baggage-handling-system-optimization))
    - Evidence informing the 2040 market-value input; displayed series and growth include calculations: Provides a commercial counterexample to extrapolating passenger growth directly into machine counts throughout the long-range forecast. ([portseattle.org](https://www.portseattle.org/projects/baggage-handling-system-optimization))
11. Smiths Group PLC - Half Year Results for the Six Months Ended 31 January 2026
    - Evidence informing the 2026 market-value input; displayed series and growth include calculations: Reports xx.xx% organic growth for Smiths Detection in HY2026, with aviation checkpoint upgrades contributing. Supports a positive 2026 nowcast, not a directly observed global growth rate. ([www-live.smiths.com](https://www-live.smiths.com/media/villk35h/smiths-hy26-results-press-release.pdf))
12. ACI World - Biannual global air travel demand update, 30 September 2025
    - Evidence informing base-year allocation inputs; displayed values and growth are calculated: Regional traffic-scale input; geographic rebasing and spending intensities are modeled.
    - Evidence informing forecast-year allocation inputs; displayed values and growth are calculated: Regional traffic-scale input; geographic rebasing and spending intensities are modeled.
    - Evidence informing base-year allocation inputs; displayed values and growth are calculated: Regional traffic-scale input; Mexico is reassigned to its captured North American parent.
    - Evidence informing forecast-year allocation inputs; displayed values and growth are calculated: Regional traffic-scale input; Mexico is reassigned to its captured North American parent.
    - Evidence informing base-year allocation inputs; displayed values and growth are calculated: Regional traffic-scale input; source membership differs from the captured hierarchy.
    - Evidence informing forecast-year allocation inputs; displayed values and growth are calculated: Regional traffic-scale input; source membership differs from the captured hierarchy.
    - Evidence informing base-year allocation inputs; displayed values and growth are calculated: Regional traffic-scale input before the modeled Turkey and Israel bridge.
    - Evidence informing forecast-year allocation inputs; displayed values and growth are calculated: Regional traffic-scale input before the modeled Turkey and Israel bridge.
    - Evidence informing base-year allocation inputs; displayed values and growth are calculated: The xx.xx-million 2025 traffic estimate constrains the regional demand proxy, not equipment spending.
    - Evidence informing forecast-year allocation inputs; displayed values and growth are calculated: The xx.xx-million 2025 traffic estimate constrains the regional demand proxy, not equipment spending.
    - Evidence informing base-year allocation inputs; displayed values and growth are calculated: The xx.xx-billion 2025 traffic estimate constrains regional scale; forecast purchasing convergence is assumed.
    - Evidence informing forecast-year allocation inputs; displayed values and growth are calculated: The xx.xx-billion 2025 traffic estimate constrains regional scale; forecast purchasing convergence is assumed.

13. CATSA - 2025 Annual Report, Management's Discussion and Analysis
    - Evidence informing base-year allocation inputs; displayed values and growth are calculated: C$xx.xx EDS capital expenditure constrains the Canadian expenditure calibration; baggage attribution is modeled.
    - Evidence informing forecast-year allocation inputs; displayed values and growth are calculated: C$xx.xx EDS capital expenditure constrains the Canadian expenditure calibration; baggage attribution is modeled.
    - Evidence informing base-year allocation inputs; displayed values and growth are calculated: Buyer-spending calibration supports a premium regional equipment/support intensity, not an observed regional share.
    - Evidence informing forecast-year allocation inputs; displayed values and growth are calculated: Buyer-spending calibration supports a premium regional equipment/support intensity, not an observed regional share.
14. Leidos - Leidos wins TSA logistics contract, 23 January 2025
    - Evidence informing base-year allocation inputs; displayed values and growth are calculated: The eight-year, USD xx.xx maximum sustainment award covers xx.xx units at over xx.xx locations; scope and realization adjustments are modeled.
    - Evidence informing forecast-year allocation inputs; displayed values and growth are calculated: The eight-year, USD xx.xx maximum sustainment award covers xx.xx units at over xx.xx locations; scope and realization adjustments are modeled.
    - Evidence informing base-year allocation inputs; displayed values and growth are calculated: Supports recurring-support scale and manufacturer-coordination constraints, not unrestricted service access.
    - Evidence informing forecast-year allocation inputs; displayed values and growth are calculated: Supports recurring-support scale and manufacturer-coordination constraints, not unrestricted service access.
15. ACI-LAC - Air Traffic in Latin America and the Caribbean Maintains Growth Trajectory with a 5% Increase in 2025
    - Evidence informing base-year allocation inputs; displayed values and growth are calculated: Brazil's xx.xx-million airport-traffic aggregate constrains its demand scale; equipment intensity remains modeled.
    - Evidence informing forecast-year allocation inputs; displayed values and growth are calculated: Brazil's xx.xx-million airport-traffic aggregate constrains its demand scale; equipment intensity remains modeled.
    - Evidence informing base-year allocation inputs; displayed values and growth are calculated: Regional traffic evidence constrains the common country model while leaving uncatalogued activity.
    - Evidence informing forecast-year allocation inputs; displayed values and growth are calculated: Regional traffic evidence constrains the common country model while leaving uncatalogued activity.
16. Eurostat - Air passenger transport statistics, December 2025, Table 1: 2024 country traffic
    - Evidence informing base-year allocation inputs; displayed values and growth are calculated: Traffic primitive.
    - Evidence informing forecast-year allocation inputs; displayed values and growth are calculated: Traffic primitive.
17. Eurostat - Air passenger transport: data by month
    - Evidence informing base-year allocation inputs; displayed values and growth are calculated: Interim country changes inform assumed 2025 bridges; domestic endpoint and expenditure adjustments remain modeled.
    - Evidence informing forecast-year allocation inputs; displayed values and growth are calculated: Interim country changes inform assumed 2025 bridges; domestic endpoint and expenditure adjustments remain modeled.

18. ACI EUROPE - 2025 all about traffic resilience as Europe's airports welcomed an additional 100 million passengers
    - Evidence informing base-year allocation inputs; displayed values and growth are calculated: Country growth heterogeneity constrains the shared European purchasing model.
    - Evidence informing forecast-year allocation inputs; displayed values and growth are calculated: Country growth heterogeneity constrains the shared European purchasing model.
    - Evidence informing base-year allocation inputs; displayed values and growth are calculated: Published Russian weakness constrains, rather than validates, its working scale.
    - Evidence informing forecast-year allocation inputs; displayed values and growth are calculated: Published Russian weakness constrains, rather than validates, its working scale.
    - Evidence informing base-year allocation inputs; displayed values and growth are calculated: Annual growth input to the 2025 bridge.
    - Evidence informing forecast-year allocation inputs; displayed values and growth are calculated: Annual growth input to the 2025 bridge.
19. UK Civil Aviation Authority - UK aviation officially breaks records with over 300m passenger journeys in 2025
    - Evidence informing base-year allocation inputs; displayed values and growth are calculated: The xx.xx-million UK-and-Crown-Dependency headline constrains the modeled UK country traffic bridge.
    - Evidence informing forecast-year allocation inputs; displayed values and growth are calculated: The xx.xx-million UK-and-Crown-Dependency headline constrains the modeled UK country traffic bridge.
20. Fraport - AI for Monitoring Aviation Security, 22 January 2026
    - Evidence informing base-year allocation inputs; displayed values and growth are calculated: Over xx.xx CT scanners and approximately EUR xx.xx cumulative checkpoint investment support a premium installed-mix premise, not annual national revenue.
    - Evidence informing forecast-year allocation inputs; displayed values and growth are calculated: Over xx.xx CT scanners and approximately EUR xx.xx cumulative checkpoint investment support a premium installed-mix premise, not annual national revenue.
    - Evidence informing base-year allocation inputs; displayed values and growth are calculated: Quantified national deployment provides an independent test of heterogeneous European modernization.
    - Evidence informing forecast-year allocation inputs; displayed values and growth are calculated: Quantified national deployment provides an independent test of heterogeneous European modernization.
21. ECAC - Common Evaluation Process of security equipment
    - Evidence informing base-year allocation inputs; displayed values and growth are calculated: Evaluation is not national approval; no uniform cross-country market-access premium is assumed.
    - Evidence informing forecast-year allocation inputs; displayed values and growth are calculated: Evaluation is not national approval; no uniform cross-country market-access premium is assumed.
22. DHMİ - Havayolunda Cumhuriyet Tarihinin Rekoru, 9 January 2026
    - Evidence informing base-year allocation inputs; displayed values and growth are calculated: Supports the traffic rebasing into the captured Middle Eastern parent.
    - Evidence informing forecast-year allocation inputs; displayed values and growth are calculated: Supports the traffic rebasing into the captured Middle Eastern parent.
23. Smiths Detection - DAEP checkpoint screening contract for Dubai International Airport, 7 May 2025
    - Evidence informing base-year allocation inputs; displayed values and growth are calculated: Purchaser-specific award evidence supports a bounded premium-mix premise, not a GCC-wide allocation.
    - Evidence informing forecast-year allocation inputs; displayed values and growth are calculated: Purchaser-specific award evidence supports a bounded premium-mix premise, not a GCC-wide allocation.
24. Airports Company South Africa - Airport statistics
    - Evidence informing base-year allocation inputs; displayed values and growth are calculated: Provides an operating-network commercial anchor for the regional installed-base premise.
    - Evidence informing forecast-year allocation inputs; displayed values and growth are calculated: Provides an operating-network commercial anchor for the regional installed-base premise.

25. CAAC - 2025 Civil Aviation Industry Development Statistical Bulletin, 17 April 2026
    - Evidence informing base-year allocation inputs; displayed values and growth are calculated: Reports xx.xx mainland airport movements and xx.xx transport airports in 2025; the Hong Kong/Macao extension is modeled.
    - Evidence informing forecast-year allocation inputs; displayed values and growth are calculated: Reports xx.xx mainland airport movements and xx.xx transport airports in 2025; the Hong Kong/Macao extension is modeled.
    - Evidence informing base-year allocation inputs; displayed values and growth are calculated: Large-market traffic and airport-network scale constrain the regional demand model.
    - Evidence informing forecast-year allocation inputs; displayed values and growth are calculated: Large-market traffic and airport-network scale constrain the regional demand model.
26. Sydney Airport - Traffic and Operational Performance Q4 2025
    - Evidence informing base-year allocation inputs; displayed values and growth are calculated: Sydney's xx.xx-million traffic and staged xx.xx-lane/six-of-seven-lane deployment constrain national scale and modernization assumptions.
    - Evidence informing forecast-year allocation inputs; displayed values and growth are calculated: Sydney's xx.xx-million traffic and staged xx.xx-lane/six-of-seven-lane deployment constrain national scale and modernization assumptions.
    - Evidence informing base-year allocation inputs; displayed values and growth are calculated: Quantified staged deployment supports regional heterogeneity, not a common modernization timetable.
    - Evidence informing forecast-year allocation inputs; displayed values and growth are calculated: Quantified staged deployment supports regional heterogeneity, not a common modernization timetable.
27. U.S. Senator Michael Bennet - SAFEGUARDS Act announcement, 23 July 2025
    - Evidence informing base-year allocation inputs; displayed values and growth are calculated: The xx.xx-airport and xx.xx-lane national footprint constrains minimum network support; proposed funding is not counted as realized revenue.
    - Evidence informing forecast-year allocation inputs; displayed values and growth are calculated: The xx.xx-airport and xx.xx-lane national footprint constrains minimum network support; proposed funding is not counted as realized revenue.
28. Bottle Liquid Scanner for Sale from China - Securina
    - Evidence informing base-year allocation inputs; displayed values and growth are calculated: Positions microwave-based liquid-screening products for airports and customs. Supports commercial classification only; prices, authorization and purchasing weights remain assumptions. ([securinadetection.com](https://www.securinadetection.com/Bottle-Liquid-Scanner-Manufacturer-China.html))
    - Evidence informing forecast-year allocation inputs; displayed values and growth are calculated: Positions microwave-based liquid-screening products for airports and customs. Supports commercial classification only; prices, authorization and purchasing weights remain assumptions. ([securinadetection.com](https://www.securinadetection.com/Bottle-Liquid-Scanner-Manufacturer-China.html))

8.6. X-Ray Diffraction

Table 95. Global Airport Baggage Screening Systems Market Size, by X-Ray Diffraction, by Region, 2017-2040 (USD Million)

Region	2017	2024	2025	2026	2027	2032	2040	CAGR (%)
Africa	xx.xx	xx.xx	xx.xx	xx.xx	xx.xx	xx.xx	xx.xx	xx.xx
Asia-Pacific	xx.xx	xx.xx	xx.xx	xx.xx	xx.xx	xx.xx	xx.xx	xx.xx
Europe	xx.xx	xx.xx	xx.xx	xx.xx	xx.xx	xx.xx	xx.xx	xx.xx
Latin America	xx.xx	xx.xx	xx.xx	xx.xx	xx.xx	xx.xx	xx.xx	xx.xx
Middle East	xx.xx	xx.xx	xx.xx	xx.xx	xx.xx	xx.xx	xx.xx	xx.xx
North America	xx.xx	xx.xx	xx.xx	xx.xx	xx.xx	xx.xx	xx.xx	xx.xx
Total	**xx.xx**	**xx.xx**	**xx.xx**	**xx.xx**	**xx.xx**	**xx.xx**	**xx.xx**	**xx.xx**

Table 96. Global Airport Baggage Screening Systems Market Size, by X-Ray Diffraction, by Group, 2017-2040 (USD Million)

Group	2017	2024	2025	2026	2027	2032	2040	CAGR (%)
ASEAN	xx.xx	xx.xx	xx.xx	xx.xx	xx.xx	xx.xx	xx.xx	xx.xx
BRICS	xx.xx	xx.xx	xx.xx	xx.xx	xx.xx	xx.xx	xx.xx	xx.xx
European Union	xx.xx	xx.xx	xx.xx	xx.xx	xx.xx	xx.xx	xx.xx	xx.xx
G7	xx.xx	xx.xx	xx.xx	xx.xx	xx.xx	xx.xx	xx.xx	xx.xx
GCC	xx.xx	xx.xx	xx.xx	xx.xx	xx.xx	xx.xx	xx.xx	xx.xx
NATO	xx.xx	xx.xx	xx.xx	xx.xx	xx.xx	xx.xx	xx.xx	xx.xx

Table 97. Global Airport Baggage Screening Systems Market Size, by X-Ray Diffraction, by Country, 2017-2040 (USD Million)

Country	2017	2024	2025	2026	2027	2032	2040	CAGR (%)
Australia	xx.xx	xx.xx	xx.xx	xx.xx	xx.xx	xx.xx	xx.xx	xx.xx
Brazil	xx.xx	xx.xx	xx.xx	xx.xx	xx.xx	xx.xx	xx.xx	xx.xx
Canada	xx.xx	xx.xx	xx.xx	xx.xx	xx.xx	xx.xx	xx.xx	xx.xx
China	xx.xx	xx.xx	xx.xx	xx.xx	xx.xx	xx.xx	xx.xx	xx.xx
France	xx.xx	xx.xx	xx.xx	xx.xx	xx.xx	xx.xx	xx.xx	xx.xx
Germany	xx.xx	xx.xx	xx.xx	xx.xx	xx.xx	xx.xx	xx.xx	xx.xx
India	xx.xx	xx.xx	xx.xx	xx.xx	xx.xx	xx.xx	xx.xx	xx.xx
Italy	xx.xx	xx.xx	xx.xx	xx.xx	xx.xx	xx.xx	xx.xx	xx.xx
Japan	xx.xx	xx.xx	xx.xx	xx.xx	xx.xx	xx.xx	xx.xx	xx.xx
Mexico	xx.xx	xx.xx	xx.xx	xx.xx	xx.xx	xx.xx	xx.xx	xx.xx
Russia	xx.xx	xx.xx	xx.xx	xx.xx	xx.xx	xx.xx	xx.xx	xx.xx
South Korea	xx.xx	xx.xx	xx.xx	xx.xx	xx.xx	xx.xx	xx.xx	xx.xx
Spain	xx.xx	xx.xx	xx.xx	xx.xx	xx.xx	xx.xx	xx.xx	xx.xx
United Kingdom	xx.xx	xx.xx	xx.xx	xx.xx	xx.xx	xx.xx	xx.xx	xx.xx
United States	xx.xx	xx.xx	xx.xx	xx.xx	xx.xx	xx.xx	xx.xx	xx.xx
Others	xx.xx	xx.xx	xx.xx	xx.xx	xx.xx	xx.xx	xx.xx	xx.xx
Total	**xx.xx**	**xx.xx**	**xx.xx**	**xx.xx**	**xx.xx**	**xx.xx**	**xx.xx**	**xx.xx**

Sources & Evidence

1. X-Ray Diffraction: Introducing a new era in threat detection

   · Taxonomy evidence: CEA-Leti's July xx.xx 2024 account identifies an X-ray-diffraction module in the marketed SDX xx.xx XDi airport baggage scanner. It establishes a commercial platform introduction, not delivered airport sales or regulatory authorization. ([leti-cea.com](https://www.leti-cea.com/cea-tech/leti/english/Pages/What%27s-On/News/smiths-detection.aspx))

2. House Report 119-173 - Department of Homeland Security Appropriations Bill, 2026

   · Evidence informing the 2030 market-value input; displayed series and growth include calculations: The aging installed fleet supports replacement demand, but does not establish the forecast's realization dates or annual purchasing rate. ([govinfo.gov](https://www.govinfo.gov/content/pkg/CRPT-119hrpt173/html/CRPT-119hrpt173.htm))

3. GAO-24-106573 - DHS Annual Assessment: Most Programs Are Meeting Current Goals, but Some Continue to Face Cost and Schedule Challenges

   · Evidence informing the 2026 market-value input; displayed series and growth include calculations: Reports plans for xx.xx checkpoint systems and xx.xx increment-one deployments by September 2023; supports an incomplete replacement cycle rather than universal CT adoption. ([gao.gov](https://www.gao.gov/assets/gao-xx.xx-xx.xx.pdf))

4. Global Airport Passenger Traffic Reaches Record 9.8 Billion in 2025, Airports Council International World reports
   - Evidence informing the 2026 market-value input; displayed series and growth include calculations: Reports cooling passenger-growth momentum in 2026, supporting moderation of traffic-driven equipment expansion despite continuing replacement demand. ([aci.aero](https://aci.aero/2026/xx.xx/xx.xx/global-airport-passenger-traffic-reaches-record-xx.xx-xx.xx-billion-in-2025-airports-council-international-world-reports/))
   - Evidence informing base-year allocation inputs; displayed values and growth are calculated: Full-year 2025 traffic weakness qualifies the mature-market expansion assumption.
   - Evidence informing forecast-year allocation inputs; displayed values and growth are calculated: Full-year 2025 traffic weakness qualifies the mature-market expansion assumption.
   - Evidence informing base-year allocation inputs; displayed values and growth are calculated: Full-year growth provides a regional direction check, not an equipment-share observation.
   - Evidence informing forecast-year allocation inputs; displayed values and growth are calculated: Full-year growth provides a regional direction check, not an equipment-share observation.
   - Evidence informing base-year allocation inputs; displayed values and growth are calculated: Full-year traffic growth constrains the regional demand premise.
   - Evidence informing forecast-year allocation inputs; displayed values and growth are calculated: Full-year traffic growth constrains the regional demand premise.
   - Evidence informing forecast-year allocation inputs; displayed values and growth are calculated: The reported first-half 2026 decline of xx.xx% constrains the recovery scenario.
   - Evidence informing base-year allocation inputs; displayed values and growth are calculated: Reported 2025 growth provides a demand-direction check; procurement intensity remains assumed.
   - Evidence informing forecast-year allocation inputs; displayed values and growth are calculated: Reported 2025 growth provides a demand-direction check; procurement intensity remains assumed.
   - Evidence informing base-year allocation inputs; displayed values and growth are calculated: Reported traffic momentum supports differentiated demand, not the final modeled forecast share.
   - Evidence informing forecast-year allocation inputs; displayed values and growth are calculated: Reported traffic momentum supports differentiated demand, not the final modeled forecast share.
5. Smiths Group PLC - Full Year Results for the 12 Months Ended 31 July 2025
   - Evidence informing the 2024 market-value input; displayed series and growth include calculations: Discloses aviation original-equipment revenue of xx.xx and aftermarket revenue of xx.xx for FY2024; supplies historical cycle proxies. ([www-live.smiths.com](https://www-live.smiths.com/media/snqpxwkd/smiths-group-plc-annual-results-2025-press-release.pdf))
   - Evidence informing the 2027 market-value input; displayed series and growth include calculations: Reports approximately xx.xx cumulative CTiX sales and continuing aviation upgrade demand; supports replacement activity, not an observed global forecast. ([www-live.smiths.com](https://www-live.smiths.com/media/snqpxwkd/smiths-group-plc-annual-results-2025-press-release.pdf))
   - Evidence informing base-year allocation inputs; displayed values and growth are calculated: Reports four operating XDi units as of July 2025 and pending regulatory certification, constraining the small XRD cohort and qualifying aggressive commercialization assumptions.
   - Evidence informing forecast-year allocation inputs; displayed values and growth are calculated: Reports four operating XDi units as of July 2025 and pending regulatory certification, constraining the small XRD cohort and qualifying aggressive commercialization assumptions.

6. Smiths Group PLC - Annual Report & Accounts FY2023
   · Evidence informing the 2022 market-value input; displayed series and growth include calculations: Reports FY2022 aviation original-equipment revenue of xx.xx, used as a dimensionless historical capital-cycle proxy. ([www-live.smiths.com](https://www-live.smiths.com/media/phjp1j44/smiths-annual-report-2023.pdf))
   · Evidence informing the 2023 market-value input; displayed series and growth include calculations: Reports FY2023 aviation original-equipment revenue of xx.xx and aftermarket revenue of xx.xx; supports the modeled recovery direction. ([www-live.smiths.com](https://www-live.smiths.com/media/phjp1j44/smiths-annual-report-2023.pdf))
7. Smiths Group PLC - Annual Report FY2022
   · Evidence informing the 2021 market-value input; displayed series and growth include calculations: Reports FY2021 aviation revenue of xx.xx, providing a historical purchasing-cycle reference rather than a global observation. ([www-live.smiths.com](https://www-live.smiths.com/media/xjvdpblr/smiths-annual-report-2022-report.pdf))
   · Evidence informing the 2022 market-value input; displayed series and growth include calculations: Reports FY2022 aviation revenue of xx.xx and continued weakness in aviation original equipment; supports a delayed capital-spending trough. ([www-live.smiths.com](https://www-live.smiths.com/media/xjvdpblr/smiths-annual-report-2022-report.pdf))
8. Smiths Group PLC - Annual Results for the Year Ended 31 July 2019
   · Evidence informing the 2018 market-value input; displayed series and growth include calculations: Reports FY2018 aviation revenue of xx.xx, supplying the historical comparison underlying the backcast. ([smiths.com](https://www.smiths.com/media/u4wla1bw/smiths-group-plc-annual-results-2019-press-release.pdf))
   · Evidence informing the 2019 market-value input; displayed series and growth include calculations: Reports FY2019 aviation revenue of xx.xx and customer delivery deferrals, qualifying a traffic-only growth model. ([smiths.com](https://www.smiths.com/media/u4wla1bw/smiths-group-plc-annual-results-2019-press-release.pdf))
   · Evidence informing the 2020 market-value input; displayed series and growth include calculations: Identifies deliveries deferred into FY2020; supports the possibility of backlog-supported spending despite a contemporaneous traffic shock, not the exact modeled growth rate. ([smiths.com](https://www.smiths.com/media/u4wla1bw/smiths-group-plc-annual-results-2019-press-release.pdf))
9. ACI World - The High-Wire Balancing Act: Global Air Transport Demand in 2018 and 2019
   · Evidence informing the 2017 market-value input; displayed series and growth include calculations: Reports xx.xx airport passengers and xx.xx% growth in 2018; the growth observation informs the 2017 backcast bridge. ([blog.aci.aero](https://blog.aci.aero/airport-economics/the-high-wire-balancing-act-global-air-transport-demand-in-2018-and-2019/))
   · Evidence informing the 2018 market-value input; displayed series and growth include calculations: Provides the observed 2018 traffic-growth reference, not an equipment-market growth observation. ([blog.aci.aero](https://blog.aci.aero/airport-economics/the-high-wire-balancing-act-global-air-transport-demand-in-2018-and-2019/))
10. ICAO A42-WP/556 - State of the Industry and Outlook for Airport Traffic, Presented by ACI
   · Evidence informing the 2020 market-value input; displayed series and growth include calculations: Records the collapse from xx.xx airport passengers in 2019 to xx.xx in 2020; constrains the shock and funding-risk interpretation. ([icao.int](https://www.icao.int/sites/default/files/Meetings/a42/Documents/WP/wp_556_en.pdf))
   · Evidence informing the 2021 market-value input; displayed series and growth include calculations: Reports xx.xx airport passengers in 2021, supporting a prolonged funding and activity shock. ([icao.int](https://www.icao.int/sites/default/files/Meetings/a42/Documents/WP/wp_556_en.pdf))
   · Evidence informing the 2023 market-value input; displayed series and growth include calculations: Reports xx.xx airport passengers in 2023; traffic recovery is distinguished from equipment purchasing. ([icao.int](https://www.icao.int/sites/default/files/Meetings/a42/Documents/WP/wp_556_en.pdf))
   · Evidence informing the 2024 market-value input; displayed series and growth include calculations: Reports xx.xx airport passengers in 2024, providing a demand recovery cross-check. ([icao.int](https://www.icao.int/sites/default/files/Meetings/a42/Documents/WP/wp_556_en.pdf))

11. Port of Seattle - Baggage Handling System Optimization
    - Evidence informing the 2029 market-value input; displayed series and growth include calculations: Seattle plans to consolidate six baggage-screening systems, increase supported passenger capacity, and reduce screening-machine demand. Supports integration spending without one-for-one detector growth. ([portseattle.org](https://www.portseattle.org/projects/baggage-handling-system-optimization))
    - Evidence informing the 2032 market-value input; displayed series and growth include calculations: The consolidation example constrains equipment-volume assumptions; its whole baggage-handling project value is excluded from market sizing. ([portseattle.org](https://www.portseattle.org/projects/baggage-handling-system-optimization))
    - Evidence informing the 2040 market-value input; displayed series and growth include calculations: Provides a commercial counterexample to extrapolating passenger growth directly into machine counts throughout the long-range forecast. ([portseattle.org](https://www.portseattle.org/projects/baggage-handling-system-optimization))
12. Smiths Group PLC - Half Year Results for the Six Months Ended 31 January 2026
    - Evidence informing the 2026 market-value input; displayed series and growth include calculations: Reports xx.xx% organic growth for Smiths Detection in HY2026, with aviation checkpoint upgrades contributing. Supports a positive 2026 nowcast, not a directly observed global growth rate. ([www-live.smiths.com](https://www-live.smiths.com/media/villk35h/smiths-hy26-results-press-release.pdf))
13. ACI World - Biannual global air travel demand update, 30 September 2025
    - Evidence informing base-year allocation inputs; displayed values and growth are calculated: Regional traffic-scale input; geographic rebasing and spending intensities are modeled.
    - Evidence informing forecast-year allocation inputs; displayed values and growth are calculated: Regional traffic-scale input; geographic rebasing and spending intensities are modeled.
    - Evidence informing base-year allocation inputs; displayed values and growth are calculated: Regional traffic-scale input; Mexico is reassigned to its captured North American parent.
    - Evidence informing forecast-year allocation inputs; displayed values and growth are calculated: Regional traffic-scale input; Mexico is reassigned to its captured North American parent.
    - Evidence informing base-year allocation inputs; displayed values and growth are calculated: Regional traffic-scale input; source membership differs from the captured hierarchy.
    - Evidence informing forecast-year allocation inputs; displayed values and growth are calculated: Regional traffic-scale input; source membership differs from the captured hierarchy.
    - Evidence informing base-year allocation inputs; displayed values and growth are calculated: Regional traffic-scale input before the modeled Turkey and Israel bridge.
    - Evidence informing forecast-year allocation inputs; displayed values and growth are calculated: Regional traffic-scale input before the modeled Turkey and Israel bridge.
    - Evidence informing base-year allocation inputs; displayed values and growth are calculated: The xx.xx-million 2025 traffic estimate constrains the regional demand proxy, not equipment spending.
    - Evidence informing forecast-year allocation inputs; displayed values and growth are calculated: The xx.xx-million 2025 traffic estimate constrains the regional demand proxy, not equipment spending.
    - Evidence informing base-year allocation inputs; displayed values and growth are calculated: The xx.xx-billion 2025 traffic estimate constrains regional scale; forecast purchasing convergence is assumed.
    - Evidence informing forecast-year allocation inputs; displayed values and growth are calculated: The xx.xx-billion 2025 traffic estimate constrains regional scale; forecast purchasing convergence is assumed.

14. CATSA - 2025 Annual Report, Management's Discussion and Analysis
    - Evidence informing base-year allocation inputs; displayed values and growth are calculated: C$xx.xx EDS capital expenditure constrains the Canadian expenditure calibration; baggage attribution is modeled.
    - Evidence informing forecast-year allocation inputs; displayed values and growth are calculated: C$xx.xx EDS capital expenditure constrains the Canadian expenditure calibration; baggage attribution is modeled.
    - Evidence informing base-year allocation inputs; displayed values and growth are calculated: Buyer-spending calibration supports a premium regional equipment/support intensity, not an observed regional share.
    - Evidence informing forecast-year allocation inputs; displayed values and growth are calculated: Buyer-spending calibration supports a premium regional equipment/support intensity, not an observed regional share.
15. Leidos - Leidos wins TSA logistics contract, 23 January 2025
    - Evidence informing base-year allocation inputs; displayed values and growth are calculated: The eight-year, USD xx.xx maximum sustainment award covers xx.xx units at over xx.xx locations; scope and realization adjustments are modeled.
    - Evidence informing forecast-year allocation inputs; displayed values and growth are calculated: The eight-year, USD xx.xx maximum sustainment award covers xx.xx units at over xx.xx locations; scope and realization adjustments are modeled.
    - Evidence informing base-year allocation inputs; displayed values and growth are calculated: Supports recurring-support scale and manufacturer-coordination constraints, not unrestricted service access.
    - Evidence informing forecast-year allocation inputs; displayed values and growth are calculated: Supports recurring-support scale and manufacturer-coordination constraints, not unrestricted service access.
16. ACI-LAC - Air Traffic in Latin America and the Caribbean Maintains Growth Trajectory with a 5% Increase in 2025
    - Evidence informing base-year allocation inputs; displayed values and growth are calculated: Brazil's xx.xx-million airport-traffic aggregate constrains its demand scale; equipment intensity remains modeled.
    - Evidence informing forecast-year allocation inputs; displayed values and growth are calculated: Brazil's xx.xx-million airport-traffic aggregate constrains its demand scale; equipment intensity remains modeled.
    - Evidence informing base-year allocation inputs; displayed values and growth are calculated: Regional traffic evidence constrains the common country model while leaving uncatalogued activity.
    - Evidence informing forecast-year allocation inputs; displayed values and growth are calculated: Regional traffic evidence constrains the common country model while leaving uncatalogued activity.
17. Eurostat - Air passenger transport statistics, December 2025, Table 1: 2024 country traffic
    - Evidence informing base-year allocation inputs; displayed values and growth are calculated: Traffic primitive.
    - Evidence informing forecast-year allocation inputs; displayed values and growth are calculated: Traffic primitive.
18. Eurostat - Air passenger transport: data by month
    - Evidence informing base-year allocation inputs; displayed values and growth are calculated: Interim country changes inform assumed 2025 bridges; domestic endpoint and expenditure adjustments remain modeled.
    - Evidence informing forecast-year allocation inputs; displayed values and growth are calculated: Interim country changes inform assumed 2025 bridges; domestic endpoint and expenditure adjustments remain modeled.

19. ACI EUROPE - 2025 all about traffic resilience as Europe's airports welcomed an additional 100 million passengers
    - Evidence informing base-year allocation inputs; displayed values and growth are calculated: Country growth heterogeneity constrains the shared European purchasing model.
    - Evidence informing forecast-year allocation inputs; displayed values and growth are calculated: Country growth heterogeneity constrains the shared European purchasing model.
    - Evidence informing base-year allocation inputs; displayed values and growth are calculated: Published Russian weakness constrains, rather than validates, its working scale.
    - Evidence informing forecast-year allocation inputs; displayed values and growth are calculated: Published Russian weakness constrains, rather than validates, its working scale.
    - Evidence informing base-year allocation inputs; displayed values and growth are calculated: Annual growth input to the 2025 bridge.
    - Evidence informing forecast-year allocation inputs; displayed values and growth are calculated: Annual growth input to the 2025 bridge.
20. UK Civil Aviation Authority - UK aviation officially breaks records with over 300m passenger journeys in 2025
    - Evidence informing base-year allocation inputs; displayed values and growth are calculated: The xx.xx-million UK-and-Crown-Dependency headline constrains the modeled UK country traffic bridge.
    - Evidence informing forecast-year allocation inputs; displayed values and growth are calculated: The xx.xx-million UK-and-Crown-Dependency headline constrains the modeled UK country traffic bridge.
21. Fraport - AI for Monitoring Aviation Security, 22 January 2026
    - Evidence informing base-year allocation inputs; displayed values and growth are calculated: Over xx.xx CT scanners and approximately EUR xx.xx cumulative checkpoint investment support a premium installed-mix premise, not annual national revenue.
    - Evidence informing forecast-year allocation inputs; displayed values and growth are calculated: Over xx.xx CT scanners and approximately EUR xx.xx cumulative checkpoint investment support a premium installed-mix premise, not annual national revenue.
    - Evidence informing base-year allocation inputs; displayed values and growth are calculated: Quantified national deployment provides an independent test of heterogeneous European modernization.
    - Evidence informing forecast-year allocation inputs; displayed values and growth are calculated: Quantified national deployment provides an independent test of heterogeneous European modernization.
22. ECAC - Common Evaluation Process of security equipment
    - Evidence informing base-year allocation inputs; displayed values and growth are calculated: Evaluation is not national approval; no uniform cross-country market-access premium is assumed.
    - Evidence informing forecast-year allocation inputs; displayed values and growth are calculated: Evaluation is not national approval; no uniform cross-country market-access premium is assumed.
23. DHMİ - Havayolunda Cumhuriyet Tarihinin Rekoru, 9 January 2026
    - Evidence informing base-year allocation inputs; displayed values and growth are calculated: Supports the traffic rebasing into the captured Middle Eastern parent.
    - Evidence informing forecast-year allocation inputs; displayed values and growth are calculated: Supports the traffic rebasing into the captured Middle Eastern parent.
24. Smiths Detection - DAEP checkpoint screening contract for Dubai International Airport, 7 May 2025
    - Evidence informing base-year allocation inputs; displayed values and growth are calculated: Purchaser-specific award evidence supports a bounded premium-mix premise, not a GCC-wide allocation.
    - Evidence informing forecast-year allocation inputs; displayed values and growth are calculated: Purchaser-specific award evidence supports a bounded premium-mix premise, not a GCC-wide allocation.
25. Airports Company South Africa - Airport statistics
    - Evidence informing base-year allocation inputs; displayed values and growth are calculated: Provides an operating-network commercial anchor for the regional installed-base premise.
    - Evidence informing forecast-year allocation inputs; displayed values and growth are calculated: Provides an operating-network commercial anchor for the regional installed-base premise.

26. CAAC - 2025 Civil Aviation Industry Development Statistical Bulletin, 17 April 2026
    - Evidence informing base-year allocation inputs; displayed values and growth are calculated: Reports xx.xx mainland airport movements and xx.xx transport airports in 2025; the Hong Kong/Macao extension is modeled.
    - Evidence informing forecast-year allocation inputs; displayed values and growth are calculated: Reports xx.xx mainland airport movements and xx.xx transport airports in 2025; the Hong Kong/Macao extension is modeled.
    - Evidence informing base-year allocation inputs; displayed values and growth are calculated: Large-market traffic and airport-network scale constrain the regional demand model.
    - Evidence informing forecast-year allocation inputs; displayed values and growth are calculated: Large-market traffic and airport-network scale constrain the regional demand model.
27. Sydney Airport - Traffic and Operational Performance Q4 2025
    - Evidence informing base-year allocation inputs; displayed values and growth are calculated: Sydney's xx.xx-million traffic and staged xx.xx-lane/six-of-seven-lane deployment constrain national scale and modernization assumptions.
    - Evidence informing forecast-year allocation inputs; displayed values and growth are calculated: Sydney's xx.xx-million traffic and staged xx.xx-lane/six-of-seven-lane deployment constrain national scale and modernization assumptions.
    - Evidence informing base-year allocation inputs; displayed values and growth are calculated: Quantified staged deployment supports regional heterogeneity, not a common modernization timetable.
    - Evidence informing forecast-year allocation inputs; displayed values and growth are calculated: Quantified staged deployment supports regional heterogeneity, not a common modernization timetable.
28. U.S. Senator Michael Bennet - SAFEGUARDS Act announcement, 23 July 2025
    - Evidence informing base-year allocation inputs; displayed values and growth are calculated: The xx.xx-airport and xx.xx-lane national footprint constrains minimum network support; proposed funding is not counted as realized revenue.
    - Evidence informing forecast-year allocation inputs; displayed values and growth are calculated: The xx.xx-airport and xx.xx-lane national footprint constrains minimum network support; proposed funding is not counted as realized revenue.
29. ECAC CEP Public Equipment List - Explosive Detection Systems, Update 18 April 2025
    - Evidence informing base-year allocation inputs; displayed values and growth are calculated: The April xx.xx 2025 list retains XRD xx.xx supporting the legacy commercial-category premise but not the assumed installed cohort or sales volume. ([ecac-ceac.org](https://www.ecac-ceac.org/images/activities/security/ECAC-CEP-EDS-equipment_public_list_update_20250418.pdf))
    - Evidence informing forecast-year allocation inputs; displayed values and growth are calculated: The April xx.xx 2025 list retains XRD xx.xx supporting the legacy commercial-category premise but not the assumed installed cohort or sales volume. ([ecac-ceac.org](https://www.ecac-ceac.org/images/activities/security/ECAC-CEP-EDS-equipment_public_list_update_20250418.pdf))
30. Partners - HALO X-ray Technologies Ltd
    - Evidence informing base-year allocation inputs; displayed values and growth are calculated: Named airport pilots and approximately USD xx.xx and USD xx.xx development programs establish commercialization activity and program scale, not realized annual XRD equipment revenue. ([haloxray.com](https://www.haloxray.com/partners))
    - Evidence informing forecast-year allocation inputs; displayed values and growth are calculated: Named airport pilots and approximately USD xx.xx and USD xx.xx development programs establish commercialization activity and program scale, not realized annual XRD equipment revenue. ([haloxray.com](https://www.haloxray.com/partners))

8.7. Integrated Multimodal Detection

Table 98. Global Airport Baggage Screening Systems Market Size, by Integrated Multimodal Detection, by Region, 2017-2040 (USD Million)

Region	2017	2024	2025	2026	2027	2032	2040	CAGR (%)
Africa	xx.xx	xx.xx	xx.xx	xx.xx	xx.xx	xx.xx	xx.xx	xx.xx
Asia-Pacific	xx.xx	xx.xx	xx.xx	xx.xx	xx.xx	xx.xx	xx.xx	xx.xx
Europe	xx.xx	xx.xx	xx.xx	xx.xx	xx.xx	xx.xx	xx.xx	xx.xx
Latin America	xx.xx	xx.xx	xx.xx	xx.xx	xx.xx	xx.xx	xx.xx	xx.xx
Middle East	xx.xx	xx.xx	xx.xx	xx.xx	xx.xx	xx.xx	xx.xx	xx.xx
North America	xx.xx	xx.xx	xx.xx	xx.xx	xx.xx	xx.xx	xx.xx	xx.xx
Total	**xx.xx**	**xx.xx**	**xx.xx**	**xx.xx**	**xx.xx**	**xx.xx**	**xx.xx**	**xx.xx**

Table 99. Global Airport Baggage Screening Systems Market Size, by Integrated Multimodal Detection, by Group, 2017-2040 (USD Million)

Group	2017	2024	2025	2026	2027	2032	2040	CAGR (%)
ASEAN	xx.xx	xx.xx	xx.xx	xx.xx	xx.xx	xx.xx	xx.xx	xx.xx
BRICS	xx.xx	xx.xx	xx.xx	xx.xx	xx.xx	xx.xx	xx.xx	xx.xx
European Union	xx.xx	xx.xx	xx.xx	xx.xx	xx.xx	xx.xx	xx.xx	xx.xx
G7	xx.xx	xx.xx	xx.xx	xx.xx	xx.xx	xx.xx	xx.xx	xx.xx
GCC	xx.xx	xx.xx	xx.xx	xx.xx	xx.xx	xx.xx	xx.xx	xx.xx
NATO	xx.xx	xx.xx	xx.xx	xx.xx	xx.xx	xx.xx	xx.xx	xx.xx

Table 100. Global Airport Baggage Screening Systems Market Size, by Integrated Multimodal Detection, by Country, 2017-2040 (USD Million)

Country	2017	2024	2025	2026	2027	2032	2040	CAGR (%)
Australia	xx.xx	xx.xx	xx.xx	xx.xx	xx.xx	xx.xx	xx.xx	xx.xx
Brazil	xx.xx	xx.xx	xx.xx	xx.xx	xx.xx	xx.xx	xx.xx	xx.xx
Canada	xx.xx	xx.xx	xx.xx	xx.xx	xx.xx	xx.xx	xx.xx	xx.xx
China	xx.xx	xx.xx	xx.xx	xx.xx	xx.xx	xx.xx	xx.xx	xx.xx
France	xx.xx	xx.xx	xx.xx	xx.xx	xx.xx	xx.xx	xx.xx	xx.xx
Germany	xx.xx	xx.xx	xx.xx	xx.xx	xx.xx	xx.xx	xx.xx	xx.xx
India	xx.xx	xx.xx	xx.xx	xx.xx	xx.xx	xx.xx	xx.xx	xx.xx
Italy	xx.xx	xx.xx	xx.xx	xx.xx	xx.xx	xx.xx	xx.xx	xx.xx
Japan	xx.xx	xx.xx	xx.xx	xx.xx	xx.xx	xx.xx	xx.xx	xx.xx
Mexico	xx.xx	xx.xx	xx.xx	xx.xx	xx.xx	xx.xx	xx.xx	xx.xx
Russia	xx.xx	xx.xx	xx.xx	xx.xx	xx.xx	xx.xx	xx.xx	xx.xx
South Korea	xx.xx	xx.xx	xx.xx	xx.xx	xx.xx	xx.xx	xx.xx	xx.xx
Spain	xx.xx	xx.xx	xx.xx	xx.xx	xx.xx	xx.xx	xx.xx	xx.xx
United Kingdom	xx.xx	xx.xx	xx.xx	xx.xx	xx.xx	xx.xx	xx.xx	xx.xx
United States	xx.xx	xx.xx	xx.xx	xx.xx	xx.xx	xx.xx	xx.xx	xx.xx
Others	xx.xx	xx.xx	xx.xx	xx.xx	xx.xx	xx.xx	xx.xx	xx.xx
Total	**xx.xx**	**xx.xx**	**xx.xx**	**xx.xx**	**xx.xx**	**xx.xx**	**xx.xx**	**xx.xx**

Sources & Evidence

1. Quick, Accurate Threat-Detection Scanner for Liquid, Aerosol, and Gels Eases and Secures Air Travel Worldwide

   · Taxonomy evidence: Battelle describes its LS10 airport liquid scanner as combining radio-frequency and ultrasonic technology with data fusion in one product. This supports an integrated multimodal category, not separate counting of its constituent sensing capabilities. ([battelle.org](https://www.battelle.org/insights/case-studies/case-study-details/quick-accurate-threat-detection-scanner-for-liquid-aerosol-and-gels-eases-and-secures-air-travel-worldwide))

   · Evidence informing base-year allocation inputs; displayed values and growth are calculated: Identifies LS10 as a complete commercial liquid scanner combining RF and ultrasonic capabilities, supporting nonduplicative complete-product attribution. ([battelle.org](https://www.battelle.org/insights/case-studies/case-study-details/quick-accurate-threat-detection-scanner-for-liquid-aerosol-and-gels-eases-and-secures-air-travel-worldwide))

   · Evidence informing forecast-year allocation inputs; displayed values and growth are calculated: Identifies LS10 as a complete commercial liquid scanner combining RF and ultrasonic capabilities, supporting nonduplicative complete-product attribution. ([battelle.org](https://www.battelle.org/insights/case-studies/case-study-details/quick-accurate-threat-detection-scanner-for-liquid-aerosol-and-gels-eases-and-secures-air-travel-worldwide))

2. House Report 119-173 - Department of Homeland Security Appropriations Bill, 2026
   · Evidence informing the 2030 market-value input; displayed series and growth include calculations: The aging installed fleet supports replacement demand, but does not establish the forecast's realization dates or annual purchasing rate. ([govinfo.gov](https://www.govinfo.gov/content/pkg/CRPT-119hrpt173/html/CRPT-119hrpt173.htm))
3. GAO-24-106573 - DHS Annual Assessment: Most Programs Are Meeting Current Goals, but Some Continue to Face Cost and Schedule Challenges
   · Evidence informing the 2026 market-value input; displayed series and growth include calculations: Reports plans for xx.xx checkpoint systems and xx.xx increment-one deployments by September 2023; supports an incomplete replacement cycle rather than universal CT adoption. ([gao.gov](https://www.gao.gov/assets/gao-xx.xx-xx.xx.pdf))
4. Global Airport Passenger Traffic Reaches Record 9.8 Billion in 2025, Airports Council International World reports
   · Evidence informing the 2026 market-value input; displayed series and growth include calculations: Reports cooling passenger-growth momentum in 2026, supporting moderation of traffic-driven equipment expansion despite continuing replacement demand. ([aci.aero](https://aci.aero/2026/xx.xx/xx.xx/global-airport-passenger-traffic-reaches-record-xx.xx-xx.xx-billion-in-2025-airports-council-international-world-reports/))
   · Evidence informing base-year allocation inputs; displayed values and growth are calculated: Full-year 2025 traffic weakness qualifies the mature-market expansion assumption.
   · Evidence informing forecast-year allocation inputs; displayed values and growth are calculated: Full-year 2025 traffic weakness qualifies the mature-market expansion assumption.
   · Evidence informing base-year allocation inputs; displayed values and growth are calculated: Full-year growth provides a regional direction check, not an equipment-share observation.
   · Evidence informing forecast-year allocation inputs; displayed values and growth are calculated: Full-year growth provides a regional direction check, not an equipment-share observation.
   · Evidence informing base-year allocation inputs; displayed values and growth are calculated: Full-year traffic growth constrains the regional demand premise.
   · Evidence informing forecast-year allocation inputs; displayed values and growth are calculated: Full-year traffic growth constrains the regional demand premise.
   · Evidence informing forecast-year allocation inputs; displayed values and growth are calculated: The reported first-half 2026 decline of xx.xx% constrains the recovery scenario.
   · Evidence informing base-year allocation inputs; displayed values and growth are calculated: Reported 2025 growth provides a demand-direction check; procurement intensity remains assumed.
   · Evidence informing forecast-year allocation inputs; displayed values and growth are calculated: Reported 2025 growth provides a demand-direction check; procurement intensity remains assumed.
   · Evidence informing base-year allocation inputs; displayed values and growth are calculated: Reported traffic momentum supports differentiated demand, not the final modeled forecast share.
   · Evidence informing forecast-year allocation inputs; displayed values and growth are calculated: Reported traffic momentum supports differentiated demand, not the final modeled forecast share.
5. Smiths Group PLC - Full Year Results for the 12 Months Ended 31 July 2025
   · Evidence informing the 2024 market-value input; displayed series and growth include calculations: Discloses aviation original-equipment revenue of xx.xx and aftermarket revenue of xx.xx for FY2024; supplies historical cycle proxies. ([www-live.smiths.com](https://www-live.smiths.com/media/snqpxwkd/smiths-group-plc-annual-results-2025-press-release.pdf))
   · Evidence informing the 2027 market-value input; displayed series and growth include calculations: Reports approximately xx.xx cumulative CTiX sales and continuing aviation upgrade demand; supports replacement activity, not an observed global forecast. ([www-live.smiths.com](https://www-live.smiths.com/media/snqpxwkd/smiths-group-plc-annual-results-2025-press-release.pdf))

6. Smiths Group PLC - Annual Report & Accounts FY2023
   - Evidence informing the 2022 market-value input; displayed series and growth include calculations: Reports FY2022 aviation original-equipment revenue of xx.xx, used as a dimensionless historical capital-cycle proxy. ([www-live.smiths.com](https://www-live.smiths.com/media/phjp1j44/smiths-annual-report-2023.pdf))
   - Evidence informing the 2023 market-value input; displayed series and growth include calculations: Reports FY2023 aviation original-equipment revenue of xx.xx and aftermarket revenue of xx.xx; supports the modeled recovery direction. ([www-live.smiths.com](https://www-live.smiths.com/media/phjp1j44/smiths-annual-report-2023.pdf))
7. Smiths Group PLC - Annual Report FY2022
   - Evidence informing the 2021 market-value input; displayed series and growth include calculations: Reports FY2021 aviation revenue of xx.xx, providing a historical purchasing-cycle reference rather than a global observation. ([www-live.smiths.com](https://www-live.smiths.com/media/xjvdpblr/smiths-annual-report-2022-report.pdf))
   - Evidence informing the 2022 market-value input; displayed series and growth include calculations: Reports FY2022 aviation revenue of xx.xx and continued weakness in aviation original equipment; supports a delayed capital-spending trough. ([www-live.smiths.com](https://www-live.smiths.com/media/xjvdpblr/smiths-annual-report-2022-report.pdf))
8. Smiths Group PLC - Annual Results for the Year Ended 31 July 2019
   - Evidence informing the 2018 market-value input; displayed series and growth include calculations: Reports FY2018 aviation revenue of xx.xx, supplying the historical comparison underlying the backcast. ([smiths.com](https://www.smiths.com/media/u4wla1bw/smiths-group-plc-annual-results-2019-press-release.pdf))
   - Evidence informing the 2019 market-value input; displayed series and growth include calculations: Reports FY2019 aviation revenue of xx.xx and customer delivery deferrals, qualifying a traffic-only growth model. ([smiths.com](https://www.smiths.com/media/u4wla1bw/smiths-group-plc-annual-results-2019-press-release.pdf))
   - Evidence informing the 2020 market-value input; displayed series and growth include calculations: Identifies deliveries deferred into FY2020; supports the possibility of backlog-supported spending despite a contemporaneous traffic shock, not the exact modeled growth rate. ([smiths.com](https://www.smiths.com/media/u4wla1bw/smiths-group-plc-annual-results-2019-press-release.pdf))
9. ACI World - The High-Wire Balancing Act: Global Air Transport Demand in 2018 and 2019
   - Evidence informing the 2017 market-value input; displayed series and growth include calculations: Reports xx.xx airport passengers and xx.xx% growth in 2018; the growth observation informs the 2017 backcast bridge. ([blog.aci.aero](https://blog.aci.aero/airport-economics/the-high-wire-balancing-act-global-air-transport-demand-in-2018-and-2019/))
   - Evidence informing the 2018 market-value input; displayed series and growth include calculations: Provides the observed 2018 traffic-growth reference, not an equipment-market growth observation. ([blog.aci.aero](https://blog.aci.aero/airport-economics/the-high-wire-balancing-act-global-air-transport-demand-in-2018-and-2019/))
10. ICAO A42-WP/556 - State of the Industry and Outlook for Airport Traffic, Presented by ACI
    - Evidence informing the 2020 market-value input; displayed series and growth include calculations: Records the collapse from xx.xx airport passengers in 2019 to xx.xx in 2020; constrains the shock and funding-risk interpretation. ([icao.int](https://www.icao.int/sites/default/files/Meetings/a42/Documents/WP/wp_556_en.pdf))
    - Evidence informing the 2021 market-value input; displayed series and growth include calculations: Reports xx.xx airport passengers in 2021, supporting a prolonged funding and activity shock. ([icao.int](https://www.icao.int/sites/default/files/Meetings/a42/Documents/WP/wp_556_en.pdf))
    - Evidence informing the 2023 market-value input; displayed series and growth include calculations: Reports xx.xx airport passengers in 2023; traffic recovery is distinguished from equipment purchasing. ([icao.int](https://www.icao.int/sites/default/files/Meetings/a42/Documents/WP/wp_556_en.pdf))
    - Evidence informing the 2024 market-value input; displayed series and growth include calculations: Reports xx.xx airport passengers in 2024, providing a demand recovery cross-check. ([icao.int](https://www.icao.int/sites/default/files/Meetings/a42/Documents/WP/wp_556_en.pdf))

11. Port of Seattle - Baggage Handling System Optimization
    - Evidence informing the 2029 market-value input; displayed series and growth include calculations: Seattle plans to consolidate six baggage-screening systems, increase supported passenger capacity, and reduce screening-machine demand. Supports integration spending without one-for-one detector growth. ([portseattle.org](https://www.portseattle.org/projects/baggage-handling-system-optimization))
    - Evidence informing the 2032 market-value input; displayed series and growth include calculations: The consolidation example constrains equipment-volume assumptions; its whole baggage-handling project value is excluded from market sizing. ([portseattle.org](https://www.portseattle.org/projects/baggage-handling-system-optimization))
    - Evidence informing the 2040 market-value input; displayed series and growth include calculations: Provides a commercial counterexample to extrapolating passenger growth directly into machine counts throughout the long-range forecast. ([portseattle.org](https://www.portseattle.org/projects/baggage-handling-system-optimization))
12. Smiths Group PLC - Half Year Results for the Six Months Ended 31 January 2026
    - Evidence informing the 2026 market-value input; displayed series and growth include calculations: Reports xx.xx% organic growth for Smiths Detection in HY2026, with aviation checkpoint upgrades contributing. Supports a positive 2026 nowcast, not a directly observed global growth rate. ([www-live.smiths.com](https://www-live.smiths.com/media/villk35h/smiths-hy26-results-press-release.pdf))
13. ACI World - Biannual global air travel demand update, 30 September 2025
    - Evidence informing base-year allocation inputs; displayed values and growth are calculated: Regional traffic-scale input; geographic rebasing and spending intensities are modeled.
    - Evidence informing forecast-year allocation inputs; displayed values and growth are calculated: Regional traffic-scale input; geographic rebasing and spending intensities are modeled.
    - Evidence informing base-year allocation inputs; displayed values and growth are calculated: Regional traffic-scale input; Mexico is reassigned to its captured North American parent.
    - Evidence informing forecast-year allocation inputs; displayed values and growth are calculated: Regional traffic-scale input; Mexico is reassigned to its captured North American parent.
    - Evidence informing base-year allocation inputs; displayed values and growth are calculated: Regional traffic-scale input; source membership differs from the captured hierarchy.
    - Evidence informing forecast-year allocation inputs; displayed values and growth are calculated: Regional traffic-scale input; source membership differs from the captured hierarchy.
    - Evidence informing base-year allocation inputs; displayed values and growth are calculated: Regional traffic-scale input before the modeled Turkey and Israel bridge.
    - Evidence informing forecast-year allocation inputs; displayed values and growth are calculated: Regional traffic-scale input before the modeled Turkey and Israel bridge.
    - Evidence informing base-year allocation inputs; displayed values and growth are calculated: The xx.xx-million 2025 traffic estimate constrains the regional demand proxy, not equipment spending.
    - Evidence informing forecast-year allocation inputs; displayed values and growth are calculated: The xx.xx-million 2025 traffic estimate constrains the regional demand proxy, not equipment spending.
    - Evidence informing base-year allocation inputs; displayed values and growth are calculated: The xx.xx-billion 2025 traffic estimate constrains regional scale; forecast purchasing convergence is assumed.
    - Evidence informing forecast-year allocation inputs; displayed values and growth are calculated: The xx.xx-billion 2025 traffic estimate constrains regional scale; forecast purchasing convergence is assumed.

14. CATSA - 2025 Annual Report, Management's Discussion and Analysis
    - Evidence informing base-year allocation inputs; displayed values and growth are calculated: C$xx.xx EDS capital expenditure constrains the Canadian expenditure calibration; baggage attribution is modeled.
    - Evidence informing forecast-year allocation inputs; displayed values and growth are calculated: C$xx.xx EDS capital expenditure constrains the Canadian expenditure calibration; baggage attribution is modeled.
    - Evidence informing base-year allocation inputs; displayed values and growth are calculated: Buyer-spending calibration supports a premium regional equipment/support intensity, not an observed regional share.
    - Evidence informing forecast-year allocation inputs; displayed values and growth are calculated: Buyer-spending calibration supports a premium regional equipment/support intensity, not an observed regional share.
15. Leidos - Leidos wins TSA logistics contract, 23 January 2025
    - Evidence informing base-year allocation inputs; displayed values and growth are calculated: The eight-year, USD xx.xx maximum sustainment award covers xx.xx units at over xx.xx locations; scope and realization adjustments are modeled.
    - Evidence informing forecast-year allocation inputs; displayed values and growth are calculated: The eight-year, USD xx.xx maximum sustainment award covers xx.xx units at over xx.xx locations; scope and realization adjustments are modeled.
    - Evidence informing base-year allocation inputs; displayed values and growth are calculated: Supports recurring-support scale and manufacturer-coordination constraints, not unrestricted service access.
    - Evidence informing forecast-year allocation inputs; displayed values and growth are calculated: Supports recurring-support scale and manufacturer-coordination constraints, not unrestricted service access.
16. ACI-LAC - Air Traffic in Latin America and the Caribbean Maintains Growth Trajectory with a 5% Increase in 2025
    - Evidence informing base-year allocation inputs; displayed values and growth are calculated: Brazil's xx.xx-million airport-traffic aggregate constrains its demand scale; equipment intensity remains modeled.
    - Evidence informing forecast-year allocation inputs; displayed values and growth are calculated: Brazil's xx.xx-million airport-traffic aggregate constrains its demand scale; equipment intensity remains modeled.
    - Evidence informing base-year allocation inputs; displayed values and growth are calculated: Regional traffic evidence constrains the common country model while leaving uncatalogued activity.
    - Evidence informing forecast-year allocation inputs; displayed values and growth are calculated: Regional traffic evidence constrains the common country model while leaving uncatalogued activity.
17. Eurostat - Air passenger transport statistics, December 2025, Table 1: 2024 country traffic
    - Evidence informing base-year allocation inputs; displayed values and growth are calculated: Traffic primitive.
    - Evidence informing forecast-year allocation inputs; displayed values and growth are calculated: Traffic primitive.
18. Eurostat - Air passenger transport: data by month
    - Evidence informing base-year allocation inputs; displayed values and growth are calculated: Interim country changes inform assumed 2025 bridges; domestic endpoint and expenditure adjustments remain modeled.
    - Evidence informing forecast-year allocation inputs; displayed values and growth are calculated: Interim country changes inform assumed 2025 bridges; domestic endpoint and expenditure adjustments remain modeled.

19. ACI EUROPE - 2025 all about traffic resilience as Europe's airports welcomed an additional 100 million passengers
    - Evidence informing base-year allocation inputs; displayed values and growth are calculated: Country growth heterogeneity constrains the shared European purchasing model.
    - Evidence informing forecast-year allocation inputs; displayed values and growth are calculated: Country growth heterogeneity constrains the shared European purchasing model.
    - Evidence informing base-year allocation inputs; displayed values and growth are calculated: Published Russian weakness constrains, rather than validates, its working scale.
    - Evidence informing forecast-year allocation inputs; displayed values and growth are calculated: Published Russian weakness constrains, rather than validates, its working scale.
    - Evidence informing base-year allocation inputs; displayed values and growth are calculated: Annual growth input to the 2025 bridge.
    - Evidence informing forecast-year allocation inputs; displayed values and growth are calculated: Annual growth input to the 2025 bridge.
20. UK Civil Aviation Authority - UK aviation officially breaks records with over 300m passenger journeys in 2025
    - Evidence informing base-year allocation inputs; displayed values and growth are calculated: The xx.xx-million UK-and-Crown-Dependency headline constrains the modeled UK country traffic bridge.
    - Evidence informing forecast-year allocation inputs; displayed values and growth are calculated: The xx.xx-million UK-and-Crown-Dependency headline constrains the modeled UK country traffic bridge.
21. Fraport - AI for Monitoring Aviation Security, 22 January 2026
    - Evidence informing base-year allocation inputs; displayed values and growth are calculated: Over xx.xx CT scanners and approximately EUR xx.xx cumulative checkpoint investment support a premium installed-mix premise, not annual national revenue.
    - Evidence informing forecast-year allocation inputs; displayed values and growth are calculated: Over xx.xx CT scanners and approximately EUR xx.xx cumulative checkpoint investment support a premium installed-mix premise, not annual national revenue.
    - Evidence informing base-year allocation inputs; displayed values and growth are calculated: Quantified national deployment provides an independent test of heterogeneous European modernization.
    - Evidence informing forecast-year allocation inputs; displayed values and growth are calculated: Quantified national deployment provides an independent test of heterogeneous European modernization.
22. ECAC - Common Evaluation Process of security equipment
    - Evidence informing base-year allocation inputs; displayed values and growth are calculated: Evaluation is not national approval; no uniform cross-country market-access premium is assumed.
    - Evidence informing forecast-year allocation inputs; displayed values and growth are calculated: Evaluation is not national approval; no uniform cross-country market-access premium is assumed.
23. DHMİ - Havayolunda Cumhuriyet Tarihinin Rekoru, 9 January 2026
    - Evidence informing base-year allocation inputs; displayed values and growth are calculated: Supports the traffic rebasing into the captured Middle Eastern parent.
    - Evidence informing forecast-year allocation inputs; displayed values and growth are calculated: Supports the traffic rebasing into the captured Middle Eastern parent.
24. Smiths Detection - DAEP checkpoint screening contract for Dubai International Airport, 7 May 2025
    - Evidence informing base-year allocation inputs; displayed values and growth are calculated: Purchaser-specific award evidence supports a bounded premium-mix premise, not a GCC-wide allocation.
    - Evidence informing forecast-year allocation inputs; displayed values and growth are calculated: Purchaser-specific award evidence supports a bounded premium-mix premise, not a GCC-wide allocation.
25. Airports Company South Africa - Airport statistics
    - Evidence informing base-year allocation inputs; displayed values and growth are calculated: Provides an operating-network commercial anchor for the regional installed-base premise.
    - Evidence informing forecast-year allocation inputs; displayed values and growth are calculated: Provides an operating-network commercial anchor for the regional installed-base premise.

26. CAAC - 2025 Civil Aviation Industry Development Statistical Bulletin, 17 April 2026
- Evidence informing base-year allocation inputs; displayed values and growth are calculated: Reports xx.xx mainland airport movements and xx.xx transport airports in 2025; the Hong Kong/Macao extension is modeled.
- Evidence informing forecast-year allocation inputs; displayed values and growth are calculated: Reports xx.xx mainland airport movements and xx.xx transport airports in 2025; the Hong Kong/Macao extension is modeled.
- Evidence informing base-year allocation inputs; displayed values and growth are calculated: Large-market traffic and airport-network scale constrain the regional demand model.
- Evidence informing forecast-year allocation inputs; displayed values and growth are calculated: Large-market traffic and airport-network scale constrain the regional demand model.

27. Sydney Airport - Traffic and Operational Performance Q4 2025
- Evidence informing base-year allocation inputs; displayed values and growth are calculated: Sydney's xx.xx-million traffic and staged xx.xx-lane/six-of-seven-lane deployment constrain national scale and modernization assumptions.
- Evidence informing forecast-year allocation inputs; displayed values and growth are calculated: Sydney's xx.xx-million traffic and staged xx.xx-lane/six-of-seven-lane deployment constrain national scale and modernization assumptions.
- Evidence informing base-year allocation inputs; displayed values and growth are calculated: Quantified staged deployment supports regional heterogeneity, not a common modernization timetable.
- Evidence informing forecast-year allocation inputs; displayed values and growth are calculated: Quantified staged deployment supports regional heterogeneity, not a common modernization timetable.

28. U.S. Senator Michael Bennet - SAFEGUARDS Act announcement, 23 July 2025
- Evidence informing base-year allocation inputs; displayed values and growth are calculated: The xx.xx-airport and xx.xx-lane national footprint constrains minimum network support; proposed funding is not counted as realized revenue.
- Evidence informing forecast-year allocation inputs; displayed values and growth are calculated: The xx.xx-airport and xx.xx-lane national footprint constrains minimum network support; proposed funding is not counted as realized revenue.

8.8. Fluorescence Detection

Table 101. Global Airport Baggage Screening Systems Market Size, by Fluorescence Detection, by Region, 2017-2040 (USD Million)

Region	2017	2024	2025	2026	2027	2032	2040	CAGR (%)
Africa	xx.xx	xx.xx	xx.xx	xx.xx	xx.xx	xx.xx	xx.xx	xx.xx
Asia-Pacific	xx.xx	xx.xx	xx.xx	xx.xx	xx.xx	xx.xx	xx.xx	xx.xx
Europe	xx.xx	xx.xx	xx.xx	xx.xx	xx.xx	xx.xx	xx.xx	xx.xx
Latin America	xx.xx	xx.xx	xx.xx	xx.xx	xx.xx	xx.xx	xx.xx	xx.xx
Middle East	xx.xx	xx.xx	xx.xx	xx.xx	xx.xx	xx.xx	xx.xx	xx.xx
North America	xx.xx	xx.xx	xx.xx	xx.xx	xx.xx	xx.xx	xx.xx	xx.xx
Total	**xx.xx**	**xx.xx**	**xx.xx**	**xx.xx**	**xx.xx**	**xx.xx**	**xx.xx**	**xx.xx**

Table 102. Global Airport Baggage Screening Systems Market Size, by Fluorescence Detection, by Group, 2017-2040 (USD Million)

Group	2017	2024	2025	2026	2027	2032	2040	CAGR (%)
ASEAN	xx.xx	xx.xx	xx.xx	xx.xx	xx.xx	xx.xx	xx.xx	xx.xx
BRICS	xx.xx	xx.xx	xx.xx	xx.xx	xx.xx	xx.xx	xx.xx	xx.xx
European Union	xx.xx	xx.xx	xx.xx	xx.xx	xx.xx	xx.xx	xx.xx	xx.xx
G7	xx.xx	xx.xx	xx.xx	xx.xx	xx.xx	xx.xx	xx.xx	xx.xx
GCC	xx.xx	xx.xx	xx.xx	xx.xx	xx.xx	xx.xx	xx.xx	xx.xx
NATO	xx.xx	xx.xx	xx.xx	xx.xx	xx.xx	xx.xx	xx.xx	xx.xx

Table 103. Global Airport Baggage Screening Systems Market Size, by Fluorescence Detection, by Country, 2017-2040 (USD Million)

Country	2017	2024	2025	2026	2027	2032	2040	CAGR (%)
Australia	xx.xx	xx.xx	xx.xx	xx.xx	xx.xx	xx.xx	xx.xx	xx.xx
Brazil	xx.xx	xx.xx	xx.xx	xx.xx	xx.xx	xx.xx	xx.xx	xx.xx
Canada	xx.xx	xx.xx	xx.xx	xx.xx	xx.xx	xx.xx	xx.xx	xx.xx
China	xx.xx	xx.xx	xx.xx	xx.xx	xx.xx	xx.xx	xx.xx	xx.xx
France	xx.xx	xx.xx	xx.xx	xx.xx	xx.xx	xx.xx	xx.xx	xx.xx
Germany	xx.xx	xx.xx	xx.xx	xx.xx	xx.xx	xx.xx	xx.xx	xx.xx
India	xx.xx	xx.xx	xx.xx	xx.xx	xx.xx	xx.xx	xx.xx	xx.xx
Italy	xx.xx	xx.xx	xx.xx	xx.xx	xx.xx	xx.xx	xx.xx	xx.xx
Japan	xx.xx	xx.xx	xx.xx	xx.xx	xx.xx	xx.xx	xx.xx	xx.xx
Mexico	xx.xx	xx.xx	xx.xx	xx.xx	xx.xx	xx.xx	xx.xx	xx.xx
Russia	xx.xx	xx.xx	xx.xx	xx.xx	xx.xx	xx.xx	xx.xx	xx.xx
South Korea	xx.xx	xx.xx	xx.xx	xx.xx	xx.xx	xx.xx	xx.xx	xx.xx
Spain	xx.xx	xx.xx	xx.xx	xx.xx	xx.xx	xx.xx	xx.xx	xx.xx
United Kingdom	xx.xx	xx.xx	xx.xx	xx.xx	xx.xx	xx.xx	xx.xx	xx.xx
United States	xx.xx	xx.xx	xx.xx	xx.xx	xx.xx	xx.xx	xx.xx	xx.xx
Others	xx.xx	xx.xx	xx.xx	xx.xx	xx.xx	xx.xx	xx.xx	xx.xx
Total	**xx.xx**	**xx.xx**	**xx.xx**	**xx.xx**	**xx.xx**	**xx.xx**	**xx.xx**	**xx.xx**

Sources & Evidence

1. House Report 119-173 - Department of Homeland Security Appropriations Bill, 2026

   · Evidence informing the 2030 market-value input; displayed series and growth include calculations: The aging installed fleet supports replacement demand, but does not establish the forecast's realization dates or annual purchasing rate. ([govinfo.gov](https://www.govinfo.gov/content/pkg/CRPT-119hrpt173/html/CRPT-119hrpt173.htm))

2. GAO-24-106573 - DHS Annual Assessment: Most Programs Are Meeting Current Goals, but Some Continue to Face Cost and Schedule Challenges
   - Evidence informing the 2026 market-value input; displayed series and growth include calculations: Reports plans for xx.xx checkpoint systems and xx.xx increment-one deployments by September 2023; supports an incomplete replacement cycle rather than universal CT adoption. ([gao.gov](https://www.gao.gov/assets/gao-xx.xx-xx.xx.pdf))
3. Global Airport Passenger Traffic Reaches Record 9.8 Billion in 2025, Airports Council International World reports
   - Evidence informing the 2026 market-value input; displayed series and growth include calculations: Reports cooling passenger-growth momentum in 2026, supporting moderation of traffic-driven equipment expansion despite continuing replacement demand. ([aci.aero](https://aci.aero/2026/xx.xx/xx.xx/global-airport-passenger-traffic-reaches-record-xx.xx-xx.xx-billion-in-2025-airports-council-international-world-reports/))
   - Evidence informing base-year allocation inputs; displayed values and growth are calculated: Full-year 2025 traffic weakness qualifies the mature-market expansion assumption.
   - Evidence informing forecast-year allocation inputs; displayed values and growth are calculated: Full-year 2025 traffic weakness qualifies the mature-market expansion assumption.
   - Evidence informing base-year allocation inputs; displayed values and growth are calculated: Full-year growth provides a regional direction check, not an equipment-share observation.
   - Evidence informing forecast-year allocation inputs; displayed values and growth are calculated: Full-year growth provides a regional direction check, not an equipment-share observation.
   - Evidence informing base-year allocation inputs; displayed values and growth are calculated: Full-year traffic growth constrains the regional demand premise.
   - Evidence informing forecast-year allocation inputs; displayed values and growth are calculated: Full-year traffic growth constrains the regional demand premise.
   - Evidence informing forecast-year allocation inputs; displayed values and growth are calculated: The reported first-half 2026 decline of xx.xx% constrains the recovery scenario.
   - Evidence informing base-year allocation inputs; displayed values and growth are calculated: Reported 2025 growth provides a demand-direction check; procurement intensity remains assumed.
   - Evidence informing forecast-year allocation inputs; displayed values and growth are calculated: Reported 2025 growth provides a demand-direction check; procurement intensity remains assumed.
   - Evidence informing base-year allocation inputs; displayed values and growth are calculated: Reported traffic momentum supports differentiated demand, not the final modeled forecast share.
   - Evidence informing forecast-year allocation inputs; displayed values and growth are calculated: Reported traffic momentum supports differentiated demand, not the final modeled forecast share.
4. Smiths Group PLC - Full Year Results for the 12 Months Ended 31 July 2025
   - Evidence informing the 2024 market-value input; displayed series and growth include calculations: Discloses aviation original-equipment revenue of xx.xx and aftermarket revenue of xx.xx for FY2024; supplies historical cycle proxies. ([www-live.smiths.com](https://www-live.smiths.com/media/snqpxwkd/smiths-group-plc-annual-results-2025-press-release.pdf))
   - Evidence informing the 2027 market-value input; displayed series and growth include calculations: Reports approximately xx.xx cumulative CTiX sales and continuing aviation upgrade demand; supports replacement activity, not an observed global forecast. ([www-live.smiths.com](https://www-live.smiths.com/media/snqpxwkd/smiths-group-plc-annual-results-2025-press-release.pdf))

5. Smiths Group PLC - Annual Report & Accounts FY2023
   · Evidence informing the 2022 market-value input; displayed series and growth include calculations: Reports FY2022 aviation original-equipment revenue of xx.xx, used as a dimensionless historical capital-cycle proxy. ([www-live.smiths.com](https://www-live.smiths.com/media/phjp1j44/smiths-annual-report-2023.pdf))
   · Evidence informing the 2023 market-value input; displayed series and growth include calculations: Reports FY2023 aviation original-equipment revenue of xx.xx and aftermarket revenue of xx.xx; supports the modeled recovery direction. ([www-live.smiths.com](https://www-live.smiths.com/media/phjp1j44/smiths-annual-report-2023.pdf))
6. Smiths Group PLC - Annual Report FY2022
   · Evidence informing the 2021 market-value input; displayed series and growth include calculations: Reports FY2021 aviation revenue of xx.xx, providing a historical purchasing-cycle reference rather than a global observation. ([www-live.smiths.com](https://www-live.smiths.com/media/xjvdpblr/smiths-annual-report-2022-report.pdf))
   · Evidence informing the 2022 market-value input; displayed series and growth include calculations: Reports FY2022 aviation revenue of xx.xx and continued weakness in aviation original equipment; supports a delayed capital-spending trough. ([www-live.smiths.com](https://www-live.smiths.com/media/xjvdpblr/smiths-annual-report-2022-report.pdf))
7. Smiths Group PLC - Annual Results for the Year Ended 31 July 2019
   · Evidence informing the 2018 market-value input; displayed series and growth include calculations: Reports FY2018 aviation revenue of xx.xx, supplying the historical comparison underlying the backcast. ([smiths.com](https://www.smiths.com/media/u4wla1bw/smiths-group-plc-annual-results-2019-press-release.pdf))
   · Evidence informing the 2019 market-value input; displayed series and growth include calculations: Reports FY2019 aviation revenue of xx.xx and customer delivery deferrals, qualifying a traffic-only growth model. ([smiths.com](https://www.smiths.com/media/u4wla1bw/smiths-group-plc-annual-results-2019-press-release.pdf))
   · Evidence informing the 2020 market-value input; displayed series and growth include calculations: Identifies deliveries deferred into FY2020; supports the possibility of backlog-supported spending despite a contemporaneous traffic shock, not the exact modeled growth rate. ([smiths.com](https://www.smiths.com/media/u4wla1bw/smiths-group-plc-annual-results-2019-press-release.pdf))
8. ACI World - The High-Wire Balancing Act: Global Air Transport Demand in 2018 and 2019
   · Evidence informing the 2017 market-value input; displayed series and growth include calculations: Reports xx.xx airport passengers and xx.xx% growth in 2018; the growth observation informs the 2017 backcast bridge. ([blog.aci.aero](https://blog.aci.aero/airport-economics/the-high-wire-balancing-act-global-air-transport-demand-in-2018-and-2019/))
   · Evidence informing the 2018 market-value input; displayed series and growth include calculations: Provides the observed 2018 traffic-growth reference, not an equipment-market growth observation. ([blog.aci.aero](https://blog.aci.aero/airport-economics/the-high-wire-balancing-act-global-air-transport-demand-in-2018-and-2019/))
9. ICAO A42-WP/556 - State of the Industry and Outlook for Airport Traffic, Presented by ACI
   · Evidence informing the 2020 market-value input; displayed series and growth include calculations: Records the collapse from xx.xx airport passengers in 2019 to xx.xx in 2020; constrains the shock and funding-risk interpretation. ([icao.int](https://www.icao.int/sites/default/files/Meetings/a42/Documents/WP/wp_556_en.pdf))
   · Evidence informing the 2021 market-value input; displayed series and growth include calculations: Reports xx.xx airport passengers in 2021, supporting a prolonged funding and activity shock. ([icao.int](https://www.icao.int/sites/default/files/Meetings/a42/Documents/WP/wp_556_en.pdf))
   · Evidence informing the 2023 market-value input; displayed series and growth include calculations: Reports xx.xx airport passengers in 2023; traffic recovery is distinguished from equipment purchasing. ([icao.int](https://www.icao.int/sites/default/files/Meetings/a42/Documents/WP/wp_556_en.pdf))
   · Evidence informing the 2024 market-value input; displayed series and growth include calculations: Reports xx.xx airport passengers in 2024, providing a demand recovery cross-check. ([icao.int](https://www.icao.int/sites/default/files/Meetings/a42/Documents/WP/wp_556_en.pdf))

10. Port of Seattle - Baggage Handling System Optimization
    - Evidence informing the 2029 market-value input; displayed series and growth include calculations: Seattle plans to consolidate six baggage-screening systems, increase supported passenger capacity, and reduce screening-machine demand. Supports integration spending without one-for-one detector growth. ([portseattle.org](https://www.portseattle.org/projects/baggage-handling-system-optimization))
    - Evidence informing the 2032 market-value input; displayed series and growth include calculations: The consolidation example constrains equipment-volume assumptions; its whole baggage-handling project value is excluded from market sizing. ([portseattle.org](https://www.portseattle.org/projects/baggage-handling-system-optimization))
    - Evidence informing the 2040 market-value input; displayed series and growth include calculations: Provides a commercial counterexample to extrapolating passenger growth directly into machine counts throughout the long-range forecast. ([portseattle.org](https://www.portseattle.org/projects/baggage-handling-system-optimization))
11. Smiths Group PLC - Half Year Results for the Six Months Ended 31 January 2026
    - Evidence informing the 2026 market-value input; displayed series and growth include calculations: Reports xx.xx% organic growth for Smiths Detection in HY2026, with aviation checkpoint upgrades contributing. Supports a positive 2026 nowcast, not a directly observed global growth rate. ([www-live.smiths.com](https://www-live.smiths.com/media/villk35h/smiths-hy26-results-press-release.pdf))
12. ACI World - Biannual global air travel demand update, 30 September 2025
    - Evidence informing base-year allocation inputs; displayed values and growth are calculated: Regional traffic-scale input; geographic rebasing and spending intensities are modeled.
    - Evidence informing forecast-year allocation inputs; displayed values and growth are calculated: Regional traffic-scale input; geographic rebasing and spending intensities are modeled.
    - Evidence informing base-year allocation inputs; displayed values and growth are calculated: Regional traffic-scale input; Mexico is reassigned to its captured North American parent.
    - Evidence informing forecast-year allocation inputs; displayed values and growth are calculated: Regional traffic-scale input; Mexico is reassigned to its captured North American parent.
    - Evidence informing base-year allocation inputs; displayed values and growth are calculated: Regional traffic-scale input; source membership differs from the captured hierarchy.
    - Evidence informing forecast-year allocation inputs; displayed values and growth are calculated: Regional traffic-scale input; source membership differs from the captured hierarchy.
    - Evidence informing base-year allocation inputs; displayed values and growth are calculated: Regional traffic-scale input before the modeled Turkey and Israel bridge.
    - Evidence informing forecast-year allocation inputs; displayed values and growth are calculated: Regional traffic-scale input before the modeled Turkey and Israel bridge.
    - Evidence informing base-year allocation inputs; displayed values and growth are calculated: The xx.xx-million 2025 traffic estimate constrains the regional demand proxy, not equipment spending.
    - Evidence informing forecast-year allocation inputs; displayed values and growth are calculated: The xx.xx-million 2025 traffic estimate constrains the regional demand proxy, not equipment spending.
    - Evidence informing base-year allocation inputs; displayed values and growth are calculated: The xx.xx-billion 2025 traffic estimate constrains regional scale; forecast purchasing convergence is assumed.
    - Evidence informing forecast-year allocation inputs; displayed values and growth are calculated: The xx.xx-billion 2025 traffic estimate constrains regional scale; forecast purchasing convergence is assumed.

13. CATSA - 2025 Annual Report, Management's Discussion and Analysis
    - Evidence informing base-year allocation inputs; displayed values and growth are calculated: C$xx.xx EDS capital expenditure constrains the Canadian expenditure calibration; baggage attribution is modeled.
    - Evidence informing forecast-year allocation inputs; displayed values and growth are calculated: C$xx.xx EDS capital expenditure constrains the Canadian expenditure calibration; baggage attribution is modeled.
    - Evidence informing base-year allocation inputs; displayed values and growth are calculated: Buyer-spending calibration supports a premium regional equipment/support intensity, not an observed regional share.
    - Evidence informing forecast-year allocation inputs; displayed values and growth are calculated: Buyer-spending calibration supports a premium regional equipment/support intensity, not an observed regional share.
14. Leidos - Leidos wins TSA logistics contract, 23 January 2025
    - Evidence informing base-year allocation inputs; displayed values and growth are calculated: The eight-year, USD xx.xx maximum sustainment award covers xx.xx units at over xx.xx locations; scope and realization adjustments are modeled.
    - Evidence informing forecast-year allocation inputs; displayed values and growth are calculated: The eight-year, USD xx.xx maximum sustainment award covers xx.xx units at over xx.xx locations; scope and realization adjustments are modeled.
    - Evidence informing base-year allocation inputs; displayed values and growth are calculated: Supports recurring-support scale and manufacturer-coordination constraints, not unrestricted service access.
    - Evidence informing forecast-year allocation inputs; displayed values and growth are calculated: Supports recurring-support scale and manufacturer-coordination constraints, not unrestricted service access.
15. ACI-LAC - Air Traffic in Latin America and the Caribbean Maintains Growth Trajectory with a 5% Increase in 2025
    - Evidence informing base-year allocation inputs; displayed values and growth are calculated: Brazil's xx.xx-million airport-traffic aggregate constrains its demand scale; equipment intensity remains modeled.
    - Evidence informing forecast-year allocation inputs; displayed values and growth are calculated: Brazil's xx.xx-million airport-traffic aggregate constrains its demand scale; equipment intensity remains modeled.
    - Evidence informing base-year allocation inputs; displayed values and growth are calculated: Regional traffic evidence constrains the common country model while leaving uncatalogued activity.
    - Evidence informing forecast-year allocation inputs; displayed values and growth are calculated: Regional traffic evidence constrains the common country model while leaving uncatalogued activity.
16. Eurostat - Air passenger transport statistics, December 2025, Table 1: 2024 country traffic
    - Evidence informing base-year allocation inputs; displayed values and growth are calculated: Traffic primitive.
    - Evidence informing forecast-year allocation inputs; displayed values and growth are calculated: Traffic primitive.
17. Eurostat - Air passenger transport: data by month
    - Evidence informing base-year allocation inputs; displayed values and growth are calculated: Interim country changes inform assumed 2025 bridges; domestic endpoint and expenditure adjustments remain modeled.
    - Evidence informing forecast-year allocation inputs; displayed values and growth are calculated: Interim country changes inform assumed 2025 bridges; domestic endpoint and expenditure adjustments remain modeled.

18. ACI EUROPE - 2025 all about traffic resilience as Europe's airports welcomed an additional 100 million passengers
    - Evidence informing base-year allocation inputs; displayed values and growth are calculated: Country growth heterogeneity constrains the shared European purchasing model.
    - Evidence informing forecast-year allocation inputs; displayed values and growth are calculated: Country growth heterogeneity constrains the shared European purchasing model.
    - Evidence informing base-year allocation inputs; displayed values and growth are calculated: Published Russian weakness constrains, rather than validates, its working scale.
    - Evidence informing forecast-year allocation inputs; displayed values and growth are calculated: Published Russian weakness constrains, rather than validates, its working scale.
    - Evidence informing base-year allocation inputs; displayed values and growth are calculated: Annual growth input to the 2025 bridge.
    - Evidence informing forecast-year allocation inputs; displayed values and growth are calculated: Annual growth input to the 2025 bridge.
19. UK Civil Aviation Authority - UK aviation officially breaks records with over 300m passenger journeys in 2025
    - Evidence informing base-year allocation inputs; displayed values and growth are calculated: The xx.xx-million UK-and-Crown-Dependency headline constrains the modeled UK country traffic bridge.
    - Evidence informing forecast-year allocation inputs; displayed values and growth are calculated: The xx.xx-million UK-and-Crown-Dependency headline constrains the modeled UK country traffic bridge.
20. Fraport - AI for Monitoring Aviation Security, 22 January 2026
    - Evidence informing base-year allocation inputs; displayed values and growth are calculated: Over xx.xx CT scanners and approximately EUR xx.xx cumulative checkpoint investment support a premium installed-mix premise, not annual national revenue.
    - Evidence informing forecast-year allocation inputs; displayed values and growth are calculated: Over xx.xx CT scanners and approximately EUR xx.xx cumulative checkpoint investment support a premium installed-mix premise, not annual national revenue.
    - Evidence informing base-year allocation inputs; displayed values and growth are calculated: Quantified national deployment provides an independent test of heterogeneous European modernization.
    - Evidence informing forecast-year allocation inputs; displayed values and growth are calculated: Quantified national deployment provides an independent test of heterogeneous European modernization.
21. ECAC - Common Evaluation Process of security equipment
    - Evidence informing base-year allocation inputs; displayed values and growth are calculated: Evaluation is not national approval; no uniform cross-country market-access premium is assumed.
    - Evidence informing forecast-year allocation inputs; displayed values and growth are calculated: Evaluation is not national approval; no uniform cross-country market-access premium is assumed.
22. DHMİ - Havayolunda Cumhuriyet Tarihinin Rekoru, 9 January 2026
    - Evidence informing base-year allocation inputs; displayed values and growth are calculated: Supports the traffic rebasing into the captured Middle Eastern parent.
    - Evidence informing forecast-year allocation inputs; displayed values and growth are calculated: Supports the traffic rebasing into the captured Middle Eastern parent.
23. Smiths Detection - DAEP checkpoint screening contract for Dubai International Airport, 7 May 2025
    - Evidence informing base-year allocation inputs; displayed values and growth are calculated: Purchaser-specific award evidence supports a bounded premium-mix premise, not a GCC-wide allocation.
    - Evidence informing forecast-year allocation inputs; displayed values and growth are calculated: Purchaser-specific award evidence supports a bounded premium-mix premise, not a GCC-wide allocation.
24. Airports Company South Africa - Airport statistics
    - Evidence informing base-year allocation inputs; displayed values and growth are calculated: Provides an operating-network commercial anchor for the regional installed-base premise.
    - Evidence informing forecast-year allocation inputs; displayed values and growth are calculated: Provides an operating-network commercial anchor for the regional installed-base premise.

25. CAAC - 2025 Civil Aviation Industry Development Statistical Bulletin, 17 April 2026
    - Evidence informing base-year allocation inputs; displayed values and growth are calculated: Reports xx.xx mainland airport movements and xx.xx transport airports in 2025; the Hong Kong/Macao extension is modeled.
    - Evidence informing forecast-year allocation inputs; displayed values and growth are calculated: Reports xx.xx mainland airport movements and xx.xx transport airports in 2025; the Hong Kong/Macao extension is modeled.
    - Evidence informing base-year allocation inputs; displayed values and growth are calculated: Large-market traffic and airport-network scale constrain the regional demand model.
    - Evidence informing forecast-year allocation inputs; displayed values and growth are calculated: Large-market traffic and airport-network scale constrain the regional demand model.
26. Sydney Airport - Traffic and Operational Performance Q4 2025
    - Evidence informing base-year allocation inputs; displayed values and growth are calculated: Sydney's xx.xx-million traffic and staged xx.xx-lane/six-of-seven-lane deployment constrain national scale and modernization assumptions.
    - Evidence informing forecast-year allocation inputs; displayed values and growth are calculated: Sydney's xx.xx-million traffic and staged xx.xx-lane/six-of-seven-lane deployment constrain national scale and modernization assumptions.
    - Evidence informing base-year allocation inputs; displayed values and growth are calculated: Quantified staged deployment supports regional heterogeneity, not a common modernization timetable.
    - Evidence informing forecast-year allocation inputs; displayed values and growth are calculated: Quantified staged deployment supports regional heterogeneity, not a common modernization timetable.
27. U.S. Senator Michael Bennet - SAFEGUARDS Act announcement, 23 July 2025
    - Evidence informing base-year allocation inputs; displayed values and growth are calculated: The xx.xx-airport and xx.xx-lane national footprint constrains minimum network support; proposed funding is not counted as realized revenue.
    - Evidence informing forecast-year allocation inputs; displayed values and growth are calculated: The xx.xx-airport and xx.xx-lane national footprint constrains minimum network support; proposed funding is not counted as realized revenue.
28. Explosives Trace Detectors (ETDs): Market Survey Report, November 2021
    - Evidence informing base-year allocation inputs; displayed values and growth are calculated: The Fido X4 historical USD xx.xx list-price benchmark supports the explicit nominal-price bridge; baggage attribution and unit mix remain modeled.
    - Evidence informing forecast-year allocation inputs; displayed values and growth are calculated: The Fido X4 historical USD xx.xx list-price benchmark supports the explicit nominal-price bridge; baggage attribution and unit mix remain modeled.
29. Explosive Detection - Teledyne FLIR Defense
    - Evidence informing base-year allocation inputs; displayed values and growth are calculated: Lists offered Fido X-series products and service support, supporting commercial offering continuity only, not airport-specific eligibility or sales weights. ([flir.com](https://www.flir.com/threat-detection/explosives/))
    - Evidence informing forecast-year allocation inputs; displayed values and growth are calculated: Lists offered Fido X-series products and service support, supporting commercial offering continuity only, not airport-specific eligibility or sales weights. ([flir.com](https://www.flir.com/threat-detection/explosives/))

8.9. Chemiluminescence Detection

Table 104. Global Airport Baggage Screening Systems Market Size, by Chemiluminescence Detection, by Region, 2017-2040 (USD Million)

Region	2017	2024	2025	2026	2027	2032	2040	CAGR (%)
Africa	xx.xx	xx.xx	xx.xx	xx.xx	xx.xx	xx.xx	xx.xx	xx.xx
Asia-Pacific	xx.xx	xx.xx	xx.xx	xx.xx	xx.xx	xx.xx	xx.xx	xx.xx
Europe	xx.xx	xx.xx	xx.xx	xx.xx	xx.xx	xx.xx	xx.xx	xx.xx
Latin America	xx.xx	xx.xx	xx.xx	xx.xx	xx.xx	xx.xx	xx.xx	xx.xx
Middle East	xx.xx	xx.xx	xx.xx	xx.xx	xx.xx	xx.xx	xx.xx	xx.xx
North America	xx.xx	xx.xx	xx.xx	xx.xx	xx.xx	xx.xx	xx.xx	xx.xx
Total	**xx.xx**	**xx.xx**	**xx.xx**	**xx.xx**	**xx.xx**	**xx.xx**	**xx.xx**	**xx.xx**

Table 105. Global Airport Baggage Screening Systems Market Size, by Chemiluminescence Detection, by Group, 2017-2040 (USD Million)

Group	2017	2024	2025	2026	2027	2032	2040	CAGR (%)
ASEAN	xx.xx	xx.xx	xx.xx	xx.xx	xx.xx	xx.xx	xx.xx	xx.xx
BRICS	xx.xx	xx.xx	xx.xx	xx.xx	xx.xx	xx.xx	xx.xx	xx.xx
European Union	xx.xx	xx.xx	xx.xx	xx.xx	xx.xx	xx.xx	xx.xx	xx.xx
G7	xx.xx	xx.xx	xx.xx	xx.xx	xx.xx	xx.xx	xx.xx	xx.xx
GCC	xx.xx	xx.xx	xx.xx	xx.xx	xx.xx	xx.xx	xx.xx	xx.xx
NATO	xx.xx	xx.xx	xx.xx	xx.xx	xx.xx	xx.xx	xx.xx	xx.xx

Table 106. Global Airport Baggage Screening Systems Market Size, by Chemiluminescence Detection, by Country, 2017-2040 (USD Million)

Country	2017	2024	2025	2026	2027	2032	2040	CAGR (%)
Australia	xx.xx	xx.xx	xx.xx	xx.xx	xx.xx	xx.xx	xx.xx	xx.xx
Brazil	xx.xx	xx.xx	xx.xx	xx.xx	xx.xx	xx.xx	xx.xx	xx.xx
Canada	xx.xx	xx.xx	xx.xx	xx.xx	xx.xx	xx.xx	xx.xx	xx.xx
China	xx.xx	xx.xx	xx.xx	xx.xx	xx.xx	xx.xx	xx.xx	xx.xx
France	xx.xx	xx.xx	xx.xx	xx.xx	xx.xx	xx.xx	xx.xx	xx.xx
Germany	xx.xx	xx.xx	xx.xx	xx.xx	xx.xx	xx.xx	xx.xx	xx.xx
India	xx.xx	xx.xx	xx.xx	xx.xx	xx.xx	xx.xx	xx.xx	xx.xx
Italy	xx.xx	xx.xx	xx.xx	xx.xx	xx.xx	xx.xx	xx.xx	xx.xx
Japan	xx.xx	xx.xx	xx.xx	xx.xx	xx.xx	xx.xx	xx.xx	xx.xx
Mexico	xx.xx	xx.xx	xx.xx	xx.xx	xx.xx	xx.xx	xx.xx	xx.xx
Russia	xx.xx	xx.xx	xx.xx	xx.xx	xx.xx	xx.xx	xx.xx	xx.xx
South Korea	xx.xx	xx.xx	xx.xx	xx.xx	xx.xx	xx.xx	xx.xx	xx.xx
Spain	xx.xx	xx.xx	xx.xx	xx.xx	xx.xx	xx.xx	xx.xx	xx.xx
United Kingdom	xx.xx	xx.xx	xx.xx	xx.xx	xx.xx	xx.xx	xx.xx	xx.xx
United States	xx.xx	xx.xx	xx.xx	xx.xx	xx.xx	xx.xx	xx.xx	xx.xx
Total	**xx.xx**	**xx.xx**	**xx.xx**	**xx.xx**	**xx.xx**	**xx.xx**	**xx.xx**	**xx.xx**

Sources & Evidence

1. House Report 119-173 - Department of Homeland Security Appropriations Bill, 2026
   · Evidence informing the 2030 market-value input; displayed series and growth include calculations: The aging installed fleet supports replacement demand, but does not establish the forecast's realization dates or annual purchasing rate. ([govinfo.gov](https://www.govinfo.gov/content/pkg/CRPT-119hrpt173/html/CRPT-119hrpt173.htm))
2. GAO-24-106573 - DHS Annual Assessment: Most Programs Are Meeting Current Goals, but Some Continue to Face Cost and Schedule Challenges
   · Evidence informing the 2026 market-value input; displayed series and growth include calculations: Reports plans for xx.xx checkpoint systems and xx.xx increment-one deployments by September 2023; supports an incomplete replacement cycle rather than universal CT adoption. ([gao.gov](https://www.gao.gov/assets/gao-xx.xx-xx.xx.pdf))

3. Global Airport Passenger Traffic Reaches Record 9.8 Billion in 2025, Airports Council International World reports
   - Evidence informing the 2026 market-value input; displayed series and growth include calculations: Reports cooling passenger-growth momentum in 2026, supporting moderation of traffic-driven equipment expansion despite continuing replacement demand. ([aci.aero](https://aci.aero/2026/xx.xx/xx.xx/global-airport-passenger-traffic-reaches-record-xx.xx-xx.xx-billion-in-2025-airports-council-international-world-reports/))
   - Evidence informing base-year allocation inputs; displayed values and growth are calculated: Full-year 2025 traffic weakness qualifies the mature-market expansion assumption.
   - Evidence informing forecast-year allocation inputs; displayed values and growth are calculated: Full-year 2025 traffic weakness qualifies the mature-market expansion assumption.
   - Evidence informing base-year allocation inputs; displayed values and growth are calculated: Full-year growth provides a regional direction check, not an equipment-share observation.
   - Evidence informing forecast-year allocation inputs; displayed values and growth are calculated: Full-year growth provides a regional direction check, not an equipment-share observation.
   - Evidence informing base-year allocation inputs; displayed values and growth are calculated: Full-year traffic growth constrains the regional demand premise.
   - Evidence informing forecast-year allocation inputs; displayed values and growth are calculated: Full-year traffic growth constrains the regional demand premise.
   - Evidence informing forecast-year allocation inputs; displayed values and growth are calculated: The reported first-half 2026 decline of xx.xx% constrains the recovery scenario.
   - Evidence informing base-year allocation inputs; displayed values and growth are calculated: Reported 2025 growth provides a demand-direction check; procurement intensity remains assumed.
   - Evidence informing forecast-year allocation inputs; displayed values and growth are calculated: Reported 2025 growth provides a demand-direction check; procurement intensity remains assumed.
   - Evidence informing base-year allocation inputs; displayed values and growth are calculated: Reported traffic momentum supports differentiated demand, not the final modeled forecast share.
   - Evidence informing forecast-year allocation inputs; displayed values and growth are calculated: Reported traffic momentum supports differentiated demand, not the final modeled forecast share.
4. Smiths Group PLC - Full Year Results for the 12 Months Ended 31 July 2025
   - Evidence informing the 2024 market-value input; displayed series and growth include calculations: Discloses aviation original-equipment revenue of xx.xx and aftermarket revenue of xx.xx for FY2024; supplies historical cycle proxies. ([www-live.smiths.com](https://www-live.smiths.com/media/snqpxwkd/smiths-group-plc-annual-results-2025-press-release.pdf))
   - Evidence informing the 2027 market-value input; displayed series and growth include calculations: Reports approximately xx.xx cumulative CTiX sales and continuing aviation upgrade demand; supports replacement activity, not an observed global forecast. ([www-live.smiths.com](https://www-live.smiths.com/media/snqpxwkd/smiths-group-plc-annual-results-2025-press-release.pdf))
5. Smiths Group PLC - Annual Report & Accounts FY2023
   - Evidence informing the 2022 market-value input; displayed series and growth include calculations: Reports FY2022 aviation original-equipment revenue of xx.xx, used as a dimensionless historical capital-cycle proxy. ([www-live.smiths.com](https://www-live.smiths.com/media/phjp1j44/smiths-annual-report-2023.pdf))
   - Evidence informing the 2023 market-value input; displayed series and growth include calculations: Reports FY2023 aviation original-equipment revenue of xx.xx and aftermarket revenue of xx.xx; supports the modeled recovery direction. ([www-live.smiths.com](https://www-live.smiths.com/media/phjp1j44/smiths-annual-report-2023.pdf))

6. Smiths Group PLC - Annual Report FY2022
   - Evidence informing the 2021 market-value input; displayed series and growth include calculations: Reports FY2021 aviation revenue of xx.xx, providing a historical purchasing-cycle reference rather than a global observation. ([www-live.smiths.com](https://www-live.smiths.com/media/xjvdpblr/smiths-annual-report-2022-report.pdf))
   - Evidence informing the 2022 market-value input; displayed series and growth include calculations: Reports FY2022 aviation revenue of xx.xx and continued weakness in aviation original equipment; supports a delayed capital-spending trough. ([www-live.smiths.com](https://www-live.smiths.com/media/xjvdpblr/smiths-annual-report-2022-report.pdf))
7. Smiths Group PLC - Annual Results for the Year Ended 31 July 2019
   - Evidence informing the 2018 market-value input; displayed series and growth include calculations: Reports FY2018 aviation revenue of xx.xx, supplying the historical comparison underlying the backcast. ([smiths.com](https://www.smiths.com/media/u4wla1bw/smiths-group-plc-annual-results-2019-press-release.pdf))
   - Evidence informing the 2019 market-value input; displayed series and growth include calculations: Reports FY2019 aviation revenue of xx.xx and customer delivery deferrals, qualifying a traffic-only growth model. ([smiths.com](https://www.smiths.com/media/u4wla1bw/smiths-group-plc-annual-results-2019-press-release.pdf))
   - Evidence informing the 2020 market-value input; displayed series and growth include calculations: Identifies deliveries deferred into FY2020; supports the possibility of backlog-supported spending despite a contemporaneous traffic shock, not the exact modeled growth rate. ([smiths.com](https://www.smiths.com/media/u4wla1bw/smiths-group-plc-annual-results-2019-press-release.pdf))
8. ACI World - The High-Wire Balancing Act: Global Air Transport Demand in 2018 and 2019
   - Evidence informing the 2017 market-value input; displayed series and growth include calculations: Reports xx.xx airport passengers and xx.xx% growth in 2018; the growth observation informs the 2017 backcast bridge. ([blog.aci.aero](https://blog.aci.aero/airport-economics/the-high-wire-balancing-act-global-air-transport-demand-in-2018-and-2019/))
   - Evidence informing the 2018 market-value input; displayed series and growth include calculations: Provides the observed 2018 traffic-growth reference, not an equipment-market growth observation. ([blog.aci.aero](https://blog.aci.aero/airport-economics/the-high-wire-balancing-act-global-air-transport-demand-in-2018-and-2019/))
9. ICAO A42-WP/556 - State of the Industry and Outlook for Airport Traffic, Presented by ACI
   - Evidence informing the 2020 market-value input; displayed series and growth include calculations: Records the collapse from xx.xx airport passengers in 2019 to xx.xx in 2020; constrains the shock and funding-risk interpretation. ([icao.int](https://www.icao.int/sites/default/files/Meetings/a42/Documents/WP/wp_556_en.pdf))
   - Evidence informing the 2021 market-value input; displayed series and growth include calculations: Reports xx.xx airport passengers in 2021, supporting a prolonged funding and activity shock. ([icao.int](https://www.icao.int/sites/default/files/Meetings/a42/Documents/WP/wp_556_en.pdf))
   - Evidence informing the 2023 market-value input; displayed series and growth include calculations: Reports xx.xx airport passengers in 2023; traffic recovery is distinguished from equipment purchasing. ([icao.int](https://www.icao.int/sites/default/files/Meetings/a42/Documents/WP/wp_556_en.pdf))
   - Evidence informing the 2024 market-value input; displayed series and growth include calculations: Reports xx.xx airport passengers in 2024, providing a demand recovery cross-check. ([icao.int](https://www.icao.int/sites/default/files/Meetings/a42/Documents/WP/wp_556_en.pdf))

10. Port of Seattle - Baggage Handling System Optimization
    - Evidence informing the 2029 market-value input; displayed series and growth include calculations: Seattle plans to consolidate six baggage-screening systems, increase supported passenger capacity, and reduce screening-machine demand. Supports integration spending without one-for-one detector growth. ([portseattle.org](https://www.portseattle.org/projects/baggage-handling-system-optimization))
    - Evidence informing the 2032 market-value input; displayed series and growth include calculations: The consolidation example constrains equipment-volume assumptions; its whole baggage-handling project value is excluded from market sizing. ([portseattle.org](https://www.portseattle.org/projects/baggage-handling-system-optimization))
    - Evidence informing the 2040 market-value input; displayed series and growth include calculations: Provides a commercial counterexample to extrapolating passenger growth directly into machine counts throughout the long-range forecast. ([portseattle.org](https://www.portseattle.org/projects/baggage-handling-system-optimization))
11. Smiths Group PLC - Half Year Results for the Six Months Ended 31 January 2026
    - Evidence informing the 2026 market-value input; displayed series and growth include calculations: Reports xx.xx% organic growth for Smiths Detection in HY2026, with aviation checkpoint upgrades contributing. Supports a positive 2026 nowcast, not a directly observed global growth rate. ([www-live.smiths.com](https://www-live.smiths.com/media/villk35h/smiths-hy26-results-press-release.pdf))
12. ACI World - Biannual global air travel demand update, 30 September 2025
    - Evidence informing base-year allocation inputs; displayed values and growth are calculated: Regional traffic-scale input; geographic rebasing and spending intensities are modeled.
    - Evidence informing forecast-year allocation inputs; displayed values and growth are calculated: Regional traffic-scale input; geographic rebasing and spending intensities are modeled.
    - Evidence informing base-year allocation inputs; displayed values and growth are calculated: Regional traffic-scale input; Mexico is reassigned to its captured North American parent.
    - Evidence informing forecast-year allocation inputs; displayed values and growth are calculated: Regional traffic-scale input; Mexico is reassigned to its captured North American parent.
    - Evidence informing base-year allocation inputs; displayed values and growth are calculated: Regional traffic-scale input; source membership differs from the captured hierarchy.
    - Evidence informing forecast-year allocation inputs; displayed values and growth are calculated: Regional traffic-scale input; source membership differs from the captured hierarchy.
    - Evidence informing base-year allocation inputs; displayed values and growth are calculated: Regional traffic-scale input before the modeled Turkey and Israel bridge.
    - Evidence informing forecast-year allocation inputs; displayed values and growth are calculated: Regional traffic-scale input before the modeled Turkey and Israel bridge.
    - Evidence informing base-year allocation inputs; displayed values and growth are calculated: The xx.xx-million 2025 traffic estimate constrains the regional demand proxy, not equipment spending.
    - Evidence informing forecast-year allocation inputs; displayed values and growth are calculated: The xx.xx-million 2025 traffic estimate constrains the regional demand proxy, not equipment spending.
    - Evidence informing base-year allocation inputs; displayed values and growth are calculated: The xx.xx-billion 2025 traffic estimate constrains regional scale; forecast purchasing convergence is assumed.
    - Evidence informing forecast-year allocation inputs; displayed values and growth are calculated: The xx.xx-billion 2025 traffic estimate constrains regional scale; forecast purchasing convergence is assumed.

13. CATSA - 2025 Annual Report, Management's Discussion and Analysis
    - Evidence informing base-year allocation inputs; displayed values and growth are calculated: C$xx.xx EDS capital expenditure constrains the Canadian expenditure calibration; baggage attribution is modeled.
    - Evidence informing forecast-year allocation inputs; displayed values and growth are calculated: C$xx.xx EDS capital expenditure constrains the Canadian expenditure calibration; baggage attribution is modeled.
    - Evidence informing base-year allocation inputs; displayed values and growth are calculated: Buyer-spending calibration supports a premium regional equipment/support intensity, not an observed regional share.
    - Evidence informing forecast-year allocation inputs; displayed values and growth are calculated: Buyer-spending calibration supports a premium regional equipment/support intensity, not an observed regional share.
14. Leidos - Leidos wins TSA logistics contract, 23 January 2025
    - Evidence informing base-year allocation inputs; displayed values and growth are calculated: The eight-year, USD xx.xx maximum sustainment award covers xx.xx units at over xx.xx locations; scope and realization adjustments are modeled.
    - Evidence informing forecast-year allocation inputs; displayed values and growth are calculated: The eight-year, USD xx.xx maximum sustainment award covers xx.xx units at over xx.xx locations; scope and realization adjustments are modeled.
    - Evidence informing base-year allocation inputs; displayed values and growth are calculated: Supports recurring-support scale and manufacturer-coordination constraints, not unrestricted service access.
    - Evidence informing forecast-year allocation inputs; displayed values and growth are calculated: Supports recurring-support scale and manufacturer-coordination constraints, not unrestricted service access.
15. ACI-LAC - Air Traffic in Latin America and the Caribbean Maintains Growth Trajectory with a 5% Increase in 2025
    - Evidence informing base-year allocation inputs; displayed values and growth are calculated: Brazil's xx.xx-million airport-traffic aggregate constrains its demand scale; equipment intensity remains modeled.
    - Evidence informing forecast-year allocation inputs; displayed values and growth are calculated: Brazil's xx.xx-million airport-traffic aggregate constrains its demand scale; equipment intensity remains modeled.
    - Evidence informing base-year allocation inputs; displayed values and growth are calculated: Regional traffic evidence constrains the common country model while leaving uncatalogued activity.
    - Evidence informing forecast-year allocation inputs; displayed values and growth are calculated: Regional traffic evidence constrains the common country model while leaving uncatalogued activity.
16. Eurostat - Air passenger transport statistics, December 2025, Table 1: 2024 country traffic
    - Evidence informing base-year allocation inputs; displayed values and growth are calculated: Traffic primitive.
    - Evidence informing forecast-year allocation inputs; displayed values and growth are calculated: Traffic primitive.
17. Eurostat - Air passenger transport: data by month
    - Evidence informing base-year allocation inputs; displayed values and growth are calculated: Interim country changes inform assumed 2025 bridges; domestic endpoint and expenditure adjustments remain modeled.
    - Evidence informing forecast-year allocation inputs; displayed values and growth are calculated: Interim country changes inform assumed 2025 bridges; domestic endpoint and expenditure adjustments remain modeled.

18. ACI EUROPE - 2025 all about traffic resilience as Europe's airports welcomed an additional 100 million passengers
    - Evidence informing base-year allocation inputs; displayed values and growth are calculated: Country growth heterogeneity constrains the shared European purchasing model.
    - Evidence informing forecast-year allocation inputs; displayed values and growth are calculated: Country growth heterogeneity constrains the shared European purchasing model.
    - Evidence informing base-year allocation inputs; displayed values and growth are calculated: Published Russian weakness constrains, rather than validates, its working scale.
    - Evidence informing forecast-year allocation inputs; displayed values and growth are calculated: Published Russian weakness constrains, rather than validates, its working scale.
    - Evidence informing base-year allocation inputs; displayed values and growth are calculated: Annual growth input to the 2025 bridge.
    - Evidence informing forecast-year allocation inputs; displayed values and growth are calculated: Annual growth input to the 2025 bridge.
19. UK Civil Aviation Authority - UK aviation officially breaks records with over 300m passenger journeys in 2025
    - Evidence informing base-year allocation inputs; displayed values and growth are calculated: The xx.xx-million UK-and-Crown-Dependency headline constrains the modeled UK country traffic bridge.
    - Evidence informing forecast-year allocation inputs; displayed values and growth are calculated: The xx.xx-million UK-and-Crown-Dependency headline constrains the modeled UK country traffic bridge.
20. Fraport - AI for Monitoring Aviation Security, 22 January 2026
    - Evidence informing base-year allocation inputs; displayed values and growth are calculated: Over xx.xx CT scanners and approximately EUR xx.xx cumulative checkpoint investment support a premium installed-mix premise, not annual national revenue.
    - Evidence informing forecast-year allocation inputs; displayed values and growth are calculated: Over xx.xx CT scanners and approximately EUR xx.xx cumulative checkpoint investment support a premium installed-mix premise, not annual national revenue.
    - Evidence informing base-year allocation inputs; displayed values and growth are calculated: Quantified national deployment provides an independent test of heterogeneous European modernization.
    - Evidence informing forecast-year allocation inputs; displayed values and growth are calculated: Quantified national deployment provides an independent test of heterogeneous European modernization.
21. ECAC - Common Evaluation Process of security equipment
    - Evidence informing base-year allocation inputs; displayed values and growth are calculated: Evaluation is not national approval; no uniform cross-country market-access premium is assumed.
    - Evidence informing forecast-year allocation inputs; displayed values and growth are calculated: Evaluation is not national approval; no uniform cross-country market-access premium is assumed.
22. DHMİ - Havayolunda Cumhuriyet Tarihinin Rekoru, 9 January 2026
    - Evidence informing base-year allocation inputs; displayed values and growth are calculated: Supports the traffic rebasing into the captured Middle Eastern parent.
    - Evidence informing forecast-year allocation inputs; displayed values and growth are calculated: Supports the traffic rebasing into the captured Middle Eastern parent.
23. Smiths Detection - DAEP checkpoint screening contract for Dubai International Airport, 7 May 2025
    - Evidence informing base-year allocation inputs; displayed values and growth are calculated: Purchaser-specific award evidence supports a bounded premium-mix premise, not a GCC-wide allocation.
    - Evidence informing forecast-year allocation inputs; displayed values and growth are calculated: Purchaser-specific award evidence supports a bounded premium-mix premise, not a GCC-wide allocation.
24. Airports Company South Africa - Airport statistics
    - Evidence informing base-year allocation inputs; displayed values and growth are calculated: Provides an operating-network commercial anchor for the regional installed-base premise.
    - Evidence informing forecast-year allocation inputs; displayed values and growth are calculated: Provides an operating-network commercial anchor for the regional installed-base premise.

25. CAAC - 2025 Civil Aviation Industry Development Statistical Bulletin, 17 April 2026
    - Evidence informing base-year allocation inputs; displayed values and growth are calculated: Reports xx.xx mainland airport movements and xx.xx transport airports in 2025; the Hong Kong/Macao extension is modeled.
    - Evidence informing forecast-year allocation inputs; displayed values and growth are calculated: Reports xx.xx mainland airport movements and xx.xx transport airports in 2025; the Hong Kong/Macao extension is modeled.
    - Evidence informing base-year allocation inputs; displayed values and growth are calculated: Large-market traffic and airport-network scale constrain the regional demand model.
    - Evidence informing forecast-year allocation inputs; displayed values and growth are calculated: Large-market traffic and airport-network scale constrain the regional demand model.
26. Sydney Airport - Traffic and Operational Performance Q4 2025
    - Evidence informing base-year allocation inputs; displayed values and growth are calculated: Sydney's xx.xx-million traffic and staged xx.xx-lane/six-of-seven-lane deployment constrain national scale and modernization assumptions.
    - Evidence informing forecast-year allocation inputs; displayed values and growth are calculated: Sydney's xx.xx-million traffic and staged xx.xx-lane/six-of-seven-lane deployment constrain national scale and modernization assumptions.
    - Evidence informing base-year allocation inputs; displayed values and growth are calculated: Quantified staged deployment supports regional heterogeneity, not a common modernization timetable.
    - Evidence informing forecast-year allocation inputs; displayed values and growth are calculated: Quantified staged deployment supports regional heterogeneity, not a common modernization timetable.
27. U.S. Senator Michael Bennet - SAFEGUARDS Act announcement, 23 July 2025
    - Evidence informing base-year allocation inputs; displayed values and growth are calculated: The xx.xx-airport and xx.xx-lane national footprint constrains minimum network support; proposed funding is not counted as realized revenue.
    - Evidence informing forecast-year allocation inputs; displayed values and growth are calculated: The xx.xx-airport and xx.xx-lane national footprint constrains minimum network support; proposed funding is not counted as realized revenue.
28. Scintrex Trace E3500 Explosive Trace Detection Unit - SecurityPro USA
    - Evidence informing base-year allocation inputs; displayed values and growth are calculated: The distributor offers E3500 chemiluminescence equipment and identifies customs/border applications. Supports a commercial category lead, not measured airport purchasing or the assumed price. ([securityprousa.com](https://www.securityprousa.com/collections/explosive-detection/products/scintrex-trace-e3500-explosive-trace-detection-unit))
    - Evidence informing forecast-year allocation inputs; displayed values and growth are calculated: The distributor offers E3500 chemiluminescence equipment and identifies customs/border applications. Supports a commercial category lead, not measured airport purchasing or the assumed price. ([securityprousa.com](https://www.securityprousa.com/collections/explosive-detection/products/scintrex-trace-e3500-explosive-trace-detection-unit))

8.10. Thermo-Redox Detection

Table 107. Global Airport Baggage Screening Systems Market Size, by Thermo-Redox Detection, by Region, 2017-2040 (USD Million)

Region	2017	2024	2025	2026	2027	2032	2040	CAGR (%)
Africa	xx.xx	xx.xx	xx.xx	xx.xx	xx.xx	xx.xx	xx.xx	xx.xx
Asia-Pacific	xx.xx	xx.xx	xx.xx	xx.xx	xx.xx	xx.xx	xx.xx	xx.xx
Europe	xx.xx	xx.xx	xx.xx	xx.xx	xx.xx	xx.xx	xx.xx	xx.xx
Latin America	xx.xx	xx.xx	xx.xx	xx.xx	xx.xx	xx.xx	xx.xx	xx.xx
Middle East	xx.xx	xx.xx	xx.xx	xx.xx	xx.xx	xx.xx	xx.xx	xx.xx
North America	xx.xx	xx.xx	xx.xx	xx.xx	xx.xx	xx.xx	xx.xx	xx.xx
Total	**xx.xx**	**xx.xx**	**xx.xx**	**xx.xx**	**xx.xx**	**xx.xx**	**xx.xx**	**xx.xx**

Table 108. Global Airport Baggage Screening Systems Market Size, by Thermo-Redox Detection, by Group, 2017-2040 (USD Million)

Group	2017	2024	2025	2026	2027	2032	2040	CAGR (%)
ASEAN	xx.xx	xx.xx	xx.xx	xx.xx	xx.xx	xx.xx	xx.xx	xx.xx
BRICS	xx.xx	xx.xx	xx.xx	xx.xx	xx.xx	xx.xx	xx.xx	xx.xx
European Union	xx.xx	xx.xx	xx.xx	xx.xx	xx.xx	xx.xx	xx.xx	xx.xx
G7	xx.xx	xx.xx	xx.xx	xx.xx	xx.xx	xx.xx	xx.xx	xx.xx
GCC	xx.xx	xx.xx	xx.xx	xx.xx	xx.xx	xx.xx	xx.xx	xx.xx
NATO	xx.xx	xx.xx	xx.xx	xx.xx	xx.xx	xx.xx	xx.xx	xx.xx

Table 109. Global Airport Baggage Screening Systems Market Size, by Thermo-Redox Detection, by Country, 2017-2040 (USD Million)

Country	2017	2024	2025	2026	2027	2032	2040	CAGR (%)
Australia	xx.xx	xx.xx	xx.xx	xx.xx	xx.xx	xx.xx	xx.xx	xx.xx
Brazil	xx.xx	xx.xx	xx.xx	xx.xx	xx.xx	xx.xx	xx.xx	xx.xx
Canada	xx.xx	xx.xx	xx.xx	xx.xx	xx.xx	xx.xx	xx.xx	xx.xx
China	xx.xx	xx.xx	xx.xx	xx.xx	xx.xx	xx.xx	xx.xx	xx.xx
France	xx.xx	xx.xx	xx.xx	xx.xx	xx.xx	xx.xx	xx.xx	xx.xx
Germany	xx.xx	xx.xx	xx.xx	xx.xx	xx.xx	xx.xx	xx.xx	xx.xx
India	xx.xx	xx.xx	xx.xx	xx.xx	xx.xx	xx.xx	xx.xx	xx.xx
Italy	xx.xx	xx.xx	xx.xx	xx.xx	xx.xx	xx.xx	xx.xx	xx.xx
Japan	xx.xx	xx.xx	xx.xx	xx.xx	xx.xx	xx.xx	xx.xx	xx.xx
Mexico	xx.xx	xx.xx	xx.xx	xx.xx	xx.xx	xx.xx	xx.xx	xx.xx
Russia	xx.xx	xx.xx	xx.xx	xx.xx	xx.xx	xx.xx	xx.xx	xx.xx
South Korea	xx.xx	xx.xx	xx.xx	xx.xx	xx.xx	xx.xx	xx.xx	xx.xx
Spain	xx.xx	xx.xx	xx.xx	xx.xx	xx.xx	xx.xx	xx.xx	xx.xx
United Kingdom	xx.xx	xx.xx	xx.xx	xx.xx	xx.xx	xx.xx	xx.xx	xx.xx
United States	xx.xx	xx.xx	xx.xx	xx.xx	xx.xx	xx.xx	xx.xx	xx.xx
Total	**xx.xx**	**xx.xx**	**xx.xx**	**xx.xx**	**xx.xx**	**xx.xx**	**xx.xx**	**xx.xx**

Sources & Evidence

1. House Report 119-173 - Department of Homeland Security Appropriations Bill, 2026
   · Evidence informing the 2030 market-value input; displayed series and growth include calculations: The aging installed fleet supports replacement demand, but does not establish the forecast's realization dates or annual purchasing rate. ([govinfo.gov](https://www.govinfo.gov/content/pkg/CRPT-119hrpt173/html/CRPT-119hrpt173.htm))
2. GAO-24-106573 - DHS Annual Assessment: Most Programs Are Meeting Current Goals, but Some Continue to Face Cost and Schedule Challenges
   · Evidence informing the 2026 market-value input; displayed series and growth include calculations: Reports plans for xx.xx checkpoint systems and xx.xx increment-one deployments by September 2023; supports an incomplete replacement cycle rather than universal CT adoption. ([gao.gov](https://www.gao.gov/assets/gao-xx.xx-xx.xx.pdf))

3. Global Airport Passenger Traffic Reaches Record 9.8 Billion in 2025, Airports Council International World reports

   · Evidence informing the 2026 market-value input; displayed series and growth include calculations: Reports cooling passenger-growth momentum in 2026, supporting moderation of traffic-driven equipment expansion despite continuing replacement demand. ([aci.aero](https://aci.aero/2026/xx.xx/xx.xx/global-airport-passenger-traffic-reaches-record-xx.xx-xx.xx-billion-in-2025-airports-council-international-world-reports/))

   · Evidence informing base-year allocation inputs; displayed values and growth are calculated: Full-year 2025 traffic weakness qualifies the mature-market expansion assumption.

   · Evidence informing forecast-year allocation inputs; displayed values and growth are calculated: Full-year 2025 traffic weakness qualifies the mature-market expansion assumption.

   · Evidence informing base-year allocation inputs; displayed values and growth are calculated: Full-year growth provides a regional direction check, not an equipment-share observation.

   · Evidence informing forecast-year allocation inputs; displayed values and growth are calculated: Full-year growth provides a regional direction check, not an equipment-share observation.

   · Evidence informing base-year allocation inputs; displayed values and growth are calculated: Full-year traffic growth constrains the regional demand premise.

   · Evidence informing forecast-year allocation inputs; displayed values and growth are calculated: Full-year traffic growth constrains the regional demand premise.

   · Evidence informing forecast-year allocation inputs; displayed values and growth are calculated: The reported first-half 2026 decline of xx.xx% constrains the recovery scenario.

   · Evidence informing base-year allocation inputs; displayed values and growth are calculated: Reported 2025 growth provides a demand-direction check; procurement intensity remains assumed.

   · Evidence informing forecast-year allocation inputs; displayed values and growth are calculated: Reported 2025 growth provides a demand-direction check; procurement intensity remains assumed.

   · Evidence informing base-year allocation inputs; displayed values and growth are calculated: Reported traffic momentum supports differentiated demand, not the final modeled forecast share.

   · Evidence informing forecast-year allocation inputs; displayed values and growth are calculated: Reported traffic momentum supports differentiated demand, not the final modeled forecast share.

4. Smiths Group PLC - Full Year Results for the 12 Months Ended 31 July 2025

   · Evidence informing the 2024 market-value input; displayed series and growth include calculations: Discloses aviation original-equipment revenue of xx.xx and aftermarket revenue of xx.xx for FY2024; supplies historical cycle proxies. ([www-live.smiths.com](https://www-live.smiths.com/media/snqpxwkd/smiths-group-plc-annual-results-2025-press-release.pdf))

   · Evidence informing the 2027 market-value input; displayed series and growth include calculations: Reports approximately xx.xx cumulative CTiX sales and continuing aviation upgrade demand; supports replacement activity, not an observed global forecast. ([www-live.smiths.com](https://www-live.smiths.com/media/snqpxwkd/smiths-group-plc-annual-results-2025-press-release.pdf))

5. Smiths Group PLC - Annual Report & Accounts FY2023

   · Evidence informing the 2022 market-value input; displayed series and growth include calculations: Reports FY2022 aviation original-equipment revenue of xx.xx, used as a dimensionless historical capital-cycle proxy. ([www-live.smiths.com](https://www-live.smiths.com/media/phjp1j44/smiths-annual-report-2023.pdf))

   · Evidence informing the 2023 market-value input; displayed series and growth include calculations: Reports FY2023 aviation original-equipment revenue of xx.xx and aftermarket revenue of xx.xx; supports the modeled recovery direction. ([www-live.smiths.com](https://www-live.smiths.com/media/phjp1j44/smiths-annual-report-2023.pdf))

6. Smiths Group PLC - Annual Report FY2022
   - Evidence informing the 2021 market-value input; displayed series and growth include calculations: Reports FY2021 aviation revenue of xx.xx, providing a historical purchasing-cycle reference rather than a global observation. ([www-live.smiths.com](https://www-live.smiths.com/media/xjvdpblr/smiths-annual-report-2022-report.pdf))
   - Evidence informing the 2022 market-value input; displayed series and growth include calculations: Reports FY2022 aviation revenue of xx.xx and continued weakness in aviation original equipment; supports a delayed capital-spending trough. ([www-live.smiths.com](https://www-live.smiths.com/media/xjvdpblr/smiths-annual-report-2022-report.pdf))
7. Smiths Group PLC - Annual Results for the Year Ended 31 July 2019
   - Evidence informing the 2018 market-value input; displayed series and growth include calculations: Reports FY2018 aviation revenue of xx.xx, supplying the historical comparison underlying the backcast. ([smiths.com](https://www.smiths.com/media/u4wla1bw/smiths-group-plc-annual-results-2019-press-release.pdf))
   - Evidence informing the 2019 market-value input; displayed series and growth include calculations: Reports FY2019 aviation revenue of xx.xx and customer delivery deferrals, qualifying a traffic-only growth model. ([smiths.com](https://www.smiths.com/media/u4wla1bw/smiths-group-plc-annual-results-2019-press-release.pdf))
   - Evidence informing the 2020 market-value input; displayed series and growth include calculations: Identifies deliveries deferred into FY2020; supports the possibility of backlog-supported spending despite a contemporaneous traffic shock, not the exact modeled growth rate. ([smiths.com](https://www.smiths.com/media/u4wla1bw/smiths-group-plc-annual-results-2019-press-release.pdf))
8. ACI World - The High-Wire Balancing Act: Global Air Transport Demand in 2018 and 2019
   - Evidence informing the 2017 market-value input; displayed series and growth include calculations: Reports xx.xx airport passengers and xx.xx% growth in 2018; the growth observation informs the 2017 backcast bridge. ([blog.aci.aero](https://blog.aci.aero/airport-economics/the-high-wire-balancing-act-global-air-transport-demand-in-2018-and-2019/))
   - Evidence informing the 2018 market-value input; displayed series and growth include calculations: Provides the observed 2018 traffic-growth reference, not an equipment-market growth observation. ([blog.aci.aero](https://blog.aci.aero/airport-economics/the-high-wire-balancing-act-global-air-transport-demand-in-2018-and-2019/))
9. ICAO A42-WP/556 - State of the Industry and Outlook for Airport Traffic, Presented by ACI
   - Evidence informing the 2020 market-value input; displayed series and growth include calculations: Records the collapse from xx.xx airport passengers in 2019 to xx.xx in 2020; constrains the shock and funding-risk interpretation. ([icao.int](https://www.icao.int/sites/default/files/Meetings/a42/Documents/WP/wp_556_en.pdf))
   - Evidence informing the 2021 market-value input; displayed series and growth include calculations: Reports xx.xx airport passengers in 2021, supporting a prolonged funding and activity shock. ([icao.int](https://www.icao.int/sites/default/files/Meetings/a42/Documents/WP/wp_556_en.pdf))
   - Evidence informing the 2023 market-value input; displayed series and growth include calculations: Reports xx.xx airport passengers in 2023; traffic recovery is distinguished from equipment purchasing. ([icao.int](https://www.icao.int/sites/default/files/Meetings/a42/Documents/WP/wp_556_en.pdf))
   - Evidence informing the 2024 market-value input; displayed series and growth include calculations: Reports xx.xx airport passengers in 2024, providing a demand recovery cross-check. ([icao.int](https://www.icao.int/sites/default/files/Meetings/a42/Documents/WP/wp_556_en.pdf))

10. Port of Seattle - Baggage Handling System Optimization
    - Evidence informing the 2029 market-value input; displayed series and growth include calculations: Seattle plans to consolidate six baggage-screening systems, increase supported passenger capacity, and reduce screening-machine demand. Supports integration spending without one-for-one detector growth. ([portseattle.org](https://www.portseattle.org/projects/baggage-handling-system-optimization))
    - Evidence informing the 2032 market-value input; displayed series and growth include calculations: The consolidation example constrains equipment-volume assumptions; its whole baggage-handling project value is excluded from market sizing. ([portseattle.org](https://www.portseattle.org/projects/baggage-handling-system-optimization))
    - Evidence informing the 2040 market-value input; displayed series and growth include calculations: Provides a commercial counterexample to extrapolating passenger growth directly into machine counts throughout the long-range forecast. ([portseattle.org](https://www.portseattle.org/projects/baggage-handling-system-optimization))
11. Smiths Group PLC - Half Year Results for the Six Months Ended 31 January 2026
    - Evidence informing the 2026 market-value input; displayed series and growth include calculations: Reports xx.xx% organic growth for Smiths Detection in HY2026, with aviation checkpoint upgrades contributing. Supports a positive 2026 nowcast, not a directly observed global growth rate. ([www-live.smiths.com](https://www-live.smiths.com/media/villk35h/smiths-hy26-results-press-release.pdf))
12. ACI World - Biannual global air travel demand update, 30 September 2025
    - Evidence informing base-year allocation inputs; displayed values and growth are calculated: Regional traffic-scale input; geographic rebasing and spending intensities are modeled.
    - Evidence informing forecast-year allocation inputs; displayed values and growth are calculated: Regional traffic-scale input; geographic rebasing and spending intensities are modeled.
    - Evidence informing base-year allocation inputs; displayed values and growth are calculated: Regional traffic-scale input; Mexico is reassigned to its captured North American parent.
    - Evidence informing forecast-year allocation inputs; displayed values and growth are calculated: Regional traffic-scale input; Mexico is reassigned to its captured North American parent.
    - Evidence informing base-year allocation inputs; displayed values and growth are calculated: Regional traffic-scale input; source membership differs from the captured hierarchy.
    - Evidence informing forecast-year allocation inputs; displayed values and growth are calculated: Regional traffic-scale input; source membership differs from the captured hierarchy.
    - Evidence informing base-year allocation inputs; displayed values and growth are calculated: Regional traffic-scale input before the modeled Turkey and Israel bridge.
    - Evidence informing forecast-year allocation inputs; displayed values and growth are calculated: Regional traffic-scale input before the modeled Turkey and Israel bridge.
    - Evidence informing base-year allocation inputs; displayed values and growth are calculated: The xx.xx-million 2025 traffic estimate constrains the regional demand proxy, not equipment spending.
    - Evidence informing forecast-year allocation inputs; displayed values and growth are calculated: The xx.xx-million 2025 traffic estimate constrains the regional demand proxy, not equipment spending.
    - Evidence informing base-year allocation inputs; displayed values and growth are calculated: The xx.xx-billion 2025 traffic estimate constrains regional scale; forecast purchasing convergence is assumed.
    - Evidence informing forecast-year allocation inputs; displayed values and growth are calculated: The xx.xx-billion 2025 traffic estimate constrains regional scale; forecast purchasing convergence is assumed.

13. CATSA - 2025 Annual Report, Management's Discussion and Analysis
    - Evidence informing base-year allocation inputs; displayed values and growth are calculated: C$xx.xx EDS capital expenditure constrains the Canadian expenditure calibration; baggage attribution is modeled.
    - Evidence informing forecast-year allocation inputs; displayed values and growth are calculated: C$xx.xx EDS capital expenditure constrains the Canadian expenditure calibration; baggage attribution is modeled.
    - Evidence informing base-year allocation inputs; displayed values and growth are calculated: Buyer-spending calibration supports a premium regional equipment/support intensity, not an observed regional share.
    - Evidence informing forecast-year allocation inputs; displayed values and growth are calculated: Buyer-spending calibration supports a premium regional equipment/support intensity, not an observed regional share.
14. Leidos - Leidos wins TSA logistics contract, 23 January 2025
    - Evidence informing base-year allocation inputs; displayed values and growth are calculated: The eight-year, USD xx.xx maximum sustainment award covers xx.xx units at over xx.xx locations; scope and realization adjustments are modeled.
    - Evidence informing forecast-year allocation inputs; displayed values and growth are calculated: The eight-year, USD xx.xx maximum sustainment award covers xx.xx units at over xx.xx locations; scope and realization adjustments are modeled.
    - Evidence informing base-year allocation inputs; displayed values and growth are calculated: Supports recurring-support scale and manufacturer-coordination constraints, not unrestricted service access.
    - Evidence informing forecast-year allocation inputs; displayed values and growth are calculated: Supports recurring-support scale and manufacturer-coordination constraints, not unrestricted service access.
15. ACI-LAC - Air Traffic in Latin America and the Caribbean Maintains Growth Trajectory with a 5% Increase in 2025
    - Evidence informing base-year allocation inputs; displayed values and growth are calculated: Brazil's xx.xx-million airport-traffic aggregate constrains its demand scale; equipment intensity remains modeled.
    - Evidence informing forecast-year allocation inputs; displayed values and growth are calculated: Brazil's xx.xx-million airport-traffic aggregate constrains its demand scale; equipment intensity remains modeled.
    - Evidence informing base-year allocation inputs; displayed values and growth are calculated: Regional traffic evidence constrains the common country model while leaving uncatalogued activity.
    - Evidence informing forecast-year allocation inputs; displayed values and growth are calculated: Regional traffic evidence constrains the common country model while leaving uncatalogued activity.
16. Eurostat - Air passenger transport statistics, December 2025, Table 1: 2024 country traffic
    - Evidence informing base-year allocation inputs; displayed values and growth are calculated: Traffic primitive.
    - Evidence informing forecast-year allocation inputs; displayed values and growth are calculated: Traffic primitive.
17. Eurostat - Air passenger transport: data by month
    - Evidence informing base-year allocation inputs; displayed values and growth are calculated: Interim country changes inform assumed 2025 bridges; domestic endpoint and expenditure adjustments remain modeled.
    - Evidence informing forecast-year allocation inputs; displayed values and growth are calculated: Interim country changes inform assumed 2025 bridges; domestic endpoint and expenditure adjustments remain modeled.

18. ACI EUROPE - 2025 all about traffic resilience as Europe's airports welcomed an additional 100 million passengers
    - Evidence informing base-year allocation inputs; displayed values and growth are calculated: Country growth heterogeneity constrains the shared European purchasing model.
    - Evidence informing forecast-year allocation inputs; displayed values and growth are calculated: Country growth heterogeneity constrains the shared European purchasing model.
    - Evidence informing base-year allocation inputs; displayed values and growth are calculated: Published Russian weakness constrains, rather than validates, its working scale.
    - Evidence informing forecast-year allocation inputs; displayed values and growth are calculated: Published Russian weakness constrains, rather than validates, its working scale.
    - Evidence informing base-year allocation inputs; displayed values and growth are calculated: Annual growth input to the 2025 bridge.
    - Evidence informing forecast-year allocation inputs; displayed values and growth are calculated: Annual growth input to the 2025 bridge.
19. UK Civil Aviation Authority - UK aviation officially breaks records with over 300m passenger journeys in 2025
    - Evidence informing base-year allocation inputs; displayed values and growth are calculated: The xx.xx-million UK-and-Crown-Dependency headline constrains the modeled UK country traffic bridge.
    - Evidence informing forecast-year allocation inputs; displayed values and growth are calculated: The xx.xx-million UK-and-Crown-Dependency headline constrains the modeled UK country traffic bridge.
20. Fraport - AI for Monitoring Aviation Security, 22 January 2026
    - Evidence informing base-year allocation inputs; displayed values and growth are calculated: Over xx.xx CT scanners and approximately EUR xx.xx cumulative checkpoint investment support a premium installed-mix premise, not annual national revenue.
    - Evidence informing forecast-year allocation inputs; displayed values and growth are calculated: Over xx.xx CT scanners and approximately EUR xx.xx cumulative checkpoint investment support a premium installed-mix premise, not annual national revenue.
    - Evidence informing base-year allocation inputs; displayed values and growth are calculated: Quantified national deployment provides an independent test of heterogeneous European modernization.
    - Evidence informing forecast-year allocation inputs; displayed values and growth are calculated: Quantified national deployment provides an independent test of heterogeneous European modernization.
21. ECAC - Common Evaluation Process of security equipment
    - Evidence informing base-year allocation inputs; displayed values and growth are calculated: Evaluation is not national approval; no uniform cross-country market-access premium is assumed.
    - Evidence informing forecast-year allocation inputs; displayed values and growth are calculated: Evaluation is not national approval; no uniform cross-country market-access premium is assumed.
22. DHMİ - Havayolunda Cumhuriyet Tarihinin Rekoru, 9 January 2026
    - Evidence informing base-year allocation inputs; displayed values and growth are calculated: Supports the traffic rebasing into the captured Middle Eastern parent.
    - Evidence informing forecast-year allocation inputs; displayed values and growth are calculated: Supports the traffic rebasing into the captured Middle Eastern parent.
23. Smiths Detection - DAEP checkpoint screening contract for Dubai International Airport, 7 May 2025
    - Evidence informing base-year allocation inputs; displayed values and growth are calculated: Purchaser-specific award evidence supports a bounded premium-mix premise, not a GCC-wide allocation.
    - Evidence informing forecast-year allocation inputs; displayed values and growth are calculated: Purchaser-specific award evidence supports a bounded premium-mix premise, not a GCC-wide allocation.
24. Airports Company South Africa - Airport statistics
    - Evidence informing base-year allocation inputs; displayed values and growth are calculated: Provides an operating-network commercial anchor for the regional installed-base premise.
    - Evidence informing forecast-year allocation inputs; displayed values and growth are calculated: Provides an operating-network commercial anchor for the regional installed-base premise.

25. CAAC - 2025 Civil Aviation Industry Development Statistical Bulletin, 17 April 2026
    - Evidence informing base-year allocation inputs; displayed values and growth are calculated: Reports xx.xx mainland airport movements and xx.xx transport airports in 2025; the Hong Kong/Macao extension is modeled.
    - Evidence informing forecast-year allocation inputs; displayed values and growth are calculated: Reports xx.xx mainland airport movements and xx.xx transport airports in 2025; the Hong Kong/Macao extension is modeled.
    - Evidence informing base-year allocation inputs; displayed values and growth are calculated: Large-market traffic and airport-network scale constrain the regional demand model.
    - Evidence informing forecast-year allocation inputs; displayed values and growth are calculated: Large-market traffic and airport-network scale constrain the regional demand model.
26. Sydney Airport - Traffic and Operational Performance Q4 2025
    - Evidence informing base-year allocation inputs; displayed values and growth are calculated: Sydney's xx.xx-million traffic and staged xx.xx-lane/six-of-seven-lane deployment constrain national scale and modernization assumptions.
    - Evidence informing forecast-year allocation inputs; displayed values and growth are calculated: Sydney's xx.xx-million traffic and staged xx.xx-lane/six-of-seven-lane deployment constrain national scale and modernization assumptions.
    - Evidence informing base-year allocation inputs; displayed values and growth are calculated: Quantified staged deployment supports regional heterogeneity, not a common modernization timetable.
    - Evidence informing forecast-year allocation inputs; displayed values and growth are calculated: Quantified staged deployment supports regional heterogeneity, not a common modernization timetable.
27. U.S. Senator Michael Bennet - SAFEGUARDS Act announcement, 23 July 2025
    - Evidence informing base-year allocation inputs; displayed values and growth are calculated: The xx.xx-airport and xx.xx-lane national footprint constrains minimum network support; proposed funding is not counted as realized revenue.
    - Evidence informing forecast-year allocation inputs; displayed values and growth are calculated: The xx.xx-airport and xx.xx-lane national footprint constrains minimum network support; proposed funding is not counted as realized revenue.
28. Portable Explosive Detector - Trace Detector EVD-3000+
    - Evidence informing base-year allocation inputs; displayed values and growth are calculated: The distributor offers EVD-xx.xx+ thermo-redox equipment. Supports offered-product classification, not airport authorization, purchasing volume or the modeled realization. ([securityprousa.com](https://www.securityprousa.com/products/scintrex-trace-evd-xx.xx-portable-trace-detection-unit))
    - Evidence informing forecast-year allocation inputs; displayed values and growth are calculated: The distributor offers EVD-xx.xx+ thermo-redox equipment. Supports offered-product classification, not airport authorization, purchasing volume or the modeled realization. ([securityprousa.com](https://www.securityprousa.com/products/scintrex-trace-evd-xx.xx-portable-trace-detection-unit))

8.11. Magnetic Resonance

Table 110. Global Airport Baggage Screening Systems Market Size, by Magnetic Resonance, by Region, 2017-2040 (USD Million)

Region	2017	2024	2025	2026	2027	2032	2040	CAGR (%)
Africa	xx.xx	xx.xx	xx.xx	xx.xx	xx.xx	xx.xx	xx.xx	xx.xx
Asia-Pacific	xx.xx	xx.xx	xx.xx	xx.xx	xx.xx	xx.xx	xx.xx	xx.xx
Europe	xx.xx	xx.xx	xx.xx	xx.xx	xx.xx	xx.xx	xx.xx	xx.xx
Latin America	xx.xx	xx.xx	xx.xx	xx.xx	xx.xx	xx.xx	xx.xx	xx.xx
Middle East	xx.xx	xx.xx	xx.xx	xx.xx	xx.xx	xx.xx	xx.xx	xx.xx
North America	xx.xx	xx.xx	xx.xx	xx.xx	xx.xx	xx.xx	xx.xx	xx.xx
Total	**xx.xx**	**xx.xx**	**xx.xx**	**xx.xx**	**xx.xx**	**xx.xx**	**xx.xx**	**xx.xx**

Table 111. Global Airport Baggage Screening Systems Market Size, by Magnetic Resonance, by Group, 2017-2040 (USD Million)

Group	2017	2024	2025	2026	2027	2032	2040	CAGR (%)
ASEAN	xx.xx	xx.xx	xx.xx	xx.xx	xx.xx	xx.xx	xx.xx	xx.xx
BRICS	xx.xx	xx.xx	xx.xx	xx.xx	xx.xx	xx.xx	xx.xx	xx.xx
European Union	xx.xx	xx.xx	xx.xx	xx.xx	xx.xx	xx.xx	xx.xx	xx.xx
G7	xx.xx	xx.xx	xx.xx	xx.xx	xx.xx	xx.xx	xx.xx	xx.xx
GCC	xx.xx	xx.xx	xx.xx	xx.xx	xx.xx	xx.xx	xx.xx	xx.xx
NATO	xx.xx	xx.xx	xx.xx	xx.xx	xx.xx	xx.xx	xx.xx	xx.xx

Table 112. Global Airport Baggage Screening Systems Market Size, by Magnetic Resonance, by Country, 2017-2040 (USD Million)

Country	2017	2024	2025	2026	2027	2032	2040	CAGR (%)
Australia	xx.xx	xx.xx	xx.xx	xx.xx	xx.xx	xx.xx	xx.xx	xx.xx
Brazil	xx.xx	xx.xx	xx.xx	xx.xx	xx.xx	xx.xx	xx.xx	xx.xx
Canada	xx.xx	xx.xx	xx.xx	xx.xx	xx.xx	xx.xx	xx.xx	xx.xx
China	xx.xx	xx.xx	xx.xx	xx.xx	xx.xx	xx.xx	xx.xx	xx.xx
France	xx.xx	xx.xx	xx.xx	xx.xx	xx.xx	xx.xx	xx.xx	xx.xx
Germany	xx.xx	xx.xx	xx.xx	xx.xx	xx.xx	xx.xx	xx.xx	xx.xx
India	xx.xx	xx.xx	xx.xx	xx.xx	xx.xx	xx.xx	xx.xx	xx.xx
Italy	xx.xx	xx.xx	xx.xx	xx.xx	xx.xx	xx.xx	xx.xx	xx.xx
Japan	xx.xx	xx.xx	xx.xx	xx.xx	xx.xx	xx.xx	xx.xx	xx.xx
Mexico	xx.xx	xx.xx	xx.xx	xx.xx	xx.xx	xx.xx	xx.xx	xx.xx
Russia	xx.xx	xx.xx	xx.xx	xx.xx	xx.xx	xx.xx	xx.xx	xx.xx
South Korea	xx.xx	xx.xx	xx.xx	xx.xx	xx.xx	xx.xx	xx.xx	xx.xx
Spain	xx.xx	xx.xx	xx.xx	xx.xx	xx.xx	xx.xx	xx.xx	xx.xx
United Kingdom	xx.xx	xx.xx	xx.xx	xx.xx	xx.xx	xx.xx	xx.xx	xx.xx
United States	xx.xx	xx.xx	xx.xx	xx.xx	xx.xx	xx.xx	xx.xx	xx.xx
Total	**xx.xx**	**xx.xx**	**xx.xx**	**xx.xx**	**xx.xx**	**xx.xx**	**xx.xx**	**xx.xx**

Sources & Evidence

1. House Report 119-173 - Department of Homeland Security Appropriations Bill, 2026
   · Evidence informing the 2030 market-value input; displayed series and growth include calculations: The aging installed fleet supports replacement demand, but does not establish the forecast's realization dates or annual purchasing rate. ([govinfo.gov](https://www.govinfo.gov/content/pkg/CRPT-119hrpt173/html/CRPT-119hrpt173.htm))
2. GAO-24-106573 - DHS Annual Assessment: Most Programs Are Meeting Current Goals, but Some Continue to Face Cost and Schedule Challenges
   · Evidence informing the 2026 market-value input; displayed series and growth include calculations: Reports plans for xx.xx checkpoint systems and xx.xx increment-one deployments by September 2023; supports an incomplete replacement cycle rather than universal CT adoption. ([gao.gov](https://www.gao.gov/assets/gao-xx.xx-xx.xx.pdf))

3. Global Airport Passenger Traffic Reaches Record 9.8 Billion in 2025, Airports Council International World reports

· Evidence informing the 2026 market-value input; displayed series and growth include calculations: Reports cooling passenger-growth momentum in 2026, supporting moderation of traffic-driven equipment expansion despite continuing replacement demand. ([aci.aero](https://aci.aero/2026/xx.xx/xx.xx/global-airport-passenger-traffic-reaches-record-xx.xx-xx.xx-billion-in-2025-airports-council-international-world-reports/))

· Evidence informing base-year allocation inputs; displayed values and growth are calculated: Full-year 2025 traffic weakness qualifies the mature-market expansion assumption.

· Evidence informing forecast-year allocation inputs; displayed values and growth are calculated: Full-year 2025 traffic weakness qualifies the mature-market expansion assumption.

· Evidence informing base-year allocation inputs; displayed values and growth are calculated: Full-year growth provides a regional direction check, not an equipment-share observation.

· Evidence informing forecast-year allocation inputs; displayed values and growth are calculated: Full-year growth provides a regional direction check, not an equipment-share observation.

· Evidence informing base-year allocation inputs; displayed values and growth are calculated: Full-year traffic growth constrains the regional demand premise.

· Evidence informing forecast-year allocation inputs; displayed values and growth are calculated: Full-year traffic growth constrains the regional demand premise.

· Evidence informing forecast-year allocation inputs; displayed values and growth are calculated: The reported first-half 2026 decline of xx.xx% constrains the recovery scenario.

· Evidence informing base-year allocation inputs; displayed values and growth are calculated: Reported 2025 growth provides a demand-direction check; procurement intensity remains assumed.

· Evidence informing forecast-year allocation inputs; displayed values and growth are calculated: Reported 2025 growth provides a demand-direction check; procurement intensity remains assumed.

· Evidence informing base-year allocation inputs; displayed values and growth are calculated: Reported traffic momentum supports differentiated demand, not the final modeled forecast share.

· Evidence informing forecast-year allocation inputs; displayed values and growth are calculated: Reported traffic momentum supports differentiated demand, not the final modeled forecast share.

4. Smiths Group PLC - Full Year Results for the 12 Months Ended 31 July 2025

· Evidence informing the 2024 market-value input; displayed series and growth include calculations: Discloses aviation original-equipment revenue of xx.xx and aftermarket revenue of xx.xx for FY2024; supplies historical cycle proxies. ([www-live.smiths.com](https://www-live.smiths.com/media/snqpxwkd/smiths-group-plc-annual-results-2025-press-release.pdf))

· Evidence informing the 2027 market-value input; displayed series and growth include calculations: Reports approximately xx.xx cumulative CTiX sales and continuing aviation upgrade demand; supports replacement activity, not an observed global forecast. ([www-live.smiths.com](https://www-live.smiths.com/media/snqpxwkd/smiths-group-plc-annual-results-2025-press-release.pdf))

5. Smiths Group PLC - Annual Report & Accounts FY2023

· Evidence informing the 2022 market-value input; displayed series and growth include calculations: Reports FY2022 aviation original-equipment revenue of xx.xx, used as a dimensionless historical capital-cycle proxy. ([www-live.smiths.com](https://www-live.smiths.com/media/phjp1j44/smiths-annual-report-2023.pdf))

· Evidence informing the 2023 market-value input; displayed series and growth include calculations: Reports FY2023 aviation original-equipment revenue of xx.xx and aftermarket revenue of xx.xx; supports the modeled recovery direction. ([www-live.smiths.com](https://www-live.smiths.com/media/phjp1j44/smiths-annual-report-2023.pdf))

6. Smiths Group PLC - Annual Report FY2022
   - Evidence informing the 2021 market-value input; displayed series and growth include calculations: Reports FY2021 aviation revenue of xx.xx, providing a historical purchasing-cycle reference rather than a global observation. ([www-live.smiths.com](https://www-live.smiths.com/media/xjvdpblr/smiths-annual-report-2022-report.pdf))
   - Evidence informing the 2022 market-value input; displayed series and growth include calculations: Reports FY2022 aviation revenue of xx.xx and continued weakness in aviation original equipment; supports a delayed capital-spending trough. ([www-live.smiths.com](https://www-live.smiths.com/media/xjvdpblr/smiths-annual-report-2022-report.pdf))
7. Smiths Group PLC - Annual Results for the Year Ended 31 July 2019
   - Evidence informing the 2018 market-value input; displayed series and growth include calculations: Reports FY2018 aviation revenue of xx.xx, supplying the historical comparison underlying the backcast. ([smiths.com](https://www.smiths.com/media/u4wla1bw/smiths-group-plc-annual-results-2019-press-release.pdf))
   - Evidence informing the 2019 market-value input; displayed series and growth include calculations: Reports FY2019 aviation revenue of xx.xx and customer delivery deferrals, qualifying a traffic-only growth model. ([smiths.com](https://www.smiths.com/media/u4wla1bw/smiths-group-plc-annual-results-2019-press-release.pdf))
   - Evidence informing the 2020 market-value input; displayed series and growth include calculations: Identifies deliveries deferred into FY2020; supports the possibility of backlog-supported spending despite a contemporaneous traffic shock, not the exact modeled growth rate. ([smiths.com](https://www.smiths.com/media/u4wla1bw/smiths-group-plc-annual-results-2019-press-release.pdf))
8. ACI World - The High-Wire Balancing Act: Global Air Transport Demand in 2018 and 2019
   - Evidence informing the 2017 market-value input; displayed series and growth include calculations: Reports xx.xx airport passengers and xx.xx% growth in 2018; the growth observation informs the 2017 backcast bridge. ([blog.aci.aero](https://blog.aci.aero/airport-economics/the-high-wire-balancing-act-global-air-transport-demand-in-2018-and-2019/))
   - Evidence informing the 2018 market-value input; displayed series and growth include calculations: Provides the observed 2018 traffic-growth reference, not an equipment-market growth observation. ([blog.aci.aero](https://blog.aci.aero/airport-economics/the-high-wire-balancing-act-global-air-transport-demand-in-2018-and-2019/))
9. ICAO A42-WP/556 - State of the Industry and Outlook for Airport Traffic, Presented by ACI
   - Evidence informing the 2020 market-value input; displayed series and growth include calculations: Records the collapse from xx.xx airport passengers in 2019 to xx.xx in 2020; constrains the shock and funding-risk interpretation. ([icao.int](https://www.icao.int/sites/default/files/Meetings/a42/Documents/WP/wp_556_en.pdf))
   - Evidence informing the 2021 market-value input; displayed series and growth include calculations: Reports xx.xx airport passengers in 2021, supporting a prolonged funding and activity shock. ([icao.int](https://www.icao.int/sites/default/files/Meetings/a42/Documents/WP/wp_556_en.pdf))
   - Evidence informing the 2023 market-value input; displayed series and growth include calculations: Reports xx.xx airport passengers in 2023; traffic recovery is distinguished from equipment purchasing. ([icao.int](https://www.icao.int/sites/default/files/Meetings/a42/Documents/WP/wp_556_en.pdf))
   - Evidence informing the 2024 market-value input; displayed series and growth include calculations: Reports xx.xx airport passengers in 2024, providing a demand recovery cross-check. ([icao.int](https://www.icao.int/sites/default/files/Meetings/a42/Documents/WP/wp_556_en.pdf))

10. Port of Seattle - Baggage Handling System Optimization
    - Evidence informing the 2029 market-value input; displayed series and growth include calculations: Seattle plans to consolidate six baggage-screening systems, increase supported passenger capacity, and reduce screening-machine demand. Supports integration spending without one-for-one detector growth. ([portseattle.org](https://www.portseattle.org/projects/baggage-handling-system-optimization))
    - Evidence informing the 2032 market-value input; displayed series and growth include calculations: The consolidation example constrains equipment-volume assumptions; its whole baggage-handling project value is excluded from market sizing. ([portseattle.org](https://www.portseattle.org/projects/baggage-handling-system-optimization))
    - Evidence informing the 2040 market-value input; displayed series and growth include calculations: Provides a commercial counterexample to extrapolating passenger growth directly into machine counts throughout the long-range forecast. ([portseattle.org](https://www.portseattle.org/projects/baggage-handling-system-optimization))
11. Smiths Group PLC - Half Year Results for the Six Months Ended 31 January 2026
    - Evidence informing the 2026 market-value input; displayed series and growth include calculations: Reports xx.xx% organic growth for Smiths Detection in HY2026, with aviation checkpoint upgrades contributing. Supports a positive 2026 nowcast, not a directly observed global growth rate. ([www-live.smiths.com](https://www-live.smiths.com/media/villk35h/smiths-hy26-results-press-release.pdf))
12. ACI World - Biannual global air travel demand update, 30 September 2025
    - Evidence informing base-year allocation inputs; displayed values and growth are calculated: Regional traffic-scale input; geographic rebasing and spending intensities are modeled.
    - Evidence informing forecast-year allocation inputs; displayed values and growth are calculated: Regional traffic-scale input; geographic rebasing and spending intensities are modeled.
    - Evidence informing base-year allocation inputs; displayed values and growth are calculated: Regional traffic-scale input; Mexico is reassigned to its captured North American parent.
    - Evidence informing forecast-year allocation inputs; displayed values and growth are calculated: Regional traffic-scale input; Mexico is reassigned to its captured North American parent.
    - Evidence informing base-year allocation inputs; displayed values and growth are calculated: Regional traffic-scale input; source membership differs from the captured hierarchy.
    - Evidence informing forecast-year allocation inputs; displayed values and growth are calculated: Regional traffic-scale input; source membership differs from the captured hierarchy.
    - Evidence informing base-year allocation inputs; displayed values and growth are calculated: Regional traffic-scale input before the modeled Turkey and Israel bridge.
    - Evidence informing forecast-year allocation inputs; displayed values and growth are calculated: Regional traffic-scale input before the modeled Turkey and Israel bridge.
    - Evidence informing base-year allocation inputs; displayed values and growth are calculated: The xx.xx-million 2025 traffic estimate constrains the regional demand proxy, not equipment spending.
    - Evidence informing forecast-year allocation inputs; displayed values and growth are calculated: The xx.xx-million 2025 traffic estimate constrains the regional demand proxy, not equipment spending.
    - Evidence informing base-year allocation inputs; displayed values and growth are calculated: The xx.xx-billion 2025 traffic estimate constrains regional scale; forecast purchasing convergence is assumed.
    - Evidence informing forecast-year allocation inputs; displayed values and growth are calculated: The xx.xx-billion 2025 traffic estimate constrains regional scale; forecast purchasing convergence is assumed.

13. CATSA - 2025 Annual Report, Management's Discussion and Analysis
    - Evidence informing base-year allocation inputs; displayed values and growth are calculated: C$xx.xx EDS capital expenditure constrains the Canadian expenditure calibration; baggage attribution is modeled.
    - Evidence informing forecast-year allocation inputs; displayed values and growth are calculated: C$xx.xx EDS capital expenditure constrains the Canadian expenditure calibration; baggage attribution is modeled.
    - Evidence informing base-year allocation inputs; displayed values and growth are calculated: Buyer-spending calibration supports a premium regional equipment/support intensity, not an observed regional share.
    - Evidence informing forecast-year allocation inputs; displayed values and growth are calculated: Buyer-spending calibration supports a premium regional equipment/support intensity, not an observed regional share.
14. Leidos - Leidos wins TSA logistics contract, 23 January 2025
    - Evidence informing base-year allocation inputs; displayed values and growth are calculated: The eight-year, USD xx.xx maximum sustainment award covers xx.xx units at over xx.xx locations; scope and realization adjustments are modeled.
    - Evidence informing forecast-year allocation inputs; displayed values and growth are calculated: The eight-year, USD xx.xx maximum sustainment award covers xx.xx units at over xx.xx locations; scope and realization adjustments are modeled.
    - Evidence informing base-year allocation inputs; displayed values and growth are calculated: Supports recurring-support scale and manufacturer-coordination constraints, not unrestricted service access.
    - Evidence informing forecast-year allocation inputs; displayed values and growth are calculated: Supports recurring-support scale and manufacturer-coordination constraints, not unrestricted service access.
15. ACI-LAC - Air Traffic in Latin America and the Caribbean Maintains Growth Trajectory with a 5% Increase in 2025
    - Evidence informing base-year allocation inputs; displayed values and growth are calculated: Brazil's xx.xx-million airport-traffic aggregate constrains its demand scale; equipment intensity remains modeled.
    - Evidence informing forecast-year allocation inputs; displayed values and growth are calculated: Brazil's xx.xx-million airport-traffic aggregate constrains its demand scale; equipment intensity remains modeled.
    - Evidence informing base-year allocation inputs; displayed values and growth are calculated: Regional traffic evidence constrains the common country model while leaving uncatalogued activity.
    - Evidence informing forecast-year allocation inputs; displayed values and growth are calculated: Regional traffic evidence constrains the common country model while leaving uncatalogued activity.
16. Eurostat - Air passenger transport statistics, December 2025, Table 1: 2024 country traffic
    - Evidence informing base-year allocation inputs; displayed values and growth are calculated: Traffic primitive.
    - Evidence informing forecast-year allocation inputs; displayed values and growth are calculated: Traffic primitive.
17. Eurostat - Air passenger transport: data by month
    - Evidence informing base-year allocation inputs; displayed values and growth are calculated: Interim country changes inform assumed 2025 bridges; domestic endpoint and expenditure adjustments remain modeled.
    - Evidence informing forecast-year allocation inputs; displayed values and growth are calculated: Interim country changes inform assumed 2025 bridges; domestic endpoint and expenditure adjustments remain modeled.

18. ACI EUROPE - 2025 all about traffic resilience as Europe's airports welcomed an additional 100 million passengers
    - Evidence informing base-year allocation inputs; displayed values and growth are calculated: Country growth heterogeneity constrains the shared European purchasing model.
    - Evidence informing forecast-year allocation inputs; displayed values and growth are calculated: Country growth heterogeneity constrains the shared European purchasing model.
    - Evidence informing base-year allocation inputs; displayed values and growth are calculated: Published Russian weakness constrains, rather than validates, its working scale.
    - Evidence informing forecast-year allocation inputs; displayed values and growth are calculated: Published Russian weakness constrains, rather than validates, its working scale.
    - Evidence informing base-year allocation inputs; displayed values and growth are calculated: Annual growth input to the 2025 bridge.
    - Evidence informing forecast-year allocation inputs; displayed values and growth are calculated: Annual growth input to the 2025 bridge.
19. UK Civil Aviation Authority - UK aviation officially breaks records with over 300m passenger journeys in 2025
    - Evidence informing base-year allocation inputs; displayed values and growth are calculated: The xx.xx-million UK-and-Crown-Dependency headline constrains the modeled UK country traffic bridge.
    - Evidence informing forecast-year allocation inputs; displayed values and growth are calculated: The xx.xx-million UK-and-Crown-Dependency headline constrains the modeled UK country traffic bridge.
20. Fraport - AI for Monitoring Aviation Security, 22 January 2026
    - Evidence informing base-year allocation inputs; displayed values and growth are calculated: Over xx.xx CT scanners and approximately EUR xx.xx cumulative checkpoint investment support a premium installed-mix premise, not annual national revenue.
    - Evidence informing forecast-year allocation inputs; displayed values and growth are calculated: Over xx.xx CT scanners and approximately EUR xx.xx cumulative checkpoint investment support a premium installed-mix premise, not annual national revenue.
    - Evidence informing base-year allocation inputs; displayed values and growth are calculated: Quantified national deployment provides an independent test of heterogeneous European modernization.
    - Evidence informing forecast-year allocation inputs; displayed values and growth are calculated: Quantified national deployment provides an independent test of heterogeneous European modernization.
21. ECAC - Common Evaluation Process of security equipment
    - Evidence informing base-year allocation inputs; displayed values and growth are calculated: Evaluation is not national approval; no uniform cross-country market-access premium is assumed.
    - Evidence informing forecast-year allocation inputs; displayed values and growth are calculated: Evaluation is not national approval; no uniform cross-country market-access premium is assumed.
22. DHMİ - Havayolunda Cumhuriyet Tarihinin Rekoru, 9 January 2026
    - Evidence informing base-year allocation inputs; displayed values and growth are calculated: Supports the traffic rebasing into the captured Middle Eastern parent.
    - Evidence informing forecast-year allocation inputs; displayed values and growth are calculated: Supports the traffic rebasing into the captured Middle Eastern parent.
23. Smiths Detection - DAEP checkpoint screening contract for Dubai International Airport, 7 May 2025
    - Evidence informing base-year allocation inputs; displayed values and growth are calculated: Purchaser-specific award evidence supports a bounded premium-mix premise, not a GCC-wide allocation.
    - Evidence informing forecast-year allocation inputs; displayed values and growth are calculated: Purchaser-specific award evidence supports a bounded premium-mix premise, not a GCC-wide allocation.
24. Airports Company South Africa - Airport statistics
    - Evidence informing base-year allocation inputs; displayed values and growth are calculated: Provides an operating-network commercial anchor for the regional installed-base premise.
    - Evidence informing forecast-year allocation inputs; displayed values and growth are calculated: Provides an operating-network commercial anchor for the regional installed-base premise.

25. CAAC - 2025 Civil Aviation Industry Development Statistical Bulletin, 17 April 2026
    - Evidence informing base-year allocation inputs; displayed values and growth are calculated: Reports xx.xx mainland airport movements and xx.xx transport airports in 2025; the Hong Kong/Macao extension is modeled.
    - Evidence informing forecast-year allocation inputs; displayed values and growth are calculated: Reports xx.xx mainland airport movements and xx.xx transport airports in 2025; the Hong Kong/Macao extension is modeled.
    - Evidence informing base-year allocation inputs; displayed values and growth are calculated: Large-market traffic and airport-network scale constrain the regional demand model.
    - Evidence informing forecast-year allocation inputs; displayed values and growth are calculated: Large-market traffic and airport-network scale constrain the regional demand model.
26. Sydney Airport - Traffic and Operational Performance Q4 2025
    - Evidence informing base-year allocation inputs; displayed values and growth are calculated: Sydney's xx.xx-million traffic and staged xx.xx-lane/six-of-seven-lane deployment constrain national scale and modernization assumptions.
    - Evidence informing forecast-year allocation inputs; displayed values and growth are calculated: Sydney's xx.xx-million traffic and staged xx.xx-lane/six-of-seven-lane deployment constrain national scale and modernization assumptions.
    - Evidence informing base-year allocation inputs; displayed values and growth are calculated: Quantified staged deployment supports regional heterogeneity, not a common modernization timetable.
    - Evidence informing forecast-year allocation inputs; displayed values and growth are calculated: Quantified staged deployment supports regional heterogeneity, not a common modernization timetable.
27. U.S. Senator Michael Bennet - SAFEGUARDS Act announcement, 23 July 2025
    - Evidence informing base-year allocation inputs; displayed values and growth are calculated: The xx.xx-airport and xx.xx-lane national footprint constrains minimum network support; proposed funding is not counted as realized revenue.
    - Evidence informing forecast-year allocation inputs; displayed values and growth are calculated: The xx.xx-airport and xx.xx-lane national footprint constrains minimum network support; proposed funding is not counted as realized revenue.
28. ECAC CEP Public Equipment List - Liquid Explosive Detection Systems, Update 10 July 2025
    - Evidence informing base-year allocation inputs; displayed values and growth are calculated: The July xx.xx 2025 list includes One Resonance Sensors MobiLab BLS. This supports retained listed status for a named product, not active supply, paid installed stock or observed receipts. ([ecac-ceac.org](https://www.ecac-ceac.org/images/activities/security/ECAC-CEP-LEDS%20equipment%20public%20list-update%xx.xx-xx.xx-rev1.pdf))
    - Evidence informing forecast-year allocation inputs; displayed values and growth are calculated: The July xx.xx 2025 list includes One Resonance Sensors MobiLab BLS. This supports retained listed status for a named product, not active supply, paid installed stock or observed receipts. ([ecac-ceac.org](https://www.ecac-ceac.org/images/activities/security/ECAC-CEP-LEDS%20equipment%20public%20list-update%xx.xx-xx.xx-rev1.pdf))
29. MobiLab BLS Bottled Liquid Scanner Endorsed By European Civil Aviation Conference
    - Evidence informing base-year allocation inputs; displayed values and growth are calculated: The company's May xx.xx 2014 announcement identifies MobiLab BLS as an NMR-based airport liquid scanner and states that orders were being accepted. Establishes historical commercial offering, not 2025 deliveries. ([prnewswire.com](https://www.prnewswire.com/news-releases/mobilab-bls-bottled-liquid-scanner-endorsed-by-european-civil-aviation-conference-xx.xx.html))
    - Evidence informing forecast-year allocation inputs; displayed values and growth are calculated: The company's May xx.xx 2014 announcement identifies MobiLab BLS as an NMR-based airport liquid scanner and states that orders were being accepted. Establishes historical commercial offering, not 2025 deliveries. ([prnewswire.com](https://www.prnewswire.com/news-releases/mobilab-bls-bottled-liquid-scanner-endorsed-by-european-civil-aviation-conference-xx.xx.html))

30. SafePointe BLS Powered by ORS - Bottled Liquid Explosives Detection Solution
    - Evidence informing base-year allocation inputs; displayed values and growth are calculated: The branded supplier brochure documents an ORS-powered bottled-liquid product channel. Its availability does not establish current orders or support continuity; it supports only the legacy-channel modeling premise. ([uploads-ssl.webflow.com](https://uploads-ssl.webflow.com/608330bcae48962bf6d7ff37/6149f80be6c30d34b5e3debe_BLS-Flyer-Compressed.pdf))
    - Evidence informing forecast-year allocation inputs; displayed values and growth are calculated: The branded supplier brochure documents an ORS-powered bottled-liquid product channel. Its availability does not establish current orders or support continuity; it supports only the legacy-channel modeling premise. ([uploads-ssl.webflow.com](https://uploads-ssl.webflow.com/608330bcae48962bf6d7ff37/6149f80be6c30d34b5e3debe_BLS-Flyer-Compressed.pdf))
31. Florida Division of Corporations - One Resonance Sensors, LLC, Entity Detail
    - Evidence informing base-year allocation inputs; displayed values and growth are calculated: The official registry records One Resonance Sensors, LLC as inactive following administrative dissolution on September xx.xx 2019. This counterevidence constrains continuity assumptions but does not prove zero surviving product support. ([search.sunbiz.org](https://search.sunbiz.org/Inquiry/CorporationSearch/SearchResultDetail?aggregateId=flal-l11000122986-c57f60b3-690d-4c87-836a-9aeb045075e8&directionType=CurrentList&inquirytype=EntityName&listNameOrder=ONERESONANCESENSORS+L110001229860&searchNameOrder=ONERESONANCESENSORS+L110001229860&searchTerm=ONE+RED+AMPERSAND+LLC))
    - Evidence informing forecast-year allocation inputs; displayed values and growth are calculated: The official registry records One Resonance Sensors, LLC as inactive following administrative dissolution on September xx.xx 2019. This counterevidence constrains continuity assumptions but does not prove zero surviving product support. ([search.sunbiz.org](https://search.sunbiz.org/Inquiry/CorporationSearch/SearchResultDetail?aggregateId=flal-l11000122986-c57f60b3-690d-4c87-836a-9aeb045075e8&directionType=CurrentList&inquirytype=EntityName&listNameOrder=ONERESONANCESENSORS+L110001229860&searchNameOrder=ONERESONANCESENSORS+L110001229860&searchTerm=ONE+RED+AMPERSAND+LLC))
32. Liquids Scanner for Airport Security - UC Davis
    - Evidence informing base-year allocation inputs; displayed values and growth are calculated: The February xx.xx 2011 account establishes a development contract and licensing relationship. Its development allocation is excluded from 2025 receipts and does not establish a surviving commercial cohort. ([ucdavis.edu](https://www.ucdavis.edu/news/liquids-scanner-airport-security))
    - Evidence informing forecast-year allocation inputs; displayed values and growth are calculated: The February xx.xx 2011 account establishes a development contract and licensing relationship. Its development allocation is excluded from 2025 receipts and does not establish a surviving commercial cohort. ([ucdavis.edu](https://www.ucdavis.edu/news/liquids-scanner-airport-security))

8.12. Mass Spectrometry

Table 113. Global Airport Baggage Screening Systems Market Size, by Mass Spectrometry, by Region, 2017-2040 (USD Million)

Region	2017	2024	2025	2026	2027	2032	2040	CAGR (%)
Africa	xx.xx	xx.xx	xx.xx	xx.xx	xx.xx	xx.xx	xx.xx	xx.xx
Asia-Pacific	xx.xx	xx.xx	xx.xx	xx.xx	xx.xx	xx.xx	xx.xx	xx.xx
Europe	xx.xx	xx.xx	xx.xx	xx.xx	xx.xx	xx.xx	xx.xx	xx.xx
Latin America	xx.xx	xx.xx	xx.xx	xx.xx	xx.xx	xx.xx	xx.xx	xx.xx
Middle East	xx.xx	xx.xx	xx.xx	xx.xx	xx.xx	xx.xx	xx.xx	xx.xx
North America	xx.xx	xx.xx	xx.xx	xx.xx	xx.xx	xx.xx	xx.xx	xx.xx
Total	**xx.xx**	**xx.xx**	**xx.xx**	**xx.xx**	**xx.xx**	**xx.xx**	**xx.xx**	**xx.xx**

Table 114. Global Airport Baggage Screening Systems Market Size, by Mass Spectrometry, by Group, 2017-2040 (USD Million)

Group	2017	2024	2025	2026	2027	2032	2040	CAGR (%)
ASEAN	xx.xx	xx.xx	xx.xx	xx.xx	xx.xx	xx.xx	xx.xx	xx.xx
BRICS	xx.xx	xx.xx	xx.xx	xx.xx	xx.xx	xx.xx	xx.xx	xx.xx
European Union	xx.xx	xx.xx	xx.xx	xx.xx	xx.xx	xx.xx	xx.xx	xx.xx
G7	xx.xx	xx.xx	xx.xx	xx.xx	xx.xx	xx.xx	xx.xx	xx.xx
GCC	xx.xx	xx.xx	xx.xx	xx.xx	xx.xx	xx.xx	xx.xx	xx.xx
NATO	xx.xx	xx.xx	xx.xx	xx.xx	xx.xx	xx.xx	xx.xx	xx.xx

Table 115. Global Airport Baggage Screening Systems Market Size, by Mass Spectrometry, by Country, 2017-2040 (USD Million)

Country	2017	2024	2025	2026	2027	2032	2040	CAGR (%)
Australia	xx.xx	xx.xx	xx.xx	xx.xx	xx.xx	xx.xx	xx.xx	xx.xx
Brazil	xx.xx	xx.xx	xx.xx	xx.xx	xx.xx	xx.xx	xx.xx	xx.xx
Canada	xx.xx	xx.xx	xx.xx	xx.xx	xx.xx	xx.xx	xx.xx	xx.xx
China	xx.xx	xx.xx	xx.xx	xx.xx	xx.xx	xx.xx	xx.xx	xx.xx
France	xx.xx	xx.xx	xx.xx	xx.xx	xx.xx	xx.xx	xx.xx	xx.xx
Germany	xx.xx	xx.xx	xx.xx	xx.xx	xx.xx	xx.xx	xx.xx	xx.xx
India	xx.xx	xx.xx	xx.xx	xx.xx	xx.xx	xx.xx	xx.xx	xx.xx
Italy	xx.xx	xx.xx	xx.xx	xx.xx	xx.xx	xx.xx	xx.xx	xx.xx
Japan	xx.xx	xx.xx	xx.xx	xx.xx	xx.xx	xx.xx	xx.xx	xx.xx
Mexico	xx.xx	xx.xx	xx.xx	xx.xx	xx.xx	xx.xx	xx.xx	xx.xx
Russia	xx.xx	xx.xx	xx.xx	xx.xx	xx.xx	xx.xx	xx.xx	xx.xx
South Korea	xx.xx	xx.xx	xx.xx	xx.xx	xx.xx	xx.xx	xx.xx	xx.xx
Spain	xx.xx	xx.xx	xx.xx	xx.xx	xx.xx	xx.xx	xx.xx	xx.xx
United Kingdom	xx.xx	xx.xx	xx.xx	xx.xx	xx.xx	xx.xx	xx.xx	xx.xx
United States	xx.xx	xx.xx	xx.xx	xx.xx	xx.xx	xx.xx	xx.xx	xx.xx
Total	**xx.xx**	**xx.xx**	**xx.xx**	**xx.xx**	**xx.xx**	**xx.xx**	**xx.xx**	**xx.xx**

Sources & Evidence

1. ASTM E2520-26 - Standard Practice for Measuring and Scoring Performance of Trace Explosive Chemical Detectors

   · Taxonomy evidence: The same standards scope explicitly identifies mass spectrometry as a trace-detector technology distinct from IMS. Airport-specific commercial attribution remains a separate evidence requirement. ([store.astm.org](https://store.astm.org/e2520-xx.xx.html))

2. House Report 119-173 - Department of Homeland Security Appropriations Bill, 2026

   · Evidence informing the 2030 market-value input; displayed series and growth include calculations: The aging installed fleet supports replacement demand, but does not establish the forecast's realization dates or annual purchasing rate. ([govinfo.gov](https://www.govinfo.gov/content/pkg/CRPT-119hrpt173/html/CRPT-119hrpt173.htm))

3. GAO-24-106573 - DHS Annual Assessment: Most Programs Are Meeting Current Goals, but Some Continue to Face Cost and Schedule Challenges

   · Evidence informing the 2026 market-value input; displayed series and growth include calculations: Reports plans for xx.xx checkpoint systems and xx.xx increment-one deployments by September 2023; supports an incomplete replacement cycle rather than universal CT adoption. ([gao.gov](https://www.gao.gov/assets/gao-xx.xx-xx.xx.pdf))

4. Global Airport Passenger Traffic Reaches Record 9.8 Billion in 2025, Airports Council International World reports
   - Evidence informing the 2026 market-value input; displayed series and growth include calculations: Reports cooling passenger-growth momentum in 2026, supporting moderation of traffic-driven equipment expansion despite continuing replacement demand. ([aci.aero](https://aci.aero/2026/xx.xx/xx.xx/global-airport-passenger-traffic-reaches-record-xx.xx-xx.xx-billion-in-2025-airports-council-international-world-reports/))
   - Evidence informing base-year allocation inputs; displayed values and growth are calculated: Full-year 2025 traffic weakness qualifies the mature-market expansion assumption.
   - Evidence informing forecast-year allocation inputs; displayed values and growth are calculated: Full-year 2025 traffic weakness qualifies the mature-market expansion assumption.
   - Evidence informing base-year allocation inputs; displayed values and growth are calculated: Full-year growth provides a regional direction check, not an equipment-share observation.
   - Evidence informing forecast-year allocation inputs; displayed values and growth are calculated: Full-year growth provides a regional direction check, not an equipment-share observation.
   - Evidence informing base-year allocation inputs; displayed values and growth are calculated: Full-year traffic growth constrains the regional demand premise.
   - Evidence informing forecast-year allocation inputs; displayed values and growth are calculated: Full-year traffic growth constrains the regional demand premise.
   - Evidence informing forecast-year allocation inputs; displayed values and growth are calculated: The reported first-half 2026 decline of xx.xx% constrains the recovery scenario.
   - Evidence informing base-year allocation inputs; displayed values and growth are calculated: Reported 2025 growth provides a demand-direction check; procurement intensity remains assumed.
   - Evidence informing forecast-year allocation inputs; displayed values and growth are calculated: Reported 2025 growth provides a demand-direction check; procurement intensity remains assumed.
   - Evidence informing base-year allocation inputs; displayed values and growth are calculated: Reported traffic momentum supports differentiated demand, not the final modeled forecast share.
   - Evidence informing forecast-year allocation inputs; displayed values and growth are calculated: Reported traffic momentum supports differentiated demand, not the final modeled forecast share.
5. Smiths Group PLC - Full Year Results for the 12 Months Ended 31 July 2025
   - Evidence informing the 2024 market-value input; displayed series and growth include calculations: Discloses aviation original-equipment revenue of xx.xx and aftermarket revenue of xx.xx for FY2024; supplies historical cycle proxies. ([www-live.smiths.com](https://www-live.smiths.com/media/snqpxwkd/smiths-group-plc-annual-results-2025-press-release.pdf))
   - Evidence informing the 2027 market-value input; displayed series and growth include calculations: Reports approximately xx.xx cumulative CTiX sales and continuing aviation upgrade demand; supports replacement activity, not an observed global forecast. ([www-live.smiths.com](https://www-live.smiths.com/media/snqpxwkd/smiths-group-plc-annual-results-2025-press-release.pdf))
6. Smiths Group PLC - Annual Report & Accounts FY2023
   - Evidence informing the 2022 market-value input; displayed series and growth include calculations: Reports FY2022 aviation original-equipment revenue of xx.xx, used as a dimensionless historical capital-cycle proxy. ([www-live.smiths.com](https://www-live.smiths.com/media/phjp1j44/smiths-annual-report-2023.pdf))
   - Evidence informing the 2023 market-value input; displayed series and growth include calculations: Reports FY2023 aviation original-equipment revenue of xx.xx and aftermarket revenue of xx.xx; supports the modeled recovery direction. ([www-live.smiths.com](https://www-live.smiths.com/media/phjp1j44/smiths-annual-report-2023.pdf))

7. Smiths Group PLC - Annual Report FY2022
   - Evidence informing the 2021 market-value input; displayed series and growth include calculations: Reports FY2021 aviation revenue of xx.xx, providing a historical purchasing-cycle reference rather than a global observation. ([www-live.smiths.com](https://www-live.smiths.com/media/xjvdpblr/smiths-annual-report-2022-report.pdf))
   - Evidence informing the 2022 market-value input; displayed series and growth include calculations: Reports FY2022 aviation revenue of xx.xx and continued weakness in aviation original equipment; supports a delayed capital-spending trough. ([www-live.smiths.com](https://www-live.smiths.com/media/xjvdpblr/smiths-annual-report-2022-report.pdf))
8. Smiths Group PLC - Annual Results for the Year Ended 31 July 2019
   - Evidence informing the 2018 market-value input; displayed series and growth include calculations: Reports FY2018 aviation revenue of xx.xx, supplying the historical comparison underlying the backcast. ([smiths.com](https://www.smiths.com/media/u4wla1bw/smiths-group-plc-annual-results-2019-press-release.pdf))
   - Evidence informing the 2019 market-value input; displayed series and growth include calculations: Reports FY2019 aviation revenue of xx.xx and customer delivery deferrals, qualifying a traffic-only growth model. ([smiths.com](https://www.smiths.com/media/u4wla1bw/smiths-group-plc-annual-results-2019-press-release.pdf))
   - Evidence informing the 2020 market-value input; displayed series and growth include calculations: Identifies deliveries deferred into FY2020; supports the possibility of backlog-supported spending despite a contemporaneous traffic shock, not the exact modeled growth rate. ([smiths.com](https://www.smiths.com/media/u4wla1bw/smiths-group-plc-annual-results-2019-press-release.pdf))
9. ACI World - The High-Wire Balancing Act: Global Air Transport Demand in 2018 and 2019
   - Evidence informing the 2017 market-value input; displayed series and growth include calculations: Reports xx.xx airport passengers and xx.xx% growth in 2018; the growth observation informs the 2017 backcast bridge. ([blog.aci.aero](https://blog.aci.aero/airport-economics/the-high-wire-balancing-act-global-air-transport-demand-in-2018-and-2019/))
   - Evidence informing the 2018 market-value input; displayed series and growth include calculations: Provides the observed 2018 traffic-growth reference, not an equipment-market growth observation. ([blog.aci.aero](https://blog.aci.aero/airport-economics/the-high-wire-balancing-act-global-air-transport-demand-in-2018-and-2019/))
10. ICAO A42-WP/556 - State of the Industry and Outlook for Airport Traffic, Presented by ACI
    - Evidence informing the 2020 market-value input; displayed series and growth include calculations: Records the collapse from xx.xx airport passengers in 2019 to xx.xx in 2020; constrains the shock and funding-risk interpretation. ([icao.int](https://www.icao.int/sites/default/files/Meetings/a42/Documents/WP/wp_556_en.pdf))
    - Evidence informing the 2021 market-value input; displayed series and growth include calculations: Reports xx.xx airport passengers in 2021, supporting a prolonged funding and activity shock. ([icao.int](https://www.icao.int/sites/default/files/Meetings/a42/Documents/WP/wp_556_en.pdf))
    - Evidence informing the 2023 market-value input; displayed series and growth include calculations: Reports xx.xx airport passengers in 2023; traffic recovery is distinguished from equipment purchasing. ([icao.int](https://www.icao.int/sites/default/files/Meetings/a42/Documents/WP/wp_556_en.pdf))
    - Evidence informing the 2024 market-value input; displayed series and growth include calculations: Reports xx.xx airport passengers in 2024, providing a demand recovery cross-check. ([icao.int](https://www.icao.int/sites/default/files/Meetings/a42/Documents/WP/wp_556_en.pdf))

11. Port of Seattle - Baggage Handling System Optimization
    - Evidence informing the 2029 market-value input; displayed series and growth include calculations: Seattle plans to consolidate six baggage-screening systems, increase supported passenger capacity, and reduce screening-machine demand. Supports integration spending without one-for-one detector growth. ([portseattle.org](https://www.portseattle.org/projects/baggage-handling-system-optimization))
    - Evidence informing the 2032 market-value input; displayed series and growth include calculations: The consolidation example constrains equipment-volume assumptions; its whole baggage-handling project value is excluded from market sizing. ([portseattle.org](https://www.portseattle.org/projects/baggage-handling-system-optimization))
    - Evidence informing the 2040 market-value input; displayed series and growth include calculations: Provides a commercial counterexample to extrapolating passenger growth directly into machine counts throughout the long-range forecast. ([portseattle.org](https://www.portseattle.org/projects/baggage-handling-system-optimization))
12. Smiths Group PLC - Half Year Results for the Six Months Ended 31 January 2026
    - Evidence informing the 2026 market-value input; displayed series and growth include calculations: Reports xx.xx% organic growth for Smiths Detection in HY2026, with aviation checkpoint upgrades contributing. Supports a positive 2026 nowcast, not a directly observed global growth rate. ([www-live.smiths.com](https://www-live.smiths.com/media/villk35h/smiths-hy26-results-press-release.pdf))
13. ACI World - Biannual global air travel demand update, 30 September 2025
    - Evidence informing base-year allocation inputs; displayed values and growth are calculated: Regional traffic-scale input; geographic rebasing and spending intensities are modeled.
    - Evidence informing forecast-year allocation inputs; displayed values and growth are calculated: Regional traffic-scale input; geographic rebasing and spending intensities are modeled.
    - Evidence informing base-year allocation inputs; displayed values and growth are calculated: Regional traffic-scale input; Mexico is reassigned to its captured North American parent.
    - Evidence informing forecast-year allocation inputs; displayed values and growth are calculated: Regional traffic-scale input; Mexico is reassigned to its captured North American parent.
    - Evidence informing base-year allocation inputs; displayed values and growth are calculated: Regional traffic-scale input; source membership differs from the captured hierarchy.
    - Evidence informing forecast-year allocation inputs; displayed values and growth are calculated: Regional traffic-scale input; source membership differs from the captured hierarchy.
    - Evidence informing base-year allocation inputs; displayed values and growth are calculated: Regional traffic-scale input before the modeled Turkey and Israel bridge.
    - Evidence informing forecast-year allocation inputs; displayed values and growth are calculated: Regional traffic-scale input before the modeled Turkey and Israel bridge.
    - Evidence informing base-year allocation inputs; displayed values and growth are calculated: The xx.xx-million 2025 traffic estimate constrains the regional demand proxy, not equipment spending.
    - Evidence informing forecast-year allocation inputs; displayed values and growth are calculated: The xx.xx-million 2025 traffic estimate constrains the regional demand proxy, not equipment spending.
    - Evidence informing base-year allocation inputs; displayed values and growth are calculated: The xx.xx-billion 2025 traffic estimate constrains regional scale; forecast purchasing convergence is assumed.
    - Evidence informing forecast-year allocation inputs; displayed values and growth are calculated: The xx.xx-billion 2025 traffic estimate constrains regional scale; forecast purchasing convergence is assumed.

14. CATSA - 2025 Annual Report, Management's Discussion and Analysis
    - Evidence informing base-year allocation inputs; displayed values and growth are calculated: C$xx.xx EDS capital expenditure constrains the Canadian expenditure calibration; baggage attribution is modeled.
    - Evidence informing forecast-year allocation inputs; displayed values and growth are calculated: C$xx.xx EDS capital expenditure constrains the Canadian expenditure calibration; baggage attribution is modeled.
    - Evidence informing base-year allocation inputs; displayed values and growth are calculated: Buyer-spending calibration supports a premium regional equipment/support intensity, not an observed regional share.
    - Evidence informing forecast-year allocation inputs; displayed values and growth are calculated: Buyer-spending calibration supports a premium regional equipment/support intensity, not an observed regional share.
15. Leidos - Leidos wins TSA logistics contract, 23 January 2025
    - Evidence informing base-year allocation inputs; displayed values and growth are calculated: The eight-year, USD xx.xx maximum sustainment award covers xx.xx units at over xx.xx locations; scope and realization adjustments are modeled.
    - Evidence informing forecast-year allocation inputs; displayed values and growth are calculated: The eight-year, USD xx.xx maximum sustainment award covers xx.xx units at over xx.xx locations; scope and realization adjustments are modeled.
    - Evidence informing base-year allocation inputs; displayed values and growth are calculated: Supports recurring-support scale and manufacturer-coordination constraints, not unrestricted service access.
    - Evidence informing forecast-year allocation inputs; displayed values and growth are calculated: Supports recurring-support scale and manufacturer-coordination constraints, not unrestricted service access.
16. ACI-LAC - Air Traffic in Latin America and the Caribbean Maintains Growth Trajectory with a 5% Increase in 2025
    - Evidence informing base-year allocation inputs; displayed values and growth are calculated: Brazil's xx.xx-million airport-traffic aggregate constrains its demand scale; equipment intensity remains modeled.
    - Evidence informing forecast-year allocation inputs; displayed values and growth are calculated: Brazil's xx.xx-million airport-traffic aggregate constrains its demand scale; equipment intensity remains modeled.
    - Evidence informing base-year allocation inputs; displayed values and growth are calculated: Regional traffic evidence constrains the common country model while leaving uncatalogued activity.
    - Evidence informing forecast-year allocation inputs; displayed values and growth are calculated: Regional traffic evidence constrains the common country model while leaving uncatalogued activity.
17. Eurostat - Air passenger transport statistics, December 2025, Table 1: 2024 country traffic
    - Evidence informing base-year allocation inputs; displayed values and growth are calculated: Traffic primitive.
    - Evidence informing forecast-year allocation inputs; displayed values and growth are calculated: Traffic primitive.
18. Eurostat - Air passenger transport: data by month
    - Evidence informing base-year allocation inputs; displayed values and growth are calculated: Interim country changes inform assumed 2025 bridges; domestic endpoint and expenditure adjustments remain modeled.
    - Evidence informing forecast-year allocation inputs; displayed values and growth are calculated: Interim country changes inform assumed 2025 bridges; domestic endpoint and expenditure adjustments remain modeled.

19. ACI EUROPE - 2025 all about traffic resilience as Europe's airports welcomed an additional 100 million passengers
    - Evidence informing base-year allocation inputs; displayed values and growth are calculated: Country growth heterogeneity constrains the shared European purchasing model.
    - Evidence informing forecast-year allocation inputs; displayed values and growth are calculated: Country growth heterogeneity constrains the shared European purchasing model.
    - Evidence informing base-year allocation inputs; displayed values and growth are calculated: Published Russian weakness constrains, rather than validates, its working scale.
    - Evidence informing forecast-year allocation inputs; displayed values and growth are calculated: Published Russian weakness constrains, rather than validates, its working scale.
    - Evidence informing base-year allocation inputs; displayed values and growth are calculated: Annual growth input to the 2025 bridge.
    - Evidence informing forecast-year allocation inputs; displayed values and growth are calculated: Annual growth input to the 2025 bridge.
20. UK Civil Aviation Authority - UK aviation officially breaks records with over 300m passenger journeys in 2025
    - Evidence informing base-year allocation inputs; displayed values and growth are calculated: The xx.xx-million UK-and-Crown-Dependency headline constrains the modeled UK country traffic bridge.
    - Evidence informing forecast-year allocation inputs; displayed values and growth are calculated: The xx.xx-million UK-and-Crown-Dependency headline constrains the modeled UK country traffic bridge.
21. Fraport - AI for Monitoring Aviation Security, 22 January 2026
    - Evidence informing base-year allocation inputs; displayed values and growth are calculated: Over xx.xx CT scanners and approximately EUR xx.xx cumulative checkpoint investment support a premium installed-mix premise, not annual national revenue.
    - Evidence informing forecast-year allocation inputs; displayed values and growth are calculated: Over xx.xx CT scanners and approximately EUR xx.xx cumulative checkpoint investment support a premium installed-mix premise, not annual national revenue.
    - Evidence informing base-year allocation inputs; displayed values and growth are calculated: Quantified national deployment provides an independent test of heterogeneous European modernization.
    - Evidence informing forecast-year allocation inputs; displayed values and growth are calculated: Quantified national deployment provides an independent test of heterogeneous European modernization.
22. ECAC - Common Evaluation Process of security equipment
    - Evidence informing base-year allocation inputs; displayed values and growth are calculated: Evaluation is not national approval; no uniform cross-country market-access premium is assumed.
    - Evidence informing forecast-year allocation inputs; displayed values and growth are calculated: Evaluation is not national approval; no uniform cross-country market-access premium is assumed.
23. DHMİ - Havayolunda Cumhuriyet Tarihinin Rekoru, 9 January 2026
    - Evidence informing base-year allocation inputs; displayed values and growth are calculated: Supports the traffic rebasing into the captured Middle Eastern parent.
    - Evidence informing forecast-year allocation inputs; displayed values and growth are calculated: Supports the traffic rebasing into the captured Middle Eastern parent.
24. Smiths Detection - DAEP checkpoint screening contract for Dubai International Airport, 7 May 2025
    - Evidence informing base-year allocation inputs; displayed values and growth are calculated: Purchaser-specific award evidence supports a bounded premium-mix premise, not a GCC-wide allocation.
    - Evidence informing forecast-year allocation inputs; displayed values and growth are calculated: Purchaser-specific award evidence supports a bounded premium-mix premise, not a GCC-wide allocation.
25. Airports Company South Africa - Airport statistics
    - Evidence informing base-year allocation inputs; displayed values and growth are calculated: Provides an operating-network commercial anchor for the regional installed-base premise.
    - Evidence informing forecast-year allocation inputs; displayed values and growth are calculated: Provides an operating-network commercial anchor for the regional installed-base premise.

26. CAAC - 2025 Civil Aviation Industry Development Statistical Bulletin, 17 April 2026
    - Evidence informing base-year allocation inputs; displayed values and growth are calculated: Reports xx.xx mainland airport movements and xx.xx transport airports in 2025; the Hong Kong/Macao extension is modeled.
    - Evidence informing forecast-year allocation inputs; displayed values and growth are calculated: Reports xx.xx mainland airport movements and xx.xx transport airports in 2025; the Hong Kong/Macao extension is modeled.
    - Evidence informing base-year allocation inputs; displayed values and growth are calculated: Large-market traffic and airport-network scale constrain the regional demand model.
    - Evidence informing forecast-year allocation inputs; displayed values and growth are calculated: Large-market traffic and airport-network scale constrain the regional demand model.
27. Sydney Airport - Traffic and Operational Performance Q4 2025
    - Evidence informing base-year allocation inputs; displayed values and growth are calculated: Sydney's xx.xx-million traffic and staged xx.xx-lane/six-of-seven-lane deployment constrain national scale and modernization assumptions.
    - Evidence informing forecast-year allocation inputs; displayed values and growth are calculated: Sydney's xx.xx-million traffic and staged xx.xx-lane/six-of-seven-lane deployment constrain national scale and modernization assumptions.
    - Evidence informing base-year allocation inputs; displayed values and growth are calculated: Quantified staged deployment supports regional heterogeneity, not a common modernization timetable.
    - Evidence informing forecast-year allocation inputs; displayed values and growth are calculated: Quantified staged deployment supports regional heterogeneity, not a common modernization timetable.
28. U.S. Senator Michael Bennet - SAFEGUARDS Act announcement, 23 July 2025
    - Evidence informing base-year allocation inputs; displayed values and growth are calculated: The xx.xx-airport and xx.xx-lane national footprint constrains minimum network support; proposed funding is not counted as realized revenue.
    - Evidence informing forecast-year allocation inputs; displayed values and growth are calculated: The xx.xx-airport and xx.xx-lane national footprint constrains minimum network support; proposed funding is not counted as realized revenue.
29. Astrotech Corporation - Form 10-K for the Fiscal Year Ended June 30, 2025
    - Evidence informing base-year allocation inputs; displayed values and growth are calculated: Discloses FY2025 product and service revenue, xx.xx deployment locations, and a six-unit USD xx.xx order. These provide a price comparator and supplier-scale check, not baggage-only revenue. ([sec.gov](https://www.sec.gov/Archives/edgar/data/xx.xx/xx.xx/astc20250630_10k.htm))
    - Evidence informing forecast-year allocation inputs; displayed values and growth are calculated: Discloses FY2025 product and service revenue, xx.xx deployment locations, and a six-unit USD xx.xx order. These provide a price comparator and supplier-scale check, not baggage-only revenue. ([sec.gov](https://www.sec.gov/Archives/edgar/data/xx.xx/xx.xx/astc20250630_10k.htm))
30. Astrotech Corporation - Form 10-K for the Fiscal Year Ended June 30, 2026
    - Evidence informing base-year allocation inputs; displayed values and growth are calculated: Reports eight TRACER units sold in FY2025 versus three in FY2026, identifies grant-related revenue within FY2025 product revenue, and describes a potential subsidiary sale. These constrain MS attribution and forecast optimism. ([sec.gov](https://www.sec.gov/Archives/edgar/data/xx.xx/xx.xx/astc20260630_10k.htm))
    - Evidence informing forecast-year allocation inputs; displayed values and growth are calculated: Reports eight TRACER units sold in FY2025 versus three in FY2026, identifies grant-related revenue within FY2025 product revenue, and describes a potential subsidiary sale. These constrain MS attribution and forecast optimism. ([sec.gov](https://www.sec.gov/Archives/edgar/data/xx.xx/xx.xx/astc20260630_10k.htm))

9. Airport Baggage Screening Systems Market, by Interoperability Architecture

[illegible] The executed license, supporting documentation, warranty provisions, and applicable approval still determine what a purchaser can change. Buyers retaining a closed arrangement should obtain explicit continuity and transition commitments rather than presume either unrestricted access or unavoidable lock-in.

[illegible] A buyer should identify the combinations covered by the supplier's commitment and who accepts responsibility when another supplier changes its product. This route is attractive when the platform provider accepts enforceable integration and support obligations; it is less suitable when the purchaser needs substitution rights that the contract does not provide.

Open Standards-Based Interoperability requires a defined scope, not an all-or-nothing marketing designation. The joint airport-security open-architecture framework permits identified partial compliance and warns that modular arrangements can shift responsibilities toward an integrator. [illegible]

Figure 12. Global Airport Baggage Screening Systems Market Size, by Interoperability Architecture, 2025 (%)

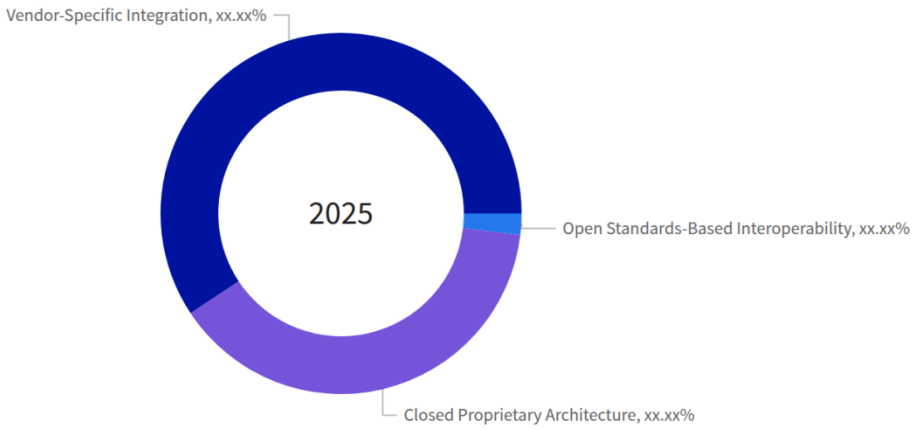

Figure 13. Global Airport Baggage Screening Systems Market, by Interoperability Architecture, 2032 (USD Million)

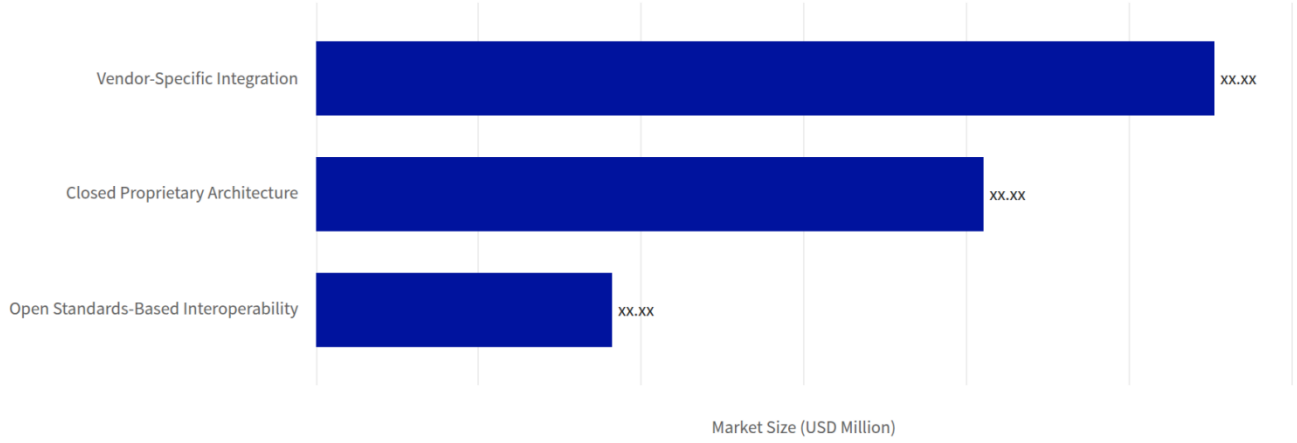

Table 116. Global Airport Baggage Screening Systems Market, by Interoperability Architecture growth contribution, 2025-2032

Category	2025 value (USD Million)	2032 value (USD Million)	Added value (USD Million)	2025 share (%)	2032 share (%)	Change (pp)	Growth share (%)	CAGR (%)
Closed Proprietary Architecture	xx.xx	xx.xx	xx.xx	xx.xx	xx.xx	xx.xx	xx.xx	xx.xx
Open Standards-Based Interoperability	xx.xx	xx.xx	xx.xx	xx.xx	xx.xx	xx.xx	xx.xx	xx.xx
Vendor-Specific Integration	xx.xx	xx.xx	xx.xx	xx.xx	xx.xx	xx.xx	xx.xx	xx.xx
Scope total	**xx.xx**	**xx.xx**	**xx.xx**	**xx.xx**	**xx.xx**	**xx.xx**	**xx.xx**	**xx.xx**

Table 117. Global Airport Baggage Screening Systems Market Size, by Interoperability Architecture, 2017-2040 (USD Million)

Interoperability Architecture	2017	2024	2025	2026	2027	2032	2040	CAGR (%)
Closed Proprietary Architecture	xx.xx	xx.xx	xx.xx	xx.xx	xx.xx	xx.xx	xx.xx	xx.xx
Open Standards-Based Interoperability	xx.xx	xx.xx	xx.xx	xx.xx	xx.xx	xx.xx	xx.xx	xx.xx
Vendor-Specific Integration	xx.xx	xx.xx	xx.xx	xx.xx	xx.xx	xx.xx	xx.xx	xx.xx
Total	**xx.xx**	**xx.xx**	**xx.xx**	**xx.xx**	**xx.xx**	**xx.xx**	**xx.xx**	**xx.xx**

Sources & Evidence

1. Digital Innovation

· ELECTORA is positioned to integrate multi-vendor devices, datasets, and applications; the public description does not grant customer-specific substitution rights.

· Evidence informing base-year allocation inputs; displayed values and growth are calculated: ELECTORA is offered for integrating multi-vendor devices, datasets and applications; establishes the vendor-platform category but discloses no category revenue or customer-specific substitution entitlement. ([smithsdetection.com](https://www.smithsdetection.com/digital-innovation/))

· Evidence informing forecast-year allocation inputs; displayed values and growth are calculated: ELECTORA is offered for integrating multi-vendor devices, datasets and applications; establishes the vendor-platform category but discloses no category revenue or customer-specific substitution entitlement. ([smithsdetection.com](https://www.smithsdetection.com/digital-innovation/))

2. CATSA's Purchase Order Terms and Conditions

· CATSA's standard terms grant broad use and modification rights over pre-existing software without transferring its ownership, subject to the applicable purchase arrangement.

· Evidence informing base-year allocation inputs; displayed values and growth are calculated: The pre-existing-software clause grants broad license rights without transferring ownership; proprietary ownership alone therefore cannot establish the Closed revenue numerator. ([catsa-acsta.gc.ca](https://www.catsa-acsta.gc.ca/en/publications/catsa-s-purchase-order-terms-and-conditions))

· Evidence informing forecast-year allocation inputs; displayed values and growth are calculated: The pre-existing-software clause grants broad license rights without transferring ownership; proprietary ownership alone therefore cannot establish the Closed revenue numerator. ([catsa-acsta.gc.ca](https://www.catsa-acsta.gc.ca/en/publications/catsa-s-purchase-order-terms-and-conditions))

· Evidence informing base-year allocation inputs; displayed values and growth are calculated: Software modification rights are not themselves proof of standards-based interfaces or independent component substitution; supports conservative classification. ([catsa-acsta.gc.ca](https://www.catsa-acsta.gc.ca/en/publications/catsa-s-purchase-order-terms-and-conditions))

· Evidence informing forecast-year allocation inputs; displayed values and growth are calculated: Software modification rights are not themselves proof of standards-based interfaces or independent component substitution; supports conservative classification. ([catsa-acsta.gc.ca](https://www.catsa-acsta.gc.ca/en/publications/catsa-s-purchase-order-terms-and-conditions))

3. Open Architecture for Airport Security Systems, Second Edition
   - The joint framework distinguishes integration from interoperability, permits identified partial compliance, and discusses responsibility allocation to an accountable integrator in modular arrangements.
   - Taxonomy evidence: The framework distinguishes integration from interoperability and permits identified partial compliance. It therefore does not justify classifying a whole purchase as open from one format claim. ([aci-europe.org](https://aci-europe.org/downloads/resources/Open%20Architecture%20for%20Airport%20Security%20Systems%202nd%20Edition.pdf))
   - Taxonomy evidence: The joint guidance distinguishes proprietary end-to-end integration from interoperability using documented interfaces and standards. The proposed three-part partition is an analytical application, not a published certification scheme. ([aci-europe.org](https://aci-europe.org/downloads/resources/Open%20Architecture%20for%20Airport%20Security%20Systems%202nd%20Edition.pdf))
   - Evidence informing base-year allocation inputs; displayed values and growth are calculated: Distinguishes proprietary integration from interoperable connections, supporting the category boundary rather than an observed revenue share. ([aci-europe.org](https://aci-europe.org/downloads/resources/Open%20Architecture%20for%20Airport%20Security%20Systems%202nd%20Edition.pdf))
   - Evidence informing forecast-year allocation inputs; displayed values and growth are calculated: Distinguishes proprietary integration from interoperable connections, supporting the category boundary rather than an observed revenue share. ([aci-europe.org](https://aci-europe.org/downloads/resources/Open%20Architecture%20for%20Airport%20Security%20Systems%202nd%20Edition.pdf))
   - Evidence informing base-year allocation inputs; displayed values and growth are calculated: Integration does not guarantee interoperability; this constrains attribution of vendor-mediated configurations. ([aci-europe.org](https://aci-europe.org/downloads/resources/Open%20Architecture%20for%20Airport%20Security%20Systems%202nd%20Edition.pdf))
   - Evidence informing forecast-year allocation inputs; displayed values and growth are calculated: Integration does not guarantee interoperability; this constrains attribution of vendor-mediated configurations. ([aci-europe.org](https://aci-europe.org/downloads/resources/Open%20Architecture%20for%20Airport%20Security%20Systems%202nd%20Edition.pdf))
   - Evidence informing base-year allocation inputs; displayed values and growth are calculated: Allows identified partial compliance and discusses accountable integration responsibilities; supports scoped open attribution, not whole-purchase reclassification. ([aci-europe.org](https://aci-europe.org/downloads/resources/Open%20Architecture%20for%20Airport%20Security%20Systems%202nd%20Edition.pdf))
   - Evidence informing forecast-year allocation inputs; displayed values and growth are calculated: Allows identified partial compliance and discusses accountable integration responsibilities; supports scoped open attribution, not whole-purchase reclassification. ([aci-europe.org](https://aci-europe.org/downloads/resources/Open%20Architecture%20for%20Airport%20Security%20Systems%202nd%20Edition.pdf))
4. House Report 119-173 - Department of Homeland Security Appropriations Bill, 2026
   - Evidence informing the 2030 market-value input; displayed series and growth include calculations: The aging installed fleet supports replacement demand, but does not establish the forecast's realization dates or annual purchasing rate. ([govinfo.gov](https://www.govinfo.gov/content/pkg/CRPT-119hrpt173/html/CRPT-119hrpt173.htm))

5. GAO-24-106573 - DHS Annual Assessment: Most Programs Are Meeting Current Goals, but Some Continue to Face Cost and Schedule Challenges
   · Evidence informing the 2026 market-value input; displayed series and growth include calculations: Reports plans for xx.xx checkpoint systems and xx.xx increment-one deployments by September 2023; supports an incomplete replacement cycle rather than universal CT adoption. ([gao.gov](https://www.gao.gov/assets/gao-xx.xx-xx.xx.pdf))
   · Evidence informing base-year allocation inputs; displayed values and growth are calculated: Reports xx.xx AT/CT, xx.xx base, xx.xx mid-size and xx.xx full-size deployments by September 2023; supplies configuration proxies and an incomplete-renewal constraint, not contractual architecture shares. ([gao.gov](https://www.gao.gov/assets/gao-xx.xx-xx.xx.pdf))
   · Evidence informing forecast-year allocation inputs; displayed values and growth are calculated: Reports xx.xx AT/CT, xx.xx base, xx.xx mid-size and xx.xx full-size deployments by September 2023; supplies configuration proxies and an incomplete-renewal constraint, not contractual architecture shares. ([gao.gov](https://www.gao.gov/assets/gao-xx.xx-xx.xx.pdf))
   · Evidence informing base-year allocation inputs; displayed values and growth are calculated: The deployed configuration mix underlies the xx.xx/xx.xx newer-cohort and xx.xx/xx.xx older-cohort proxy calculations; global and contractual attribution remain modeled. ([gao.gov](https://www.gao.gov/assets/gao-xx.xx-xx.xx.pdf))
   · Evidence informing forecast-year allocation inputs; displayed values and growth are calculated: The deployed configuration mix underlies the xx.xx/xx.xx newer-cohort and xx.xx/xx.xx older-cohort proxy calculations; global and contractual attribution remain modeled. ([gao.gov](https://www.gao.gov/assets/gao-xx.xx-xx.xx.pdf))
6. Global Airport Passenger Traffic Reaches Record 9.8 Billion in 2025, Airports Council International World reports
   · Evidence informing the 2026 market-value input; displayed series and growth include calculations: Reports cooling passenger-growth momentum in 2026, supporting moderation of traffic-driven equipment expansion despite continuing replacement demand. ([aci.aero](https://aci.aero/2026/xx.xx/xx.xx/global-airport-passenger-traffic-reaches-record-xx.xx-xx.xx-billion-in-2025-airports-council-international-world-reports/))
7. Smiths Group PLC - Full Year Results for the 12 Months Ended 31 July 2025
   · Evidence informing the 2024 market-value input; displayed series and growth include calculations: Discloses aviation original-equipment revenue of xx.xx and aftermarket revenue of xx.xx for FY2024; supplies historical cycle proxies. ([www-live.smiths.com](https://www-live.smiths.com/media/snqpxwkd/smiths-group-plc-annual-results-2025-press-release.pdf))
   · Evidence informing the 2027 market-value input; displayed series and growth include calculations: Reports approximately xx.xx cumulative CTiX sales and continuing aviation upgrade demand; supports replacement activity, not an observed global forecast. ([www-live.smiths.com](https://www-live.smiths.com/media/snqpxwkd/smiths-group-plc-annual-results-2025-press-release.pdf))
8. Smiths Group PLC - Annual Report & Accounts FY2023
   · Evidence informing the 2022 market-value input; displayed series and growth include calculations: Reports FY2022 aviation original-equipment revenue of xx.xx, used as a dimensionless historical capital-cycle proxy. ([www-live.smiths.com](https://www-live.smiths.com/media/phjp1j44/smiths-annual-report-2023.pdf))
   · Evidence informing the 2023 market-value input; displayed series and growth include calculations: Reports FY2023 aviation original-equipment revenue of xx.xx and aftermarket revenue of xx.xx; supports the modeled recovery direction. ([www-live.smiths.com](https://www-live.smiths.com/media/phjp1j44/smiths-annual-report-2023.pdf))

9. Smiths Group PLC - Annual Report FY2022

   · Evidence informing the 2021 market-value input; displayed series and growth include calculations: Reports FY2021 aviation revenue of xx.xx, providing a historical purchasing-cycle reference rather than a global observation. ([www-live.smiths.com](https://www-live.smiths.com/media/xjvdpblr/smiths-annual-report-2022-report.pdf))

   · Evidence informing the 2022 market-value input; displayed series and growth include calculations: Reports FY2022 aviation revenue of xx.xx and continued weakness in aviation original equipment; supports a delayed capital-spending trough. ([www-live.smiths.com](https://www-live.smiths.com/media/xjvdpblr/smiths-annual-report-2022-report.pdf))

10. Smiths Group PLC - Annual Results for the Year Ended 31 July 2019

    · Evidence informing the 2018 market-value input; displayed series and growth include calculations: Reports FY2018 aviation revenue of xx.xx, supplying the historical comparison underlying the backcast. ([smiths.com](https://www.smiths.com/media/u4wla1bw/smiths-group-plc-annual-results-2019-press-release.pdf))

    · Evidence informing the 2019 market-value input; displayed series and growth include calculations: Reports FY2019 aviation revenue of xx.xx and customer delivery deferrals, qualifying a traffic-only growth model. ([smiths.com](https://www.smiths.com/media/u4wla1bw/smiths-group-plc-annual-results-2019-press-release.pdf))

    · Evidence informing the 2020 market-value input; displayed series and growth include calculations: Identifies deliveries deferred into FY2020; supports the possibility of backlog-supported spending despite a contemporaneous traffic shock, not the exact modeled growth rate. ([smiths.com](https://www.smiths.com/media/u4wla1bw/smiths-group-plc-annual-results-2019-press-release.pdf))

11. ACI World - The High-Wire Balancing Act: Global Air Transport Demand in 2018 and 2019

    · Evidence informing the 2017 market-value input; displayed series and growth include calculations: Reports xx.xx airport passengers and xx.xx% growth in 2018; the growth observation informs the 2017 backcast bridge. ([blog.aci.aero](https://blog.aci.aero/airport-economics/the-high-wire-balancing-act-global-air-transport-demand-in-2018-and-2019/))

    · Evidence informing the 2018 market-value input; displayed series and growth include calculations: Provides the observed 2018 traffic-growth reference, not an equipment-market growth observation. ([blog.aci.aero](https://blog.aci.aero/airport-economics/the-high-wire-balancing-act-global-air-transport-demand-in-2018-and-2019/))

12. ICAO A42-WP/556 - State of the Industry and Outlook for Airport Traffic, Presented by ACI

    · Evidence informing the 2020 market-value input; displayed series and growth include calculations: Records the collapse from xx.xx airport passengers in 2019 to xx.xx in 2020; constrains the shock and funding-risk interpretation. ([icao.int](https://www.icao.int/sites/default/files/Meetings/a42/Documents/WP/wp_556_en.pdf))

    · Evidence informing the 2021 market-value input; displayed series and growth include calculations: Reports xx.xx airport passengers in 2021, supporting a prolonged funding and activity shock. ([icao.int](https://www.icao.int/sites/default/files/Meetings/a42/Documents/WP/wp_556_en.pdf))

    · Evidence informing the 2023 market-value input; displayed series and growth include calculations: Reports xx.xx airport passengers in 2023; traffic recovery is distinguished from equipment purchasing. ([icao.int](https://www.icao.int/sites/default/files/Meetings/a42/Documents/WP/wp_556_en.pdf))

    · Evidence informing the 2024 market-value input; displayed series and growth include calculations: Reports xx.xx airport passengers in 2024, providing a demand recovery cross-check. ([icao.int](https://www.icao.int/sites/default/files/Meetings/a42/Documents/WP/wp_556_en.pdf))

13. Port of Seattle - Baggage Handling System Optimization

- Evidence informing the 2029 market-value input; displayed series and growth include calculations: Seattle plans to consolidate six baggage-screening systems, increase supported passenger capacity, and reduce screening-machine demand. Supports integration spending without one-for-one detector growth. ([portseattle.org](https://www.portseattle.org/projects/baggage-handling-system-optimization))
- Evidence informing the 2032 market-value input; displayed series and growth include calculations: The consolidation example constrains equipment-volume assumptions; its whole baggage-handling project value is excluded from market sizing. ([portseattle.org](https://www.portseattle.org/projects/baggage-handling-system-optimization))
- Evidence informing the 2040 market-value input; displayed series and growth include calculations: Provides a commercial counterexample to extrapolating passenger growth directly into machine counts throughout the long-range forecast. ([portseattle.org](https://www.portseattle.org/projects/baggage-handling-system-optimization))

14. Smiths Group PLC - Half Year Results for the Six Months Ended 31 January 2026

- Evidence informing the 2026 market-value input; displayed series and growth include calculations: Reports xx.xx% organic growth for Smiths Detection in HY2026, with aviation checkpoint upgrades contributing. Supports a positive 2026 nowcast, not a directly observed global growth rate. ([www-live.smiths.com](https://www-live.smiths.com/media/villk35h/smiths-hy26-results-press-release.pdf))

15. CATSA 2025 Annual Report - Overview of Activities

- Evidence informing base-year allocation inputs; displayed values and growth are calculated: Reports xx.xx CATSA Plus lines across xx.xx airports serving more than xx.xx% of passengers in 2024/xx.xx; provides an independent integration-activity check, not a direct value allocation. ([catsa-acsta.gc.ca](https://www.catsa-acsta.gc.ca/en/publications/2025-annual-report/overview-activities))
- Evidence informing forecast-year allocation inputs; displayed values and growth are calculated: Reports xx.xx CATSA Plus lines across xx.xx airports serving more than xx.xx% of passengers in 2024/xx.xx; provides an independent integration-activity check, not a direct value allocation. ([catsa-acsta.gc.ca](https://www.catsa-acsta.gc.ca/en/publications/2025-annual-report/overview-activities))
- Evidence informing base-year allocation inputs; displayed values and growth are calculated: The reported modernized passenger coverage constrains an assumption of universally standalone activity, while leaving commercial architecture and revenue attribution unresolved. ([catsa-acsta.gc.ca](https://www.catsa-acsta.gc.ca/en/publications/2025-annual-report/overview-activities))
- Evidence informing forecast-year allocation inputs; displayed values and growth are calculated: The reported modernized passenger coverage constrains an assumption of universally standalone activity, while leaving commercial architecture and revenue attribution unresolved. ([catsa-acsta.gc.ca](https://www.catsa-acsta.gc.ca/en/publications/2025-annual-report/overview-activities))

16. CATSA - Beyond the Checkpoint, December 2025

- Evidence informing base-year allocation inputs; displayed values and growth are calculated: Reports xx.xx operational CT machines at eight airports and a modular-line average of xx.xx passengers per hour versus xx.xx for traditional multi-split lines; supports the bounded throughput-to-unit bridge and phased-deployment premise. ([catsa-acsta.gc.ca](https://www.catsa-acsta.gc.ca/en/about-us/beyond-checkpoint-2025-december))
- Evidence informing forecast-year allocation inputs; displayed values and growth are calculated: Reports xx.xx operational CT machines at eight airports and a modular-line average of xx.xx passengers per hour versus xx.xx for traditional multi-split lines; supports the bounded throughput-to-unit bridge and phased-deployment premise. ([catsa-acsta.gc.ca](https://www.catsa-acsta.gc.ca/en/about-us/beyond-checkpoint-2025-december))

17. Smiths Detection Delivers Fully Automated International Remote Baggage Screening System Between South Korea and the United States

    · Evidence informing base-year allocation inputs; displayed values and growth are calculated: The January xx.xx 2026 disclosure identifies xx.xx software licenses and DICOS V3.xx.xx exchange, and dates operational service to August 2025. Supports commercial standards-based activity and forecast feasibility, not an observed global share or a confirmed 2025 license inventory. ([smithsdetection.com](https://www.smithsdetection.com/press-releases/smiths-detection-delivers-fully-automated-international-remote-baggage-screening-system-between-south-korea-and-the-united-states/))

    · Evidence informing forecast-year allocation inputs; displayed values and growth are calculated: The January xx.xx 2026 disclosure identifies xx.xx software licenses and DICOS V3.xx.xx exchange, and dates operational service to August 2025. Supports commercial standards-based activity and forecast feasibility, not an observed global share or a confirmed 2025 license inventory. ([smithsdetection.com](https://www.smithsdetection.com/press-releases/smiths-detection-delivers-fully-automated-international-remote-baggage-screening-system-between-south-korea-and-the-united-states/))

18. SeeTrue Marks Milestone with Over 100 X-ray Checkpoint Installations of Advanced AI-Based Threat Detection Software

    · Evidence informing base-year allocation inputs; displayed values and growth are calculated: The December xx.xx 2024 announcement reports the 100th operational screening lane across airports and other sectors. Provides a limited commercial-adoption scale check; it is neither airport-only nor a census of standards-based entitlements. ([seetrue.ai](https://www.seetrue.ai/seetrue-marks-milestone-with-over-xx.xx-x-ray-checkpoint-installations-of-advanced-ai-based-threat-detection-software/))

    · Evidence informing forecast-year allocation inputs; displayed values and growth are calculated: The December xx.xx 2024 announcement reports the 100th operational screening lane across airports and other sectors. Provides a limited commercial-adoption scale check; it is neither airport-only nor a census of standards-based entitlements. ([seetrue.ai](https://www.seetrue.ai/seetrue-marks-milestone-with-over-xx.xx-x-ray-checkpoint-installations-of-advanced-ai-based-threat-detection-software/))

19. Scarabee's Checkpoint Property Screening System to be deployed at DEN

    · Evidence informing base-year allocation inputs; displayed values and growth are calculated: Describes a xx.xx-lane Denver award combining Scarabee lanes with Smiths scanners. Corroborates a commercial mixed-supplier integration route; an award is not realized annual revenue or proof of unrestricted interoperability. ([daifukuatec.com](https://daifukuatec.com/news/scarabees-checkpoint-property-screening-system-to-be-deployed-at-den))

    · Evidence informing forecast-year allocation inputs; displayed values and growth are calculated: Describes a xx.xx-lane Denver award combining Scarabee lanes with Smiths scanners. Corroborates a commercial mixed-supplier integration route; an award is not realized annual revenue or proof of unrestricted interoperability. ([daifukuatec.com](https://daifukuatec.com/news/scarabees-checkpoint-property-screening-system-to-be-deployed-at-den))

9.1. Vendor-Specific Integration

Table 118. Global Airport Baggage Screening Systems Market Size, by Vendor-Specific Integration, by Region, 2017-2040 (USD Million)

Region	2017	2024	2025	2026	2027	2032	2040	CAGR (%)
Africa	xx.xx	xx.xx	xx.xx	xx.xx	xx.xx	xx.xx	xx.xx	xx.xx
Asia-Pacific	xx.xx	xx.xx	xx.xx	xx.xx	xx.xx	xx.xx	xx.xx	xx.xx
Europe	xx.xx	xx.xx	xx.xx	xx.xx	xx.xx	xx.xx	xx.xx	xx.xx
Latin America	xx.xx	xx.xx	xx.xx	xx.xx	xx.xx	xx.xx	xx.xx	xx.xx
Middle East	xx.xx	xx.xx	xx.xx	xx.xx	xx.xx	xx.xx	xx.xx	xx.xx
North America	xx.xx	xx.xx	xx.xx	xx.xx	xx.xx	xx.xx	xx.xx	xx.xx
Total	**xx.xx**	**xx.xx**	**xx.xx**	**xx.xx**	**xx.xx**	**xx.xx**	**xx.xx**	**xx.xx**

Table 119. Global Airport Baggage Screening Systems Market Size, by Vendor-Specific Integration, by Group, 2017-2040 (USD Million)

Group	2017	2024	2025	2026	2027	2032	2040	CAGR (%)
ASEAN	xx.xx	xx.xx	xx.xx	xx.xx	xx.xx	xx.xx	xx.xx	xx.xx
BRICS	xx.xx	xx.xx	xx.xx	xx.xx	xx.xx	xx.xx	xx.xx	xx.xx
European Union	xx.xx	xx.xx	xx.xx	xx.xx	xx.xx	xx.xx	xx.xx	xx.xx
G7	xx.xx	xx.xx	xx.xx	xx.xx	xx.xx	xx.xx	xx.xx	xx.xx
GCC	xx.xx	xx.xx	xx.xx	xx.xx	xx.xx	xx.xx	xx.xx	xx.xx
NATO	xx.xx	xx.xx	xx.xx	xx.xx	xx.xx	xx.xx	xx.xx	xx.xx

Table 120. Global Airport Baggage Screening Systems Market Size, by Vendor-Specific Integration, by Country, 2017-2040 (USD Million)

Country	2017	2024	2025	2026	2027	2032	2040	CAGR (%)
Australia	xx.xx	xx.xx	xx.xx	xx.xx	xx.xx	xx.xx	xx.xx	xx.xx
Brazil	xx.xx	xx.xx	xx.xx	xx.xx	xx.xx	xx.xx	xx.xx	xx.xx
Canada	xx.xx	xx.xx	xx.xx	xx.xx	xx.xx	xx.xx	xx.xx	xx.xx
China	xx.xx	xx.xx	xx.xx	xx.xx	xx.xx	xx.xx	xx.xx	xx.xx
France	xx.xx	xx.xx	xx.xx	xx.xx	xx.xx	xx.xx	xx.xx	xx.xx
Germany	xx.xx	xx.xx	xx.xx	xx.xx	xx.xx	xx.xx	xx.xx	xx.xx
India	xx.xx	xx.xx	xx.xx	xx.xx	xx.xx	xx.xx	xx.xx	xx.xx
Italy	xx.xx	xx.xx	xx.xx	xx.xx	xx.xx	xx.xx	xx.xx	xx.xx
Japan	xx.xx	xx.xx	xx.xx	xx.xx	xx.xx	xx.xx	xx.xx	xx.xx
Mexico	xx.xx	xx.xx	xx.xx	xx.xx	xx.xx	xx.xx	xx.xx	xx.xx
Russia	xx.xx	xx.xx	xx.xx	xx.xx	xx.xx	xx.xx	xx.xx	xx.xx
South Korea	xx.xx	xx.xx	xx.xx	xx.xx	xx.xx	xx.xx	xx.xx	xx.xx
Spain	xx.xx	xx.xx	xx.xx	xx.xx	xx.xx	xx.xx	xx.xx	xx.xx
United Kingdom	xx.xx	xx.xx	xx.xx	xx.xx	xx.xx	xx.xx	xx.xx	xx.xx
United States	xx.xx	xx.xx	xx.xx	xx.xx	xx.xx	xx.xx	xx.xx	xx.xx
Others	xx.xx	xx.xx	xx.xx	xx.xx	xx.xx	xx.xx	xx.xx	xx.xx
Total	**xx.xx**	**xx.xx**	**xx.xx**	**xx.xx**	**xx.xx**	**xx.xx**	**xx.xx**	**xx.xx**

Sources & Evidence

1. Open Architecture for Airport Security Systems, Second Edition

   · Taxonomy evidence: The guidance distinguishes integration from interoperable component connections. Vendor-specific integration is an inferred intermediate commercial category requiring configuration evidence. ([aci-europe.org](https://aci-europe.org/downloads/resources/Open%20Architecture%20for%20Airport%20Security%20Systems%202nd%20Edition.pdf))

   · Evidence informing base-year allocation inputs; displayed values and growth are calculated: Integration does not guarantee interoperability; this constrains attribution of vendor-mediated configurations. ([aci-europe.org](https://aci-europe.org/downloads/resources/Open%20Architecture%20for%20Airport%20Security%20Systems%202nd%20Edition.pdf))

   · Evidence informing forecast-year allocation inputs; displayed values and growth are calculated: Integration does not guarantee interoperability; this constrains attribution of vendor-mediated configurations. ([aci-europe.org](https://aci-europe.org/downloads/resources/Open%20Architecture%20for%20Airport%20Security%20Systems%202nd%20Edition.pdf))

2. House Report 119-173 - Department of Homeland Security Appropriations Bill, 2026

   · Evidence informing the 2030 market-value input; displayed series and growth include calculations: The aging installed fleet supports replacement demand, but does not establish the forecast's realization dates or annual purchasing rate. ([govinfo.gov](https://www.govinfo.gov/content/pkg/CRPT-119hrpt173/html/CRPT-119hrpt173.htm))

3. GAO-24-106573 - DHS Annual Assessment: Most Programs Are Meeting Current Goals, but Some Continue to Face Cost and Schedule Challenges
   - Evidence informing the 2026 market-value input; displayed series and growth include calculations: Reports plans for xx.xx checkpoint systems and xx.xx increment-one deployments by September 2023; supports an incomplete replacement cycle rather than universal CT adoption. ([gao.gov](https://www.gao.gov/assets/gao-xx.xx-xx.xx.pdf))
   - Evidence informing base-year allocation inputs; displayed values and growth are calculated: The deployed configuration mix underlies the xx.xx/xx.xx newer-cohort and xx.xx/xx.xx older-cohort proxy calculations; global and contractual attribution remain modeled. ([gao.gov](https://www.gao.gov/assets/gao-xx.xx-xx.xx.pdf))
   - Evidence informing forecast-year allocation inputs; displayed values and growth are calculated: The deployed configuration mix underlies the xx.xx/xx.xx newer-cohort and xx.xx/xx.xx older-cohort proxy calculations; global and contractual attribution remain modeled. ([gao.gov](https://www.gao.gov/assets/gao-xx.xx-xx.xx.pdf))
4. Global Airport Passenger Traffic Reaches Record 9.8 Billion in 2025, Airports Council International World reports
   - Evidence informing the 2026 market-value input; displayed series and growth include calculations: Reports cooling passenger-growth momentum in 2026, supporting moderation of traffic-driven equipment expansion despite continuing replacement demand. ([aci.aero](https://aci.aero/2026/xx.xx/xx.xx/global-airport-passenger-traffic-reaches-record-xx.xx-xx.xx-billion-in-2025-airports-council-international-world-reports/))
   - Evidence informing base-year allocation inputs; displayed values and growth are calculated: Full-year 2025 traffic weakness qualifies the mature-market expansion assumption.
   - Evidence informing forecast-year allocation inputs; displayed values and growth are calculated: Full-year 2025 traffic weakness qualifies the mature-market expansion assumption.
   - Evidence informing base-year allocation inputs; displayed values and growth are calculated: Full-year growth provides a regional direction check, not an equipment-share observation.
   - Evidence informing forecast-year allocation inputs; displayed values and growth are calculated: Full-year growth provides a regional direction check, not an equipment-share observation.
   - Evidence informing base-year allocation inputs; displayed values and growth are calculated: Full-year traffic growth constrains the regional demand premise.
   - Evidence informing forecast-year allocation inputs; displayed values and growth are calculated: Full-year traffic growth constrains the regional demand premise.
   - Evidence informing forecast-year allocation inputs; displayed values and growth are calculated: The reported first-half 2026 decline of xx.xx% constrains the recovery scenario.
   - Evidence informing base-year allocation inputs; displayed values and growth are calculated: Reported 2025 growth provides a demand-direction check; procurement intensity remains assumed.
   - Evidence informing forecast-year allocation inputs; displayed values and growth are calculated: Reported 2025 growth provides a demand-direction check; procurement intensity remains assumed.
   - Evidence informing base-year allocation inputs; displayed values and growth are calculated: Reported traffic momentum supports differentiated demand, not the final modeled forecast share.
   - Evidence informing forecast-year allocation inputs; displayed values and growth are calculated: Reported traffic momentum supports differentiated demand, not the final modeled forecast share.
5. Smiths Group PLC - Full Year Results for the 12 Months Ended 31 July 2025
   - Evidence informing the 2024 market-value input; displayed series and growth include calculations: Discloses aviation original-equipment revenue of xx.xx and aftermarket revenue of xx.xx for FY2024; supplies historical cycle proxies. ([www-live.smiths.com](https://www-live.smiths.com/media/snqpxwkd/smiths-group-plc-annual-results-2025-press-release.pdf))
   - Evidence informing the 2027 market-value input; displayed series and growth include calculations: Reports approximately xx.xx cumulative CTiX sales and continuing aviation upgrade demand; supports replacement activity, not an observed global forecast. ([www-live.smiths.com](https://www-live.smiths.com/media/snqpxwkd/smiths-group-plc-annual-results-2025-press-release.pdf))

6. Smiths Group PLC - Annual Report & Accounts FY2023
   - Evidence informing the 2022 market-value input; displayed series and growth include calculations: Reports FY2022 aviation original-equipment revenue of xx.xx, used as a dimensionless historical capital-cycle proxy. ([www-live.smiths.com](https://www-live.smiths.com/media/phjp1j44/smiths-annual-report-2023.pdf))
   - Evidence informing the 2023 market-value input; displayed series and growth include calculations: Reports FY2023 aviation original-equipment revenue of xx.xx and aftermarket revenue of xx.xx; supports the modeled recovery direction. ([www-live.smiths.com](https://www-live.smiths.com/media/phjp1j44/smiths-annual-report-2023.pdf))
7. Smiths Group PLC - Annual Report FY2022
   - Evidence informing the 2021 market-value input; displayed series and growth include calculations: Reports FY2021 aviation revenue of xx.xx, providing a historical purchasing-cycle reference rather than a global observation. ([www-live.smiths.com](https://www-live.smiths.com/media/xjvdpblr/smiths-annual-report-2022-report.pdf))
   - Evidence informing the 2022 market-value input; displayed series and growth include calculations: Reports FY2022 aviation revenue of xx.xx and continued weakness in aviation original equipment; supports a delayed capital-spending trough. ([www-live.smiths.com](https://www-live.smiths.com/media/xjvdpblr/smiths-annual-report-2022-report.pdf))
8. Smiths Group PLC - Annual Results for the Year Ended 31 July 2019
   - Evidence informing the 2018 market-value input; displayed series and growth include calculations: Reports FY2018 aviation revenue of xx.xx, supplying the historical comparison underlying the backcast. ([smiths.com](https://www.smiths.com/media/u4wla1bw/smiths-group-plc-annual-results-2019-press-release.pdf))
   - Evidence informing the 2019 market-value input; displayed series and growth include calculations: Reports FY2019 aviation revenue of xx.xx and customer delivery deferrals, qualifying a traffic-only growth model. ([smiths.com](https://www.smiths.com/media/u4wla1bw/smiths-group-plc-annual-results-2019-press-release.pdf))
   - Evidence informing the 2020 market-value input; displayed series and growth include calculations: Identifies deliveries deferred into FY2020; supports the possibility of backlog-supported spending despite a contemporaneous traffic shock, not the exact modeled growth rate. ([smiths.com](https://www.smiths.com/media/u4wla1bw/smiths-group-plc-annual-results-2019-press-release.pdf))
9. ACI World - The High-Wire Balancing Act: Global Air Transport Demand in 2018 and 2019
   - Evidence informing the 2017 market-value input; displayed series and growth include calculations: Reports xx.xx airport passengers and xx.xx% growth in 2018; the growth observation informs the 2017 backcast bridge. ([blog.aci.aero](https://blog.aci.aero/airport-economics/the-high-wire-balancing-act-global-air-transport-demand-in-2018-and-2019/))
   - Evidence informing the 2018 market-value input; displayed series and growth include calculations: Provides the observed 2018 traffic-growth reference, not an equipment-market growth observation. ([blog.aci.aero](https://blog.aci.aero/airport-economics/the-high-wire-balancing-act-global-air-transport-demand-in-2018-and-2019/))
10. ICAO A42-WP/556 - State of the Industry and Outlook for Airport Traffic, Presented by ACI
    - Evidence informing the 2020 market-value input; displayed series and growth include calculations: Records the collapse from xx.xx airport passengers in 2019 to xx.xx in 2020; constrains the shock and funding-risk interpretation. ([icao.int](https://www.icao.int/sites/default/files/Meetings/a42/Documents/WP/wp_556_en.pdf))
    - Evidence informing the 2021 market-value input; displayed series and growth include calculations: Reports xx.xx airport passengers in 2021, supporting a prolonged funding and activity shock. ([icao.int](https://www.icao.int/sites/default/files/Meetings/a42/Documents/WP/wp_556_en.pdf))
    - Evidence informing the 2023 market-value input; displayed series and growth include calculations: Reports xx.xx airport passengers in 2023; traffic recovery is distinguished from equipment purchasing. ([icao.int](https://www.icao.int/sites/default/files/Meetings/a42/Documents/WP/wp_556_en.pdf))
    - Evidence informing the 2024 market-value input; displayed series and growth include calculations: Reports xx.xx airport passengers in 2024, providing a demand recovery cross-check. ([icao.int](https://www.icao.int/sites/default/files/Meetings/a42/Documents/WP/wp_556_en.pdf))

11. Port of Seattle - Baggage Handling System Optimization
    - Evidence informing the 2029 market-value input; displayed series and growth include calculations: Seattle plans to consolidate six baggage-screening systems, increase supported passenger capacity, and reduce screening-machine demand. Supports integration spending without one-for-one detector growth. ([portseattle.org](https://www.portseattle.org/projects/baggage-handling-system-optimization))
    - Evidence informing the 2032 market-value input; displayed series and growth include calculations: The consolidation example constrains equipment-volume assumptions; its whole baggage-handling project value is excluded from market sizing. ([portseattle.org](https://www.portseattle.org/projects/baggage-handling-system-optimization))
    - Evidence informing the 2040 market-value input; displayed series and growth include calculations: Provides a commercial counterexample to extrapolating passenger growth directly into machine counts throughout the long-range forecast. ([portseattle.org](https://www.portseattle.org/projects/baggage-handling-system-optimization))
12. Smiths Group PLC - Half Year Results for the Six Months Ended 31 January 2026
    - Evidence informing the 2026 market-value input; displayed series and growth include calculations: Reports xx.xx% organic growth for Smiths Detection in HY2026, with aviation checkpoint upgrades contributing. Supports a positive 2026 nowcast, not a directly observed global growth rate. ([www-live.smiths.com](https://www-live.smiths.com/media/villk35h/smiths-hy26-results-press-release.pdf))
13. ACI World - Biannual global air travel demand update, 30 September 2025
    - Evidence informing base-year allocation inputs; displayed values and growth are calculated: Regional traffic-scale input; geographic rebasing and spending intensities are modeled.
    - Evidence informing forecast-year allocation inputs; displayed values and growth are calculated: Regional traffic-scale input; geographic rebasing and spending intensities are modeled.
    - Evidence informing base-year allocation inputs; displayed values and growth are calculated: Regional traffic-scale input; Mexico is reassigned to its captured North American parent.
    - Evidence informing forecast-year allocation inputs; displayed values and growth are calculated: Regional traffic-scale input; Mexico is reassigned to its captured North American parent.
    - Evidence informing base-year allocation inputs; displayed values and growth are calculated: Regional traffic-scale input; source membership differs from the captured hierarchy.
    - Evidence informing forecast-year allocation inputs; displayed values and growth are calculated: Regional traffic-scale input; source membership differs from the captured hierarchy.
    - Evidence informing base-year allocation inputs; displayed values and growth are calculated: Regional traffic-scale input before the modeled Turkey and Israel bridge.
    - Evidence informing forecast-year allocation inputs; displayed values and growth are calculated: Regional traffic-scale input before the modeled Turkey and Israel bridge.
    - Evidence informing base-year allocation inputs; displayed values and growth are calculated: The xx.xx-million 2025 traffic estimate constrains the regional demand proxy, not equipment spending.
    - Evidence informing forecast-year allocation inputs; displayed values and growth are calculated: The xx.xx-million 2025 traffic estimate constrains the regional demand proxy, not equipment spending.
    - Evidence informing base-year allocation inputs; displayed values and growth are calculated: The xx.xx-billion 2025 traffic estimate constrains regional scale; forecast purchasing convergence is assumed.
    - Evidence informing forecast-year allocation inputs; displayed values and growth are calculated: The xx.xx-billion 2025 traffic estimate constrains regional scale; forecast purchasing convergence is assumed.

14. CATSA - 2025 Annual Report, Management's Discussion and Analysis
    - Evidence informing base-year allocation inputs; displayed values and growth are calculated: C$xx.xx EDS capital expenditure constrains the Canadian expenditure calibration; baggage attribution is modeled.
    - Evidence informing forecast-year allocation inputs; displayed values and growth are calculated: C$xx.xx EDS capital expenditure constrains the Canadian expenditure calibration; baggage attribution is modeled.
    - Evidence informing base-year allocation inputs; displayed values and growth are calculated: Buyer-spending calibration supports a premium regional equipment/support intensity, not an observed regional share.
    - Evidence informing forecast-year allocation inputs; displayed values and growth are calculated: Buyer-spending calibration supports a premium regional equipment/support intensity, not an observed regional share.
15. Leidos - Leidos wins TSA logistics contract, 23 January 2025
    - Evidence informing base-year allocation inputs; displayed values and growth are calculated: The eight-year, USD xx.xx maximum sustainment award covers xx.xx units at over xx.xx locations; scope and realization adjustments are modeled.
    - Evidence informing forecast-year allocation inputs; displayed values and growth are calculated: The eight-year, USD xx.xx maximum sustainment award covers xx.xx units at over xx.xx locations; scope and realization adjustments are modeled.
    - Evidence informing base-year allocation inputs; displayed values and growth are calculated: Supports recurring-support scale and manufacturer-coordination constraints, not unrestricted service access.
    - Evidence informing forecast-year allocation inputs; displayed values and growth are calculated: Supports recurring-support scale and manufacturer-coordination constraints, not unrestricted service access.
16. ACI-LAC - Air Traffic in Latin America and the Caribbean Maintains Growth Trajectory with a 5% Increase in 2025
    - Evidence informing base-year allocation inputs; displayed values and growth are calculated: Brazil's xx.xx-million airport-traffic aggregate constrains its demand scale; equipment intensity remains modeled.
    - Evidence informing forecast-year allocation inputs; displayed values and growth are calculated: Brazil's xx.xx-million airport-traffic aggregate constrains its demand scale; equipment intensity remains modeled.
    - Evidence informing base-year allocation inputs; displayed values and growth are calculated: Regional traffic evidence constrains the common country model while leaving uncatalogued activity.
    - Evidence informing forecast-year allocation inputs; displayed values and growth are calculated: Regional traffic evidence constrains the common country model while leaving uncatalogued activity.
17. Eurostat - Air passenger transport statistics, December 2025, Table 1: 2024 country traffic
    - Evidence informing base-year allocation inputs; displayed values and growth are calculated: Traffic primitive.
    - Evidence informing forecast-year allocation inputs; displayed values and growth are calculated: Traffic primitive.
18. Eurostat - Air passenger transport: data by month
    - Evidence informing base-year allocation inputs; displayed values and growth are calculated: Interim country changes inform assumed 2025 bridges; domestic endpoint and expenditure adjustments remain modeled.
    - Evidence informing forecast-year allocation inputs; displayed values and growth are calculated: Interim country changes inform assumed 2025 bridges; domestic endpoint and expenditure adjustments remain modeled.

19. ACI EUROPE - 2025 all about traffic resilience as Europe's airports welcomed an additional 100 million passengers
    - Evidence informing base-year allocation inputs; displayed values and growth are calculated: Country growth heterogeneity constrains the shared European purchasing model.
    - Evidence informing forecast-year allocation inputs; displayed values and growth are calculated: Country growth heterogeneity constrains the shared European purchasing model.
    - Evidence informing base-year allocation inputs; displayed values and growth are calculated: Published Russian weakness constrains, rather than validates, its working scale.
    - Evidence informing forecast-year allocation inputs; displayed values and growth are calculated: Published Russian weakness constrains, rather than validates, its working scale.
    - Evidence informing base-year allocation inputs; displayed values and growth are calculated: Annual growth input to the 2025 bridge.
    - Evidence informing forecast-year allocation inputs; displayed values and growth are calculated: Annual growth input to the 2025 bridge.
20. UK Civil Aviation Authority - UK aviation officially breaks records with over 300m passenger journeys in 2025
    - Evidence informing base-year allocation inputs; displayed values and growth are calculated: The xx.xx-million UK-and-Crown-Dependency headline constrains the modeled UK country traffic bridge.
    - Evidence informing forecast-year allocation inputs; displayed values and growth are calculated: The xx.xx-million UK-and-Crown-Dependency headline constrains the modeled UK country traffic bridge.
21. Fraport - AI for Monitoring Aviation Security, 22 January 2026
    - Evidence informing base-year allocation inputs; displayed values and growth are calculated: Over xx.xx CT scanners and approximately EUR xx.xx cumulative checkpoint investment support a premium installed-mix premise, not annual national revenue.
    - Evidence informing forecast-year allocation inputs; displayed values and growth are calculated: Over xx.xx CT scanners and approximately EUR xx.xx cumulative checkpoint investment support a premium installed-mix premise, not annual national revenue.
    - Evidence informing base-year allocation inputs; displayed values and growth are calculated: Quantified national deployment provides an independent test of heterogeneous European modernization.
    - Evidence informing forecast-year allocation inputs; displayed values and growth are calculated: Quantified national deployment provides an independent test of heterogeneous European modernization.
22. ECAC - Common Evaluation Process of security equipment
    - Evidence informing base-year allocation inputs; displayed values and growth are calculated: Evaluation is not national approval; no uniform cross-country market-access premium is assumed.
    - Evidence informing forecast-year allocation inputs; displayed values and growth are calculated: Evaluation is not national approval; no uniform cross-country market-access premium is assumed.
23. DHMİ - Havayolunda Cumhuriyet Tarihinin Rekoru, 9 January 2026
    - Evidence informing base-year allocation inputs; displayed values and growth are calculated: Supports the traffic rebasing into the captured Middle Eastern parent.
    - Evidence informing forecast-year allocation inputs; displayed values and growth are calculated: Supports the traffic rebasing into the captured Middle Eastern parent.
24. Smiths Detection - DAEP checkpoint screening contract for Dubai International Airport, 7 May 2025
    - Evidence informing base-year allocation inputs; displayed values and growth are calculated: Purchaser-specific award evidence supports a bounded premium-mix premise, not a GCC-wide allocation.
    - Evidence informing forecast-year allocation inputs; displayed values and growth are calculated: Purchaser-specific award evidence supports a bounded premium-mix premise, not a GCC-wide allocation.
25. Airports Company South Africa - Airport statistics
    - Evidence informing base-year allocation inputs; displayed values and growth are calculated: Provides an operating-network commercial anchor for the regional installed-base premise.
    - Evidence informing forecast-year allocation inputs; displayed values and growth are calculated: Provides an operating-network commercial anchor for the regional installed-base premise.

26. CAAC - 2025 Civil Aviation Industry Development Statistical Bulletin, 17 April 2026
    - Evidence informing base-year allocation inputs; displayed values and growth are calculated: Reports xx.xx mainland airport movements and xx.xx transport airports in 2025; the Hong Kong/Macao extension is modeled.
    - Evidence informing forecast-year allocation inputs; displayed values and growth are calculated: Reports xx.xx mainland airport movements and xx.xx transport airports in 2025; the Hong Kong/Macao extension is modeled.
    - Evidence informing base-year allocation inputs; displayed values and growth are calculated: Large-market traffic and airport-network scale constrain the regional demand model.
    - Evidence informing forecast-year allocation inputs; displayed values and growth are calculated: Large-market traffic and airport-network scale constrain the regional demand model.
27. Sydney Airport - Traffic and Operational Performance Q4 2025
    - Evidence informing base-year allocation inputs; displayed values and growth are calculated: Sydney's xx.xx-million traffic and staged xx.xx-lane/six-of-seven-lane deployment constrain national scale and modernization assumptions.
    - Evidence informing forecast-year allocation inputs; displayed values and growth are calculated: Sydney's xx.xx-million traffic and staged xx.xx-lane/six-of-seven-lane deployment constrain national scale and modernization assumptions.
    - Evidence informing base-year allocation inputs; displayed values and growth are calculated: Quantified staged deployment supports regional heterogeneity, not a common modernization timetable.
    - Evidence informing forecast-year allocation inputs; displayed values and growth are calculated: Quantified staged deployment supports regional heterogeneity, not a common modernization timetable.
28. U.S. Senator Michael Bennet - SAFEGUARDS Act announcement, 23 July 2025
    - Evidence informing base-year allocation inputs; displayed values and growth are calculated: The xx.xx-airport and xx.xx-lane national footprint constrains minimum network support; proposed funding is not counted as realized revenue.
    - Evidence informing forecast-year allocation inputs; displayed values and growth are calculated: The xx.xx-airport and xx.xx-lane national footprint constrains minimum network support; proposed funding is not counted as realized revenue.
29. Smiths Detection - Digital Innovation
    - Evidence informing base-year allocation inputs; displayed values and growth are calculated: ELECTORA is offered for integrating multi-vendor devices, datasets and applications; establishes the vendor-platform category but discloses no category revenue or customer-specific substitution entitlement. ([smithsdetection.com](https://www.smithsdetection.com/digital-innovation/))
    - Evidence informing forecast-year allocation inputs; displayed values and growth are calculated: ELECTORA is offered for integrating multi-vendor devices, datasets and applications; establishes the vendor-platform category but discloses no category revenue or customer-specific substitution entitlement. ([smithsdetection.com](https://www.smithsdetection.com/digital-innovation/))
30. CATSA 2025 Annual Report - Overview of Activities
    - Evidence informing base-year allocation inputs; displayed values and growth are calculated: Reports xx.xx CATSA Plus lines across xx.xx airports serving more than xx.xx% of passengers in 2024/xx.xx; provides an independent integration-activity check, not a direct value allocation. ([catsa-acsta.gc.ca](https://www.catsa-acsta.gc.ca/en/publications/2025-annual-report/overview-activities))
    - Evidence informing forecast-year allocation inputs; displayed values and growth are calculated: Reports xx.xx CATSA Plus lines across xx.xx airports serving more than xx.xx% of passengers in 2024/xx.xx; provides an independent integration-activity check, not a direct value allocation. ([catsa-acsta.gc.ca](https://www.catsa-acsta.gc.ca/en/publications/2025-annual-report/overview-activities))

31. CATSA - Beyond the Checkpoint, December 2025
    - Evidence informing base-year allocation inputs; displayed values and growth are calculated: Reports xx.xx operational CT machines at eight airports and a modular-line average of xx.xx passengers per hour versus xx.xx for traditional multi-split lines; supports the bounded throughput-to-unit bridge and phased-deployment premise. ([catsa-acsta.gc.ca](https://www.catsa-acsta.gc.ca/en/about-us/beyond-checkpoint-2025-december))
    - Evidence informing forecast-year allocation inputs; displayed values and growth are calculated: Reports xx.xx operational CT machines at eight airports and a modular-line average of xx.xx passengers per hour versus xx.xx for traditional multi-split lines; supports the bounded throughput-to-unit bridge and phased-deployment premise. ([catsa-acsta.gc.ca](https://www.catsa-acsta.gc.ca/en/about-us/beyond-checkpoint-2025-december))
32. Scarabee's Checkpoint Property Screening System to be deployed at DEN
    - Evidence informing base-year allocation inputs; displayed values and growth are calculated: Describes a xx.xx-lane Denver award combining Scarabee lanes with Smiths scanners. Corroborates a commercial mixed-supplier integration route; an award is not realized annual revenue or proof of unrestricted interoperability. ([daifukuatec.com](https://daifukuatec.com/news/scarabees-checkpoint-property-screening-system-to-be-deployed-at-den))
    - Evidence informing forecast-year allocation inputs; displayed values and growth are calculated: Describes a xx.xx-lane Denver award combining Scarabee lanes with Smiths scanners. Corroborates a commercial mixed-supplier integration route; an award is not realized annual revenue or proof of unrestricted interoperability. ([daifukuatec.com](https://daifukuatec.com/news/scarabees-checkpoint-property-screening-system-to-be-deployed-at-den))

9.2. Closed Proprietary Architecture

Table 121. Global Airport Baggage Screening Systems Market Size, by Closed Proprietary Architecture, by Region, 2017-2040 (USD Million)

Region	2017	2024	2025	2026	2027	2032	2040	CAGR (%)
Africa	xx.xx	xx.xx	xx.xx	xx.xx	xx.xx	xx.xx	xx.xx	xx.xx
Asia-Pacific	xx.xx	xx.xx	xx.xx	xx.xx	xx.xx	xx.xx	xx.xx	xx.xx
Europe	xx.xx	xx.xx	xx.xx	xx.xx	xx.xx	xx.xx	xx.xx	xx.xx
Latin America	xx.xx	xx.xx	xx.xx	xx.xx	xx.xx	xx.xx	xx.xx	xx.xx
Middle East	xx.xx	xx.xx	xx.xx	xx.xx	xx.xx	xx.xx	xx.xx	xx.xx
North America	xx.xx	xx.xx	xx.xx	xx.xx	xx.xx	xx.xx	xx.xx	xx.xx
Total	**xx.xx**	**xx.xx**	**xx.xx**	**xx.xx**	**xx.xx**	**xx.xx**	**xx.xx**	**xx.xx**

Table 122. Global Airport Baggage Screening Systems Market Size, by Closed Proprietary Architecture, by Group, 2017-2040 (USD Million)

Group	2017	2024	2025	2026	2027	2032	2040	CAGR (%)
ASEAN	xx.xx	xx.xx	xx.xx	xx.xx	xx.xx	xx.xx	xx.xx	xx.xx
BRICS	xx.xx	xx.xx	xx.xx	xx.xx	xx.xx	xx.xx	xx.xx	xx.xx
European Union	xx.xx	xx.xx	xx.xx	xx.xx	xx.xx	xx.xx	xx.xx	xx.xx
G7	xx.xx	xx.xx	xx.xx	xx.xx	xx.xx	xx.xx	xx.xx	xx.xx
GCC	xx.xx	xx.xx	xx.xx	xx.xx	xx.xx	xx.xx	xx.xx	xx.xx
NATO	xx.xx	xx.xx	xx.xx	xx.xx	xx.xx	xx.xx	xx.xx	xx.xx

Table 123. Global Airport Baggage Screening Systems Market Size, by Closed Proprietary Architecture, by Country, 2017-2040 (USD Million)

Country	2017	2024	2025	2026	2027	2032	2040	CAGR (%)
Australia	xx.xx	xx.xx	xx.xx	xx.xx	xx.xx	xx.xx	xx.xx	xx.xx
Brazil	xx.xx	xx.xx	xx.xx	xx.xx	xx.xx	xx.xx	xx.xx	xx.xx
Canada	xx.xx	xx.xx	xx.xx	xx.xx	xx.xx	xx.xx	xx.xx	xx.xx
China	xx.xx	xx.xx	xx.xx	xx.xx	xx.xx	xx.xx	xx.xx	xx.xx
France	xx.xx	xx.xx	xx.xx	xx.xx	xx.xx	xx.xx	xx.xx	xx.xx
Germany	xx.xx	xx.xx	xx.xx	xx.xx	xx.xx	xx.xx	xx.xx	xx.xx
India	xx.xx	xx.xx	xx.xx	xx.xx	xx.xx	xx.xx	xx.xx	xx.xx
Italy	xx.xx	xx.xx	xx.xx	xx.xx	xx.xx	xx.xx	xx.xx	xx.xx
Japan	xx.xx	xx.xx	xx.xx	xx.xx	xx.xx	xx.xx	xx.xx	xx.xx
Mexico	xx.xx	xx.xx	xx.xx	xx.xx	xx.xx	xx.xx	xx.xx	xx.xx
Russia	xx.xx	xx.xx	xx.xx	xx.xx	xx.xx	xx.xx	xx.xx	xx.xx
South Korea	xx.xx	xx.xx	xx.xx	xx.xx	xx.xx	xx.xx	xx.xx	xx.xx
Spain	xx.xx	xx.xx	xx.xx	xx.xx	xx.xx	xx.xx	xx.xx	xx.xx
United Kingdom	xx.xx	xx.xx	xx.xx	xx.xx	xx.xx	xx.xx	xx.xx	xx.xx
United States	xx.xx	xx.xx	xx.xx	xx.xx	xx.xx	xx.xx	xx.xx	xx.xx
Others	xx.xx	xx.xx	xx.xx	xx.xx	xx.xx	xx.xx	xx.xx	xx.xx
Total	**xx.xx**	**xx.xx**	**xx.xx**	**xx.xx**	**xx.xx**	**xx.xx**	**xx.xx**	**xx.xx**

RESEARCH SAMPLE REPORT

Sources & Evidence

1. Open Architecture for Airport Security Systems, Second Edition

   · Taxonomy evidence: The discussion of proprietary systems and barriers supports the closed-architecture concept; it does not identify the contractual restrictions of individual purchases. ([aci-europe.org](https://aci-europe.org/downloads/resources/Open%20Architecture%20for%20Airport%20Security%20Systems%202nd%20Edition.pdf))

   · Evidence informing base-year allocation inputs; displayed values and growth are calculated: Distinguishes proprietary integration from interoperable connections, supporting the category boundary rather than an observed revenue share. ([aci-europe.org](https://aci-europe.org/downloads/resources/Open%20Architecture%20for%20Airport%20Security%20Systems%202nd%20Edition.pdf))

   · Evidence informing forecast-year allocation inputs; displayed values and growth are calculated: Distinguishes proprietary integration from interoperable connections, supporting the category boundary rather than an observed revenue share. ([aci-europe.org](https://aci-europe.org/downloads/resources/Open%20Architecture%20for%20Airport%20Security%20Systems%202nd%20Edition.pdf))

2. House Report 119-173 - Department of Homeland Security Appropriations Bill, 2026

   · Evidence informing the 2030 market-value input; displayed series and growth include calculations: The aging installed fleet supports replacement demand, but does not establish the forecast's realization dates or annual purchasing rate. ([govinfo.gov](https://www.govinfo.gov/content/pkg/CRPT-119hrpt173/html/CRPT-119hrpt173.htm))

3. GAO-24-106573 - DHS Annual Assessment: Most Programs Are Meeting Current Goals, but Some Continue to Face Cost and Schedule Challenges

   · Evidence informing the 2026 market-value input; displayed series and growth include calculations: Reports plans for xx.xx checkpoint systems and xx.xx increment-one deployments by September 2023; supports an incomplete replacement cycle rather than universal CT adoption. ([gao.gov](https://www.gao.gov/assets/gao-xx.xx-xx.xx.pdf))

   · Evidence informing base-year allocation inputs; displayed values and growth are calculated: Reports xx.xx AT/CT, xx.xx base, xx.xx mid-size and xx.xx full-size deployments by September 2023; supplies configuration proxies and an incomplete-renewal constraint, not contractual architecture shares. ([gao.gov](https://www.gao.gov/assets/gao-xx.xx-xx.xx.pdf))

   · Evidence informing forecast-year allocation inputs; displayed values and growth are calculated: Reports xx.xx AT/CT, xx.xx base, xx.xx mid-size and xx.xx full-size deployments by September 2023; supplies configuration proxies and an incomplete-renewal constraint, not contractual architecture shares. ([gao.gov](https://www.gao.gov/assets/gao-xx.xx-xx.xx.pdf))

4. Global Airport Passenger Traffic Reaches Record 9.8 Billion in 2025, Airports Council International World reports
   - Evidence informing the 2026 market-value input; displayed series and growth include calculations: Reports cooling passenger-growth momentum in 2026, supporting moderation of traffic-driven equipment expansion despite continuing replacement demand. ([aci.aero](https://aci.aero/2026/xx.xx/xx.xx/global-airport-passenger-traffic-reaches-record-xx.xx-xx.xx-billion-in-2025-airports-council-international-world-reports/))
   - Evidence informing base-year allocation inputs; displayed values and growth are calculated: Full-year 2025 traffic weakness qualifies the mature-market expansion assumption.
   - Evidence informing forecast-year allocation inputs; displayed values and growth are calculated: Full-year 2025 traffic weakness qualifies the mature-market expansion assumption.
   - Evidence informing base-year allocation inputs; displayed values and growth are calculated: Full-year growth provides a regional direction check, not an equipment-share observation.
   - Evidence informing forecast-year allocation inputs; displayed values and growth are calculated: Full-year growth provides a regional direction check, not an equipment-share observation.
   - Evidence informing base-year allocation inputs; displayed values and growth are calculated: Full-year traffic growth constrains the regional demand premise.
   - Evidence informing forecast-year allocation inputs; displayed values and growth are calculated: Full-year traffic growth constrains the regional demand premise.
   - Evidence informing forecast-year allocation inputs; displayed values and growth are calculated: The reported first-half 2026 decline of xx.xx% constrains the recovery scenario.
   - Evidence informing base-year allocation inputs; displayed values and growth are calculated: Reported 2025 growth provides a demand-direction check; procurement intensity remains assumed.
   - Evidence informing forecast-year allocation inputs; displayed values and growth are calculated: Reported 2025 growth provides a demand-direction check; procurement intensity remains assumed.
   - Evidence informing base-year allocation inputs; displayed values and growth are calculated: Reported traffic momentum supports differentiated demand, not the final modeled forecast share.
   - Evidence informing forecast-year allocation inputs; displayed values and growth are calculated: Reported traffic momentum supports differentiated demand, not the final modeled forecast share.
5. Smiths Group PLC - Full Year Results for the 12 Months Ended 31 July 2025
   - Evidence informing the 2024 market-value input; displayed series and growth include calculations: Discloses aviation original-equipment revenue of xx.xx and aftermarket revenue of xx.xx for FY2024; supplies historical cycle proxies. ([www-live.smiths.com](https://www-live.smiths.com/media/snqpxwkd/smiths-group-plc-annual-results-2025-press-release.pdf))
   - Evidence informing the 2027 market-value input; displayed series and growth include calculations: Reports approximately xx.xx cumulative CTiX sales and continuing aviation upgrade demand; supports replacement activity, not an observed global forecast. ([www-live.smiths.com](https://www-live.smiths.com/media/snqpxwkd/smiths-group-plc-annual-results-2025-press-release.pdf))
6. Smiths Group PLC - Annual Report & Accounts FY2023
   - Evidence informing the 2022 market-value input; displayed series and growth include calculations: Reports FY2022 aviation original-equipment revenue of xx.xx, used as a dimensionless historical capital-cycle proxy. ([www-live.smiths.com](https://www-live.smiths.com/media/phjp1j44/smiths-annual-report-2023.pdf))
   - Evidence informing the 2023 market-value input; displayed series and growth include calculations: Reports FY2023 aviation original-equipment revenue of xx.xx and aftermarket revenue of xx.xx; supports the modeled recovery direction. ([www-live.smiths.com](https://www-live.smiths.com/media/phjp1j44/smiths-annual-report-2023.pdf))

7. Smiths Group PLC - Annual Report FY2022

· Evidence informing the 2021 market-value input; displayed series and growth include calculations: Reports FY2021 aviation revenue of xx.xx, providing a historical purchasing-cycle reference rather than a global observation. ([www-live.smiths.com](https://www-live.smiths.com/media/xjvdpblr/smiths-annual-report-2022-report.pdf))

· Evidence informing the 2022 market-value input; displayed series and growth include calculations: Reports FY2022 aviation revenue of xx.xx and continued weakness in aviation original equipment; supports a delayed capital-spending trough. ([www-live.smiths.com](https://www-live.smiths.com/media/xjvdpblr/smiths-annual-report-2022-report.pdf))

8. Smiths Group PLC - Annual Results for the Year Ended 31 July 2019

· Evidence informing the 2018 market-value input; displayed series and growth include calculations: Reports FY2018 aviation revenue of xx.xx, supplying the historical comparison underlying the backcast. ([smiths.com](https://www.smiths.com/media/u4wla1bw/smiths-group-plc-annual-results-2019-press-release.pdf))

· Evidence informing the 2019 market-value input; displayed series and growth include calculations: Reports FY2019 aviation revenue of xx.xx and customer delivery deferrals, qualifying a traffic-only growth model. ([smiths.com](https://www.smiths.com/media/u4wla1bw/smiths-group-plc-annual-results-2019-press-release.pdf))

· Evidence informing the 2020 market-value input; displayed series and growth include calculations: Identifies deliveries deferred into FY2020; supports the possibility of backlog-supported spending despite a contemporaneous traffic shock, not the exact modeled growth rate. ([smiths.com](https://www.smiths.com/media/u4wla1bw/smiths-group-plc-annual-results-2019-press-release.pdf))

9. ACI World - The High-Wire Balancing Act: Global Air Transport Demand in 2018 and 2019

· Evidence informing the 2017 market-value input; displayed series and growth include calculations: Reports xx.xx airport passengers and xx.xx% growth in 2018; the growth observation informs the 2017 backcast bridge. ([blog.aci.aero](https://blog.aci.aero/airport-economics/the-high-wire-balancing-act-global-air-transport-demand-in-2018-and-2019/))

· Evidence informing the 2018 market-value input; displayed series and growth include calculations: Provides the observed 2018 traffic-growth reference, not an equipment-market growth observation. ([blog.aci.aero](https://blog.aci.aero/airport-economics/the-high-wire-balancing-act-global-air-transport-demand-in-2018-and-2019/))

10. ICAO A42-WP/556 - State of the Industry and Outlook for Airport Traffic, Presented by ACI

· Evidence informing the 2020 market-value input; displayed series and growth include calculations: Records the collapse from xx.xx airport passengers in 2019 to xx.xx in 2020; constrains the shock and funding-risk interpretation. ([icao.int](https://www.icao.int/sites/default/files/Meetings/a42/Documents/WP/wp_556_en.pdf))

· Evidence informing the 2021 market-value input; displayed series and growth include calculations: Reports xx.xx airport passengers in 2021, supporting a prolonged funding and activity shock. ([icao.int](https://www.icao.int/sites/default/files/Meetings/a42/Documents/WP/wp_556_en.pdf))

· Evidence informing the 2023 market-value input; displayed series and growth include calculations: Reports xx.xx airport passengers in 2023; traffic recovery is distinguished from equipment purchasing. ([icao.int](https://www.icao.int/sites/default/files/Meetings/a42/Documents/WP/wp_556_en.pdf))

· Evidence informing the 2024 market-value input; displayed series and growth include calculations: Reports xx.xx airport passengers in 2024, providing a demand recovery cross-check. ([icao.int](https://www.icao.int/sites/default/files/Meetings/a42/Documents/WP/wp_556_en.pdf))

11. Port of Seattle - Baggage Handling System Optimization
    - Evidence informing the 2029 market-value input; displayed series and growth include calculations: Seattle plans to consolidate six baggage-screening systems, increase supported passenger capacity, and reduce screening-machine demand. Supports integration spending without one-for-one detector growth. ([portseattle.org](https://www.portseattle.org/projects/baggage-handling-system-optimization))
    - Evidence informing the 2032 market-value input; displayed series and growth include calculations: The consolidation example constrains equipment-volume assumptions; its whole baggage-handling project value is excluded from market sizing. ([portseattle.org](https://www.portseattle.org/projects/baggage-handling-system-optimization))
    - Evidence informing the 2040 market-value input; displayed series and growth include calculations: Provides a commercial counterexample to extrapolating passenger growth directly into machine counts throughout the long-range forecast. ([portseattle.org](https://www.portseattle.org/projects/baggage-handling-system-optimization))
12. Smiths Group PLC - Half Year Results for the Six Months Ended 31 January 2026
    - Evidence informing the 2026 market-value input; displayed series and growth include calculations: Reports xx.xx% organic growth for Smiths Detection in HY2026, with aviation checkpoint upgrades contributing. Supports a positive 2026 nowcast, not a directly observed global growth rate. ([www-live.smiths.com](https://www-live.smiths.com/media/villk35h/smiths-hy26-results-press-release.pdf))
13. ACI World - Biannual global air travel demand update, 30 September 2025
    - Evidence informing base-year allocation inputs; displayed values and growth are calculated: Regional traffic-scale input; geographic rebasing and spending intensities are modeled.
    - Evidence informing forecast-year allocation inputs; displayed values and growth are calculated: Regional traffic-scale input; geographic rebasing and spending intensities are modeled.
    - Evidence informing base-year allocation inputs; displayed values and growth are calculated: Regional traffic-scale input; Mexico is reassigned to its captured North American parent.
    - Evidence informing forecast-year allocation inputs; displayed values and growth are calculated: Regional traffic-scale input; Mexico is reassigned to its captured North American parent.
    - Evidence informing base-year allocation inputs; displayed values and growth are calculated: Regional traffic-scale input; source membership differs from the captured hierarchy.
    - Evidence informing forecast-year allocation inputs; displayed values and growth are calculated: Regional traffic-scale input; source membership differs from the captured hierarchy.
    - Evidence informing base-year allocation inputs; displayed values and growth are calculated: Regional traffic-scale input before the modeled Turkey and Israel bridge.
    - Evidence informing forecast-year allocation inputs; displayed values and growth are calculated: Regional traffic-scale input before the modeled Turkey and Israel bridge.
    - Evidence informing base-year allocation inputs; displayed values and growth are calculated: The xx.xx-million 2025 traffic estimate constrains the regional demand proxy, not equipment spending.
    - Evidence informing forecast-year allocation inputs; displayed values and growth are calculated: The xx.xx-million 2025 traffic estimate constrains the regional demand proxy, not equipment spending.
    - Evidence informing base-year allocation inputs; displayed values and growth are calculated: The xx.xx-billion 2025 traffic estimate constrains regional scale; forecast purchasing convergence is assumed.
    - Evidence informing forecast-year allocation inputs; displayed values and growth are calculated: The xx.xx-billion 2025 traffic estimate constrains regional scale; forecast purchasing convergence is assumed.

14. CATSA - 2025 Annual Report, Management's Discussion and Analysis
    - Evidence informing base-year allocation inputs; displayed values and growth are calculated: C$xx.xx EDS capital expenditure constrains the Canadian expenditure calibration; baggage attribution is modeled.
    - Evidence informing forecast-year allocation inputs; displayed values and growth are calculated: C$xx.xx EDS capital expenditure constrains the Canadian expenditure calibration; baggage attribution is modeled.
    - Evidence informing base-year allocation inputs; displayed values and growth are calculated: Buyer-spending calibration supports a premium regional equipment/support intensity, not an observed regional share.
    - Evidence informing forecast-year allocation inputs; displayed values and growth are calculated: Buyer-spending calibration supports a premium regional equipment/support intensity, not an observed regional share.
15. Leidos - Leidos wins TSA logistics contract, 23 January 2025
    - Evidence informing base-year allocation inputs; displayed values and growth are calculated: The eight-year, USD xx.xx maximum sustainment award covers xx.xx units at over xx.xx locations; scope and realization adjustments are modeled.
    - Evidence informing forecast-year allocation inputs; displayed values and growth are calculated: The eight-year, USD xx.xx maximum sustainment award covers xx.xx units at over xx.xx locations; scope and realization adjustments are modeled.
    - Evidence informing base-year allocation inputs; displayed values and growth are calculated: Supports recurring-support scale and manufacturer-coordination constraints, not unrestricted service access.
    - Evidence informing forecast-year allocation inputs; displayed values and growth are calculated: Supports recurring-support scale and manufacturer-coordination constraints, not unrestricted service access.
16. ACI-LAC - Air Traffic in Latin America and the Caribbean Maintains Growth Trajectory with a 5% Increase in 2025
    - Evidence informing base-year allocation inputs; displayed values and growth are calculated: Brazil's xx.xx-million airport-traffic aggregate constrains its demand scale; equipment intensity remains modeled.
    - Evidence informing forecast-year allocation inputs; displayed values and growth are calculated: Brazil's xx.xx-million airport-traffic aggregate constrains its demand scale; equipment intensity remains modeled.
    - Evidence informing base-year allocation inputs; displayed values and growth are calculated: Regional traffic evidence constrains the common country model while leaving uncatalogued activity.
    - Evidence informing forecast-year allocation inputs; displayed values and growth are calculated: Regional traffic evidence constrains the common country model while leaving uncatalogued activity.
17. Eurostat - Air passenger transport statistics, December 2025, Table 1: 2024 country traffic
    - Evidence informing base-year allocation inputs; displayed values and growth are calculated: Traffic primitive.
    - Evidence informing forecast-year allocation inputs; displayed values and growth are calculated: Traffic primitive.
18. Eurostat - Air passenger transport: data by month
    - Evidence informing base-year allocation inputs; displayed values and growth are calculated: Interim country changes inform assumed 2025 bridges; domestic endpoint and expenditure adjustments remain modeled.
    - Evidence informing forecast-year allocation inputs; displayed values and growth are calculated: Interim country changes inform assumed 2025 bridges; domestic endpoint and expenditure adjustments remain modeled.

19. ACI EUROPE - 2025 all about traffic resilience as Europe's airports welcomed an additional 100 million passengers
    - Evidence informing base-year allocation inputs; displayed values and growth are calculated: Country growth heterogeneity constrains the shared European purchasing model.
    - Evidence informing forecast-year allocation inputs; displayed values and growth are calculated: Country growth heterogeneity constrains the shared European purchasing model.
    - Evidence informing base-year allocation inputs; displayed values and growth are calculated: Published Russian weakness constrains, rather than validates, its working scale.
    - Evidence informing forecast-year allocation inputs; displayed values and growth are calculated: Published Russian weakness constrains, rather than validates, its working scale.
    - Evidence informing base-year allocation inputs; displayed values and growth are calculated: Annual growth input to the 2025 bridge.
    - Evidence informing forecast-year allocation inputs; displayed values and growth are calculated: Annual growth input to the 2025 bridge.
20. UK Civil Aviation Authority - UK aviation officially breaks records with over 300m passenger journeys in 2025
    - Evidence informing base-year allocation inputs; displayed values and growth are calculated: The xx.xx-million UK-and-Crown-Dependency headline constrains the modeled UK country traffic bridge.
    - Evidence informing forecast-year allocation inputs; displayed values and growth are calculated: The xx.xx-million UK-and-Crown-Dependency headline constrains the modeled UK country traffic bridge.
21. Fraport - AI for Monitoring Aviation Security, 22 January 2026
    - Evidence informing base-year allocation inputs; displayed values and growth are calculated: Over xx.xx CT scanners and approximately EUR xx.xx cumulative checkpoint investment support a premium installed-mix premise, not annual national revenue.
    - Evidence informing forecast-year allocation inputs; displayed values and growth are calculated: Over xx.xx CT scanners and approximately EUR xx.xx cumulative checkpoint investment support a premium installed-mix premise, not annual national revenue.
    - Evidence informing base-year allocation inputs; displayed values and growth are calculated: Quantified national deployment provides an independent test of heterogeneous European modernization.
    - Evidence informing forecast-year allocation inputs; displayed values and growth are calculated: Quantified national deployment provides an independent test of heterogeneous European modernization.
22. ECAC - Common Evaluation Process of security equipment
    - Evidence informing base-year allocation inputs; displayed values and growth are calculated: Evaluation is not national approval; no uniform cross-country market-access premium is assumed.
    - Evidence informing forecast-year allocation inputs; displayed values and growth are calculated: Evaluation is not national approval; no uniform cross-country market-access premium is assumed.
23. DHMİ - Havayolunda Cumhuriyet Tarihinin Rekoru, 9 January 2026
    - Evidence informing base-year allocation inputs; displayed values and growth are calculated: Supports the traffic rebasing into the captured Middle Eastern parent.
    - Evidence informing forecast-year allocation inputs; displayed values and growth are calculated: Supports the traffic rebasing into the captured Middle Eastern parent.
24. Smiths Detection - DAEP checkpoint screening contract for Dubai International Airport, 7 May 2025
    - Evidence informing base-year allocation inputs; displayed values and growth are calculated: Purchaser-specific award evidence supports a bounded premium-mix premise, not a GCC-wide allocation.
    - Evidence informing forecast-year allocation inputs; displayed values and growth are calculated: Purchaser-specific award evidence supports a bounded premium-mix premise, not a GCC-wide allocation.
25. Airports Company South Africa - Airport statistics
    - Evidence informing base-year allocation inputs; displayed values and growth are calculated: Provides an operating-network commercial anchor for the regional installed-base premise.
    - Evidence informing forecast-year allocation inputs; displayed values and growth are calculated: Provides an operating-network commercial anchor for the regional installed-base premise.

26. CAAC - 2025 Civil Aviation Industry Development Statistical Bulletin, 17 April 2026
    - Evidence informing base-year allocation inputs; displayed values and growth are calculated: Reports xx.xx mainland airport movements and xx.xx transport airports in 2025; the Hong Kong/Macao extension is modeled.
    - Evidence informing forecast-year allocation inputs; displayed values and growth are calculated: Reports xx.xx mainland airport movements and xx.xx transport airports in 2025; the Hong Kong/Macao extension is modeled.
    - Evidence informing base-year allocation inputs; displayed values and growth are calculated: Large-market traffic and airport-network scale constrain the regional demand model.
    - Evidence informing forecast-year allocation inputs; displayed values and growth are calculated: Large-market traffic and airport-network scale constrain the regional demand model.
27. Sydney Airport - Traffic and Operational Performance Q4 2025
    - Evidence informing base-year allocation inputs; displayed values and growth are calculated: Sydney's xx.xx-million traffic and staged xx.xx-lane/six-of-seven-lane deployment constrain national scale and modernization assumptions.
    - Evidence informing forecast-year allocation inputs; displayed values and growth are calculated: Sydney's xx.xx-million traffic and staged xx.xx-lane/six-of-seven-lane deployment constrain national scale and modernization assumptions.
    - Evidence informing base-year allocation inputs; displayed values and growth are calculated: Quantified staged deployment supports regional heterogeneity, not a common modernization timetable.
    - Evidence informing forecast-year allocation inputs; displayed values and growth are calculated: Quantified staged deployment supports regional heterogeneity, not a common modernization timetable.
28. U.S. Senator Michael Bennet - SAFEGUARDS Act announcement, 23 July 2025
    - Evidence informing base-year allocation inputs; displayed values and growth are calculated: The xx.xx-airport and xx.xx-lane national footprint constrains minimum network support; proposed funding is not counted as realized revenue.
    - Evidence informing forecast-year allocation inputs; displayed values and growth are calculated: The xx.xx-airport and xx.xx-lane national footprint constrains minimum network support; proposed funding is not counted as realized revenue.
29. CATSA's Purchase Order Terms and Conditions
    - Evidence informing base-year allocation inputs; displayed values and growth are calculated: The pre-existing-software clause grants broad license rights without transferring ownership; proprietary ownership alone therefore cannot establish the Closed revenue numerator. ([catsa-acsta.gc.ca](https://www.catsa-acsta.gc.ca/en/publications/catsa-s-purchase-order-terms-and-conditions))
    - Evidence informing forecast-year allocation inputs; displayed values and growth are calculated: The pre-existing-software clause grants broad license rights without transferring ownership; proprietary ownership alone therefore cannot establish the Closed revenue numerator. ([catsa-acsta.gc.ca](https://www.catsa-acsta.gc.ca/en/publications/catsa-s-purchase-order-terms-and-conditions))
30. CATSA 2025 Annual Report - Overview of Activities
    - Evidence informing base-year allocation inputs; displayed values and growth are calculated: The reported modernized passenger coverage constrains an assumption of universally standalone activity, while leaving commercial architecture and revenue attribution unresolved. ([catsa-acsta.gc.ca](https://www.catsa-acsta.gc.ca/en/publications/2025-annual-report/overview-activities))
    - Evidence informing forecast-year allocation inputs; displayed values and growth are calculated: The reported modernized passenger coverage constrains an assumption of universally standalone activity, while leaving commercial architecture and revenue attribution unresolved. ([catsa-acsta.gc.ca](https://www.catsa-acsta.gc.ca/en/publications/2025-annual-report/overview-activities))

9.3. Open Standards-Based Interoperability

Table 124. Global Airport Baggage Screening Systems Market Size, by Open Standards-Based Interoperability, by Region, 2017-2040 (USD Million)

Region	2017	2024	2025	2026	2027	2032	2040	CAGR (%)
Africa	xx.xx	xx.xx	xx.xx	xx.xx	xx.xx	xx.xx	xx.xx	xx.xx
Asia-Pacific	xx.xx	xx.xx	xx.xx	xx.xx	xx.xx	xx.xx	xx.xx	xx.xx
Europe	xx.xx	xx.xx	xx.xx	xx.xx	xx.xx	xx.xx	xx.xx	xx.xx
Latin America	xx.xx	xx.xx	xx.xx	xx.xx	xx.xx	xx.xx	xx.xx	xx.xx
Middle East	xx.xx	xx.xx	xx.xx	xx.xx	xx.xx	xx.xx	xx.xx	xx.xx
North America	xx.xx	xx.xx	xx.xx	xx.xx	xx.xx	xx.xx	xx.xx	xx.xx
Total	**xx.xx**	**xx.xx**	**xx.xx**	**xx.xx**	**xx.xx**	**xx.xx**	**xx.xx**	**xx.xx**

Table 125. Global Airport Baggage Screening Systems Market Size, by Open Standards-Based Interoperability, by Group, 2017-2040 (USD Million)

Group	2017	2024	2025	2026	2027	2032	2040	CAGR (%)
ASEAN	xx.xx	xx.xx	xx.xx	xx.xx	xx.xx	xx.xx	xx.xx	xx.xx
BRICS	xx.xx	xx.xx	xx.xx	xx.xx	xx.xx	xx.xx	xx.xx	xx.xx
European Union	xx.xx	xx.xx	xx.xx	xx.xx	xx.xx	xx.xx	xx.xx	xx.xx
G7	xx.xx	xx.xx	xx.xx	xx.xx	xx.xx	xx.xx	xx.xx	xx.xx
GCC	xx.xx	xx.xx	xx.xx	xx.xx	xx.xx	xx.xx	xx.xx	xx.xx
NATO	xx.xx	xx.xx	xx.xx	xx.xx	xx.xx	xx.xx	xx.xx	xx.xx

Table 126. Global Airport Baggage Screening Systems Market Size, by Open Standards-Based Interoperability, by Country, 2017-2040 (USD Million)

Country	2017	2024	2025	2026	2027	2032	2040	CAGR (%)
Australia	xx.xx	xx.xx	xx.xx	xx.xx	xx.xx	xx.xx	xx.xx	xx.xx
Brazil	xx.xx	xx.xx	xx.xx	xx.xx	xx.xx	xx.xx	xx.xx	xx.xx
Canada	xx.xx	xx.xx	xx.xx	xx.xx	xx.xx	xx.xx	xx.xx	xx.xx
China	xx.xx	xx.xx	xx.xx	xx.xx	xx.xx	xx.xx	xx.xx	xx.xx
France	xx.xx	xx.xx	xx.xx	xx.xx	xx.xx	xx.xx	xx.xx	xx.xx
Germany	xx.xx	xx.xx	xx.xx	xx.xx	xx.xx	xx.xx	xx.xx	xx.xx
India	xx.xx	xx.xx	xx.xx	xx.xx	xx.xx	xx.xx	xx.xx	xx.xx
Italy	xx.xx	xx.xx	xx.xx	xx.xx	xx.xx	xx.xx	xx.xx	xx.xx
Japan	xx.xx	xx.xx	xx.xx	xx.xx	xx.xx	xx.xx	xx.xx	xx.xx
Mexico	xx.xx	xx.xx	xx.xx	xx.xx	xx.xx	xx.xx	xx.xx	xx.xx
Russia	xx.xx	xx.xx	xx.xx	xx.xx	xx.xx	xx.xx	xx.xx	xx.xx
South Korea	xx.xx	xx.xx	xx.xx	xx.xx	xx.xx	xx.xx	xx.xx	xx.xx
Spain	xx.xx	xx.xx	xx.xx	xx.xx	xx.xx	xx.xx	xx.xx	xx.xx
United Kingdom	xx.xx	xx.xx	xx.xx	xx.xx	xx.xx	xx.xx	xx.xx	xx.xx
United States	xx.xx	xx.xx	xx.xx	xx.xx	xx.xx	xx.xx	xx.xx	xx.xx
Others	xx.xx	xx.xx	xx.xx	xx.xx	xx.xx	xx.xx	xx.xx	xx.xx
Total	**xx.xx**	**xx.xx**	**xx.xx**	**xx.xx**	**xx.xx**	**xx.xx**	**xx.xx**	**xx.xx**

Sources & Evidence

1. Open Architecture for Airport Security Systems, Second Edition

   · Taxonomy evidence: Open architecture is associated with available, documented interfaces and standards-based exchange; partial compliance is possible and must be identified. ([aci-europe.org](https://aci-europe.org/downloads/resources/Open%20Architecture%20for%20Airport%20Security%20Systems%202nd%20Edition.pdf))

   · Evidence informing base-year allocation inputs; displayed values and growth are calculated: Allows identified partial compliance and discusses accountable integration responsibilities; supports scoped open attribution, not whole-purchase reclassification. ([aci-europe.org](https://aci-europe.org/downloads/resources/Open%20Architecture%20for%20Airport%20Security%20Systems%202nd%20Edition.pdf))

   · Evidence informing forecast-year allocation inputs; displayed values and growth are calculated: Allows identified partial compliance and discusses accountable integration responsibilities; supports scoped open attribution, not whole-purchase reclassification. ([aci-europe.org](https://aci-europe.org/downloads/resources/Open%20Architecture%20for%20Airport%20Security%20Systems%202nd%20Edition.pdf))

2. House Report 119-173 - Department of Homeland Security Appropriations Bill, 2026

   · Evidence informing the 2030 market-value input; displayed series and growth include calculations: The aging installed fleet supports replacement demand, but does not establish the forecast's realization dates or annual purchasing rate. ([govinfo.gov](https://www.govinfo.gov/content/pkg/CRPT-119hrpt173/html/CRPT-119hrpt173.htm))

3. GAO-24-106573 - DHS Annual Assessment: Most Programs Are Meeting Current Goals, but Some Continue to Face Cost and Schedule Challenges
   - Evidence informing the 2026 market-value input; displayed series and growth include calculations: Reports plans for xx.xx checkpoint systems and xx.xx increment-one deployments by September 2023; supports an incomplete replacement cycle rather than universal CT adoption. ([gao.gov](https://www.gao.gov/assets/gao-xx.xx-xx.xx.pdf))
4. Global Airport Passenger Traffic Reaches Record 9.8 Billion in 2025, Airports Council International World reports
   - Evidence informing the 2026 market-value input; displayed series and growth include calculations: Reports cooling passenger-growth momentum in 2026, supporting moderation of traffic-driven equipment expansion despite continuing replacement demand. ([aci.aero](https://aci.aero/2026/xx.xx/xx.xx/global-airport-passenger-traffic-reaches-record-xx.xx-xx.xx-billion-in-2025-airports-council-international-world-reports/))
   - Evidence informing base-year allocation inputs; displayed values and growth are calculated: Full-year 2025 traffic weakness qualifies the mature-market expansion assumption.
   - Evidence informing forecast-year allocation inputs; displayed values and growth are calculated: Full-year 2025 traffic weakness qualifies the mature-market expansion assumption.
   - Evidence informing base-year allocation inputs; displayed values and growth are calculated: Full-year growth provides a regional direction check, not an equipment-share observation.
   - Evidence informing forecast-year allocation inputs; displayed values and growth are calculated: Full-year growth provides a regional direction check, not an equipment-share observation.
   - Evidence informing base-year allocation inputs; displayed values and growth are calculated: Full-year traffic growth constrains the regional demand premise.
   - Evidence informing forecast-year allocation inputs; displayed values and growth are calculated: Full-year traffic growth constrains the regional demand premise.
   - Evidence informing forecast-year allocation inputs; displayed values and growth are calculated: The reported first-half 2026 decline of xx.xx% constrains the recovery scenario.
   - Evidence informing base-year allocation inputs; displayed values and growth are calculated: Reported 2025 growth provides a demand-direction check; procurement intensity remains assumed.
   - Evidence informing forecast-year allocation inputs; displayed values and growth are calculated: Reported 2025 growth provides a demand-direction check; procurement intensity remains assumed.
   - Evidence informing base-year allocation inputs; displayed values and growth are calculated: Reported traffic momentum supports differentiated demand, not the final modeled forecast share.
   - Evidence informing forecast-year allocation inputs; displayed values and growth are calculated: Reported traffic momentum supports differentiated demand, not the final modeled forecast share.
5. Smiths Group PLC - Full Year Results for the 12 Months Ended 31 July 2025
   - Evidence informing the 2024 market-value input; displayed series and growth include calculations: Discloses aviation original-equipment revenue of xx.xx and aftermarket revenue of xx.xx for FY2024; supplies historical cycle proxies. ([www-live.smiths.com](https://www-live.smiths.com/media/snqpxwkd/smiths-group-plc-annual-results-2025-press-release.pdf))
   - Evidence informing the 2027 market-value input; displayed series and growth include calculations: Reports approximately xx.xx cumulative CTiX sales and continuing aviation upgrade demand; supports replacement activity, not an observed global forecast. ([www-live.smiths.com](https://www-live.smiths.com/media/snqpxwkd/smiths-group-plc-annual-results-2025-press-release.pdf))

6. Smiths Group PLC - Annual Report & Accounts FY2023
   - Evidence informing the 2022 market-value input; displayed series and growth include calculations: Reports FY2022 aviation original-equipment revenue of xx.xx, used as a dimensionless historical capital-cycle proxy. ([www-live.smiths.com](https://www-live.smiths.com/media/phjp1j44/smiths-annual-report-2023.pdf))
   - Evidence informing the 2023 market-value input; displayed series and growth include calculations: Reports FY2023 aviation original-equipment revenue of xx.xx and aftermarket revenue of xx.xx; supports the modeled recovery direction. ([www-live.smiths.com](https://www-live.smiths.com/media/phjp1j44/smiths-annual-report-2023.pdf))
7. Smiths Group PLC - Annual Report FY2022
   - Evidence informing the 2021 market-value input; displayed series and growth include calculations: Reports FY2021 aviation revenue of xx.xx, providing a historical purchasing-cycle reference rather than a global observation. ([www-live.smiths.com](https://www-live.smiths.com/media/xjvdpblr/smiths-annual-report-2022-report.pdf))
   - Evidence informing the 2022 market-value input; displayed series and growth include calculations: Reports FY2022 aviation revenue of xx.xx and continued weakness in aviation original equipment; supports a delayed capital-spending trough. ([www-live.smiths.com](https://www-live.smiths.com/media/xjvdpblr/smiths-annual-report-2022-report.pdf))
8. Smiths Group PLC - Annual Results for the Year Ended 31 July 2019
   - Evidence informing the 2018 market-value input; displayed series and growth include calculations: Reports FY2018 aviation revenue of xx.xx, supplying the historical comparison underlying the backcast. ([smiths.com](https://www.smiths.com/media/u4wla1bw/smiths-group-plc-annual-results-2019-press-release.pdf))
   - Evidence informing the 2019 market-value input; displayed series and growth include calculations: Reports FY2019 aviation revenue of xx.xx and customer delivery deferrals, qualifying a traffic-only growth model. ([smiths.com](https://www.smiths.com/media/u4wla1bw/smiths-group-plc-annual-results-2019-press-release.pdf))
   - Evidence informing the 2020 market-value input; displayed series and growth include calculations: Identifies deliveries deferred into FY2020; supports the possibility of backlog-supported spending despite a contemporaneous traffic shock, not the exact modeled growth rate. ([smiths.com](https://www.smiths.com/media/u4wla1bw/smiths-group-plc-annual-results-2019-press-release.pdf))
9. ACI World - The High-Wire Balancing Act: Global Air Transport Demand in 2018 and 2019
   - Evidence informing the 2017 market-value input; displayed series and growth include calculations: Reports xx.xx airport passengers and xx.xx% growth in 2018; the growth observation informs the 2017 backcast bridge. ([blog.aci.aero](https://blog.aci.aero/airport-economics/the-high-wire-balancing-act-global-air-transport-demand-in-2018-and-2019/))
   - Evidence informing the 2018 market-value input; displayed series and growth include calculations: Provides the observed 2018 traffic-growth reference, not an equipment-market growth observation. ([blog.aci.aero](https://blog.aci.aero/airport-economics/the-high-wire-balancing-act-global-air-transport-demand-in-2018-and-2019/))
10. ICAO A42-WP/556 - State of the Industry and Outlook for Airport Traffic, Presented by ACI
    - Evidence informing the 2020 market-value input; displayed series and growth include calculations: Records the collapse from xx.xx airport passengers in 2019 to xx.xx in 2020; constrains the shock and funding-risk interpretation. ([icao.int](https://www.icao.int/sites/default/files/Meetings/a42/Documents/WP/wp_556_en.pdf))
    - Evidence informing the 2021 market-value input; displayed series and growth include calculations: Reports xx.xx airport passengers in 2021, supporting a prolonged funding and activity shock. ([icao.int](https://www.icao.int/sites/default/files/Meetings/a42/Documents/WP/wp_556_en.pdf))
    - Evidence informing the 2023 market-value input; displayed series and growth include calculations: Reports xx.xx airport passengers in 2023; traffic recovery is distinguished from equipment purchasing. ([icao.int](https://www.icao.int/sites/default/files/Meetings/a42/Documents/WP/wp_556_en.pdf))
    - Evidence informing the 2024 market-value input; displayed series and growth include calculations: Reports xx.xx airport passengers in 2024, providing a demand recovery cross-check. ([icao.int](https://www.icao.int/sites/default/files/Meetings/a42/Documents/WP/wp_556_en.pdf))

11. Port of Seattle - Baggage Handling System Optimization
    - Evidence informing the 2029 market-value input; displayed series and growth include calculations: Seattle plans to consolidate six baggage-screening systems, increase supported passenger capacity, and reduce screening-machine demand. Supports integration spending without one-for-one detector growth. ([portseattle.org](https://www.portseattle.org/projects/baggage-handling-system-optimization))
    - Evidence informing the 2032 market-value input; displayed series and growth include calculations: The consolidation example constrains equipment-volume assumptions; its whole baggage-handling project value is excluded from market sizing. ([portseattle.org](https://www.portseattle.org/projects/baggage-handling-system-optimization))
    - Evidence informing the 2040 market-value input; displayed series and growth include calculations: Provides a commercial counterexample to extrapolating passenger growth directly into machine counts throughout the long-range forecast. ([portseattle.org](https://www.portseattle.org/projects/baggage-handling-system-optimization))
12. Smiths Group PLC - Half Year Results for the Six Months Ended 31 January 2026
    - Evidence informing the 2026 market-value input; displayed series and growth include calculations: Reports xx.xx% organic growth for Smiths Detection in HY2026, with aviation checkpoint upgrades contributing. Supports a positive 2026 nowcast, not a directly observed global growth rate. ([www-live.smiths.com](https://www-live.smiths.com/media/villk35h/smiths-hy26-results-press-release.pdf))
13. ACI World - Biannual global air travel demand update, 30 September 2025
    - Evidence informing base-year allocation inputs; displayed values and growth are calculated: Regional traffic-scale input; geographic rebasing and spending intensities are modeled.
    - Evidence informing forecast-year allocation inputs; displayed values and growth are calculated: Regional traffic-scale input; geographic rebasing and spending intensities are modeled.
    - Evidence informing base-year allocation inputs; displayed values and growth are calculated: Regional traffic-scale input; Mexico is reassigned to its captured North American parent.
    - Evidence informing forecast-year allocation inputs; displayed values and growth are calculated: Regional traffic-scale input; Mexico is reassigned to its captured North American parent.
    - Evidence informing base-year allocation inputs; displayed values and growth are calculated: Regional traffic-scale input; source membership differs from the captured hierarchy.
    - Evidence informing forecast-year allocation inputs; displayed values and growth are calculated: Regional traffic-scale input; source membership differs from the captured hierarchy.
    - Evidence informing base-year allocation inputs; displayed values and growth are calculated: Regional traffic-scale input before the modeled Turkey and Israel bridge.
    - Evidence informing forecast-year allocation inputs; displayed values and growth are calculated: Regional traffic-scale input before the modeled Turkey and Israel bridge.
    - Evidence informing base-year allocation inputs; displayed values and growth are calculated: The xx.xx-million 2025 traffic estimate constrains the regional demand proxy, not equipment spending.
    - Evidence informing forecast-year allocation inputs; displayed values and growth are calculated: The xx.xx-million 2025 traffic estimate constrains the regional demand proxy, not equipment spending.
    - Evidence informing base-year allocation inputs; displayed values and growth are calculated: The xx.xx-billion 2025 traffic estimate constrains regional scale; forecast purchasing convergence is assumed.
    - Evidence informing forecast-year allocation inputs; displayed values and growth are calculated: The xx.xx-billion 2025 traffic estimate constrains regional scale; forecast purchasing convergence is assumed.

14. CATSA - 2025 Annual Report, Management's Discussion and Analysis
    - Evidence informing base-year allocation inputs; displayed values and growth are calculated: C$xx.xx EDS capital expenditure constrains the Canadian expenditure calibration; baggage attribution is modeled.
    - Evidence informing forecast-year allocation inputs; displayed values and growth are calculated: C$xx.xx EDS capital expenditure constrains the Canadian expenditure calibration; baggage attribution is modeled.
    - Evidence informing base-year allocation inputs; displayed values and growth are calculated: Buyer-spending calibration supports a premium regional equipment/support intensity, not an observed regional share.
    - Evidence informing forecast-year allocation inputs; displayed values and growth are calculated: Buyer-spending calibration supports a premium regional equipment/support intensity, not an observed regional share.
15. Leidos - Leidos wins TSA logistics contract, 23 January 2025
    - Evidence informing base-year allocation inputs; displayed values and growth are calculated: The eight-year, USD xx.xx maximum sustainment award covers xx.xx units at over xx.xx locations; scope and realization adjustments are modeled.
    - Evidence informing forecast-year allocation inputs; displayed values and growth are calculated: The eight-year, USD xx.xx maximum sustainment award covers xx.xx units at over xx.xx locations; scope and realization adjustments are modeled.
    - Evidence informing base-year allocation inputs; displayed values and growth are calculated: Supports recurring-support scale and manufacturer-coordination constraints, not unrestricted service access.
    - Evidence informing forecast-year allocation inputs; displayed values and growth are calculated: Supports recurring-support scale and manufacturer-coordination constraints, not unrestricted service access.
16. ACI-LAC - Air Traffic in Latin America and the Caribbean Maintains Growth Trajectory with a 5% Increase in 2025
    - Evidence informing base-year allocation inputs; displayed values and growth are calculated: Brazil's xx.xx-million airport-traffic aggregate constrains its demand scale; equipment intensity remains modeled.
    - Evidence informing forecast-year allocation inputs; displayed values and growth are calculated: Brazil's xx.xx-million airport-traffic aggregate constrains its demand scale; equipment intensity remains modeled.
    - Evidence informing base-year allocation inputs; displayed values and growth are calculated: Regional traffic evidence constrains the common country model while leaving uncatalogued activity.
    - Evidence informing forecast-year allocation inputs; displayed values and growth are calculated: Regional traffic evidence constrains the common country model while leaving uncatalogued activity.
17. Eurostat - Air passenger transport statistics, December 2025, Table 1: 2024 country traffic
    - Evidence informing base-year allocation inputs; displayed values and growth are calculated: Traffic primitive.
    - Evidence informing forecast-year allocation inputs; displayed values and growth are calculated: Traffic primitive.
18. Eurostat - Air passenger transport: data by month
    - Evidence informing base-year allocation inputs; displayed values and growth are calculated: Interim country changes inform assumed 2025 bridges; domestic endpoint and expenditure adjustments remain modeled.
    - Evidence informing forecast-year allocation inputs; displayed values and growth are calculated: Interim country changes inform assumed 2025 bridges; domestic endpoint and expenditure adjustments remain modeled.

19. ACI EUROPE - 2025 all about traffic resilience as Europe's airports welcomed an additional 100 million passengers
    - Evidence informing base-year allocation inputs; displayed values and growth are calculated: Country growth heterogeneity constrains the shared European purchasing model.
    - Evidence informing forecast-year allocation inputs; displayed values and growth are calculated: Country growth heterogeneity constrains the shared European purchasing model.
    - Evidence informing base-year allocation inputs; displayed values and growth are calculated: Published Russian weakness constrains, rather than validates, its working scale.
    - Evidence informing forecast-year allocation inputs; displayed values and growth are calculated: Published Russian weakness constrains, rather than validates, its working scale.
    - Evidence informing base-year allocation inputs; displayed values and growth are calculated: Annual growth input to the 2025 bridge.
    - Evidence informing forecast-year allocation inputs; displayed values and growth are calculated: Annual growth input to the 2025 bridge.
20. UK Civil Aviation Authority - UK aviation officially breaks records with over 300m passenger journeys in 2025
    - Evidence informing base-year allocation inputs; displayed values and growth are calculated: The xx.xx-million UK-and-Crown-Dependency headline constrains the modeled UK country traffic bridge.
    - Evidence informing forecast-year allocation inputs; displayed values and growth are calculated: The xx.xx-million UK-and-Crown-Dependency headline constrains the modeled UK country traffic bridge.
21. Fraport - AI for Monitoring Aviation Security, 22 January 2026
    - Evidence informing base-year allocation inputs; displayed values and growth are calculated: Over xx.xx CT scanners and approximately EUR xx.xx cumulative checkpoint investment support a premium installed-mix premise, not annual national revenue.
    - Evidence informing forecast-year allocation inputs; displayed values and growth are calculated: Over xx.xx CT scanners and approximately EUR xx.xx cumulative checkpoint investment support a premium installed-mix premise, not annual national revenue.
    - Evidence informing base-year allocation inputs; displayed values and growth are calculated: Quantified national deployment provides an independent test of heterogeneous European modernization.
    - Evidence informing forecast-year allocation inputs; displayed values and growth are calculated: Quantified national deployment provides an independent test of heterogeneous European modernization.
22. ECAC - Common Evaluation Process of security equipment
    - Evidence informing base-year allocation inputs; displayed values and growth are calculated: Evaluation is not national approval; no uniform cross-country market-access premium is assumed.
    - Evidence informing forecast-year allocation inputs; displayed values and growth are calculated: Evaluation is not national approval; no uniform cross-country market-access premium is assumed.
23. DHMİ - Havayolunda Cumhuriyet Tarihinin Rekoru, 9 January 2026
    - Evidence informing base-year allocation inputs; displayed values and growth are calculated: Supports the traffic rebasing into the captured Middle Eastern parent.
    - Evidence informing forecast-year allocation inputs; displayed values and growth are calculated: Supports the traffic rebasing into the captured Middle Eastern parent.
24. Smiths Detection - DAEP checkpoint screening contract for Dubai International Airport, 7 May 2025
    - Evidence informing base-year allocation inputs; displayed values and growth are calculated: Purchaser-specific award evidence supports a bounded premium-mix premise, not a GCC-wide allocation.
    - Evidence informing forecast-year allocation inputs; displayed values and growth are calculated: Purchaser-specific award evidence supports a bounded premium-mix premise, not a GCC-wide allocation.
25. Airports Company South Africa - Airport statistics
    - Evidence informing base-year allocation inputs; displayed values and growth are calculated: Provides an operating-network commercial anchor for the regional installed-base premise.
    - Evidence informing forecast-year allocation inputs; displayed values and growth are calculated: Provides an operating-network commercial anchor for the regional installed-base premise.

26. CAAC - 2025 Civil Aviation Industry Development Statistical Bulletin, 17 April 2026
    - Evidence informing base-year allocation inputs; displayed values and growth are calculated: Reports xx.xx mainland airport movements and xx.xx transport airports in 2025; the Hong Kong/Macao extension is modeled.
    - Evidence informing forecast-year allocation inputs; displayed values and growth are calculated: Reports xx.xx mainland airport movements and xx.xx transport airports in 2025; the Hong Kong/Macao extension is modeled.
    - Evidence informing base-year allocation inputs; displayed values and growth are calculated: Large-market traffic and airport-network scale constrain the regional demand model.
    - Evidence informing forecast-year allocation inputs; displayed values and growth are calculated: Large-market traffic and airport-network scale constrain the regional demand model.
27. Sydney Airport - Traffic and Operational Performance Q4 2025
    - Evidence informing base-year allocation inputs; displayed values and growth are calculated: Sydney's xx.xx-million traffic and staged xx.xx-lane/six-of-seven-lane deployment constrain national scale and modernization assumptions.
    - Evidence informing forecast-year allocation inputs; displayed values and growth are calculated: Sydney's xx.xx-million traffic and staged xx.xx-lane/six-of-seven-lane deployment constrain national scale and modernization assumptions.
    - Evidence informing base-year allocation inputs; displayed values and growth are calculated: Quantified staged deployment supports regional heterogeneity, not a common modernization timetable.
    - Evidence informing forecast-year allocation inputs; displayed values and growth are calculated: Quantified staged deployment supports regional heterogeneity, not a common modernization timetable.
28. U.S. Senator Michael Bennet - SAFEGUARDS Act announcement, 23 July 2025
    - Evidence informing base-year allocation inputs; displayed values and growth are calculated: The xx.xx-airport and xx.xx-lane national footprint constrains minimum network support; proposed funding is not counted as realized revenue.
    - Evidence informing forecast-year allocation inputs; displayed values and growth are calculated: The xx.xx-airport and xx.xx-lane national footprint constrains minimum network support; proposed funding is not counted as realized revenue.
29. CATSA's Purchase Order Terms and Conditions
    - Evidence informing base-year allocation inputs; displayed values and growth are calculated: Software modification rights are not themselves proof of standards-based interfaces or independent component substitution; supports conservative classification. ([catsa-acsta.gc.ca](https://www.catsa-acsta.gc.ca/en/publications/catsa-s-purchase-order-terms-and-conditions))
    - Evidence informing forecast-year allocation inputs; displayed values and growth are calculated: Software modification rights are not themselves proof of standards-based interfaces or independent component substitution; supports conservative classification. ([catsa-acsta.gc.ca](https://www.catsa-acsta.gc.ca/en/publications/catsa-s-purchase-order-terms-and-conditions))
30. Smiths Detection Delivers Fully Automated International Remote Baggage Screening System Between South Korea and the United States
    - Evidence informing base-year allocation inputs; displayed values and growth are calculated: The January xx.xx 2026 disclosure identifies xx.xx software licenses and DICOS V3.xx.xx exchange, and dates operational service to August 2025. Supports commercial standards-based activity and forecast feasibility, not an observed global share or a confirmed 2025 license inventory. ([smithsdetection.com](https://www.smithsdetection.com/press-releases/smiths-detection-delivers-fully-automated-international-remote-baggage-screening-system-between-south-korea-and-the-united-states/))
    - Evidence informing forecast-year allocation inputs; displayed values and growth are calculated: The January xx.xx 2026 disclosure identifies xx.xx software licenses and DICOS V3.xx.xx exchange, and dates operational service to August 2025. Supports commercial standards-based activity and forecast feasibility, not an observed global share or a confirmed 2025 license inventory. ([smithsdetection.com](https://www.smithsdetection.com/press-releases/smiths-detection-delivers-fully-automated-international-remote-baggage-screening-system-between-south-korea-and-the-united-states/))

31. SeeTrue Marks Milestone with Over 100 X-ray Checkpoint Installations of Advanced AI-Based Threat Detection Software

- Evidence informing base-year allocation inputs; displayed values and growth are calculated: The December xx.xx 2024 announcement reports the 100th operational screening lane across airports and other sectors. Provides a limited commercial-adoption scale check; it is neither airport-only nor a census of standards-based entitlements.
([seetrue.ai](https://www.seetrue.ai/seetrue-marks-milestone-with-over-xx.xx-x-ray-checkpoint-installations-of-advanced-ai-based-threat-detection-software/))

- Evidence informing forecast-year allocation inputs; displayed values and growth are calculated: The December xx.xx 2024 announcement reports the 100th operational screening lane across airports and other sectors. Provides a limited commercial-adoption scale check; it is neither airport-only nor a census of standards-based entitlements.
([seetrue.ai](https://www.seetrue.ai/seetrue-marks-milestone-with-over-xx.xx-x-ray-checkpoint-installations-of-advanced-ai-based-threat-detection-software/))

10. Airport Baggage Screening Systems Market, by Screening Application

[illegible] Cabin-baggage buyers should therefore specify the passenger-facing checkpoint deliverable, while checked-baggage buyers must resolve screening-related transport interfaces and acceptance responsibility. A common detector family does not make these procurement packages equivalent.

Non-Passenger Property Screening has a separate constituency and authorization context. [illegible] The commercial opportunity depends on the authority's actual program and purchasing requirement, not simply on the presence of airport employees.

[illegible] This supports treating terminal-entrance baggage requirements separately from the subsequent aviation checkpoint. Suppliers should establish the entrance-screening purchaser, authorized equipment scope, and support arrangement before extending a checkpoint offer to this application; the airport example does not establish a universal terminal-entry requirement.

Customs and Border Baggage Inspection also has its own commissioning relationship. [illegible] A supplier should pursue the customs authority's stated inspection requirement and procurement arrangement, not assume that an aviation-security acceptance or airport-wide supplier appointment settles access to this mission.

Figure 14. Global Airport Baggage Screening Systems Market Size, by Screening Application, 2025 (%)

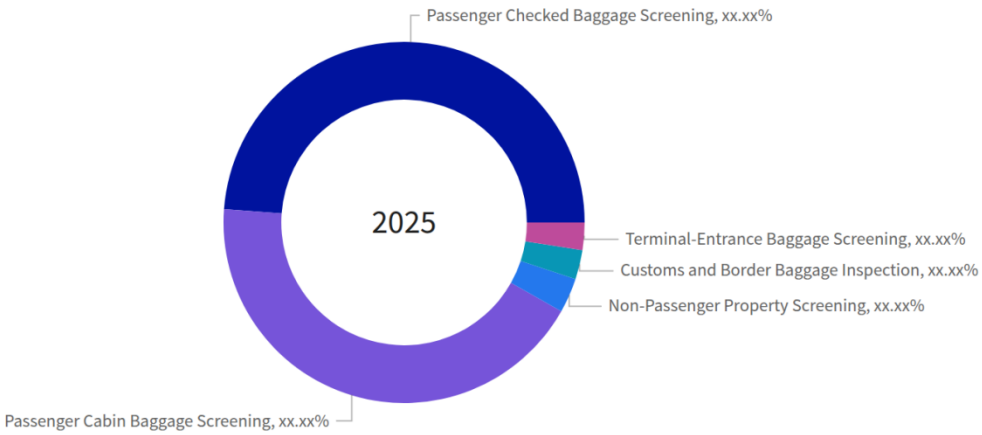

Figure 15. Global Airport Baggage Screening Systems Market, by Screening Application, 2032 (USD Million)

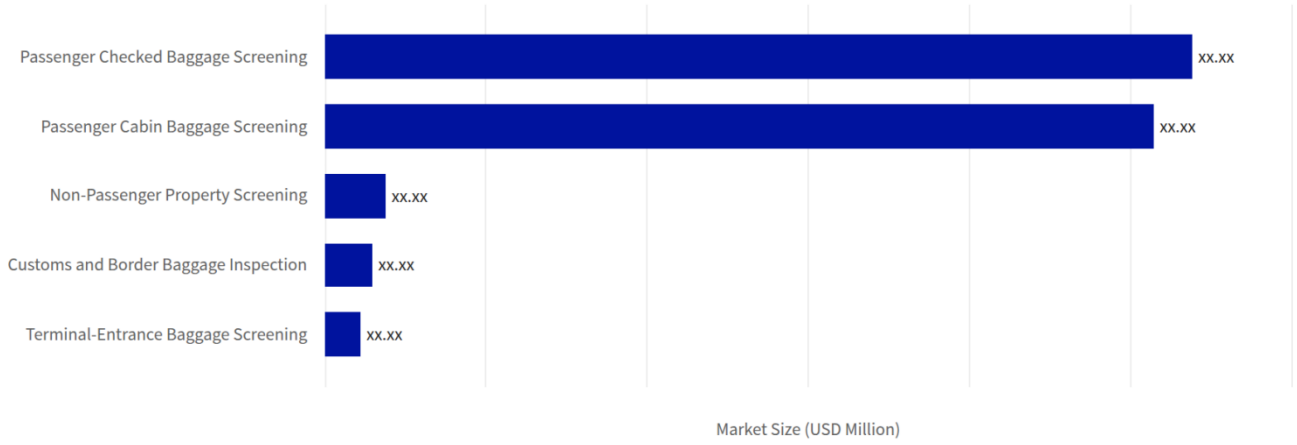

Table 127. Global Airport Baggage Screening Systems Market, by Screening Application growth contribution, 2025-2032

Category	2025 value (USD Million)	2032 value (USD Million)	Added value (USD Million)	2025 share (%)	2032 share (%)	Change (pp)	Growth share (%)	CAGR (%)
Customs and Border Baggage Inspection	xx.xx	xx.xx	xx.xx	xx.xx	xx.xx	xx.xx	xx.xx	xx.xx
Non-Passenger Property Screening	xx.xx	xx.xx	xx.xx	xx.xx	xx.xx	xx.xx	xx.xx	xx.xx
Passenger Cabin Baggage Screening	xx.xx	xx.xx	xx.xx	xx.xx	xx.xx	xx.xx	xx.xx	xx.xx
Passenger Checked Baggage Screening	xx.xx	xx.xx	xx.xx	xx.xx	xx.xx	xx.xx	xx.xx	xx.xx
Terminal-Entrance Baggage Screening	xx.xx	xx.xx	xx.xx	xx.xx	xx.xx	xx.xx	xx.xx	xx.xx
Scope total	**xx.xx**	**xx.xx**	**xx.xx**	**xx.xx**	**xx.xx**	**xx.xx**	**xx.xx**	**xx.xx**

Table 128. Global Airport Baggage Screening Systems Market Size, by Screening Application, 2017-2040 (USD Million)

Screening Application	2017	2024	2025	2026	2027	2032	2040	CAGR (%)
Customs and Border Baggage Inspection	xx.xx	xx.xx	xx.xx	xx.xx	xx.xx	xx.xx	xx.xx	xx.xx
Non-Passenger Property Screening	xx.xx	xx.xx	xx.xx	xx.xx	xx.xx	xx.xx	xx.xx	xx.xx
Passenger Cabin Baggage Screening	xx.xx	xx.xx	xx.xx	xx.xx	xx.xx	xx.xx	xx.xx	xx.xx
Passenger Checked Baggage Screening	xx.xx	xx.xx	xx.xx	xx.xx	xx.xx	xx.xx	xx.xx	xx.xx
Terminal-Entrance Baggage Screening	xx.xx	xx.xx	xx.xx	xx.xx	xx.xx	xx.xx	xx.xx	xx.xx
Total	**xx.xx**	**xx.xx**	**xx.xx**	**xx.xx**	**xx.xx**	**xx.xx**	**xx.xx**	**xx.xx**

Sources & Evidence

1. CATSA Functions, Programs and Activities

   · CATSA includes equipment purchase, baggage-handling integration, maintenance, and equipment training within its hold-baggage activities.

   · Evidence informing base-year allocation inputs; displayed values and growth are calculated: Hold-baggage activities include equipment purchase, baggage-handling integration and equipment maintenance, supporting the checked-baggage capital and lifecycle boundary.

   · Evidence informing forecast-year allocation inputs; displayed values and growth are calculated: Hold-baggage activities include equipment purchase, baggage-handling integration and equipment maintenance, supporting the checked-baggage capital and lifecycle boundary.

   · Evidence informing base-year allocation inputs; displayed values and growth are calculated: Non-passenger screening covers airport workers and their belongings; only attributable property-screening offerings enter this allocation.

   · Evidence informing forecast-year allocation inputs; displayed values and growth are calculated: Non-passenger screening covers airport workers and their belongings; only attributable property-screening offerings enter this allocation.

2. Corporate Plan 2024-25 to 2028-29 Summary - Overview

   · CATSA defines pre-board screening around carry-on belongings before secure-area entry, hold-baggage screening before aircraft loading, and non-passenger screening to include staff and service-provider belongings.

   · Taxonomy evidence: CATSA's corporate-plan overview separately identifies pre-board, hold-baggage and non-passenger screening, providing an official program basis for distinguishing their property-screening missions. It does not establish the full global market boundary. ([catsa-acsta.gc.ca](https://www.catsa-acsta.gc.ca/en/publications/overview))

3. About the security control itself

   · Fraport TAV Antalya Airport's guidance distinguishes terminal-entry security from a later security check and describes X-ray screening of carried items. It does not establish a universal terminal-entry procurement requirement.

   · Evidence informing base-year allocation inputs; displayed values and growth are calculated: The airport operator distinguishes terminal-entry security from a subsequent checkpoint. This supports a separate entrance-screening mission while providing no global prevalence or spending share.

   · Evidence informing forecast-year allocation inputs; displayed values and growth are calculated: The airport operator distinguishes terminal-entry security from a subsequent checkpoint. This supports a separate entrance-screening mission while providing no global prevalence or spending share.

4. EMSD Provides Comprehensive Support for Terminal 2 Commissioning

   · EMSD's June 2026 account describes procurement and installation assistance for Customs and Excise baggage and parcel X-ray equipment at Hong Kong International Airport Terminal xx.xx.

   · Evidence informing forecast-year allocation inputs; displayed values and growth are calculated: The June 2026 account identifies baggage-and-parcel equipment procurement and installation for the customs authority at Terminal xx.xx. It supports a separate commissioning mission but does not isolate baggage expenditure.

5. House Report 119-173 - Department of Homeland Security Appropriations Bill, 2026

   · Evidence informing the 2030 market-value input; displayed series and growth include calculations: The aging installed fleet supports replacement demand, but does not establish the forecast's realization dates or annual purchasing rate. ([govinfo.gov](https://www.govinfo.gov/content/pkg/CRPT-119hrpt173/html/CRPT-119hrpt173.htm))

   · Evidence informing forecast-year allocation inputs; displayed values and growth are calculated: The report identifies xx.xx end-of-life systems within a xx.xx-system checked-baggage fleet. This constrains renewal exposure, not realized annual purchasing or a verified global replacement deadline.

6. GAO-24-106573 - DHS Annual Assessment: Most Programs Are Meeting Current Goals, but Some Continue to Face Cost and Schedule Challenges
   · Evidence informing the 2026 market-value input; displayed series and growth include calculations: Reports plans for xx.xx checkpoint systems and xx.xx increment-one deployments by September 2023; supports an incomplete replacement cycle rather than universal CT adoption. ([gao.gov](https://www.gao.gov/assets/gao-xx.xx-xx.xx.pdf))
   · Evidence informing base-year allocation inputs; displayed values and growth are calculated: The assessment records xx.xx checkpoint systems deployed by September 2023 against an eventual xx.xx-system program. This supports an incomplete replacement cycle and qualifies any assumption of universal CT adoption.
   · Evidence informing forecast-year allocation inputs; displayed values and growth are calculated: The assessment records xx.xx checkpoint systems deployed by September 2023 against an eventual xx.xx-system program. This supports an incomplete replacement cycle and qualifies any assumption of universal CT adoption.
7. Global Airport Passenger Traffic Reaches Record 9.8 Billion in 2025, Airports Council International World reports
   · Evidence informing the 2026 market-value input; displayed series and growth include calculations: Reports cooling passenger-growth momentum in 2026, supporting moderation of traffic-driven equipment expansion despite continuing replacement demand. ([aci.aero](https://aci.aero/2026/xx.xx/xx.xx/global-airport-passenger-traffic-reaches-record-xx.xx-xx.xx-billion-in-2025-airports-council-international-world-reports/))
8. Smiths Group PLC - Full Year Results for the 12 Months Ended 31 July 2025
   · Evidence informing the 2024 market-value input; displayed series and growth include calculations: Discloses aviation original-equipment revenue of xx.xx and aftermarket revenue of xx.xx for FY2024; supplies historical cycle proxies. ([www-live.smiths.com](https://www-live.smiths.com/media/snqpxwkd/smiths-group-plc-annual-results-2025-press-release.pdf))
   · Evidence informing the 2027 market-value input; displayed series and growth include calculations: Reports approximately xx.xx cumulative CTiX sales and continuing aviation upgrade demand; supports replacement activity, not an observed global forecast. ([www-live.smiths.com](https://www-live.smiths.com/media/snqpxwkd/smiths-group-plc-annual-results-2025-press-release.pdf))
9. Smiths Group PLC - Annual Report & Accounts FY2023
   · Evidence informing the 2022 market-value input; displayed series and growth include calculations: Reports FY2022 aviation original-equipment revenue of xx.xx, used as a dimensionless historical capital-cycle proxy. ([www-live.smiths.com](https://www-live.smiths.com/media/phjp1j44/smiths-annual-report-2023.pdf))
   · Evidence informing the 2023 market-value input; displayed series and growth include calculations: Reports FY2023 aviation original-equipment revenue of xx.xx and aftermarket revenue of xx.xx; supports the modeled recovery direction. ([www-live.smiths.com](https://www-live.smiths.com/media/phjp1j44/smiths-annual-report-2023.pdf))
10. Smiths Group PLC - Annual Report FY2022
   · Evidence informing the 2021 market-value input; displayed series and growth include calculations: Reports FY2021 aviation revenue of xx.xx, providing a historical purchasing-cycle reference rather than a global observation. ([www-live.smiths.com](https://www-live.smiths.com/media/xjvdpblr/smiths-annual-report-2022-report.pdf))
   · Evidence informing the 2022 market-value input; displayed series and growth include calculations: Reports FY2022 aviation revenue of xx.xx and continued weakness in aviation original equipment; supports a delayed capital-spending trough. ([www-live.smiths.com](https://www-live.smiths.com/media/xjvdpblr/smiths-annual-report-2022-report.pdf))

11. Smiths Group PLC - Annual Results for the Year Ended 31 July 2019
    - Evidence informing the 2018 market-value input; displayed series and growth include calculations: Reports FY2018 aviation revenue of xx.xx, supplying the historical comparison underlying the backcast. ([smiths.com](https://www.smiths.com/media/u4wla1bw/smiths-group-plc-annual-results-2019-press-release.pdf))
    - Evidence informing the 2019 market-value input; displayed series and growth include calculations: Reports FY2019 aviation revenue of xx.xx and customer delivery deferrals, qualifying a traffic-only growth model. ([smiths.com](https://www.smiths.com/media/u4wla1bw/smiths-group-plc-annual-results-2019-press-release.pdf))
    - Evidence informing the 2020 market-value input; displayed series and growth include calculations: Identifies deliveries deferred into FY2020; supports the possibility of backlog-supported spending despite a contemporaneous traffic shock, not the exact modeled growth rate. ([smiths.com](https://www.smiths.com/media/u4wla1bw/smiths-group-plc-annual-results-2019-press-release.pdf))
12. ACI World - The High-Wire Balancing Act: Global Air Transport Demand in 2018 and 2019
    - Evidence informing the 2017 market-value input; displayed series and growth include calculations: Reports xx.xx airport passengers and xx.xx% growth in 2018; the growth observation informs the 2017 backcast bridge. ([blog.aci.aero](https://blog.aci.aero/airport-economics/the-high-wire-balancing-act-global-air-transport-demand-in-2018-and-2019/))
    - Evidence informing the 2018 market-value input; displayed series and growth include calculations: Provides the observed 2018 traffic-growth reference, not an equipment-market growth observation. ([blog.aci.aero](https://blog.aci.aero/airport-economics/the-high-wire-balancing-act-global-air-transport-demand-in-2018-and-2019/))
13. ICAO A42-WP/556 - State of the Industry and Outlook for Airport Traffic, Presented by ACI
    - Evidence informing the 2020 market-value input; displayed series and growth include calculations: Records the collapse from xx.xx airport passengers in 2019 to xx.xx in 2020; constrains the shock and funding-risk interpretation. ([icao.int](https://www.icao.int/sites/default/files/Meetings/a42/Documents/WP/wp_556_en.pdf))
    - Evidence informing the 2021 market-value input; displayed series and growth include calculations: Reports xx.xx airport passengers in 2021, supporting a prolonged funding and activity shock. ([icao.int](https://www.icao.int/sites/default/files/Meetings/a42/Documents/WP/wp_556_en.pdf))
    - Evidence informing the 2023 market-value input; displayed series and growth include calculations: Reports xx.xx airport passengers in 2023; traffic recovery is distinguished from equipment purchasing. ([icao.int](https://www.icao.int/sites/default/files/Meetings/a42/Documents/WP/wp_556_en.pdf))
    - Evidence informing the 2024 market-value input; displayed series and growth include calculations: Reports xx.xx airport passengers in 2024, providing a demand recovery cross-check. ([icao.int](https://www.icao.int/sites/default/files/Meetings/a42/Documents/WP/wp_556_en.pdf))
14. Port of Seattle - Baggage Handling System Optimization
    - Evidence informing the 2029 market-value input; displayed series and growth include calculations: Seattle plans to consolidate six baggage-screening systems, increase supported passenger capacity, and reduce screening-machine demand. Supports integration spending without one-for-one detector growth. ([portseattle.org](https://www.portseattle.org/projects/baggage-handling-system-optimization))
    - Evidence informing the 2032 market-value input; displayed series and growth include calculations: The consolidation example constrains equipment-volume assumptions; its whole baggage-handling project value is excluded from market sizing. ([portseattle.org](https://www.portseattle.org/projects/baggage-handling-system-optimization))
    - Evidence informing the 2040 market-value input; displayed series and growth include calculations: Provides a commercial counterexample to extrapolating passenger growth directly into machine counts throughout the long-range forecast. ([portseattle.org](https://www.portseattle.org/projects/baggage-handling-system-optimization))
    - Evidence informing forecast-year allocation inputs; displayed values and growth are calculated: The airport replaces six separate screening systems with centralized screening and expects reduced screening-machine demand while expanding capacity. This supplies a counterforce to volume-only checked-baggage forecasting.

15. Smiths Group PLC - Half Year Results for the Six Months Ended 31 January 2026
    - Evidence informing the 2026 market-value input; displayed series and growth include calculations: Reports xx.xx% organic growth for Smiths Detection in HY2026, with aviation checkpoint upgrades contributing. Supports a positive 2026 nowcast, not a directly observed global growth rate. ([www-live.smiths.com](https://www-live.smiths.com/media/villk35h/smiths-hy26-results-press-release.pdf))
16. CATSA 2025 Annual Report - Management's Discussion and Analysis
    - Evidence informing base-year allocation inputs; displayed values and growth are calculated: FY2024/xx.xx pre-board capital appropriations used were C$xx.xx. This supplies the Canadian purchasing comparison and a component of the non-passenger-to-cabin activity proxy, not a global share.
    - Evidence informing forecast-year allocation inputs; displayed values and growth are calculated: FY2024/xx.xx pre-board capital appropriations used were C$xx.xx. This supplies the Canadian purchasing comparison and a component of the non-passenger-to-cabin activity proxy, not a global share.
    - Evidence informing base-year allocation inputs; displayed values and growth are calculated: FY2024/xx.xx hold-baggage capital appropriations used were C$xx.xx; this constrains the independent application-capital comparison.
    - Evidence informing base-year allocation inputs; displayed values and growth are calculated: FY2024/xx.xx non-passenger capital appropriations used were C$xx.xx, below the original C$xx.xx budget. Actual purchasing informs the proxy and qualifies automatic announcement-to-revenue conversion.
    - Evidence informing forecast-year allocation inputs; displayed values and growth are calculated: FY2024/xx.xx non-passenger capital appropriations used were C$xx.xx, below the original C$xx.xx budget. Actual purchasing informs the proxy and qualifies automatic announcement-to-revenue conversion.
17. CATSA 2025 Annual Report - Overview of Activities
    - Evidence informing forecast-year allocation inputs; displayed values and growth are calculated: The annual report identifies enhanced non-passenger requirements and implementation planned from spring 2025. This supports a conditional modernization premise, not the modeled global uptake factor.
18. CATSA Annual Report 2024 - Management's Discussion and Analysis
    - Evidence informing base-year allocation inputs; displayed values and growth are calculated: FY2023/xx.xx pre-board capital appropriations used of C$xx.xx provide the second period in the non-passenger-to-cabin purchasing comparison.
    - Evidence informing base-year allocation inputs; displayed values and growth are calculated: FY2023/xx.xx non-passenger capital appropriations used of C$xx.xx enter the two-period activity proxy; they do not identify the property-only fraction.
    - Evidence informing forecast-year allocation inputs; displayed values and growth are calculated: FY2023/xx.xx non-passenger capital appropriations used of C$xx.xx enter the two-period activity proxy; they do not identify the property-only fraction.
19. Smiths Detection confirm order of 91 advanced scanners for new terminals at Moscow Sheremetyevo International Airport
    - Evidence informing base-year allocation inputs; displayed values and growth are calculated: The dated airport deployment includes xx.xx entrance baggage systems and xx.xx cabin-checkpoint systems. Their ratio supplies a historical relative-density proxy, subsequently discounted for assumed global coverage.
    - Evidence informing forecast-year allocation inputs; displayed values and growth are calculated: The dated airport deployment includes xx.xx entrance baggage systems and xx.xx cabin-checkpoint systems. Their ratio supplies a historical relative-density proxy, subsequently discounted for assumed global coverage.
20. Cochin International Airport Selects Smiths Detection's CTX 9800 for Next-Generation Hold Baggage Screening
    - Evidence informing base-year allocation inputs; displayed values and growth are calculated: The May 2017 deployment identifies xx.xx customs baggage systems alongside four hold-baggage systems. This supports the customs-intensive historical configuration proxy, not current global fleet or revenue observations.
    - Evidence informing forecast-year allocation inputs; displayed values and growth are calculated: The May 2017 deployment identifies xx.xx customs baggage systems alongside four hold-baggage systems. This supports the customs-intensive historical configuration proxy, not current global fleet or revenue observations.

21. GAO-26-107811 - Guam: Considerations for Evaluating Alternative Customs Models and Potential Economic Effects
    - Evidence informing base-year allocation inputs; displayed values and growth are calculated: The audit identifies two historical airport-customs baggage systems inactive for years and delayed replacement procurement. This challenges conversion of installed stock or acknowledged need directly into annual equipment and support revenue.
    - Evidence informing forecast-year allocation inputs; displayed values and growth are calculated: The audit identifies two historical airport-customs baggage systems inactive for years and delayed replacement procurement. This challenges conversion of installed stock or acknowledged need directly into annual equipment and support revenue.

10.1. Passenger Checked Baggage Screening

Table 129. Global Airport Baggage Screening Systems Market Size, by Passenger Checked Baggage Screening, by Region, 2017-2040 (USD Million)

Region	2017	2024	2025	2026	2027	2032	2040	CAGR (%)
Africa	xx.xx	xx.xx	xx.xx	xx.xx	xx.xx	xx.xx	xx.xx	xx.xx
Asia-Pacific	xx.xx	xx.xx	xx.xx	xx.xx	xx.xx	xx.xx	xx.xx	xx.xx
Europe	xx.xx	xx.xx	xx.xx	xx.xx	xx.xx	xx.xx	xx.xx	xx.xx
Latin America	xx.xx	xx.xx	xx.xx	xx.xx	xx.xx	xx.xx	xx.xx	xx.xx
Middle East	xx.xx	xx.xx	xx.xx	xx.xx	xx.xx	xx.xx	xx.xx	xx.xx
North America	xx.xx	xx.xx	xx.xx	xx.xx	xx.xx	xx.xx	xx.xx	xx.xx
Total	**xx.xx**	**xx.xx**	**xx.xx**	**xx.xx**	**xx.xx**	**xx.xx**	**xx.xx**	**xx.xx**

Table 130. Global Airport Baggage Screening Systems Market Size, by Passenger Checked Baggage Screening, by Group, 2017-2040 (USD Million)

Group	2017	2024	2025	2026	2027	2032	2040	CAGR (%)
ASEAN	xx.xx	xx.xx	xx.xx	xx.xx	xx.xx	xx.xx	xx.xx	xx.xx
BRICS	xx.xx	xx.xx	xx.xx	xx.xx	xx.xx	xx.xx	xx.xx	xx.xx
European Union	xx.xx	xx.xx	xx.xx	xx.xx	xx.xx	xx.xx	xx.xx	xx.xx
G7	xx.xx	xx.xx	xx.xx	xx.xx	xx.xx	xx.xx	xx.xx	xx.xx
GCC	xx.xx	xx.xx	xx.xx	xx.xx	xx.xx	xx.xx	xx.xx	xx.xx
NATO	xx.xx	xx.xx	xx.xx	xx.xx	xx.xx	xx.xx	xx.xx	xx.xx

Table 131. Global Airport Baggage Screening Systems Market Size, by Passenger Checked Baggage Screening, by Country, 2017-2040 (USD Million)

Country	2017	2024	2025	2026	2027	2032	2040	CAGR (%)
Australia	xx.xx	xx.xx	xx.xx	xx.xx	xx.xx	xx.xx	xx.xx	xx.xx
Brazil	xx.xx	xx.xx	xx.xx	xx.xx	xx.xx	xx.xx	xx.xx	xx.xx
Canada	xx.xx	xx.xx	xx.xx	xx.xx	xx.xx	xx.xx	xx.xx	xx.xx
China	xx.xx	xx.xx	xx.xx	xx.xx	xx.xx	xx.xx	xx.xx	xx.xx
France	xx.xx	xx.xx	xx.xx	xx.xx	xx.xx	xx.xx	xx.xx	xx.xx
Germany	xx.xx	xx.xx	xx.xx	xx.xx	xx.xx	xx.xx	xx.xx	xx.xx
India	xx.xx	xx.xx	xx.xx	xx.xx	xx.xx	xx.xx	xx.xx	xx.xx
Italy	xx.xx	xx.xx	xx.xx	xx.xx	xx.xx	xx.xx	xx.xx	xx.xx
Japan	xx.xx	xx.xx	xx.xx	xx.xx	xx.xx	xx.xx	xx.xx	xx.xx
Mexico	xx.xx	xx.xx	xx.xx	xx.xx	xx.xx	xx.xx	xx.xx	xx.xx
Russia	xx.xx	xx.xx	xx.xx	xx.xx	xx.xx	xx.xx	xx.xx	xx.xx
South Korea	xx.xx	xx.xx	xx.xx	xx.xx	xx.xx	xx.xx	xx.xx	xx.xx
Spain	xx.xx	xx.xx	xx.xx	xx.xx	xx.xx	xx.xx	xx.xx	xx.xx
United Kingdom	xx.xx	xx.xx	xx.xx	xx.xx	xx.xx	xx.xx	xx.xx	xx.xx
United States	xx.xx	xx.xx	xx.xx	xx.xx	xx.xx	xx.xx	xx.xx	xx.xx
Others	xx.xx	xx.xx	xx.xx	xx.xx	xx.xx	xx.xx	xx.xx	xx.xx
Total	**xx.xx**	**xx.xx**	**xx.xx**	**xx.xx**	**xx.xx**	**xx.xx**	**xx.xx**	**xx.xx**

Sources & Evidence

1. GETS - Civil Aviation Authority - Holdstow Baggage Screening Equipment, RFx 33811330
   · Taxonomy evidence: Hold baggage is the stated application; the future installation intention does not establish delivered base-year sales. ([gets.govt.nz](https://www.gets.govt.nz/CAA/ExternalTenderDetails.htm?id=xx.xx))
2. Overview - CATSA
   · Taxonomy evidence: Hold-baggage screening is defined around passengers' checked baggage before aircraft loading. ([catsa-acsta.gc.ca](https://www.catsa-acsta.gc.ca/en/publications/overview))
3. Cochin International Airport - CIAL/COMMN/CT-XBIS/01
   · Taxonomy evidence: The purchaser's stated requirement is specifically an inline hold-baggage screening system for an international passenger terminal, supporting checked-baggage screening as a distinct purchased application. ([cial.aero](https://cial.aero/Tender-Details?TdId=xx.xx))
4. New security screening equipment transforms travel through BNE - Brisbane Airport
   · Taxonomy evidence: The airport separately describes an inline checked-baggage screening system within the same upgrade program. Its mixed security-program cost is not treated as baggage-screening market revenue. ([bne.com.au](https://www.bne.com.au/blog/behind-scenes/new-security-screening-equipment-transforms-travel-through-bne))

5. House Report 119-173 - Department of Homeland Security Appropriations Bill, 2026
   - Evidence informing the 2030 market-value input; displayed series and growth include calculations: The aging installed fleet supports replacement demand, but does not establish the forecast's realization dates or annual purchasing rate. ([govinfo.gov](https://www.govinfo.gov/content/pkg/CRPT-119hrpt173/html/CRPT-119hrpt173.htm))
   - Evidence informing forecast-year allocation inputs; displayed values and growth are calculated: The report identifies xx.xx end-of-life systems within a xx.xx-system checked-baggage fleet. This constrains renewal exposure, not realized annual purchasing or a verified global replacement deadline.
6. GAO-24-106573 - DHS Annual Assessment: Most Programs Are Meeting Current Goals, but Some Continue to Face Cost and Schedule Challenges
   - Evidence informing the 2026 market-value input; displayed series and growth include calculations: Reports plans for xx.xx checkpoint systems and xx.xx increment-one deployments by September 2023; supports an incomplete replacement cycle rather than universal CT adoption. ([gao.gov](https://www.gao.gov/assets/gao-xx.xx-xx.xx.pdf))
7. Global Airport Passenger Traffic Reaches Record 9.8 Billion in 2025, Airports Council International World reports
   - Evidence informing the 2026 market-value input; displayed series and growth include calculations: Reports cooling passenger-growth momentum in 2026, supporting moderation of traffic-driven equipment expansion despite continuing replacement demand. ([aci.aero](https://aci.aero/2026/xx.xx/xx.xx/global-airport-passenger-traffic-reaches-record-xx.xx-xx.xx-billion-in-2025-airports-council-international-world-reports/))
   - Evidence informing base-year allocation inputs; displayed values and growth are calculated: Full-year 2025 traffic weakness qualifies the mature-market expansion assumption.
   - Evidence informing forecast-year allocation inputs; displayed values and growth are calculated: Full-year 2025 traffic weakness qualifies the mature-market expansion assumption.
   - Evidence informing base-year allocation inputs; displayed values and growth are calculated: Full-year growth provides a regional direction check, not an equipment-share observation.
   - Evidence informing forecast-year allocation inputs; displayed values and growth are calculated: Full-year growth provides a regional direction check, not an equipment-share observation.
   - Evidence informing base-year allocation inputs; displayed values and growth are calculated: Full-year traffic growth constrains the regional demand premise.
   - Evidence informing forecast-year allocation inputs; displayed values and growth are calculated: Full-year traffic growth constrains the regional demand premise.
   - Evidence informing forecast-year allocation inputs; displayed values and growth are calculated: The reported first-half 2026 decline of xx.xx% constrains the recovery scenario.
   - Evidence informing base-year allocation inputs; displayed values and growth are calculated: Reported 2025 growth provides a demand-direction check; procurement intensity remains assumed.
   - Evidence informing forecast-year allocation inputs; displayed values and growth are calculated: Reported 2025 growth provides a demand-direction check; procurement intensity remains assumed.
   - Evidence informing base-year allocation inputs; displayed values and growth are calculated: Reported traffic momentum supports differentiated demand, not the final modeled forecast share.
   - Evidence informing forecast-year allocation inputs; displayed values and growth are calculated: Reported traffic momentum supports differentiated demand, not the final modeled forecast share.

8. Smiths Group PLC - Full Year Results for the 12 Months Ended 31 July 2025

· Evidence informing the 2024 market-value input; displayed series and growth include calculations: Discloses aviation original-equipment revenue of xx.xx and aftermarket revenue of xx.xx for FY2024; supplies historical cycle proxies. ([www-live.smiths.com](https://www-live.smiths.com/media/snqpxwkd/smiths-group-plc-annual-results-2025-press-release.pdf))

· Evidence informing the 2027 market-value input; displayed series and growth include calculations: Reports approximately xx.xx cumulative CTiX sales and continuing aviation upgrade demand; supports replacement activity, not an observed global forecast. ([www-live.smiths.com](https://www-live.smiths.com/media/snqpxwkd/smiths-group-plc-annual-results-2025-press-release.pdf))

9. Smiths Group PLC - Annual Report & Accounts FY2023

· Evidence informing the 2022 market-value input; displayed series and growth include calculations: Reports FY2022 aviation original-equipment revenue of xx.xx, used as a dimensionless historical capital-cycle proxy. ([www-live.smiths.com](https://www-live.smiths.com/media/phjp1j44/smiths-annual-report-2023.pdf))

· Evidence informing the 2023 market-value input; displayed series and growth include calculations: Reports FY2023 aviation original-equipment revenue of xx.xx and aftermarket revenue of xx.xx; supports the modeled recovery direction. ([www-live.smiths.com](https://www-live.smiths.com/media/phjp1j44/smiths-annual-report-2023.pdf))

10. Smiths Group PLC - Annual Report FY2022

· Evidence informing the 2021 market-value input; displayed series and growth include calculations: Reports FY2021 aviation revenue of xx.xx, providing a historical purchasing-cycle reference rather than a global observation. ([www-live.smiths.com](https://www-live.smiths.com/media/xjvdpblr/smiths-annual-report-2022-report.pdf))

· Evidence informing the 2022 market-value input; displayed series and growth include calculations: Reports FY2022 aviation revenue of xx.xx and continued weakness in aviation original equipment; supports a delayed capital-spending trough. ([www-live.smiths.com](https://www-live.smiths.com/media/xjvdpblr/smiths-annual-report-2022-report.pdf))

11. Smiths Group PLC - Annual Results for the Year Ended 31 July 2019

· Evidence informing the 2018 market-value input; displayed series and growth include calculations: Reports FY2018 aviation revenue of xx.xx, supplying the historical comparison underlying the backcast. ([smiths.com](https://www.smiths.com/media/u4wla1bw/smiths-group-plc-annual-results-2019-press-release.pdf))

· Evidence informing the 2019 market-value input; displayed series and growth include calculations: Reports FY2019 aviation revenue of xx.xx and customer delivery deferrals, qualifying a traffic-only growth model. ([smiths.com](https://www.smiths.com/media/u4wla1bw/smiths-group-plc-annual-results-2019-press-release.pdf))

· Evidence informing the 2020 market-value input; displayed series and growth include calculations: Identifies deliveries deferred into FY2020; supports the possibility of backlog-supported spending despite a contemporaneous traffic shock, not the exact modeled growth rate. ([smiths.com](https://www.smiths.com/media/u4wla1bw/smiths-group-plc-annual-results-2019-press-release.pdf))

12. ACI World - The High-Wire Balancing Act: Global Air Transport Demand in 2018 and 2019

· Evidence informing the 2017 market-value input; displayed series and growth include calculations: Reports xx.xx airport passengers and xx.xx% growth in 2018; the growth observation informs the 2017 backcast bridge. ([blog.aci.aero](https://blog.aci.aero/airport-economics/the-high-wire-balancing-act-global-air-transport-demand-in-2018-and-2019/))

· Evidence informing the 2018 market-value input; displayed series and growth include calculations: Provides the observed 2018 traffic-growth reference, not an equipment-market growth observation. ([blog.aci.aero](https://blog.aci.aero/airport-economics/the-high-wire-balancing-act-global-air-transport-demand-in-2018-and-2019/))

13. ICAO A42-WP/556 - State of the Industry and Outlook for Airport Traffic, Presented by ACI
    - Evidence informing the 2020 market-value input; displayed series and growth include calculations: Records the collapse from xx.xx airport passengers in 2019 to xx.xx in 2020; constrains the shock and funding-risk interpretation. ([icao.int](https://www.icao.int/sites/default/files/Meetings/a42/Documents/WP/wp_556_en.pdf))
    - Evidence informing the 2021 market-value input; displayed series and growth include calculations: Reports xx.xx airport passengers in 2021, supporting a prolonged funding and activity shock. ([icao.int](https://www.icao.int/sites/default/files/Meetings/a42/Documents/WP/wp_556_en.pdf))
    - Evidence informing the 2023 market-value input; displayed series and growth include calculations: Reports xx.xx airport passengers in 2023; traffic recovery is distinguished from equipment purchasing. ([icao.int](https://www.icao.int/sites/default/files/Meetings/a42/Documents/WP/wp_556_en.pdf))
    - Evidence informing the 2024 market-value input; displayed series and growth include calculations: Reports xx.xx airport passengers in 2024, providing a demand recovery cross-check. ([icao.int](https://www.icao.int/sites/default/files/Meetings/a42/Documents/WP/wp_556_en.pdf))
14. Port of Seattle - Baggage Handling System Optimization
    - Evidence informing the 2029 market-value input; displayed series and growth include calculations: Seattle plans to consolidate six baggage-screening systems, increase supported passenger capacity, and reduce screening-machine demand. Supports integration spending without one-for-one detector growth. ([portseattle.org](https://www.portseattle.org/projects/baggage-handling-system-optimization))
    - Evidence informing the 2032 market-value input; displayed series and growth include calculations: The consolidation example constrains equipment-volume assumptions; its whole baggage-handling project value is excluded from market sizing. ([portseattle.org](https://www.portseattle.org/projects/baggage-handling-system-optimization))
    - Evidence informing the 2040 market-value input; displayed series and growth include calculations: Provides a commercial counterexample to extrapolating passenger growth directly into machine counts throughout the long-range forecast. ([portseattle.org](https://www.portseattle.org/projects/baggage-handling-system-optimization))
    - Evidence informing forecast-year allocation inputs; displayed values and growth are calculated: The airport replaces six separate screening systems with centralized screening and expects reduced screening-machine demand while expanding capacity. This supplies a counterforce to volume-only checked-baggage forecasting.
15. Smiths Group PLC - Half Year Results for the Six Months Ended 31 January 2026
    - Evidence informing the 2026 market-value input; displayed series and growth include calculations: Reports xx.xx% organic growth for Smiths Detection in HY2026, with aviation checkpoint upgrades contributing. Supports a positive 2026 nowcast, not a directly observed global growth rate. ([www-live.smiths.com](https://www-live.smiths.com/media/villk35h/smiths-hy26-results-press-release.pdf))

16. ACI World - Biannual global air travel demand update, 30 September 2025
    - Evidence informing base-year allocation inputs; displayed values and growth are calculated: Regional traffic-scale input; geographic rebasing and spending intensities are modeled.
    - Evidence informing forecast-year allocation inputs; displayed values and growth are calculated: Regional traffic-scale input; geographic rebasing and spending intensities are modeled.
    - Evidence informing base-year allocation inputs; displayed values and growth are calculated: Regional traffic-scale input; Mexico is reassigned to its captured North American parent.
    - Evidence informing forecast-year allocation inputs; displayed values and growth are calculated: Regional traffic-scale input; Mexico is reassigned to its captured North American parent.
    - Evidence informing base-year allocation inputs; displayed values and growth are calculated: Regional traffic-scale input; source membership differs from the captured hierarchy.
    - Evidence informing forecast-year allocation inputs; displayed values and growth are calculated: Regional traffic-scale input; source membership differs from the captured hierarchy.
    - Evidence informing base-year allocation inputs; displayed values and growth are calculated: Regional traffic-scale input before the modeled Turkey and Israel bridge.
    - Evidence informing forecast-year allocation inputs; displayed values and growth are calculated: Regional traffic-scale input before the modeled Turkey and Israel bridge.
    - Evidence informing base-year allocation inputs; displayed values and growth are calculated: The xx.xx-million 2025 traffic estimate constrains the regional demand proxy, not equipment spending.
    - Evidence informing forecast-year allocation inputs; displayed values and growth are calculated: The xx.xx-million 2025 traffic estimate constrains the regional demand proxy, not equipment spending.
    - Evidence informing base-year allocation inputs; displayed values and growth are calculated: The xx.xx-billion 2025 traffic estimate constrains regional scale; forecast purchasing convergence is assumed.
    - Evidence informing forecast-year allocation inputs; displayed values and growth are calculated: The xx.xx-billion 2025 traffic estimate constrains regional scale; forecast purchasing convergence is assumed.
17. CATSA - 2025 Annual Report, Management's Discussion and Analysis
    - Evidence informing base-year allocation inputs; displayed values and growth are calculated: C$xx.xx EDS capital expenditure constrains the Canadian expenditure calibration; baggage attribution is modeled.
    - Evidence informing forecast-year allocation inputs; displayed values and growth are calculated: C$xx.xx EDS capital expenditure constrains the Canadian expenditure calibration; baggage attribution is modeled.
    - Evidence informing base-year allocation inputs; displayed values and growth are calculated: Buyer-spending calibration supports a premium regional equipment/support intensity, not an observed regional share.
    - Evidence informing forecast-year allocation inputs; displayed values and growth are calculated: Buyer-spending calibration supports a premium regional equipment/support intensity, not an observed regional share.
    - Evidence informing base-year allocation inputs; displayed values and growth are calculated: FY2024/xx.xx hold-baggage capital appropriations used were C$xx.xx; this constrains the independent application-capital comparison.
18. Leidos - Leidos wins TSA logistics contract, 23 January 2025
    - Evidence informing base-year allocation inputs; displayed values and growth are calculated: The eight-year, USD xx.xx maximum sustainment award covers xx.xx units at over xx.xx locations; scope and realization adjustments are modeled.
    - Evidence informing forecast-year allocation inputs; displayed values and growth are calculated: The eight-year, USD xx.xx maximum sustainment award covers xx.xx units at over xx.xx locations; scope and realization adjustments are modeled.
    - Evidence informing base-year allocation inputs; displayed values and growth are calculated: Supports recurring-support scale and manufacturer-coordination constraints, not unrestricted service access.
    - Evidence informing forecast-year allocation inputs; displayed values and growth are calculated: Supports recurring-support scale and manufacturer-coordination constraints, not unrestricted service access.

19. ACI-LAC - Air Traffic in Latin America and the Caribbean Maintains Growth Trajectory with a 5% Increase in 2025
    - Evidence informing base-year allocation inputs; displayed values and growth are calculated: Brazil's xx.xx-million airport-traffic aggregate constrains its demand scale; equipment intensity remains modeled.
    - Evidence informing forecast-year allocation inputs; displayed values and growth are calculated: Brazil's xx.xx-million airport-traffic aggregate constrains its demand scale; equipment intensity remains modeled.
    - Evidence informing base-year allocation inputs; displayed values and growth are calculated: Regional traffic evidence constrains the common country model while leaving uncatalogued activity.
    - Evidence informing forecast-year allocation inputs; displayed values and growth are calculated: Regional traffic evidence constrains the common country model while leaving uncatalogued activity.
20. Eurostat - Air passenger transport statistics, December 2025, Table 1: 2024 country traffic
    - Evidence informing base-year allocation inputs; displayed values and growth are calculated: Traffic primitive.
    - Evidence informing forecast-year allocation inputs; displayed values and growth are calculated: Traffic primitive.
21. Eurostat - Air passenger transport: data by month
    - Evidence informing base-year allocation inputs; displayed values and growth are calculated: Interim country changes inform assumed 2025 bridges; domestic endpoint and expenditure adjustments remain modeled.
    - Evidence informing forecast-year allocation inputs; displayed values and growth are calculated: Interim country changes inform assumed 2025 bridges; domestic endpoint and expenditure adjustments remain modeled.
22. ACI EUROPE - 2025 all about traffic resilience as Europe's airports welcomed an additional 100 million passengers
    - Evidence informing base-year allocation inputs; displayed values and growth are calculated: Country growth heterogeneity constrains the shared European purchasing model.
    - Evidence informing forecast-year allocation inputs; displayed values and growth are calculated: Country growth heterogeneity constrains the shared European purchasing model.
    - Evidence informing base-year allocation inputs; displayed values and growth are calculated: Published Russian weakness constrains, rather than validates, its working scale.
    - Evidence informing forecast-year allocation inputs; displayed values and growth are calculated: Published Russian weakness constrains, rather than validates, its working scale.
    - Evidence informing base-year allocation inputs; displayed values and growth are calculated: Annual growth input to the 2025 bridge.
    - Evidence informing forecast-year allocation inputs; displayed values and growth are calculated: Annual growth input to the 2025 bridge.
23. UK Civil Aviation Authority - UK aviation officially breaks records with over 300m passenger journeys in 2025
    - Evidence informing base-year allocation inputs; displayed values and growth are calculated: The xx.xx-million UK-and-Crown-Dependency headline constrains the modeled UK country traffic bridge.
    - Evidence informing forecast-year allocation inputs; displayed values and growth are calculated: The xx.xx-million UK-and-Crown-Dependency headline constrains the modeled UK country traffic bridge.
24. Fraport - AI for Monitoring Aviation Security, 22 January 2026
    - Evidence informing base-year allocation inputs; displayed values and growth are calculated: Over xx.xx CT scanners and approximately EUR xx.xx cumulative checkpoint investment support a premium installed-mix premise, not annual national revenue.
    - Evidence informing forecast-year allocation inputs; displayed values and growth are calculated: Over xx.xx CT scanners and approximately EUR xx.xx cumulative checkpoint investment support a premium installed-mix premise, not annual national revenue.
    - Evidence informing base-year allocation inputs; displayed values and growth are calculated: Quantified national deployment provides an independent test of heterogeneous European modernization.
    - Evidence informing forecast-year allocation inputs; displayed values and growth are calculated: Quantified national deployment provides an independent test of heterogeneous European modernization.

25. ECAC - Common Evaluation Process of security equipment
    - Evidence informing base-year allocation inputs; displayed values and growth are calculated: Evaluation is not national approval; no uniform cross-country market-access premium is assumed.
    - Evidence informing forecast-year allocation inputs; displayed values and growth are calculated: Evaluation is not national approval; no uniform cross-country market-access premium is assumed.
26. DHMİ - Havayolunda Cumhuriyet Tarihinin Rekoru, 9 January 2026
    - Evidence informing base-year allocation inputs; displayed values and growth are calculated: Supports the traffic rebasing into the captured Middle Eastern parent.
    - Evidence informing forecast-year allocation inputs; displayed values and growth are calculated: Supports the traffic rebasing into the captured Middle Eastern parent.
27. Smiths Detection - DAEP checkpoint screening contract for Dubai International Airport, 7 May 2025
    - Evidence informing base-year allocation inputs; displayed values and growth are calculated: Purchaser-specific award evidence supports a bounded premium-mix premise, not a GCC-wide allocation.
    - Evidence informing forecast-year allocation inputs; displayed values and growth are calculated: Purchaser-specific award evidence supports a bounded premium-mix premise, not a GCC-wide allocation.
28. Airports Company South Africa - Airport statistics
    - Evidence informing base-year allocation inputs; displayed values and growth are calculated: Provides an operating-network commercial anchor for the regional installed-base premise.
    - Evidence informing forecast-year allocation inputs; displayed values and growth are calculated: Provides an operating-network commercial anchor for the regional installed-base premise.
29. CAAC - 2025 Civil Aviation Industry Development Statistical Bulletin, 17 April 2026
    - Evidence informing base-year allocation inputs; displayed values and growth are calculated: Reports xx.xx mainland airport movements and xx.xx transport airports in 2025; the Hong Kong/Macao extension is modeled.
    - Evidence informing forecast-year allocation inputs; displayed values and growth are calculated: Reports xx.xx mainland airport movements and xx.xx transport airports in 2025; the Hong Kong/Macao extension is modeled.
    - Evidence informing base-year allocation inputs; displayed values and growth are calculated: Large-market traffic and airport-network scale constrain the regional demand model.
    - Evidence informing forecast-year allocation inputs; displayed values and growth are calculated: Large-market traffic and airport-network scale constrain the regional demand model.
30. Sydney Airport - Traffic and Operational Performance Q4 2025
    - Evidence informing base-year allocation inputs; displayed values and growth are calculated: Sydney's xx.xx-million traffic and staged xx.xx-lane/six-of-seven-lane deployment constrain national scale and modernization assumptions.
    - Evidence informing forecast-year allocation inputs; displayed values and growth are calculated: Sydney's xx.xx-million traffic and staged xx.xx-lane/six-of-seven-lane deployment constrain national scale and modernization assumptions.
    - Evidence informing base-year allocation inputs; displayed values and growth are calculated: Quantified staged deployment supports regional heterogeneity, not a common modernization timetable.
    - Evidence informing forecast-year allocation inputs; displayed values and growth are calculated: Quantified staged deployment supports regional heterogeneity, not a common modernization timetable.
31. U.S. Senator Michael Bennet - SAFEGUARDS Act announcement, 23 July 2025
    - Evidence informing base-year allocation inputs; displayed values and growth are calculated: The xx.xx-airport and xx.xx-lane national footprint constrains minimum network support; proposed funding is not counted as realized revenue.
    - Evidence informing forecast-year allocation inputs; displayed values and growth are calculated: The xx.xx-airport and xx.xx-lane national footprint constrains minimum network support; proposed funding is not counted as realized revenue.

32. CATSA Functions, Programs and Activities
    - Evidence informing base-year allocation inputs; displayed values and growth are calculated: Hold-baggage activities include equipment purchase, baggage-handling integration and equipment maintenance, supporting the checked-baggage capital and lifecycle boundary.
    - Evidence informing forecast-year allocation inputs; displayed values and growth are calculated: Hold-baggage activities include equipment purchase, baggage-handling integration and equipment maintenance, supporting the checked-baggage capital and lifecycle boundary.

10.2. Passenger Cabin Baggage Screening

Table 132. Global Airport Baggage Screening Systems Market Size, by Passenger Cabin Baggage Screening, by Region, 2017-2040 (USD Million)

Region	2017	2024	2025	2026	2027	2032	2040	CAGR (%)
Africa	xx.xx	xx.xx	xx.xx	xx.xx	xx.xx	xx.xx	xx.xx	xx.xx
Asia-Pacific	xx.xx	xx.xx	xx.xx	xx.xx	xx.xx	xx.xx	xx.xx	xx.xx
Europe	xx.xx	xx.xx	xx.xx	xx.xx	xx.xx	xx.xx	xx.xx	xx.xx
Latin America	xx.xx	xx.xx	xx.xx	xx.xx	xx.xx	xx.xx	xx.xx	xx.xx
Middle East	xx.xx	xx.xx	xx.xx	xx.xx	xx.xx	xx.xx	xx.xx	xx.xx
North America	xx.xx	xx.xx	xx.xx	xx.xx	xx.xx	xx.xx	xx.xx	xx.xx
Total	**xx.xx**	**xx.xx**	**xx.xx**	**xx.xx**	**xx.xx**	**xx.xx**	**xx.xx**	**xx.xx**

Table 133. Global Airport Baggage Screening Systems Market Size, by Passenger Cabin Baggage Screening, by Group, 2017-2040 (USD Million)

Group	2017	2024	2025	2026	2027	2032	2040	CAGR (%)
ASEAN	xx.xx	xx.xx	xx.xx	xx.xx	xx.xx	xx.xx	xx.xx	xx.xx
BRICS	xx.xx	xx.xx	xx.xx	xx.xx	xx.xx	xx.xx	xx.xx	xx.xx
European Union	xx.xx	xx.xx	xx.xx	xx.xx	xx.xx	xx.xx	xx.xx	xx.xx
G7	xx.xx	xx.xx	xx.xx	xx.xx	xx.xx	xx.xx	xx.xx	xx.xx
GCC	xx.xx	xx.xx	xx.xx	xx.xx	xx.xx	xx.xx	xx.xx	xx.xx
NATO	xx.xx	xx.xx	xx.xx	xx.xx	xx.xx	xx.xx	xx.xx	xx.xx

Table 134. Global Airport Baggage Screening Systems Market Size, by Passenger Cabin Baggage Screening, by Country, 2017-2040 (USD Million)

Country	2017	2024	2025	2026	2027	2032	2040	CAGR (%)
Australia	xx.xx	xx.xx	xx.xx	xx.xx	xx.xx	xx.xx	xx.xx	xx.xx
Brazil	xx.xx	xx.xx	xx.xx	xx.xx	xx.xx	xx.xx	xx.xx	xx.xx
Canada	xx.xx	xx.xx	xx.xx	xx.xx	xx.xx	xx.xx	xx.xx	xx.xx
China	xx.xx	xx.xx	xx.xx	xx.xx	xx.xx	xx.xx	xx.xx	xx.xx
France	xx.xx	xx.xx	xx.xx	xx.xx	xx.xx	xx.xx	xx.xx	xx.xx
Germany	xx.xx	xx.xx	xx.xx	xx.xx	xx.xx	xx.xx	xx.xx	xx.xx
India	xx.xx	xx.xx	xx.xx	xx.xx	xx.xx	xx.xx	xx.xx	xx.xx
Italy	xx.xx	xx.xx	xx.xx	xx.xx	xx.xx	xx.xx	xx.xx	xx.xx
Japan	xx.xx	xx.xx	xx.xx	xx.xx	xx.xx	xx.xx	xx.xx	xx.xx
Mexico	xx.xx	xx.xx	xx.xx	xx.xx	xx.xx	xx.xx	xx.xx	xx.xx
Russia	xx.xx	xx.xx	xx.xx	xx.xx	xx.xx	xx.xx	xx.xx	xx.xx
South Korea	xx.xx	xx.xx	xx.xx	xx.xx	xx.xx	xx.xx	xx.xx	xx.xx
Spain	xx.xx	xx.xx	xx.xx	xx.xx	xx.xx	xx.xx	xx.xx	xx.xx
United Kingdom	xx.xx	xx.xx	xx.xx	xx.xx	xx.xx	xx.xx	xx.xx	xx.xx
United States	xx.xx	xx.xx	xx.xx	xx.xx	xx.xx	xx.xx	xx.xx	xx.xx
Others	xx.xx	xx.xx	xx.xx	xx.xx	xx.xx	xx.xx	xx.xx	xx.xx
Total	**xx.xx**	**xx.xx**	**xx.xx**	**xx.xx**	**xx.xx**	**xx.xx**	**xx.xx**	**xx.xx**

Sources & Evidence

1. Overview - CATSA
   · Taxonomy evidence: Pre-board screening covers passengers' carry-on baggage and belongings before secure-terminal-area entry. ([catsa-acsta.gc.ca](https://www.catsa-acsta.gc.ca/en/publications/overview))
2. New security screening equipment transforms travel through BNE - Brisbane Airport
   · Taxonomy evidence: Brisbane Airport's February xx.xx 2026 account describes installed cabin-baggage screening equipment in its domestic and international terminal security program, corroborating a passenger-cabin application from the airport operator's own operations. ([bne.com.au](https://www.bne.com.au/blog/behind-scenes/new-security-screening-equipment-transforms-travel-through-bne))
3. House Report 119-173 - Department of Homeland Security Appropriations Bill, 2026
   · Evidence informing the 2030 market-value input; displayed series and growth include calculations: The aging installed fleet supports replacement demand, but does not establish the forecast's realization dates or annual purchasing rate. ([govinfo.gov](https://www.govinfo.gov/content/pkg/CRPT-119hrpt173/html/CRPT-119hrpt173.htm))

4. GAO-24-106573 - DHS Annual Assessment: Most Programs Are Meeting Current Goals, but Some Continue to Face Cost and Schedule Challenges
   - Evidence informing the 2026 market-value input; displayed series and growth include calculations: Reports plans for xx.xx checkpoint systems and xx.xx increment-one deployments by September 2023; supports an incomplete replacement cycle rather than universal CT adoption. ([gao.gov](https://www.gao.gov/assets/gao-xx.xx-xx.xx.pdf))
   - Evidence informing base-year allocation inputs; displayed values and growth are calculated: The assessment records xx.xx checkpoint systems deployed by September 2023 against an eventual xx.xx-system program. This supports an incomplete replacement cycle and qualifies any assumption of universal CT adoption.
   - Evidence informing forecast-year allocation inputs; displayed values and growth are calculated: The assessment records xx.xx checkpoint systems deployed by September 2023 against an eventual xx.xx-system program. This supports an incomplete replacement cycle and qualifies any assumption of universal CT adoption.
5. Global Airport Passenger Traffic Reaches Record 9.8 Billion in 2025, Airports Council International World reports
   - Evidence informing the 2026 market-value input; displayed series and growth include calculations: Reports cooling passenger-growth momentum in 2026, supporting moderation of traffic-driven equipment expansion despite continuing replacement demand. ([aci.aero](https://aci.aero/2026/xx.xx/xx.xx/global-airport-passenger-traffic-reaches-record-xx.xx-xx.xx-billion-in-2025-airports-council-international-world-reports/))
   - Evidence informing base-year allocation inputs; displayed values and growth are calculated: Full-year 2025 traffic weakness qualifies the mature-market expansion assumption.
   - Evidence informing forecast-year allocation inputs; displayed values and growth are calculated: Full-year 2025 traffic weakness qualifies the mature-market expansion assumption.
   - Evidence informing base-year allocation inputs; displayed values and growth are calculated: Full-year growth provides a regional direction check, not an equipment-share observation.
   - Evidence informing forecast-year allocation inputs; displayed values and growth are calculated: Full-year growth provides a regional direction check, not an equipment-share observation.
   - Evidence informing base-year allocation inputs; displayed values and growth are calculated: Full-year traffic growth constrains the regional demand premise.
   - Evidence informing forecast-year allocation inputs; displayed values and growth are calculated: Full-year traffic growth constrains the regional demand premise.
   - Evidence informing forecast-year allocation inputs; displayed values and growth are calculated: The reported first-half 2026 decline of xx.xx% constrains the recovery scenario.
   - Evidence informing base-year allocation inputs; displayed values and growth are calculated: Reported 2025 growth provides a demand-direction check; procurement intensity remains assumed.
   - Evidence informing forecast-year allocation inputs; displayed values and growth are calculated: Reported 2025 growth provides a demand-direction check; procurement intensity remains assumed.
   - Evidence informing base-year allocation inputs; displayed values and growth are calculated: Reported traffic momentum supports differentiated demand, not the final modeled forecast share.
   - Evidence informing forecast-year allocation inputs; displayed values and growth are calculated: Reported traffic momentum supports differentiated demand, not the final modeled forecast share.
6. Smiths Group PLC - Full Year Results for the 12 Months Ended 31 July 2025
   - Evidence informing the 2024 market-value input; displayed series and growth include calculations: Discloses aviation original-equipment revenue of xx.xx and aftermarket revenue of xx.xx for FY2024; supplies historical cycle proxies. ([www-live.smiths.com](https://www-live.smiths.com/media/snqpxwkd/smiths-group-plc-annual-results-2025-press-release.pdf))
   - Evidence informing the 2027 market-value input; displayed series and growth include calculations: Reports approximately xx.xx cumulative CTiX sales and continuing aviation upgrade demand; supports replacement activity, not an observed global forecast. ([www-live.smiths.com](https://www-live.smiths.com/media/snqpxwkd/smiths-group-plc-annual-results-2025-press-release.pdf))

7. Smiths Group PLC - Annual Report & Accounts FY2023
   - Evidence informing the 2022 market-value input; displayed series and growth include calculations: Reports FY2022 aviation original-equipment revenue of xx.xx, used as a dimensionless historical capital-cycle proxy. ([www-live.smiths.com](https://www-live.smiths.com/media/phjp1j44/smiths-annual-report-2023.pdf))
   - Evidence informing the 2023 market-value input; displayed series and growth include calculations: Reports FY2023 aviation original-equipment revenue of xx.xx and aftermarket revenue of xx.xx; supports the modeled recovery direction. ([www-live.smiths.com](https://www-live.smiths.com/media/phjp1j44/smiths-annual-report-2023.pdf))
8. Smiths Group PLC - Annual Report FY2022
   - Evidence informing the 2021 market-value input; displayed series and growth include calculations: Reports FY2021 aviation revenue of xx.xx, providing a historical purchasing-cycle reference rather than a global observation. ([www-live.smiths.com](https://www-live.smiths.com/media/xjvdpblr/smiths-annual-report-2022-report.pdf))
   - Evidence informing the 2022 market-value input; displayed series and growth include calculations: Reports FY2022 aviation revenue of xx.xx and continued weakness in aviation original equipment; supports a delayed capital-spending trough. ([www-live.smiths.com](https://www-live.smiths.com/media/xjvdpblr/smiths-annual-report-2022-report.pdf))
9. Smiths Group PLC - Annual Results for the Year Ended 31 July 2019
   - Evidence informing the 2018 market-value input; displayed series and growth include calculations: Reports FY2018 aviation revenue of xx.xx, supplying the historical comparison underlying the backcast. ([smiths.com](https://www.smiths.com/media/u4wla1bw/smiths-group-plc-annual-results-2019-press-release.pdf))
   - Evidence informing the 2019 market-value input; displayed series and growth include calculations: Reports FY2019 aviation revenue of xx.xx and customer delivery deferrals, qualifying a traffic-only growth model. ([smiths.com](https://www.smiths.com/media/u4wla1bw/smiths-group-plc-annual-results-2019-press-release.pdf))
   - Evidence informing the 2020 market-value input; displayed series and growth include calculations: Identifies deliveries deferred into FY2020; supports the possibility of backlog-supported spending despite a contemporaneous traffic shock, not the exact modeled growth rate. ([smiths.com](https://www.smiths.com/media/u4wla1bw/smiths-group-plc-annual-results-2019-press-release.pdf))
10. ACI World - The High-Wire Balancing Act: Global Air Transport Demand in 2018 and 2019
    - Evidence informing the 2017 market-value input; displayed series and growth include calculations: Reports xx.xx airport passengers and xx.xx% growth in 2018; the growth observation informs the 2017 backcast bridge. ([blog.aci.aero](https://blog.aci.aero/airport-economics/the-high-wire-balancing-act-global-air-transport-demand-in-2018-and-2019/))
    - Evidence informing the 2018 market-value input; displayed series and growth include calculations: Provides the observed 2018 traffic-growth reference, not an equipment-market growth observation. ([blog.aci.aero](https://blog.aci.aero/airport-economics/the-high-wire-balancing-act-global-air-transport-demand-in-2018-and-2019/))
11. ICAO A42-WP/556 - State of the Industry and Outlook for Airport Traffic, Presented by ACI
    - Evidence informing the 2020 market-value input; displayed series and growth include calculations: Records the collapse from xx.xx airport passengers in 2019 to xx.xx in 2020; constrains the shock and funding-risk interpretation. ([icao.int](https://www.icao.int/sites/default/files/Meetings/a42/Documents/WP/wp_556_en.pdf))
    - Evidence informing the 2021 market-value input; displayed series and growth include calculations: Reports xx.xx airport passengers in 2021, supporting a prolonged funding and activity shock. ([icao.int](https://www.icao.int/sites/default/files/Meetings/a42/Documents/WP/wp_556_en.pdf))
    - Evidence informing the 2023 market-value input; displayed series and growth include calculations: Reports xx.xx airport passengers in 2023; traffic recovery is distinguished from equipment purchasing. ([icao.int](https://www.icao.int/sites/default/files/Meetings/a42/Documents/WP/wp_556_en.pdf))
    - Evidence informing the 2024 market-value input; displayed series and growth include calculations: Reports xx.xx airport passengers in 2024, providing a demand recovery cross-check. ([icao.int](https://www.icao.int/sites/default/files/Meetings/a42/Documents/WP/wp_556_en.pdf))

12. Port of Seattle - Baggage Handling System Optimization
    - Evidence informing the 2029 market-value input; displayed series and growth include calculations: Seattle plans to consolidate six baggage-screening systems, increase supported passenger capacity, and reduce screening-machine demand. Supports integration spending without one-for-one detector growth. ([portseattle.org](https://www.portseattle.org/projects/baggage-handling-system-optimization))
    - Evidence informing the 2032 market-value input; displayed series and growth include calculations: The consolidation example constrains equipment-volume assumptions; its whole baggage-handling project value is excluded from market sizing. ([portseattle.org](https://www.portseattle.org/projects/baggage-handling-system-optimization))
    - Evidence informing the 2040 market-value input; displayed series and growth include calculations: Provides a commercial counterexample to extrapolating passenger growth directly into machine counts throughout the long-range forecast. ([portseattle.org](https://www.portseattle.org/projects/baggage-handling-system-optimization))
13. Smiths Group PLC - Half Year Results for the Six Months Ended 31 January 2026
    - Evidence informing the 2026 market-value input; displayed series and growth include calculations: Reports xx.xx% organic growth for Smiths Detection in HY2026, with aviation checkpoint upgrades contributing. Supports a positive 2026 nowcast, not a directly observed global growth rate. ([www-live.smiths.com](https://www-live.smiths.com/media/villk35h/smiths-hy26-results-press-release.pdf))
14. ACI World - Biannual global air travel demand update, 30 September 2025
    - Evidence informing base-year allocation inputs; displayed values and growth are calculated: Regional traffic-scale input; geographic rebasing and spending intensities are modeled.
    - Evidence informing forecast-year allocation inputs; displayed values and growth are calculated: Regional traffic-scale input; geographic rebasing and spending intensities are modeled.
    - Evidence informing base-year allocation inputs; displayed values and growth are calculated: Regional traffic-scale input; Mexico is reassigned to its captured North American parent.
    - Evidence informing forecast-year allocation inputs; displayed values and growth are calculated: Regional traffic-scale input; Mexico is reassigned to its captured North American parent.
    - Evidence informing base-year allocation inputs; displayed values and growth are calculated: Regional traffic-scale input; source membership differs from the captured hierarchy.
    - Evidence informing forecast-year allocation inputs; displayed values and growth are calculated: Regional traffic-scale input; source membership differs from the captured hierarchy.
    - Evidence informing base-year allocation inputs; displayed values and growth are calculated: Regional traffic-scale input before the modeled Turkey and Israel bridge.
    - Evidence informing forecast-year allocation inputs; displayed values and growth are calculated: Regional traffic-scale input before the modeled Turkey and Israel bridge.
    - Evidence informing base-year allocation inputs; displayed values and growth are calculated: The xx.xx-million 2025 traffic estimate constrains the regional demand proxy, not equipment spending.
    - Evidence informing forecast-year allocation inputs; displayed values and growth are calculated: The xx.xx-million 2025 traffic estimate constrains the regional demand proxy, not equipment spending.
    - Evidence informing base-year allocation inputs; displayed values and growth are calculated: The xx.xx-billion 2025 traffic estimate constrains regional scale; forecast purchasing convergence is assumed.
    - Evidence informing forecast-year allocation inputs; displayed values and growth are calculated: The xx.xx-billion 2025 traffic estimate constrains regional scale; forecast purchasing convergence is assumed.

15. CATSA - 2025 Annual Report, Management's Discussion and Analysis
    - Evidence informing base-year allocation inputs; displayed values and growth are calculated: C$xx.xx EDS capital expenditure constrains the Canadian expenditure calibration; baggage attribution is modeled.
    - Evidence informing forecast-year allocation inputs; displayed values and growth are calculated: C$xx.xx EDS capital expenditure constrains the Canadian expenditure calibration; baggage attribution is modeled.
    - Evidence informing base-year allocation inputs; displayed values and growth are calculated: Buyer-spending calibration supports a premium regional equipment/support intensity, not an observed regional share.
    - Evidence informing forecast-year allocation inputs; displayed values and growth are calculated: Buyer-spending calibration supports a premium regional equipment/support intensity, not an observed regional share.
    - Evidence informing base-year allocation inputs; displayed values and growth are calculated: FY2024/xx.xx pre-board capital appropriations used were C$xx.xx. This supplies the Canadian purchasing comparison and a component of the non-passenger-to-cabin activity proxy, not a global share.
    - Evidence informing forecast-year allocation inputs; displayed values and growth are calculated: FY2024/xx.xx pre-board capital appropriations used were C$xx.xx. This supplies the Canadian purchasing comparison and a component of the non-passenger-to-cabin activity proxy, not a global share.
16. Leidos - Leidos wins TSA logistics contract, 23 January 2025
    - Evidence informing base-year allocation inputs; displayed values and growth are calculated: The eight-year, USD xx.xx maximum sustainment award covers xx.xx units at over xx.xx locations; scope and realization adjustments are modeled.
    - Evidence informing forecast-year allocation inputs; displayed values and growth are calculated: The eight-year, USD xx.xx maximum sustainment award covers xx.xx units at over xx.xx locations; scope and realization adjustments are modeled.
    - Evidence informing base-year allocation inputs; displayed values and growth are calculated: Supports recurring-support scale and manufacturer-coordination constraints, not unrestricted service access.
    - Evidence informing forecast-year allocation inputs; displayed values and growth are calculated: Supports recurring-support scale and manufacturer-coordination constraints, not unrestricted service access.
17. ACI-LAC - Air Traffic in Latin America and the Caribbean Maintains Growth Trajectory with a 5% Increase in 2025
    - Evidence informing base-year allocation inputs; displayed values and growth are calculated: Brazil's xx.xx-million airport-traffic aggregate constrains its demand scale; equipment intensity remains modeled.
    - Evidence informing forecast-year allocation inputs; displayed values and growth are calculated: Brazil's xx.xx-million airport-traffic aggregate constrains its demand scale; equipment intensity remains modeled.
    - Evidence informing base-year allocation inputs; displayed values and growth are calculated: Regional traffic evidence constrains the common country model while leaving uncatalogued activity.
    - Evidence informing forecast-year allocation inputs; displayed values and growth are calculated: Regional traffic evidence constrains the common country model while leaving uncatalogued activity.
18. Eurostat - Air passenger transport statistics, December 2025, Table 1: 2024 country traffic
    - Evidence informing base-year allocation inputs; displayed values and growth are calculated: Traffic primitive.
    - Evidence informing forecast-year allocation inputs; displayed values and growth are calculated: Traffic primitive.
19. Eurostat - Air passenger transport: data by month
    - Evidence informing base-year allocation inputs; displayed values and growth are calculated: Interim country changes inform assumed 2025 bridges; domestic endpoint and expenditure adjustments remain modeled.
    - Evidence informing forecast-year allocation inputs; displayed values and growth are calculated: Interim country changes inform assumed 2025 bridges; domestic endpoint and expenditure adjustments remain modeled.

20. ACI EUROPE - 2025 all about traffic resilience as Europe's airports welcomed an additional 100 million passengers
    - Evidence informing base-year allocation inputs; displayed values and growth are calculated: Country growth heterogeneity constrains the shared European purchasing model.
    - Evidence informing forecast-year allocation inputs; displayed values and growth are calculated: Country growth heterogeneity constrains the shared European purchasing model.
    - Evidence informing base-year allocation inputs; displayed values and growth are calculated: Published Russian weakness constrains, rather than validates, its working scale.
    - Evidence informing forecast-year allocation inputs; displayed values and growth are calculated: Published Russian weakness constrains, rather than validates, its working scale.
    - Evidence informing base-year allocation inputs; displayed values and growth are calculated: Annual growth input to the 2025 bridge.
    - Evidence informing forecast-year allocation inputs; displayed values and growth are calculated: Annual growth input to the 2025 bridge.
21. UK Civil Aviation Authority - UK aviation officially breaks records with over 300m passenger journeys in 2025
    - Evidence informing base-year allocation inputs; displayed values and growth are calculated: The xx.xx-million UK-and-Crown-Dependency headline constrains the modeled UK country traffic bridge.
    - Evidence informing forecast-year allocation inputs; displayed values and growth are calculated: The xx.xx-million UK-and-Crown-Dependency headline constrains the modeled UK country traffic bridge.
22. Fraport - AI for Monitoring Aviation Security, 22 January 2026
    - Evidence informing base-year allocation inputs; displayed values and growth are calculated: Over xx.xx CT scanners and approximately EUR xx.xx cumulative checkpoint investment support a premium installed-mix premise, not annual national revenue.
    - Evidence informing forecast-year allocation inputs; displayed values and growth are calculated: Over xx.xx CT scanners and approximately EUR xx.xx cumulative checkpoint investment support a premium installed-mix premise, not annual national revenue.
    - Evidence informing base-year allocation inputs; displayed values and growth are calculated: Quantified national deployment provides an independent test of heterogeneous European modernization.
    - Evidence informing forecast-year allocation inputs; displayed values and growth are calculated: Quantified national deployment provides an independent test of heterogeneous European modernization.
23. ECAC - Common Evaluation Process of security equipment
    - Evidence informing base-year allocation inputs; displayed values and growth are calculated: Evaluation is not national approval; no uniform cross-country market-access premium is assumed.
    - Evidence informing forecast-year allocation inputs; displayed values and growth are calculated: Evaluation is not national approval; no uniform cross-country market-access premium is assumed.
24. DHMİ - Havayolunda Cumhuriyet Tarihinin Rekoru, 9 January 2026
    - Evidence informing base-year allocation inputs; displayed values and growth are calculated: Supports the traffic rebasing into the captured Middle Eastern parent.
    - Evidence informing forecast-year allocation inputs; displayed values and growth are calculated: Supports the traffic rebasing into the captured Middle Eastern parent.
25. Smiths Detection - DAEP checkpoint screening contract for Dubai International Airport, 7 May 2025
    - Evidence informing base-year allocation inputs; displayed values and growth are calculated: Purchaser-specific award evidence supports a bounded premium-mix premise, not a GCC-wide allocation.
    - Evidence informing forecast-year allocation inputs; displayed values and growth are calculated: Purchaser-specific award evidence supports a bounded premium-mix premise, not a GCC-wide allocation.
26. Airports Company South Africa - Airport statistics
    - Evidence informing base-year allocation inputs; displayed values and growth are calculated: Provides an operating-network commercial anchor for the regional installed-base premise.
    - Evidence informing forecast-year allocation inputs; displayed values and growth are calculated: Provides an operating-network commercial anchor for the regional installed-base premise.

27. CAAC - 2025 Civil Aviation Industry Development Statistical Bulletin, 17 April 2026
    - Evidence informing base-year allocation inputs; displayed values and growth are calculated: Reports xx.xx mainland airport movements and xx.xx transport airports in 2025; the Hong Kong/Macao extension is modeled.
    - Evidence informing forecast-year allocation inputs; displayed values and growth are calculated: Reports xx.xx mainland airport movements and xx.xx transport airports in 2025; the Hong Kong/Macao extension is modeled.
    - Evidence informing base-year allocation inputs; displayed values and growth are calculated: Large-market traffic and airport-network scale constrain the regional demand model.
    - Evidence informing forecast-year allocation inputs; displayed values and growth are calculated: Large-market traffic and airport-network scale constrain the regional demand model.
28. Sydney Airport - Traffic and Operational Performance Q4 2025
    - Evidence informing base-year allocation inputs; displayed values and growth are calculated: Sydney's xx.xx-million traffic and staged xx.xx-lane/six-of-seven-lane deployment constrain national scale and modernization assumptions.
    - Evidence informing forecast-year allocation inputs; displayed values and growth are calculated: Sydney's xx.xx-million traffic and staged xx.xx-lane/six-of-seven-lane deployment constrain national scale and modernization assumptions.
    - Evidence informing base-year allocation inputs; displayed values and growth are calculated: Quantified staged deployment supports regional heterogeneity, not a common modernization timetable.
    - Evidence informing forecast-year allocation inputs; displayed values and growth are calculated: Quantified staged deployment supports regional heterogeneity, not a common modernization timetable.
29. U.S. Senator Michael Bennet - SAFEGUARDS Act announcement, 23 July 2025
    - Evidence informing base-year allocation inputs; displayed values and growth are calculated: The xx.xx-airport and xx.xx-lane national footprint constrains minimum network support; proposed funding is not counted as realized revenue.
    - Evidence informing forecast-year allocation inputs; displayed values and growth are calculated: The xx.xx-airport and xx.xx-lane national footprint constrains minimum network support; proposed funding is not counted as realized revenue.
30. CATSA Annual Report 2024 - Management's Discussion and Analysis
    - Evidence informing base-year allocation inputs; displayed values and growth are calculated: FY2023/xx.xx pre-board capital appropriations used of C$xx.xx provide the second period in the non-passenger-to-cabin purchasing comparison.

10.3. Non-Passenger Property Screening

Table 135. Global Airport Baggage Screening Systems Market Size, by Non-Passenger Property Screening, by Region, 2017-2040 (USD Million)

Region	2017	2024	2025	2026	2027	2032	2040	CAGR (%)
Africa	xx.xx	xx.xx	xx.xx	xx.xx	xx.xx	xx.xx	xx.xx	xx.xx
Asia-Pacific	xx.xx	xx.xx	xx.xx	xx.xx	xx.xx	xx.xx	xx.xx	xx.xx
Europe	xx.xx	xx.xx	xx.xx	xx.xx	xx.xx	xx.xx	xx.xx	xx.xx
Latin America	xx.xx	xx.xx	xx.xx	xx.xx	xx.xx	xx.xx	xx.xx	xx.xx
Middle East	xx.xx	xx.xx	xx.xx	xx.xx	xx.xx	xx.xx	xx.xx	xx.xx
North America	xx.xx	xx.xx	xx.xx	xx.xx	xx.xx	xx.xx	xx.xx	xx.xx
Total	**xx.xx**	**xx.xx**	**xx.xx**	**xx.xx**	**xx.xx**	**xx.xx**	**xx.xx**	**xx.xx**

Table 136. Global Airport Baggage Screening Systems Market Size, by Non-Passenger Property Screening, by Group, 2017-2040 (USD Million)

Group	2017	2024	2025	2026	2027	2032	2040	CAGR (%)
ASEAN	xx.xx	xx.xx	xx.xx	xx.xx	xx.xx	xx.xx	xx.xx	xx.xx
BRICS	xx.xx	xx.xx	xx.xx	xx.xx	xx.xx	xx.xx	xx.xx	xx.xx
European Union	xx.xx	xx.xx	xx.xx	xx.xx	xx.xx	xx.xx	xx.xx	xx.xx
G7	xx.xx	xx.xx	xx.xx	xx.xx	xx.xx	xx.xx	xx.xx	xx.xx
GCC	xx.xx	xx.xx	xx.xx	xx.xx	xx.xx	xx.xx	xx.xx	xx.xx
NATO	xx.xx	xx.xx	xx.xx	xx.xx	xx.xx	xx.xx	xx.xx	xx.xx

Table 137. Global Airport Baggage Screening Systems Market Size, by Non-Passenger Property Screening, by Country, 2017-2040 (USD Million)

Country	2017	2024	2025	2026	2027	2032	2040	CAGR (%)
Australia	xx.xx	xx.xx	xx.xx	xx.xx	xx.xx	xx.xx	xx.xx	xx.xx
Brazil	xx.xx	xx.xx	xx.xx	xx.xx	xx.xx	xx.xx	xx.xx	xx.xx
Canada	xx.xx	xx.xx	xx.xx	xx.xx	xx.xx	xx.xx	xx.xx	xx.xx
China	xx.xx	xx.xx	xx.xx	xx.xx	xx.xx	xx.xx	xx.xx	xx.xx
France	xx.xx	xx.xx	xx.xx	xx.xx	xx.xx	xx.xx	xx.xx	xx.xx
Germany	xx.xx	xx.xx	xx.xx	xx.xx	xx.xx	xx.xx	xx.xx	xx.xx
India	xx.xx	xx.xx	xx.xx	xx.xx	xx.xx	xx.xx	xx.xx	xx.xx
Italy	xx.xx	xx.xx	xx.xx	xx.xx	xx.xx	xx.xx	xx.xx	xx.xx
Japan	xx.xx	xx.xx	xx.xx	xx.xx	xx.xx	xx.xx	xx.xx	xx.xx
Mexico	xx.xx	xx.xx	xx.xx	xx.xx	xx.xx	xx.xx	xx.xx	xx.xx
Russia	xx.xx	xx.xx	xx.xx	xx.xx	xx.xx	xx.xx	xx.xx	xx.xx
South Korea	xx.xx	xx.xx	xx.xx	xx.xx	xx.xx	xx.xx	xx.xx	xx.xx
Spain	xx.xx	xx.xx	xx.xx	xx.xx	xx.xx	xx.xx	xx.xx	xx.xx
United Kingdom	xx.xx	xx.xx	xx.xx	xx.xx	xx.xx	xx.xx	xx.xx	xx.xx
United States	xx.xx	xx.xx	xx.xx	xx.xx	xx.xx	xx.xx	xx.xx	xx.xx
Others	xx.xx	xx.xx	xx.xx	xx.xx	xx.xx	xx.xx	xx.xx	xx.xx
Total	**xx.xx**	**xx.xx**	**xx.xx**	**xx.xx**	**xx.xx**	**xx.xx**	**xx.xx**	**xx.xx**

Sources & Evidence

1. Overview - CATSA

· Taxonomy evidence: Non-passenger screening includes crew, ground personnel and service providers and their belongings entering restricted areas. Only the belongings portion is retained here; vehicles and people-only screening are excluded.
([catsa-acsta.gc.ca](https://www.catsa-acsta.gc.ca/en/publications/overview))

2. House Report 119-173 - Department of Homeland Security Appropriations Bill, 2026
   · Evidence informing the 2030 market-value input; displayed series and growth include calculations: The aging installed fleet supports replacement demand, but does not establish the forecast's realization dates or annual purchasing rate. ([govinfo.gov](https://www.govinfo.gov/content/pkg/CRPT-119hrpt173/html/CRPT-119hrpt173.htm))
3. GAO-24-106573 - DHS Annual Assessment: Most Programs Are Meeting Current Goals, but Some Continue to Face Cost and Schedule Challenges
   · Evidence informing the 2026 market-value input; displayed series and growth include calculations: Reports plans for xx.xx checkpoint systems and xx.xx increment-one deployments by September 2023; supports an incomplete replacement cycle rather than universal CT adoption. ([gao.gov](https://www.gao.gov/assets/gao-xx.xx-xx.xx.pdf))
4. Global Airport Passenger Traffic Reaches Record 9.8 Billion in 2025, Airports Council International World reports
   · Evidence informing the 2026 market-value input; displayed series and growth include calculations: Reports cooling passenger-growth momentum in 2026, supporting moderation of traffic-driven equipment expansion despite continuing replacement demand. ([aci.aero](https://aci.aero/2026/xx.xx/xx.xx/global-airport-passenger-traffic-reaches-record-xx.xx-xx.xx-billion-in-2025-airports-council-international-world-reports/))
   · Evidence informing base-year allocation inputs; displayed values and growth are calculated: Full-year 2025 traffic weakness qualifies the mature-market expansion assumption.
   · Evidence informing forecast-year allocation inputs; displayed values and growth are calculated: Full-year 2025 traffic weakness qualifies the mature-market expansion assumption.
   · Evidence informing base-year allocation inputs; displayed values and growth are calculated: Full-year growth provides a regional direction check, not an equipment-share observation.
   · Evidence informing forecast-year allocation inputs; displayed values and growth are calculated: Full-year growth provides a regional direction check, not an equipment-share observation.
   · Evidence informing base-year allocation inputs; displayed values and growth are calculated: Full-year traffic growth constrains the regional demand premise.
   · Evidence informing forecast-year allocation inputs; displayed values and growth are calculated: Full-year traffic growth constrains the regional demand premise.
   · Evidence informing forecast-year allocation inputs; displayed values and growth are calculated: The reported first-half 2026 decline of xx.xx% constrains the recovery scenario.
   · Evidence informing base-year allocation inputs; displayed values and growth are calculated: Reported 2025 growth provides a demand-direction check; procurement intensity remains assumed.
   · Evidence informing forecast-year allocation inputs; displayed values and growth are calculated: Reported 2025 growth provides a demand-direction check; procurement intensity remains assumed.
   · Evidence informing base-year allocation inputs; displayed values and growth are calculated: Reported traffic momentum supports differentiated demand, not the final modeled forecast share.
   · Evidence informing forecast-year allocation inputs; displayed values and growth are calculated: Reported traffic momentum supports differentiated demand, not the final modeled forecast share.
5. Smiths Group PLC - Full Year Results for the 12 Months Ended 31 July 2025
   · Evidence informing the 2024 market-value input; displayed series and growth include calculations: Discloses aviation original-equipment revenue of xx.xx and aftermarket revenue of xx.xx for FY2024; supplies historical cycle proxies. ([www-live.smiths.com](https://www-live.smiths.com/media/snqpxwkd/smiths-group-plc-annual-results-2025-press-release.pdf))
   · Evidence informing the 2027 market-value input; displayed series and growth include calculations: Reports approximately xx.xx cumulative CTiX sales and continuing aviation upgrade demand; supports replacement activity, not an observed global forecast. ([www-live.smiths.com](https://www-live.smiths.com/media/snqpxwkd/smiths-group-plc-annual-results-2025-press-release.pdf))

6. Smiths Group PLC - Annual Report & Accounts FY2023
   - Evidence informing the 2022 market-value input; displayed series and growth include calculations: Reports FY2022 aviation original-equipment revenue of xx.xx, used as a dimensionless historical capital-cycle proxy. ([www-live.smiths.com](https://www-live.smiths.com/media/phjp1j44/smiths-annual-report-2023.pdf))
   - Evidence informing the 2023 market-value input; displayed series and growth include calculations: Reports FY2023 aviation original-equipment revenue of xx.xx and aftermarket revenue of xx.xx; supports the modeled recovery direction. ([www-live.smiths.com](https://www-live.smiths.com/media/phjp1j44/smiths-annual-report-2023.pdf))
7. Smiths Group PLC - Annual Report FY2022
   - Evidence informing the 2021 market-value input; displayed series and growth include calculations: Reports FY2021 aviation revenue of xx.xx, providing a historical purchasing-cycle reference rather than a global observation. ([www-live.smiths.com](https://www-live.smiths.com/media/xjvdpblr/smiths-annual-report-2022-report.pdf))
   - Evidence informing the 2022 market-value input; displayed series and growth include calculations: Reports FY2022 aviation revenue of xx.xx and continued weakness in aviation original equipment; supports a delayed capital-spending trough. ([www-live.smiths.com](https://www-live.smiths.com/media/xjvdpblr/smiths-annual-report-2022-report.pdf))
8. Smiths Group PLC - Annual Results for the Year Ended 31 July 2019
   - Evidence informing the 2018 market-value input; displayed series and growth include calculations: Reports FY2018 aviation revenue of xx.xx, supplying the historical comparison underlying the backcast. ([smiths.com](https://www.smiths.com/media/u4wla1bw/smiths-group-plc-annual-results-2019-press-release.pdf))
   - Evidence informing the 2019 market-value input; displayed series and growth include calculations: Reports FY2019 aviation revenue of xx.xx and customer delivery deferrals, qualifying a traffic-only growth model. ([smiths.com](https://www.smiths.com/media/u4wla1bw/smiths-group-plc-annual-results-2019-press-release.pdf))
   - Evidence informing the 2020 market-value input; displayed series and growth include calculations: Identifies deliveries deferred into FY2020; supports the possibility of backlog-supported spending despite a contemporaneous traffic shock, not the exact modeled growth rate. ([smiths.com](https://www.smiths.com/media/u4wla1bw/smiths-group-plc-annual-results-2019-press-release.pdf))
9. ACI World - The High-Wire Balancing Act: Global Air Transport Demand in 2018 and 2019
   - Evidence informing the 2017 market-value input; displayed series and growth include calculations: Reports xx.xx airport passengers and xx.xx% growth in 2018; the growth observation informs the 2017 backcast bridge. ([blog.aci.aero](https://blog.aci.aero/airport-economics/the-high-wire-balancing-act-global-air-transport-demand-in-2018-and-2019/))
   - Evidence informing the 2018 market-value input; displayed series and growth include calculations: Provides the observed 2018 traffic-growth reference, not an equipment-market growth observation. ([blog.aci.aero](https://blog.aci.aero/airport-economics/the-high-wire-balancing-act-global-air-transport-demand-in-2018-and-2019/))
10. ICAO A42-WP/556 - State of the Industry and Outlook for Airport Traffic, Presented by ACI
    - Evidence informing the 2020 market-value input; displayed series and growth include calculations: Records the collapse from xx.xx airport passengers in 2019 to xx.xx in 2020; constrains the shock and funding-risk interpretation. ([icao.int](https://www.icao.int/sites/default/files/Meetings/a42/Documents/WP/wp_556_en.pdf))
    - Evidence informing the 2021 market-value input; displayed series and growth include calculations: Reports xx.xx airport passengers in 2021, supporting a prolonged funding and activity shock. ([icao.int](https://www.icao.int/sites/default/files/Meetings/a42/Documents/WP/wp_556_en.pdf))
    - Evidence informing the 2023 market-value input; displayed series and growth include calculations: Reports xx.xx airport passengers in 2023; traffic recovery is distinguished from equipment purchasing. ([icao.int](https://www.icao.int/sites/default/files/Meetings/a42/Documents/WP/wp_556_en.pdf))
    - Evidence informing the 2024 market-value input; displayed series and growth include calculations: Reports xx.xx airport passengers in 2024, providing a demand recovery cross-check. ([icao.int](https://www.icao.int/sites/default/files/Meetings/a42/Documents/WP/wp_556_en.pdf))

11. Port of Seattle - Baggage Handling System Optimization
    - Evidence informing the 2029 market-value input; displayed series and growth include calculations: Seattle plans to consolidate six baggage-screening systems, increase supported passenger capacity, and reduce screening-machine demand. Supports integration spending without one-for-one detector growth. ([portseattle.org](https://www.portseattle.org/projects/baggage-handling-system-optimization))
    - Evidence informing the 2032 market-value input; displayed series and growth include calculations: The consolidation example constrains equipment-volume assumptions; its whole baggage-handling project value is excluded from market sizing. ([portseattle.org](https://www.portseattle.org/projects/baggage-handling-system-optimization))
    - Evidence informing the 2040 market-value input; displayed series and growth include calculations: Provides a commercial counterexample to extrapolating passenger growth directly into machine counts throughout the long-range forecast. ([portseattle.org](https://www.portseattle.org/projects/baggage-handling-system-optimization))
12. Smiths Group PLC - Half Year Results for the Six Months Ended 31 January 2026
    - Evidence informing the 2026 market-value input; displayed series and growth include calculations: Reports xx.xx% organic growth for Smiths Detection in HY2026, with aviation checkpoint upgrades contributing. Supports a positive 2026 nowcast, not a directly observed global growth rate. ([www-live.smiths.com](https://www-live.smiths.com/media/villk35h/smiths-hy26-results-press-release.pdf))
13. ACI World - Biannual global air travel demand update, 30 September 2025
    - Evidence informing base-year allocation inputs; displayed values and growth are calculated: Regional traffic-scale input; geographic rebasing and spending intensities are modeled.
    - Evidence informing forecast-year allocation inputs; displayed values and growth are calculated: Regional traffic-scale input; geographic rebasing and spending intensities are modeled.
    - Evidence informing base-year allocation inputs; displayed values and growth are calculated: Regional traffic-scale input; Mexico is reassigned to its captured North American parent.
    - Evidence informing forecast-year allocation inputs; displayed values and growth are calculated: Regional traffic-scale input; Mexico is reassigned to its captured North American parent.
    - Evidence informing base-year allocation inputs; displayed values and growth are calculated: Regional traffic-scale input; source membership differs from the captured hierarchy.
    - Evidence informing forecast-year allocation inputs; displayed values and growth are calculated: Regional traffic-scale input; source membership differs from the captured hierarchy.
    - Evidence informing base-year allocation inputs; displayed values and growth are calculated: Regional traffic-scale input before the modeled Turkey and Israel bridge.
    - Evidence informing forecast-year allocation inputs; displayed values and growth are calculated: Regional traffic-scale input before the modeled Turkey and Israel bridge.
    - Evidence informing base-year allocation inputs; displayed values and growth are calculated: The xx.xx-million 2025 traffic estimate constrains the regional demand proxy, not equipment spending.
    - Evidence informing forecast-year allocation inputs; displayed values and growth are calculated: The xx.xx-million 2025 traffic estimate constrains the regional demand proxy, not equipment spending.
    - Evidence informing base-year allocation inputs; displayed values and growth are calculated: The xx.xx-billion 2025 traffic estimate constrains regional scale; forecast purchasing convergence is assumed.
    - Evidence informing forecast-year allocation inputs; displayed values and growth are calculated: The xx.xx-billion 2025 traffic estimate constrains regional scale; forecast purchasing convergence is assumed.

14. CATSA - 2025 Annual Report, Management's Discussion and Analysis
    - Evidence informing base-year allocation inputs; displayed values and growth are calculated: C$xx.xx EDS capital expenditure constrains the Canadian expenditure calibration; baggage attribution is modeled.
    - Evidence informing forecast-year allocation inputs; displayed values and growth are calculated: C$xx.xx EDS capital expenditure constrains the Canadian expenditure calibration; baggage attribution is modeled.
    - Evidence informing base-year allocation inputs; displayed values and growth are calculated: Buyer-spending calibration supports a premium regional equipment/support intensity, not an observed regional share.
    - Evidence informing forecast-year allocation inputs; displayed values and growth are calculated: Buyer-spending calibration supports a premium regional equipment/support intensity, not an observed regional share.
    - Evidence informing base-year allocation inputs; displayed values and growth are calculated: FY2024/xx.xx non-passenger capital appropriations used were C$xx.xx, below the original C$xx.xx budget. Actual purchasing informs the proxy and qualifies automatic announcement-to-revenue conversion.
    - Evidence informing forecast-year allocation inputs; displayed values and growth are calculated: FY2024/xx.xx non-passenger capital appropriations used were C$xx.xx, below the original C$xx.xx budget. Actual purchasing informs the proxy and qualifies automatic announcement-to-revenue conversion.
15. Leidos - Leidos wins TSA logistics contract, 23 January 2025
    - Evidence informing base-year allocation inputs; displayed values and growth are calculated: The eight-year, USD xx.xx maximum sustainment award covers xx.xx units at over xx.xx locations; scope and realization adjustments are modeled.
    - Evidence informing forecast-year allocation inputs; displayed values and growth are calculated: The eight-year, USD xx.xx maximum sustainment award covers xx.xx units at over xx.xx locations; scope and realization adjustments are modeled.
    - Evidence informing base-year allocation inputs; displayed values and growth are calculated: Supports recurring-support scale and manufacturer-coordination constraints, not unrestricted service access.
    - Evidence informing forecast-year allocation inputs; displayed values and growth are calculated: Supports recurring-support scale and manufacturer-coordination constraints, not unrestricted service access.
16. ACI-LAC - Air Traffic in Latin America and the Caribbean Maintains Growth Trajectory with a 5% Increase in 2025
    - Evidence informing base-year allocation inputs; displayed values and growth are calculated: Brazil's xx.xx-million airport-traffic aggregate constrains its demand scale; equipment intensity remains modeled.
    - Evidence informing forecast-year allocation inputs; displayed values and growth are calculated: Brazil's xx.xx-million airport-traffic aggregate constrains its demand scale; equipment intensity remains modeled.
    - Evidence informing base-year allocation inputs; displayed values and growth are calculated: Regional traffic evidence constrains the common country model while leaving uncatalogued activity.
    - Evidence informing forecast-year allocation inputs; displayed values and growth are calculated: Regional traffic evidence constrains the common country model while leaving uncatalogued activity.
17. Eurostat - Air passenger transport statistics, December 2025, Table 1: 2024 country traffic
    - Evidence informing base-year allocation inputs; displayed values and growth are calculated: Traffic primitive.
    - Evidence informing forecast-year allocation inputs; displayed values and growth are calculated: Traffic primitive.
18. Eurostat - Air passenger transport: data by month
    - Evidence informing base-year allocation inputs; displayed values and growth are calculated: Interim country changes inform assumed 2025 bridges; domestic endpoint and expenditure adjustments remain modeled.
    - Evidence informing forecast-year allocation inputs; displayed values and growth are calculated: Interim country changes inform assumed 2025 bridges; domestic endpoint and expenditure adjustments remain modeled.

19. ACI EUROPE - 2025 all about traffic resilience as Europe's airports welcomed an additional 100 million passengers
    - Evidence informing base-year allocation inputs; displayed values and growth are calculated: Country growth heterogeneity constrains the shared European purchasing model.
    - Evidence informing forecast-year allocation inputs; displayed values and growth are calculated: Country growth heterogeneity constrains the shared European purchasing model.
    - Evidence informing base-year allocation inputs; displayed values and growth are calculated: Published Russian weakness constrains, rather than validates, its working scale.
    - Evidence informing forecast-year allocation inputs; displayed values and growth are calculated: Published Russian weakness constrains, rather than validates, its working scale.
    - Evidence informing base-year allocation inputs; displayed values and growth are calculated: Annual growth input to the 2025 bridge.
    - Evidence informing forecast-year allocation inputs; displayed values and growth are calculated: Annual growth input to the 2025 bridge.
20. UK Civil Aviation Authority - UK aviation officially breaks records with over 300m passenger journeys in 2025
    - Evidence informing base-year allocation inputs; displayed values and growth are calculated: The xx.xx-million UK-and-Crown-Dependency headline constrains the modeled UK country traffic bridge.
    - Evidence informing forecast-year allocation inputs; displayed values and growth are calculated: The xx.xx-million UK-and-Crown-Dependency headline constrains the modeled UK country traffic bridge.
21. Fraport - AI for Monitoring Aviation Security, 22 January 2026
    - Evidence informing base-year allocation inputs; displayed values and growth are calculated: Over xx.xx CT scanners and approximately EUR xx.xx cumulative checkpoint investment support a premium installed-mix premise, not annual national revenue.
    - Evidence informing forecast-year allocation inputs; displayed values and growth are calculated: Over xx.xx CT scanners and approximately EUR xx.xx cumulative checkpoint investment support a premium installed-mix premise, not annual national revenue.
    - Evidence informing base-year allocation inputs; displayed values and growth are calculated: Quantified national deployment provides an independent test of heterogeneous European modernization.
    - Evidence informing forecast-year allocation inputs; displayed values and growth are calculated: Quantified national deployment provides an independent test of heterogeneous European modernization.
22. ECAC - Common Evaluation Process of security equipment
    - Evidence informing base-year allocation inputs; displayed values and growth are calculated: Evaluation is not national approval; no uniform cross-country market-access premium is assumed.
    - Evidence informing forecast-year allocation inputs; displayed values and growth are calculated: Evaluation is not national approval; no uniform cross-country market-access premium is assumed.
23. DHMİ - Havayolunda Cumhuriyet Tarihinin Rekoru, 9 January 2026
    - Evidence informing base-year allocation inputs; displayed values and growth are calculated: Supports the traffic rebasing into the captured Middle Eastern parent.
    - Evidence informing forecast-year allocation inputs; displayed values and growth are calculated: Supports the traffic rebasing into the captured Middle Eastern parent.
24. Smiths Detection - DAEP checkpoint screening contract for Dubai International Airport, 7 May 2025
    - Evidence informing base-year allocation inputs; displayed values and growth are calculated: Purchaser-specific award evidence supports a bounded premium-mix premise, not a GCC-wide allocation.
    - Evidence informing forecast-year allocation inputs; displayed values and growth are calculated: Purchaser-specific award evidence supports a bounded premium-mix premise, not a GCC-wide allocation.
25. Airports Company South Africa - Airport statistics
    - Evidence informing base-year allocation inputs; displayed values and growth are calculated: Provides an operating-network commercial anchor for the regional installed-base premise.
    - Evidence informing forecast-year allocation inputs; displayed values and growth are calculated: Provides an operating-network commercial anchor for the regional installed-base premise.

26. CAAC - 2025 Civil Aviation Industry Development Statistical Bulletin, 17 April 2026
    - Evidence informing base-year allocation inputs; displayed values and growth are calculated: Reports xx.xx mainland airport movements and xx.xx transport airports in 2025; the Hong Kong/Macao extension is modeled.
    - Evidence informing forecast-year allocation inputs; displayed values and growth are calculated: Reports xx.xx mainland airport movements and xx.xx transport airports in 2025; the Hong Kong/Macao extension is modeled.
    - Evidence informing base-year allocation inputs; displayed values and growth are calculated: Large-market traffic and airport-network scale constrain the regional demand model.
    - Evidence informing forecast-year allocation inputs; displayed values and growth are calculated: Large-market traffic and airport-network scale constrain the regional demand model.
27. Sydney Airport - Traffic and Operational Performance Q4 2025
    - Evidence informing base-year allocation inputs; displayed values and growth are calculated: Sydney's xx.xx-million traffic and staged xx.xx-lane/six-of-seven-lane deployment constrain national scale and modernization assumptions.
    - Evidence informing forecast-year allocation inputs; displayed values and growth are calculated: Sydney's xx.xx-million traffic and staged xx.xx-lane/six-of-seven-lane deployment constrain national scale and modernization assumptions.
    - Evidence informing base-year allocation inputs; displayed values and growth are calculated: Quantified staged deployment supports regional heterogeneity, not a common modernization timetable.
    - Evidence informing forecast-year allocation inputs; displayed values and growth are calculated: Quantified staged deployment supports regional heterogeneity, not a common modernization timetable.
28. U.S. Senator Michael Bennet - SAFEGUARDS Act announcement, 23 July 2025
    - Evidence informing base-year allocation inputs; displayed values and growth are calculated: The xx.xx-airport and xx.xx-lane national footprint constrains minimum network support; proposed funding is not counted as realized revenue.
    - Evidence informing forecast-year allocation inputs; displayed values and growth are calculated: The xx.xx-airport and xx.xx-lane national footprint constrains minimum network support; proposed funding is not counted as realized revenue.
29. CATSA 2025 Annual Report - Overview of Activities
    - Evidence informing forecast-year allocation inputs; displayed values and growth are calculated: The annual report identifies enhanced non-passenger requirements and implementation planned from spring 2025. This supports a conditional modernization premise, not the modeled global uptake factor.
30. CATSA Annual Report 2024 - Management’s Discussion and Analysis
    - Evidence informing base-year allocation inputs; displayed values and growth are calculated: FY2023/xx.xx non-passenger capital appropriations used of C$xx.xx enter the two-period activity proxy; they do not identify the property-only fraction.
    - Evidence informing forecast-year allocation inputs; displayed values and growth are calculated: FY2023/xx.xx non-passenger capital appropriations used of C$xx.xx enter the two-period activity proxy; they do not identify the property-only fraction.
31. CATSA Functions, Programs and Activities
    - Evidence informing base-year allocation inputs; displayed values and growth are calculated: Non-passenger screening covers airport workers and their belongings; only attributable property-screening offerings enter this allocation.
    - Evidence informing forecast-year allocation inputs; displayed values and growth are calculated: Non-passenger screening covers airport workers and their belongings; only attributable property-screening offerings enter this allocation.

10.4. Customs and Border Baggage Inspection

Table 138. Global Airport Baggage Screening Systems Market Size, by Customs and Border Baggage Inspection, by Region, 2017-2040 (USD Million)

Region	2017	2024	2025	2026	2027	2032	2040	CAGR (%)
Africa	xx.xx	xx.xx	xx.xx	xx.xx	xx.xx	xx.xx	xx.xx	xx.xx
Asia-Pacific	xx.xx	xx.xx	xx.xx	xx.xx	xx.xx	xx.xx	xx.xx	xx.xx
Europe	xx.xx	xx.xx	xx.xx	xx.xx	xx.xx	xx.xx	xx.xx	xx.xx
Latin America	xx.xx	xx.xx	xx.xx	xx.xx	xx.xx	xx.xx	xx.xx	xx.xx
Middle East	xx.xx	xx.xx	xx.xx	xx.xx	xx.xx	xx.xx	xx.xx	xx.xx
North America	xx.xx	xx.xx	xx.xx	xx.xx	xx.xx	xx.xx	xx.xx	xx.xx
Total	**xx.xx**	**xx.xx**	**xx.xx**	**xx.xx**	**xx.xx**	**xx.xx**	**xx.xx**	**xx.xx**

Table 139. Global Airport Baggage Screening Systems Market Size, by Customs and Border Baggage Inspection, by Group, 2017-2040 (USD Million)

Group	2017	2024	2025	2026	2027	2032	2040	CAGR (%)
ASEAN	xx.xx	xx.xx	xx.xx	xx.xx	xx.xx	xx.xx	xx.xx	xx.xx
BRICS	xx.xx	xx.xx	xx.xx	xx.xx	xx.xx	xx.xx	xx.xx	xx.xx
European Union	xx.xx	xx.xx	xx.xx	xx.xx	xx.xx	xx.xx	xx.xx	xx.xx
G7	xx.xx	xx.xx	xx.xx	xx.xx	xx.xx	xx.xx	xx.xx	xx.xx
GCC	xx.xx	xx.xx	xx.xx	xx.xx	xx.xx	xx.xx	xx.xx	xx.xx
NATO	xx.xx	xx.xx	xx.xx	xx.xx	xx.xx	xx.xx	xx.xx	xx.xx

Table 140. Global Airport Baggage Screening Systems Market Size, by Customs and Border Baggage Inspection, by Country, 2017-2040 (USD Million)

Country	2017	2024	2025	2026	2027	2032	2040	CAGR (%)
Australia	xx.xx	xx.xx	xx.xx	xx.xx	xx.xx	xx.xx	xx.xx	xx.xx
Brazil	xx.xx	xx.xx	xx.xx	xx.xx	xx.xx	xx.xx	xx.xx	xx.xx
Canada	xx.xx	xx.xx	xx.xx	xx.xx	xx.xx	xx.xx	xx.xx	xx.xx
China	xx.xx	xx.xx	xx.xx	xx.xx	xx.xx	xx.xx	xx.xx	xx.xx
France	xx.xx	xx.xx	xx.xx	xx.xx	xx.xx	xx.xx	xx.xx	xx.xx
Germany	xx.xx	xx.xx	xx.xx	xx.xx	xx.xx	xx.xx	xx.xx	xx.xx
India	xx.xx	xx.xx	xx.xx	xx.xx	xx.xx	xx.xx	xx.xx	xx.xx
Italy	xx.xx	xx.xx	xx.xx	xx.xx	xx.xx	xx.xx	xx.xx	xx.xx
Japan	xx.xx	xx.xx	xx.xx	xx.xx	xx.xx	xx.xx	xx.xx	xx.xx
Mexico	xx.xx	xx.xx	xx.xx	xx.xx	xx.xx	xx.xx	xx.xx	xx.xx
Russia	xx.xx	xx.xx	xx.xx	xx.xx	xx.xx	xx.xx	xx.xx	xx.xx
South Korea	xx.xx	xx.xx	xx.xx	xx.xx	xx.xx	xx.xx	xx.xx	xx.xx
Spain	xx.xx	xx.xx	xx.xx	xx.xx	xx.xx	xx.xx	xx.xx	xx.xx
United Kingdom	xx.xx	xx.xx	xx.xx	xx.xx	xx.xx	xx.xx	xx.xx	xx.xx
United States	xx.xx	xx.xx	xx.xx	xx.xx	xx.xx	xx.xx	xx.xx	xx.xx
Others	xx.xx	xx.xx	xx.xx	xx.xx	xx.xx	xx.xx	xx.xx	xx.xx
Total	**xx.xx**	**xx.xx**	**xx.xx**	**xx.xx**	**xx.xx**	**xx.xx**	**xx.xx**	**xx.xx**

Sources & Evidence

1. EMSD Provides Comprehensive Support for Terminal 2 Commissioning - VoiceLink, Issue 79, June 2026

   · Taxonomy evidence: The June 2026 government account places baggage/parcel X-ray procurement and installation for Customs and Excise within Terminal xx.xx facilities that commenced operation on May xx.xx 2026. This strengthens the dated airport-customs context but does not isolate baggage expenditure. ([wcms.emsd.gov.hk](https://wcms.emsd.gov.hk/minisites/voice/en/issue79/en/text/article5.html))

   · Taxonomy evidence: The June 2026 government report describes baggage-inspection X-ray equipment procured and installed for the Customs and Excise Department at Hong Kong International Airport Terminal xx.xx. This supports an airport customs-inspection application distinct from passenger aviation-security screening, but does not isolate baggage spending from parcels and other equipment. ([wcms.emsd.gov.hk](https://wcms.emsd.gov.hk/minisites/voice/en/issue79/en/text/article5.html))

   · Evidence informing forecast-year allocation inputs; displayed values and growth are calculated: The June 2026 account identifies baggage-and-parcel equipment procurement and installation for the customs authority at Terminal xx.xx. It supports a separate commissioning mission but does not isolate baggage expenditure.

2. House Report 119-173 - Department of Homeland Security Appropriations Bill, 2026

   · Evidence informing the 2030 market-value input; displayed series and growth include calculations: The aging installed fleet supports replacement demand, but does not establish the forecast's realization dates or annual purchasing rate. ([govinfo.gov](https://www.govinfo.gov/content/pkg/CRPT-119hrpt173/html/CRPT-119hrpt173.htm))

3. GAO-24-106573 - DHS Annual Assessment: Most Programs Are Meeting Current Goals, but Some Continue to Face Cost and Schedule Challenges
   - Evidence informing the 2026 market-value input; displayed series and growth include calculations: Reports plans for xx.xx checkpoint systems and xx.xx increment-one deployments by September 2023; supports an incomplete replacement cycle rather than universal CT adoption. ([gao.gov](https://www.gao.gov/assets/gao-xx.xx-xx.xx.pdf))
4. Global Airport Passenger Traffic Reaches Record 9.8 Billion in 2025, Airports Council International World reports
   - Evidence informing the 2026 market-value input; displayed series and growth include calculations: Reports cooling passenger-growth momentum in 2026, supporting moderation of traffic-driven equipment expansion despite continuing replacement demand. ([aci.aero](https://aci.aero/2026/xx.xx/xx.xx/global-airport-passenger-traffic-reaches-record-xx.xx-xx.xx-billion-in-2025-airports-council-international-world-reports/))
   - Evidence informing base-year allocation inputs; displayed values and growth are calculated: Full-year 2025 traffic weakness qualifies the mature-market expansion assumption.
   - Evidence informing forecast-year allocation inputs; displayed values and growth are calculated: Full-year 2025 traffic weakness qualifies the mature-market expansion assumption.
   - Evidence informing base-year allocation inputs; displayed values and growth are calculated: Full-year growth provides a regional direction check, not an equipment-share observation.
   - Evidence informing forecast-year allocation inputs; displayed values and growth are calculated: Full-year growth provides a regional direction check, not an equipment-share observation.
   - Evidence informing base-year allocation inputs; displayed values and growth are calculated: Full-year traffic growth constrains the regional demand premise.
   - Evidence informing forecast-year allocation inputs; displayed values and growth are calculated: Full-year traffic growth constrains the regional demand premise.
   - Evidence informing forecast-year allocation inputs; displayed values and growth are calculated: The reported first-half 2026 decline of xx.xx% constrains the recovery scenario.
   - Evidence informing base-year allocation inputs; displayed values and growth are calculated: Reported 2025 growth provides a demand-direction check; procurement intensity remains assumed.
   - Evidence informing forecast-year allocation inputs; displayed values and growth are calculated: Reported 2025 growth provides a demand-direction check; procurement intensity remains assumed.
   - Evidence informing base-year allocation inputs; displayed values and growth are calculated: Reported traffic momentum supports differentiated demand, not the final modeled forecast share.
   - Evidence informing forecast-year allocation inputs; displayed values and growth are calculated: Reported traffic momentum supports differentiated demand, not the final modeled forecast share.
5. Smiths Group PLC - Full Year Results for the 12 Months Ended 31 July 2025
   - Evidence informing the 2024 market-value input; displayed series and growth include calculations: Discloses aviation original-equipment revenue of xx.xx and aftermarket revenue of xx.xx for FY2024; supplies historical cycle proxies. ([www-live.smiths.com](https://www-live.smiths.com/media/snqpxwkd/smiths-group-plc-annual-results-2025-press-release.pdf))
   - Evidence informing the 2027 market-value input; displayed series and growth include calculations: Reports approximately xx.xx cumulative CTiX sales and continuing aviation upgrade demand; supports replacement activity, not an observed global forecast. ([www-live.smiths.com](https://www-live.smiths.com/media/snqpxwkd/smiths-group-plc-annual-results-2025-press-release.pdf))

6. Smiths Group PLC - Annual Report & Accounts FY2023
   - Evidence informing the 2022 market-value input; displayed series and growth include calculations: Reports FY2022 aviation original-equipment revenue of xx.xx, used as a dimensionless historical capital-cycle proxy. ([www-live.smiths.com](https://www-live.smiths.com/media/phjp1j44/smiths-annual-report-2023.pdf))
   - Evidence informing the 2023 market-value input; displayed series and growth include calculations: Reports FY2023 aviation original-equipment revenue of xx.xx and aftermarket revenue of xx.xx; supports the modeled recovery direction. ([www-live.smiths.com](https://www-live.smiths.com/media/phjp1j44/smiths-annual-report-2023.pdf))
7. Smiths Group PLC - Annual Report FY2022
   - Evidence informing the 2021 market-value input; displayed series and growth include calculations: Reports FY2021 aviation revenue of xx.xx, providing a historical purchasing-cycle reference rather than a global observation. ([www-live.smiths.com](https://www-live.smiths.com/media/xjvdpblr/smiths-annual-report-2022-report.pdf))
   - Evidence informing the 2022 market-value input; displayed series and growth include calculations: Reports FY2022 aviation revenue of xx.xx and continued weakness in aviation original equipment; supports a delayed capital-spending trough. ([www-live.smiths.com](https://www-live.smiths.com/media/xjvdpblr/smiths-annual-report-2022-report.pdf))
8. Smiths Group PLC - Annual Results for the Year Ended 31 July 2019
   - Evidence informing the 2018 market-value input; displayed series and growth include calculations: Reports FY2018 aviation revenue of xx.xx, supplying the historical comparison underlying the backcast. ([smiths.com](https://www.smiths.com/media/u4wla1bw/smiths-group-plc-annual-results-2019-press-release.pdf))
   - Evidence informing the 2019 market-value input; displayed series and growth include calculations: Reports FY2019 aviation revenue of xx.xx and customer delivery deferrals, qualifying a traffic-only growth model. ([smiths.com](https://www.smiths.com/media/u4wla1bw/smiths-group-plc-annual-results-2019-press-release.pdf))
   - Evidence informing the 2020 market-value input; displayed series and growth include calculations: Identifies deliveries deferred into FY2020; supports the possibility of backlog-supported spending despite a contemporaneous traffic shock, not the exact modeled growth rate. ([smiths.com](https://www.smiths.com/media/u4wla1bw/smiths-group-plc-annual-results-2019-press-release.pdf))
9. ACI World - The High-Wire Balancing Act: Global Air Transport Demand in 2018 and 2019
   - Evidence informing the 2017 market-value input; displayed series and growth include calculations: Reports xx.xx airport passengers and xx.xx% growth in 2018; the growth observation informs the 2017 backcast bridge. ([blog.aci.aero](https://blog.aci.aero/airport-economics/the-high-wire-balancing-act-global-air-transport-demand-in-2018-and-2019/))
   - Evidence informing the 2018 market-value input; displayed series and growth include calculations: Provides the observed 2018 traffic-growth reference, not an equipment-market growth observation. ([blog.aci.aero](https://blog.aci.aero/airport-economics/the-high-wire-balancing-act-global-air-transport-demand-in-2018-and-2019/))
10. ICAO A42-WP/556 - State of the Industry and Outlook for Airport Traffic, Presented by ACI
    - Evidence informing the 2020 market-value input; displayed series and growth include calculations: Records the collapse from xx.xx airport passengers in 2019 to xx.xx in 2020; constrains the shock and funding-risk interpretation. ([icao.int](https://www.icao.int/sites/default/files/Meetings/a42/Documents/WP/wp_556_en.pdf))
    - Evidence informing the 2021 market-value input; displayed series and growth include calculations: Reports xx.xx airport passengers in 2021, supporting a prolonged funding and activity shock. ([icao.int](https://www.icao.int/sites/default/files/Meetings/a42/Documents/WP/wp_556_en.pdf))
    - Evidence informing the 2023 market-value input; displayed series and growth include calculations: Reports xx.xx airport passengers in 2023; traffic recovery is distinguished from equipment purchasing. ([icao.int](https://www.icao.int/sites/default/files/Meetings/a42/Documents/WP/wp_556_en.pdf))
    - Evidence informing the 2024 market-value input; displayed series and growth include calculations: Reports xx.xx airport passengers in 2024, providing a demand recovery cross-check. ([icao.int](https://www.icao.int/sites/default/files/Meetings/a42/Documents/WP/wp_556_en.pdf))

11. Port of Seattle - Baggage Handling System Optimization
    - Evidence informing the 2029 market-value input; displayed series and growth include calculations: Seattle plans to consolidate six baggage-screening systems, increase supported passenger capacity, and reduce screening-machine demand. Supports integration spending without one-for-one detector growth. ([portseattle.org](https://www.portseattle.org/projects/baggage-handling-system-optimization))
    - Evidence informing the 2032 market-value input; displayed series and growth include calculations: The consolidation example constrains equipment-volume assumptions; its whole baggage-handling project value is excluded from market sizing. ([portseattle.org](https://www.portseattle.org/projects/baggage-handling-system-optimization))
    - Evidence informing the 2040 market-value input; displayed series and growth include calculations: Provides a commercial counterexample to extrapolating passenger growth directly into machine counts throughout the long-range forecast. ([portseattle.org](https://www.portseattle.org/projects/baggage-handling-system-optimization))
12. Smiths Group PLC - Half Year Results for the Six Months Ended 31 January 2026
    - Evidence informing the 2026 market-value input; displayed series and growth include calculations: Reports xx.xx% organic growth for Smiths Detection in HY2026, with aviation checkpoint upgrades contributing. Supports a positive 2026 nowcast, not a directly observed global growth rate. ([www-live.smiths.com](https://www-live.smiths.com/media/villk35h/smiths-hy26-results-press-release.pdf))
13. ACI World - Biannual global air travel demand update, 30 September 2025
    - Evidence informing base-year allocation inputs; displayed values and growth are calculated: Regional traffic-scale input; geographic rebasing and spending intensities are modeled.
    - Evidence informing forecast-year allocation inputs; displayed values and growth are calculated: Regional traffic-scale input; geographic rebasing and spending intensities are modeled.
    - Evidence informing base-year allocation inputs; displayed values and growth are calculated: Regional traffic-scale input; Mexico is reassigned to its captured North American parent.
    - Evidence informing forecast-year allocation inputs; displayed values and growth are calculated: Regional traffic-scale input; Mexico is reassigned to its captured North American parent.
    - Evidence informing base-year allocation inputs; displayed values and growth are calculated: Regional traffic-scale input; source membership differs from the captured hierarchy.
    - Evidence informing forecast-year allocation inputs; displayed values and growth are calculated: Regional traffic-scale input; source membership differs from the captured hierarchy.
    - Evidence informing base-year allocation inputs; displayed values and growth are calculated: Regional traffic-scale input before the modeled Turkey and Israel bridge.
    - Evidence informing forecast-year allocation inputs; displayed values and growth are calculated: Regional traffic-scale input before the modeled Turkey and Israel bridge.
    - Evidence informing base-year allocation inputs; displayed values and growth are calculated: The xx.xx-million 2025 traffic estimate constrains the regional demand proxy, not equipment spending.
    - Evidence informing forecast-year allocation inputs; displayed values and growth are calculated: The xx.xx-million 2025 traffic estimate constrains the regional demand proxy, not equipment spending.
    - Evidence informing base-year allocation inputs; displayed values and growth are calculated: The xx.xx-billion 2025 traffic estimate constrains regional scale; forecast purchasing convergence is assumed.
    - Evidence informing forecast-year allocation inputs; displayed values and growth are calculated: The xx.xx-billion 2025 traffic estimate constrains regional scale; forecast purchasing convergence is assumed.

14. CATSA - 2025 Annual Report, Management's Discussion and Analysis
    - Evidence informing base-year allocation inputs; displayed values and growth are calculated: C$xx.xx EDS capital expenditure constrains the Canadian expenditure calibration; baggage attribution is modeled.
    - Evidence informing forecast-year allocation inputs; displayed values and growth are calculated: C$xx.xx EDS capital expenditure constrains the Canadian expenditure calibration; baggage attribution is modeled.
    - Evidence informing base-year allocation inputs; displayed values and growth are calculated: Buyer-spending calibration supports a premium regional equipment/support intensity, not an observed regional share.
    - Evidence informing forecast-year allocation inputs; displayed values and growth are calculated: Buyer-spending calibration supports a premium regional equipment/support intensity, not an observed regional share.
15. Leidos - Leidos wins TSA logistics contract, 23 January 2025
    - Evidence informing base-year allocation inputs; displayed values and growth are calculated: The eight-year, USD xx.xx maximum sustainment award covers xx.xx units at over xx.xx locations; scope and realization adjustments are modeled.
    - Evidence informing forecast-year allocation inputs; displayed values and growth are calculated: The eight-year, USD xx.xx maximum sustainment award covers xx.xx units at over xx.xx locations; scope and realization adjustments are modeled.
    - Evidence informing base-year allocation inputs; displayed values and growth are calculated: Supports recurring-support scale and manufacturer-coordination constraints, not unrestricted service access.
    - Evidence informing forecast-year allocation inputs; displayed values and growth are calculated: Supports recurring-support scale and manufacturer-coordination constraints, not unrestricted service access.
16. ACI-LAC - Air Traffic in Latin America and the Caribbean Maintains Growth Trajectory with a 5% Increase in 2025
    - Evidence informing base-year allocation inputs; displayed values and growth are calculated: Brazil's xx.xx-million airport-traffic aggregate constrains its demand scale; equipment intensity remains modeled.
    - Evidence informing forecast-year allocation inputs; displayed values and growth are calculated: Brazil's xx.xx-million airport-traffic aggregate constrains its demand scale; equipment intensity remains modeled.
    - Evidence informing base-year allocation inputs; displayed values and growth are calculated: Regional traffic evidence constrains the common country model while leaving uncatalogued activity.
    - Evidence informing forecast-year allocation inputs; displayed values and growth are calculated: Regional traffic evidence constrains the common country model while leaving uncatalogued activity.
17. Eurostat - Air passenger transport statistics, December 2025, Table 1: 2024 country traffic
    - Evidence informing base-year allocation inputs; displayed values and growth are calculated: Traffic primitive.
    - Evidence informing forecast-year allocation inputs; displayed values and growth are calculated: Traffic primitive.
18. Eurostat - Air passenger transport: data by month
    - Evidence informing base-year allocation inputs; displayed values and growth are calculated: Interim country changes inform assumed 2025 bridges; domestic endpoint and expenditure adjustments remain modeled.
    - Evidence informing forecast-year allocation inputs; displayed values and growth are calculated: Interim country changes inform assumed 2025 bridges; domestic endpoint and expenditure adjustments remain modeled.

19. ACI EUROPE - 2025 all about traffic resilience as Europe's airports welcomed an additional 100 million passengers
    - Evidence informing base-year allocation inputs; displayed values and growth are calculated: Country growth heterogeneity constrains the shared European purchasing model.
    - Evidence informing forecast-year allocation inputs; displayed values and growth are calculated: Country growth heterogeneity constrains the shared European purchasing model.
    - Evidence informing base-year allocation inputs; displayed values and growth are calculated: Published Russian weakness constrains, rather than validates, its working scale.
    - Evidence informing forecast-year allocation inputs; displayed values and growth are calculated: Published Russian weakness constrains, rather than validates, its working scale.
    - Evidence informing base-year allocation inputs; displayed values and growth are calculated: Annual growth input to the 2025 bridge.
    - Evidence informing forecast-year allocation inputs; displayed values and growth are calculated: Annual growth input to the 2025 bridge.
20. UK Civil Aviation Authority - UK aviation officially breaks records with over 300m passenger journeys in 2025
    - Evidence informing base-year allocation inputs; displayed values and growth are calculated: The xx.xx-million UK-and-Crown-Dependency headline constrains the modeled UK country traffic bridge.
    - Evidence informing forecast-year allocation inputs; displayed values and growth are calculated: The xx.xx-million UK-and-Crown-Dependency headline constrains the modeled UK country traffic bridge.
21. Fraport - AI for Monitoring Aviation Security, 22 January 2026
    - Evidence informing base-year allocation inputs; displayed values and growth are calculated: Over xx.xx CT scanners and approximately EUR xx.xx cumulative checkpoint investment support a premium installed-mix premise, not annual national revenue.
    - Evidence informing forecast-year allocation inputs; displayed values and growth are calculated: Over xx.xx CT scanners and approximately EUR xx.xx cumulative checkpoint investment support a premium installed-mix premise, not annual national revenue.
    - Evidence informing base-year allocation inputs; displayed values and growth are calculated: Quantified national deployment provides an independent test of heterogeneous European modernization.
    - Evidence informing forecast-year allocation inputs; displayed values and growth are calculated: Quantified national deployment provides an independent test of heterogeneous European modernization.
22. ECAC - Common Evaluation Process of security equipment
    - Evidence informing base-year allocation inputs; displayed values and growth are calculated: Evaluation is not national approval; no uniform cross-country market-access premium is assumed.
    - Evidence informing forecast-year allocation inputs; displayed values and growth are calculated: Evaluation is not national approval; no uniform cross-country market-access premium is assumed.
23. DHMİ - Havayolunda Cumhuriyet Tarihinin Rekoru, 9 January 2026
    - Evidence informing base-year allocation inputs; displayed values and growth are calculated: Supports the traffic rebasing into the captured Middle Eastern parent.
    - Evidence informing forecast-year allocation inputs; displayed values and growth are calculated: Supports the traffic rebasing into the captured Middle Eastern parent.
24. Smiths Detection - DAEP checkpoint screening contract for Dubai International Airport, 7 May 2025
    - Evidence informing base-year allocation inputs; displayed values and growth are calculated: Purchaser-specific award evidence supports a bounded premium-mix premise, not a GCC-wide allocation.
    - Evidence informing forecast-year allocation inputs; displayed values and growth are calculated: Purchaser-specific award evidence supports a bounded premium-mix premise, not a GCC-wide allocation.
25. Airports Company South Africa - Airport statistics
    - Evidence informing base-year allocation inputs; displayed values and growth are calculated: Provides an operating-network commercial anchor for the regional installed-base premise.
    - Evidence informing forecast-year allocation inputs; displayed values and growth are calculated: Provides an operating-network commercial anchor for the regional installed-base premise.

26. CAAC - 2025 Civil Aviation Industry Development Statistical Bulletin, 17 April 2026
    - Evidence informing base-year allocation inputs; displayed values and growth are calculated: Reports xx.xx mainland airport movements and xx.xx transport airports in 2025; the Hong Kong/Macao extension is modeled.
    - Evidence informing forecast-year allocation inputs; displayed values and growth are calculated: Reports xx.xx mainland airport movements and xx.xx transport airports in 2025; the Hong Kong/Macao extension is modeled.
    - Evidence informing base-year allocation inputs; displayed values and growth are calculated: Large-market traffic and airport-network scale constrain the regional demand model.
    - Evidence informing forecast-year allocation inputs; displayed values and growth are calculated: Large-market traffic and airport-network scale constrain the regional demand model.
27. Sydney Airport - Traffic and Operational Performance Q4 2025
    - Evidence informing base-year allocation inputs; displayed values and growth are calculated: Sydney's xx.xx-million traffic and staged xx.xx-lane/six-of-seven-lane deployment constrain national scale and modernization assumptions.
    - Evidence informing forecast-year allocation inputs; displayed values and growth are calculated: Sydney's xx.xx-million traffic and staged xx.xx-lane/six-of-seven-lane deployment constrain national scale and modernization assumptions.
    - Evidence informing base-year allocation inputs; displayed values and growth are calculated: Quantified staged deployment supports regional heterogeneity, not a common modernization timetable.
    - Evidence informing forecast-year allocation inputs; displayed values and growth are calculated: Quantified staged deployment supports regional heterogeneity, not a common modernization timetable.
28. U.S. Senator Michael Bennet - SAFEGUARDS Act announcement, 23 July 2025
    - Evidence informing base-year allocation inputs; displayed values and growth are calculated: The xx.xx-airport and xx.xx-lane national footprint constrains minimum network support; proposed funding is not counted as realized revenue.
    - Evidence informing forecast-year allocation inputs; displayed values and growth are calculated: The xx.xx-airport and xx.xx-lane national footprint constrains minimum network support; proposed funding is not counted as realized revenue.
29. Cochin International Airport Selects Smiths Detection’s CTX 9800 for Next-Generation Hold Baggage Screening
    - Evidence informing base-year allocation inputs; displayed values and growth are calculated: The May 2017 deployment identifies xx.xx customs baggage systems alongside four hold-baggage systems. This supports the customs-intensive historical configuration proxy, not current global fleet or revenue observations.
    - Evidence informing forecast-year allocation inputs; displayed values and growth are calculated: The May 2017 deployment identifies xx.xx customs baggage systems alongside four hold-baggage systems. This supports the customs-intensive historical configuration proxy, not current global fleet or revenue observations.
30. GAO-26-107811 - Guam: Considerations for Evaluating Alternative Customs Models and Potential Economic Effects
    - Evidence informing base-year allocation inputs; displayed values and growth are calculated: The audit identifies two historical airport-customs baggage systems inactive for years and delayed replacement procurement. This challenges conversion of installed stock or acknowledged need directly into annual equipment and support revenue.
    - Evidence informing forecast-year allocation inputs; displayed values and growth are calculated: The audit identifies two historical airport-customs baggage systems inactive for years and delayed replacement procurement. This challenges conversion of installed stock or acknowledged need directly into annual equipment and support revenue.

10.5. Terminal-Entrance Baggage Screening

Table 141. Global Airport Baggage Screening Systems Market Size, by Terminal-Entrance Baggage Screening, by Region, 2017-2040 (USD Million)

Region	2017	2024	2025	2026	2027	2032	2040	CAGR (%)
Africa	xx.xx	xx.xx	xx.xx	xx.xx	xx.xx	xx.xx	xx.xx	xx.xx
Asia-Pacific	xx.xx	xx.xx	xx.xx	xx.xx	xx.xx	xx.xx	xx.xx	xx.xx
Europe	xx.xx	xx.xx	xx.xx	xx.xx	xx.xx	xx.xx	xx.xx	xx.xx
Latin America	xx.xx	xx.xx	xx.xx	xx.xx	xx.xx	xx.xx	xx.xx	xx.xx
Middle East	xx.xx	xx.xx	xx.xx	xx.xx	xx.xx	xx.xx	xx.xx	xx.xx
North America	xx.xx	xx.xx	xx.xx	xx.xx	xx.xx	xx.xx	xx.xx	xx.xx
Total	**xx.xx**	**xx.xx**	**xx.xx**	**xx.xx**	**xx.xx**	**xx.xx**	**xx.xx**	**xx.xx**

Table 142. Global Airport Baggage Screening Systems Market Size, by Terminal-Entrance Baggage Screening, by Group, 2017-2040 (USD Million)

Group	2017	2024	2025	2026	2027	2032	2040	CAGR (%)
ASEAN	xx.xx	xx.xx	xx.xx	xx.xx	xx.xx	xx.xx	xx.xx	xx.xx
BRICS	xx.xx	xx.xx	xx.xx	xx.xx	xx.xx	xx.xx	xx.xx	xx.xx
European Union	xx.xx	xx.xx	xx.xx	xx.xx	xx.xx	xx.xx	xx.xx	xx.xx
G7	xx.xx	xx.xx	xx.xx	xx.xx	xx.xx	xx.xx	xx.xx	xx.xx
GCC	xx.xx	xx.xx	xx.xx	xx.xx	xx.xx	xx.xx	xx.xx	xx.xx
NATO	xx.xx	xx.xx	xx.xx	xx.xx	xx.xx	xx.xx	xx.xx	xx.xx

Table 143. Global Airport Baggage Screening Systems Market Size, by Terminal-Entrance Baggage Screening, by Country, 2017-2040 (USD Million)

Country	2017	2024	2025	2026	2027	2032	2040	CAGR (%)
Australia	xx.xx	xx.xx	xx.xx	xx.xx	xx.xx	xx.xx	xx.xx	xx.xx
Brazil	xx.xx	xx.xx	xx.xx	xx.xx	xx.xx	xx.xx	xx.xx	xx.xx
Canada	xx.xx	xx.xx	xx.xx	xx.xx	xx.xx	xx.xx	xx.xx	xx.xx
China	xx.xx	xx.xx	xx.xx	xx.xx	xx.xx	xx.xx	xx.xx	xx.xx
France	xx.xx	xx.xx	xx.xx	xx.xx	xx.xx	xx.xx	xx.xx	xx.xx
Germany	xx.xx	xx.xx	xx.xx	xx.xx	xx.xx	xx.xx	xx.xx	xx.xx
India	xx.xx	xx.xx	xx.xx	xx.xx	xx.xx	xx.xx	xx.xx	xx.xx
Italy	xx.xx	xx.xx	xx.xx	xx.xx	xx.xx	xx.xx	xx.xx	xx.xx
Japan	xx.xx	xx.xx	xx.xx	xx.xx	xx.xx	xx.xx	xx.xx	xx.xx
Mexico	xx.xx	xx.xx	xx.xx	xx.xx	xx.xx	xx.xx	xx.xx	xx.xx
Russia	xx.xx	xx.xx	xx.xx	xx.xx	xx.xx	xx.xx	xx.xx	xx.xx
South Korea	xx.xx	xx.xx	xx.xx	xx.xx	xx.xx	xx.xx	xx.xx	xx.xx
Spain	xx.xx	xx.xx	xx.xx	xx.xx	xx.xx	xx.xx	xx.xx	xx.xx
United Kingdom	xx.xx	xx.xx	xx.xx	xx.xx	xx.xx	xx.xx	xx.xx	xx.xx
United States	xx.xx	xx.xx	xx.xx	xx.xx	xx.xx	xx.xx	xx.xx	xx.xx
Others	xx.xx	xx.xx	xx.xx	xx.xx	xx.xx	xx.xx	xx.xx	xx.xx
Total	**xx.xx**	**xx.xx**	**xx.xx**	**xx.xx**	**xx.xx**	**xx.xx**	**xx.xx**	**xx.xx**

Sources & Evidence

1. About the security control itself - Fraport TAV Antalya Airport

   · Taxonomy evidence: Fraport TAV Antalya Airport's guidance distinguishes terminal-entry security from a later gate-area security check and describes X-ray screening of carried items. A separate terminal-admission baggage mission is an analytical classification of this documented activity, not a claim that all airports use it or that its baggage expenditure is separately disclosed. ([antalya-airport.aero](https://www.antalya-airport.aero/passengers-visitors/passenger-guide/departing-from-ayt/luggage-security-information/about-the-security-control-itself))

   · Evidence informing base-year allocation inputs; displayed values and growth are calculated: The airport operator distinguishes terminal-entry security from a subsequent checkpoint. This supports a separate entrance-screening mission while providing no global prevalence or spending share.

   · Evidence informing forecast-year allocation inputs; displayed values and growth are calculated: The airport operator distinguishes terminal-entry security from a subsequent checkpoint. This supports a separate entrance-screening mission while providing no global prevalence or spending share.

2. House Report 119-173 - Department of Homeland Security Appropriations Bill, 2026

   · Evidence informing the 2030 market-value input; displayed series and growth include calculations: The aging installed fleet supports replacement demand, but does not establish the forecast's realization dates or annual purchasing rate. ([govinfo.gov](https://www.govinfo.gov/content/pkg/CRPT-119hrpt173/html/CRPT-119hrpt173.htm))

3. GAO-24-106573 - DHS Annual Assessment: Most Programs Are Meeting Current Goals, but Some Continue to Face Cost and Schedule Challenges
   - Evidence informing the 2026 market-value input; displayed series and growth include calculations: Reports plans for xx.xx checkpoint systems and xx.xx increment-one deployments by September 2023; supports an incomplete replacement cycle rather than universal CT adoption. ([gao.gov](https://www.gao.gov/assets/gao-xx.xx-xx.xx.pdf))
4. Global Airport Passenger Traffic Reaches Record 9.8 Billion in 2025, Airports Council International World reports
   - Evidence informing the 2026 market-value input; displayed series and growth include calculations: Reports cooling passenger-growth momentum in 2026, supporting moderation of traffic-driven equipment expansion despite continuing replacement demand. ([aci.aero](https://aci.aero/2026/xx.xx/xx.xx/global-airport-passenger-traffic-reaches-record-xx.xx-xx.xx-billion-in-2025-airports-council-international-world-reports/))
   - Evidence informing base-year allocation inputs; displayed values and growth are calculated: Full-year 2025 traffic weakness qualifies the mature-market expansion assumption.
   - Evidence informing forecast-year allocation inputs; displayed values and growth are calculated: Full-year 2025 traffic weakness qualifies the mature-market expansion assumption.
   - Evidence informing base-year allocation inputs; displayed values and growth are calculated: Full-year growth provides a regional direction check, not an equipment-share observation.
   - Evidence informing forecast-year allocation inputs; displayed values and growth are calculated: Full-year growth provides a regional direction check, not an equipment-share observation.
   - Evidence informing base-year allocation inputs; displayed values and growth are calculated: Full-year traffic growth constrains the regional demand premise.
   - Evidence informing forecast-year allocation inputs; displayed values and growth are calculated: Full-year traffic growth constrains the regional demand premise.
   - Evidence informing forecast-year allocation inputs; displayed values and growth are calculated: The reported first-half 2026 decline of xx.xx% constrains the recovery scenario.
   - Evidence informing base-year allocation inputs; displayed values and growth are calculated: Reported 2025 growth provides a demand-direction check; procurement intensity remains assumed.
   - Evidence informing forecast-year allocation inputs; displayed values and growth are calculated: Reported 2025 growth provides a demand-direction check; procurement intensity remains assumed.
   - Evidence informing base-year allocation inputs; displayed values and growth are calculated: Reported traffic momentum supports differentiated demand, not the final modeled forecast share.
   - Evidence informing forecast-year allocation inputs; displayed values and growth are calculated: Reported traffic momentum supports differentiated demand, not the final modeled forecast share.
5. Smiths Group PLC - Full Year Results for the 12 Months Ended 31 July 2025
   - Evidence informing the 2024 market-value input; displayed series and growth include calculations: Discloses aviation original-equipment revenue of xx.xx and aftermarket revenue of xx.xx for FY2024; supplies historical cycle proxies. ([www-live.smiths.com](https://www-live.smiths.com/media/snqpxwkd/smiths-group-plc-annual-results-2025-press-release.pdf))
   - Evidence informing the 2027 market-value input; displayed series and growth include calculations: Reports approximately xx.xx cumulative CTiX sales and continuing aviation upgrade demand; supports replacement activity, not an observed global forecast. ([www-live.smiths.com](https://www-live.smiths.com/media/snqpxwkd/smiths-group-plc-annual-results-2025-press-release.pdf))

6. Smiths Group PLC - Annual Report & Accounts FY2023
   - Evidence informing the 2022 market-value input; displayed series and growth include calculations: Reports FY2022 aviation original-equipment revenue of xx.xx, used as a dimensionless historical capital-cycle proxy. ([www-live.smiths.com](https://www-live.smiths.com/media/phjp1j44/smiths-annual-report-2023.pdf))
   - Evidence informing the 2023 market-value input; displayed series and growth include calculations: Reports FY2023 aviation original-equipment revenue of xx.xx and aftermarket revenue of xx.xx; supports the modeled recovery direction. ([www-live.smiths.com](https://www-live.smiths.com/media/phjp1j44/smiths-annual-report-2023.pdf))
7. Smiths Group PLC - Annual Report FY2022
   - Evidence informing the 2021 market-value input; displayed series and growth include calculations: Reports FY2021 aviation revenue of xx.xx, providing a historical purchasing-cycle reference rather than a global observation. ([www-live.smiths.com](https://www-live.smiths.com/media/xjvdpblr/smiths-annual-report-2022-report.pdf))
   - Evidence informing the 2022 market-value input; displayed series and growth include calculations: Reports FY2022 aviation revenue of xx.xx and continued weakness in aviation original equipment; supports a delayed capital-spending trough. ([www-live.smiths.com](https://www-live.smiths.com/media/xjvdpblr/smiths-annual-report-2022-report.pdf))
8. Smiths Group PLC - Annual Results for the Year Ended 31 July 2019
   - Evidence informing the 2018 market-value input; displayed series and growth include calculations: Reports FY2018 aviation revenue of xx.xx, supplying the historical comparison underlying the backcast. ([smiths.com](https://www.smiths.com/media/u4wla1bw/smiths-group-plc-annual-results-2019-press-release.pdf))
   - Evidence informing the 2019 market-value input; displayed series and growth include calculations: Reports FY2019 aviation revenue of xx.xx and customer delivery deferrals, qualifying a traffic-only growth model. ([smiths.com](https://www.smiths.com/media/u4wla1bw/smiths-group-plc-annual-results-2019-press-release.pdf))
   - Evidence informing the 2020 market-value input; displayed series and growth include calculations: Identifies deliveries deferred into FY2020; supports the possibility of backlog-supported spending despite a contemporaneous traffic shock, not the exact modeled growth rate. ([smiths.com](https://www.smiths.com/media/u4wla1bw/smiths-group-plc-annual-results-2019-press-release.pdf))
9. ACI World - The High-Wire Balancing Act: Global Air Transport Demand in 2018 and 2019
   - Evidence informing the 2017 market-value input; displayed series and growth include calculations: Reports xx.xx airport passengers and xx.xx% growth in 2018; the growth observation informs the 2017 backcast bridge. ([blog.aci.aero](https://blog.aci.aero/airport-economics/the-high-wire-balancing-act-global-air-transport-demand-in-2018-and-2019/))
   - Evidence informing the 2018 market-value input; displayed series and growth include calculations: Provides the observed 2018 traffic-growth reference, not an equipment-market growth observation. ([blog.aci.aero](https://blog.aci.aero/airport-economics/the-high-wire-balancing-act-global-air-transport-demand-in-2018-and-2019/))
10. ICAO A42-WP/556 - State of the Industry and Outlook for Airport Traffic, Presented by ACI
    - Evidence informing the 2020 market-value input; displayed series and growth include calculations: Records the collapse from xx.xx airport passengers in 2019 to xx.xx in 2020; constrains the shock and funding-risk interpretation. ([icao.int](https://www.icao.int/sites/default/files/Meetings/a42/Documents/WP/wp_556_en.pdf))
    - Evidence informing the 2021 market-value input; displayed series and growth include calculations: Reports xx.xx airport passengers in 2021, supporting a prolonged funding and activity shock. ([icao.int](https://www.icao.int/sites/default/files/Meetings/a42/Documents/WP/wp_556_en.pdf))
    - Evidence informing the 2023 market-value input; displayed series and growth include calculations: Reports xx.xx airport passengers in 2023; traffic recovery is distinguished from equipment purchasing. ([icao.int](https://www.icao.int/sites/default/files/Meetings/a42/Documents/WP/wp_556_en.pdf))
    - Evidence informing the 2024 market-value input; displayed series and growth include calculations: Reports xx.xx airport passengers in 2024, providing a demand recovery cross-check. ([icao.int](https://www.icao.int/sites/default/files/Meetings/a42/Documents/WP/wp_556_en.pdf))

11. Port of Seattle - Baggage Handling System Optimization
    - Evidence informing the 2029 market-value input; displayed series and growth include calculations: Seattle plans to consolidate six baggage-screening systems, increase supported passenger capacity, and reduce screening-machine demand. Supports integration spending without one-for-one detector growth. ([portseattle.org](https://www.portseattle.org/projects/baggage-handling-system-optimization))
    - Evidence informing the 2032 market-value input; displayed series and growth include calculations: The consolidation example constrains equipment-volume assumptions; its whole baggage-handling project value is excluded from market sizing. ([portseattle.org](https://www.portseattle.org/projects/baggage-handling-system-optimization))
    - Evidence informing the 2040 market-value input; displayed series and growth include calculations: Provides a commercial counterexample to extrapolating passenger growth directly into machine counts throughout the long-range forecast. ([portseattle.org](https://www.portseattle.org/projects/baggage-handling-system-optimization))
12. Smiths Group PLC - Half Year Results for the Six Months Ended 31 January 2026
    - Evidence informing the 2026 market-value input; displayed series and growth include calculations: Reports xx.xx% organic growth for Smiths Detection in HY2026, with aviation checkpoint upgrades contributing. Supports a positive 2026 nowcast, not a directly observed global growth rate. ([www-live.smiths.com](https://www-live.smiths.com/media/villk35h/smiths-hy26-results-press-release.pdf))
13. ACI World - Biannual global air travel demand update, 30 September 2025
    - Evidence informing base-year allocation inputs; displayed values and growth are calculated: Regional traffic-scale input; geographic rebasing and spending intensities are modeled.
    - Evidence informing forecast-year allocation inputs; displayed values and growth are calculated: Regional traffic-scale input; geographic rebasing and spending intensities are modeled.
    - Evidence informing base-year allocation inputs; displayed values and growth are calculated: Regional traffic-scale input; Mexico is reassigned to its captured North American parent.
    - Evidence informing forecast-year allocation inputs; displayed values and growth are calculated: Regional traffic-scale input; Mexico is reassigned to its captured North American parent.
    - Evidence informing base-year allocation inputs; displayed values and growth are calculated: Regional traffic-scale input; source membership differs from the captured hierarchy.
    - Evidence informing forecast-year allocation inputs; displayed values and growth are calculated: Regional traffic-scale input; source membership differs from the captured hierarchy.
    - Evidence informing base-year allocation inputs; displayed values and growth are calculated: Regional traffic-scale input before the modeled Turkey and Israel bridge.
    - Evidence informing forecast-year allocation inputs; displayed values and growth are calculated: Regional traffic-scale input before the modeled Turkey and Israel bridge.
    - Evidence informing base-year allocation inputs; displayed values and growth are calculated: The xx.xx-million 2025 traffic estimate constrains the regional demand proxy, not equipment spending.
    - Evidence informing forecast-year allocation inputs; displayed values and growth are calculated: The xx.xx-million 2025 traffic estimate constrains the regional demand proxy, not equipment spending.
    - Evidence informing base-year allocation inputs; displayed values and growth are calculated: The xx.xx-billion 2025 traffic estimate constrains regional scale; forecast purchasing convergence is assumed.
    - Evidence informing forecast-year allocation inputs; displayed values and growth are calculated: The xx.xx-billion 2025 traffic estimate constrains regional scale; forecast purchasing convergence is assumed.

14. CATSA - 2025 Annual Report, Management's Discussion and Analysis
    - Evidence informing base-year allocation inputs; displayed values and growth are calculated: C$xx.xx EDS capital expenditure constrains the Canadian expenditure calibration; baggage attribution is modeled.
    - Evidence informing forecast-year allocation inputs; displayed values and growth are calculated: C$xx.xx EDS capital expenditure constrains the Canadian expenditure calibration; baggage attribution is modeled.
    - Evidence informing base-year allocation inputs; displayed values and growth are calculated: Buyer-spending calibration supports a premium regional equipment/support intensity, not an observed regional share.
    - Evidence informing forecast-year allocation inputs; displayed values and growth are calculated: Buyer-spending calibration supports a premium regional equipment/support intensity, not an observed regional share.
15. Leidos - Leidos wins TSA logistics contract, 23 January 2025
    - Evidence informing base-year allocation inputs; displayed values and growth are calculated: The eight-year, USD xx.xx maximum sustainment award covers xx.xx units at over xx.xx locations; scope and realization adjustments are modeled.
    - Evidence informing forecast-year allocation inputs; displayed values and growth are calculated: The eight-year, USD xx.xx maximum sustainment award covers xx.xx units at over xx.xx locations; scope and realization adjustments are modeled.
    - Evidence informing base-year allocation inputs; displayed values and growth are calculated: Supports recurring-support scale and manufacturer-coordination constraints, not unrestricted service access.
    - Evidence informing forecast-year allocation inputs; displayed values and growth are calculated: Supports recurring-support scale and manufacturer-coordination constraints, not unrestricted service access.
16. ACI-LAC - Air Traffic in Latin America and the Caribbean Maintains Growth Trajectory with a 5% Increase in 2025
    - Evidence informing base-year allocation inputs; displayed values and growth are calculated: Brazil's xx.xx-million airport-traffic aggregate constrains its demand scale; equipment intensity remains modeled.
    - Evidence informing forecast-year allocation inputs; displayed values and growth are calculated: Brazil's xx.xx-million airport-traffic aggregate constrains its demand scale; equipment intensity remains modeled.
    - Evidence informing base-year allocation inputs; displayed values and growth are calculated: Regional traffic evidence constrains the common country model while leaving uncatalogued activity.
    - Evidence informing forecast-year allocation inputs; displayed values and growth are calculated: Regional traffic evidence constrains the common country model while leaving uncatalogued activity.
17. Eurostat - Air passenger transport statistics, December 2025, Table 1: 2024 country traffic
    - Evidence informing base-year allocation inputs; displayed values and growth are calculated: Traffic primitive.
    - Evidence informing forecast-year allocation inputs; displayed values and growth are calculated: Traffic primitive.
18. Eurostat - Air passenger transport: data by month
    - Evidence informing base-year allocation inputs; displayed values and growth are calculated: Interim country changes inform assumed 2025 bridges; domestic endpoint and expenditure adjustments remain modeled.
    - Evidence informing forecast-year allocation inputs; displayed values and growth are calculated: Interim country changes inform assumed 2025 bridges; domestic endpoint and expenditure adjustments remain modeled.

19. ACI EUROPE - 2025 all about traffic resilience as Europe's airports welcomed an additional 100 million passengers
    - Evidence informing base-year allocation inputs; displayed values and growth are calculated: Country growth heterogeneity constrains the shared European purchasing model.
    - Evidence informing forecast-year allocation inputs; displayed values and growth are calculated: Country growth heterogeneity constrains the shared European purchasing model.
    - Evidence informing base-year allocation inputs; displayed values and growth are calculated: Published Russian weakness constrains, rather than validates, its working scale.
    - Evidence informing forecast-year allocation inputs; displayed values and growth are calculated: Published Russian weakness constrains, rather than validates, its working scale.
    - Evidence informing base-year allocation inputs; displayed values and growth are calculated: Annual growth input to the 2025 bridge.
    - Evidence informing forecast-year allocation inputs; displayed values and growth are calculated: Annual growth input to the 2025 bridge.
20. UK Civil Aviation Authority - UK aviation officially breaks records with over 300m passenger journeys in 2025
    - Evidence informing base-year allocation inputs; displayed values and growth are calculated: The xx.xx-million UK-and-Crown-Dependency headline constrains the modeled UK country traffic bridge.
    - Evidence informing forecast-year allocation inputs; displayed values and growth are calculated: The xx.xx-million UK-and-Crown-Dependency headline constrains the modeled UK country traffic bridge.
21. Fraport - AI for Monitoring Aviation Security, 22 January 2026
    - Evidence informing base-year allocation inputs; displayed values and growth are calculated: Over xx.xx CT scanners and approximately EUR xx.xx cumulative checkpoint investment support a premium installed-mix premise, not annual national revenue.
    - Evidence informing forecast-year allocation inputs; displayed values and growth are calculated: Over xx.xx CT scanners and approximately EUR xx.xx cumulative checkpoint investment support a premium installed-mix premise, not annual national revenue.
    - Evidence informing base-year allocation inputs; displayed values and growth are calculated: Quantified national deployment provides an independent test of heterogeneous European modernization.
    - Evidence informing forecast-year allocation inputs; displayed values and growth are calculated: Quantified national deployment provides an independent test of heterogeneous European modernization.
22. ECAC - Common Evaluation Process of security equipment
    - Evidence informing base-year allocation inputs; displayed values and growth are calculated: Evaluation is not national approval; no uniform cross-country market-access premium is assumed.
    - Evidence informing forecast-year allocation inputs; displayed values and growth are calculated: Evaluation is not national approval; no uniform cross-country market-access premium is assumed.
23. DHMİ - Havayolunda Cumhuriyet Tarihinin Rekoru, 9 January 2026
    - Evidence informing base-year allocation inputs; displayed values and growth are calculated: Supports the traffic rebasing into the captured Middle Eastern parent.
    - Evidence informing forecast-year allocation inputs; displayed values and growth are calculated: Supports the traffic rebasing into the captured Middle Eastern parent.
24. Smiths Detection - DAEP checkpoint screening contract for Dubai International Airport, 7 May 2025
    - Evidence informing base-year allocation inputs; displayed values and growth are calculated: Purchaser-specific award evidence supports a bounded premium-mix premise, not a GCC-wide allocation.
    - Evidence informing forecast-year allocation inputs; displayed values and growth are calculated: Purchaser-specific award evidence supports a bounded premium-mix premise, not a GCC-wide allocation.
25. Airports Company South Africa - Airport statistics
    - Evidence informing base-year allocation inputs; displayed values and growth are calculated: Provides an operating-network commercial anchor for the regional installed-base premise.
    - Evidence informing forecast-year allocation inputs; displayed values and growth are calculated: Provides an operating-network commercial anchor for the regional installed-base premise.

26. CAAC - 2025 Civil Aviation Industry Development Statistical Bulletin, 17 April 2026
    - Evidence informing base-year allocation inputs; displayed values and growth are calculated: Reports xx.xx mainland airport movements and xx.xx transport airports in 2025; the Hong Kong/Macao extension is modeled.
    - Evidence informing forecast-year allocation inputs; displayed values and growth are calculated: Reports xx.xx mainland airport movements and xx.xx transport airports in 2025; the Hong Kong/Macao extension is modeled.
    - Evidence informing base-year allocation inputs; displayed values and growth are calculated: Large-market traffic and airport-network scale constrain the regional demand model.
    - Evidence informing forecast-year allocation inputs; displayed values and growth are calculated: Large-market traffic and airport-network scale constrain the regional demand model.
27. Sydney Airport - Traffic and Operational Performance Q4 2025
    - Evidence informing base-year allocation inputs; displayed values and growth are calculated: Sydney's xx.xx-million traffic and staged xx.xx-lane/six-of-seven-lane deployment constrain national scale and modernization assumptions.
    - Evidence informing forecast-year allocation inputs; displayed values and growth are calculated: Sydney's xx.xx-million traffic and staged xx.xx-lane/six-of-seven-lane deployment constrain national scale and modernization assumptions.
    - Evidence informing base-year allocation inputs; displayed values and growth are calculated: Quantified staged deployment supports regional heterogeneity, not a common modernization timetable.
    - Evidence informing forecast-year allocation inputs; displayed values and growth are calculated: Quantified staged deployment supports regional heterogeneity, not a common modernization timetable.
28. U.S. Senator Michael Bennet - SAFEGUARDS Act announcement, 23 July 2025
    - Evidence informing base-year allocation inputs; displayed values and growth are calculated: The xx.xx-airport and xx.xx-lane national footprint constrains minimum network support; proposed funding is not counted as realized revenue.
    - Evidence informing forecast-year allocation inputs; displayed values and growth are calculated: The xx.xx-airport and xx.xx-lane national footprint constrains minimum network support; proposed funding is not counted as realized revenue.
29. Smiths Detection confirm order of 91 advanced scanners for new terminals at Moscow Sheremetyevo International Airport
    - Evidence informing base-year allocation inputs; displayed values and growth are calculated: The dated airport deployment includes xx.xx entrance baggage systems and xx.xx cabin-checkpoint systems. Their ratio supplies a historical relative-density proxy, subsequently discounted for assumed global coverage.
    - Evidence informing forecast-year allocation inputs; displayed values and growth are calculated: The dated airport deployment includes xx.xx entrance baggage systems and xx.xx cabin-checkpoint systems. Their ratio supplies a historical relative-density proxy, subsequently discounted for assumed global coverage.

11. Airport Baggage Screening Systems Market, by Purchasing Organization

Airport and Terminal Operators and Public Aviation Security Agencies provide distinct direct-purchasing routes. Cochin International Airport Ltd.'s January xx.xx 2026 tender solicited an integrated CT-based hold-baggage system for Terminal xx.xx. ■■■ ■■■■■■■■■ ■■■■■ ■■■■■■■■ ■■■■■■■■■ ■■■■■■ ■■■ ■■■ ■■■■■■■■■■■■ ■■■■■■■■■ ■■■■■■■■■■■■ ■■ ■■■■■ ■■■■■ ■■■■■■■■■ ■■■■■■ ■■■■■■ ■■■ ■■■■■ ■■■■■■■■■■■ ■■■■■■■■■■■■ ■■■■■■ ■■■■ ■■■■■■ ■■■■ ■■■■■■■ ■■■■■■■■ ■■■■■■■■■ ■■■■■■■■■■ ■■■■■■■■■■ ■■■■ ■■■■■■■ ■■■■■■■■■ ■■■■■■■■■■■ ■■■■■■■■■■ ■■■ ■■ ■■■■■ ■■ ■■■■■■■■■ ■■■■■■■■■■■■■■

Public-agency access also depends on delegated authority and the solicitation route. CATSA's policy requires confirmation of funds before a contractual financial commitment, and its business guidance says most requirements are publicly tendered. ■■■ ■ ■■■■■■■■■ ■■■■■■■■■■ ■■■■ ■ ■■■■■■■■■ ■■■■ ■■ ■■■■■■■ ■■■■■■■ ■■ ■■■■■■■■■■■■ ■■■■■■■■■ ■■■■ ■■ ■■■■■■■■■■ ■■■■■■■■■ ■■■ ■■■■■■■■■ ■■■■■■■ ■■ ■■■ ■■■■■■■■ ■■■■■■■■■■■■ ■■ ■■■■■■■ ■■■■■■■■■■■ ■■■■■ ■■■■■■■■■■ ■■■ ■■■■■ ■■■■■■■■■■■■ ■■■ ■■■■■■■ ■■■■■■■■■■ ■■■ ■■■■ ■■■■■■■■■■ ■■■■■

Customs and Border Authorities may work through a technical procurement agent. EMSD's Hong Kong account identifies Customs and Excise as the client receiving procurement and installation assistance, but does not expressly identify the final capital-budget holder. ■■■■■■■■■ ■■■■■■ ■■■■■■■■■■■ ■■■ ■■■■■■■ ■■■■■■■ ■■■■■ ■■■■■■■■■■ ■■■■■■■■■■ ■■■ ■■■■■■■ ■■■■■■■■■■■■ ■■■■■■ ■■■■■■■■■■■ ■■■■■■ ■■■■■■■■■■ ■■■ ■■■■■■■■ ■■■■■■■■■■■■■ ■■■■■■■ ■■■■■■■■■■■■ ■■■■■ ■■■■■■■■■■ ■■ ■■■■■■■■ ■■■■■■■■■■■■■■■

Airlines require transaction-specific treatment. ■■■■■■■■■ ■■■■■■■■■ ■■■■■■■■■■ ■■■■■■■ ■■■■■■■■■ ■■■■■■■■■ ■■■■■■■■■ ■■ ■■■■■■■ ■■■■■■■■■■■ ■■■■■■■ ■■■ ■■■■■ ■■■ ■■■■■■■■ ■■■■■ ■■■■■■■■■■ ■■■■■■■■■ ■■■■■■■■■■■■ ■■■ ■■■■■■■■■■■■ ■■ ■■■■ ■■■ ■■■■■■■■■ ■ ■■■■■■■■■■■■■■■■■■■■■■■ ■■■■■ ■■ ■ ■■■■■■■■■■ ■■■■■■■■■■■ ■■■■■■■■ An airline's operational benefit from airport screening is therefore insufficient to identify it as the equipment customer; the relevant tender and purchase mandate remain decisive.

■■■■■■■■ ■■■■■■■■■ ■■■■■■■■■ ■■■■■■■■ ■■■■■■■ ■■■ ■■ ■■■■■■■■ ■■ ■■■ ■■■ ■■■■■■■■■■ ■■■■■■■ ■■■■■ ■■■■■■■■■■ ■■■■■■■■■ ■■■■■■■■ ■■■■■■ ■■■ ■■■ ■■■■■■■■■■■■ ■■■■■■■■■■■■ ■■■■■ ■■■ ■■■■ ■■■■■■■■■■ ■■■■■■■■■■ ■■■■■■■■■■■ ■■■■■■■■■■■■■■■■■■■■■■ ■■■■■■■■■■■■ ■■■■ ■■■■■■■■■ ■■■■■■■■■■■■ ■■■ ■■■■■■■■■■■■ ■■■■■■■■■■■■■ An operator can be an important user or implementation stakeholder without independently authorizing an equipment purchase. Suppliers should confirm a prospective operator's contractual purchasing mandate before treating it as the final buyer; that independent mandate remains unresolved without the applicable contract.

Figure 16. Global Airport Baggage Screening Systems Market Size, by Purchasing Organization, 2025 (%)

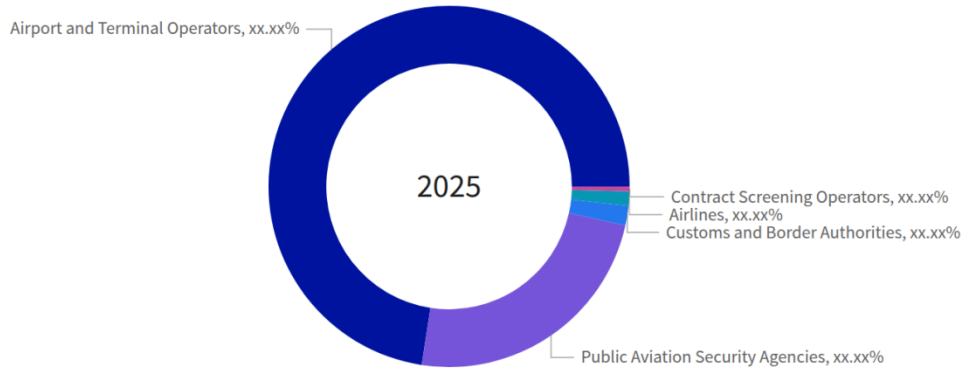

Figure 17. Global Airport Baggage Screening Systems Market, by Purchasing Organization, 2032 (USD Million)

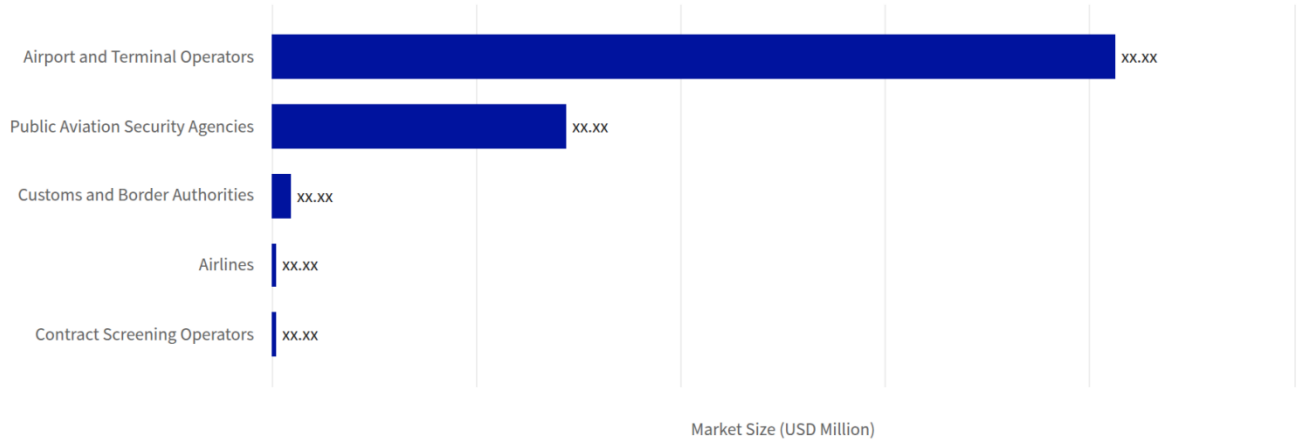

Table 144. Global Airport Baggage Screening Systems Market, by Purchasing Organization growth contribution, 2025-2032

Category	2025 value (USD Million)	2032 value (USD Million)	Added value (USD Million)	2025 share (%)	2032 share (%)	Change (pp)	Growth share (%)	CAGR (%)
Airlines	xx.xx	xx.xx	xx.xx	xx.xx	xx.xx	xx.xx	xx.xx	xx.xx
Airport and Terminal Operators	xx.xx	xx.xx	xx.xx	xx.xx	xx.xx	xx.xx	xx.xx	xx.xx
Contract Screening Operators	xx.xx	xx.xx	xx.xx	xx.xx	xx.xx	xx.xx	xx.xx	xx.xx
Customs and Border Authorities	xx.xx	xx.xx	xx.xx	xx.xx	xx.xx	xx.xx	xx.xx	xx.xx
Public Aviation Security Agencies	xx.xx	xx.xx	xx.xx	xx.xx	xx.xx	xx.xx	xx.xx	xx.xx
Scope total	**xx.xx**	**xx.xx**	**xx.xx**	**xx.xx**	**xx.xx**	**xx.xx**	**xx.xx**	**xx.xx**

Table 145. Global Airport Baggage Screening Systems Market Size, by Purchasing Organization, 2017-2040 (USD Million)

Purchasing Organization	2017	2024	2025	2026	2027	2032	2040	CAGR (%)
Airlines	xx.xx	xx.xx	xx.xx	xx.xx	xx.xx	xx.xx	xx.xx	xx.xx
Airport and Terminal Operators	xx.xx	xx.xx	xx.xx	xx.xx	xx.xx	xx.xx	xx.xx	xx.xx
Contract Screening Operators	xx.xx	xx.xx	xx.xx	xx.xx	xx.xx	xx.xx	xx.xx	xx.xx
Customs and Border Authorities	xx.xx	xx.xx	xx.xx	xx.xx	xx.xx	xx.xx	xx.xx	xx.xx
Public Aviation Security Agencies	xx.xx	xx.xx	xx.xx	xx.xx	xx.xx	xx.xx	xx.xx	xx.xx
Total	**xx.xx**	**xx.xx**	**xx.xx**	**xx.xx**	**xx.xx**	**xx.xx**	**xx.xx**	**xx.xx**

Sources & Evidence

1. CATSA Functions, Programs and Activities

   · The assignment of equipment purchasing to CATSA supports distinguishing the agency's role from that of screening users or service operators.

   · Taxonomy evidence: The record assigns equipment-purchase activity to CATSA while separately discussing screening-officer and contractor functions; the equipment purchaser and screening workforce are therefore not interchangeable roles.
   ([catsa-acsta.gc.ca](https://www.catsa-acsta.gc.ca/en/publications/catsa-functions-programs-and-activities))

2. Procurement and Contracting Policy - CATSA

   · CATSA's policy requires delegated confirmation of funds before a contractual financial commitment, supporting a distinction between user interest and purchasing authority.

3. Doing Business with CATSA

   · CATSA states that most goods and services requirements are publicly tendered and that solicitations are posted through MERX.

4. 2025 Annual Report - Notes to the Financial Statements
   - The statements distinguish screening-contractor commitments from equipment maintenance and spare-parts commitments, supporting separation of operating and equipment-support relationships.
   - Evidence informing base-year allocation inputs; displayed values and growth are calculated: Separately reports C$xx.xx maintenance/spares, C$xx.xx trace/consumables and C$xx.xx training/certification, constraining attributable agency lifecycle expenditure.
   - Evidence informing base-year allocation inputs; displayed values and growth are calculated: Separates screening-contractor payments from equipment support, preventing staffing expenditure from becoming equipment-market purchasing.
   - Evidence informing forecast-year allocation inputs; displayed values and growth are calculated: Separately reports C$xx.xx maintenance/spares, C$xx.xx trace/consumables and C$xx.xx training/certification, constraining attributable agency lifecycle expenditure.
   - Evidence informing forecast-year allocation inputs; displayed values and growth are calculated: Separates screening-contractor payments from equipment support, preventing staffing expenditure from becoming equipment-market purchasing.
5. Holdstow Baggage Screening Equipment
   - The record identifies New Zealand's Civil Aviation Authority as the procuring agency and displays the solicitation as closed, not awarded.
6. EMSD Provides Comprehensive Support for Terminal 2 Commissioning
   - The account distinguishes Customs and Excise as the client from EMSD's technical assistance role, without expressly identifying the final capital-budget holder.
7. CIAL/COMMN/CT-XBIS/01
   - Cochin International Airport Ltd.'s January xx.xx 2026 tender solicits an integrated CT-based hold-baggage screening system for Terminal xx.xx establishing the airport company's procurement role but not an award.
8. Invitation for Submission of Bids for Supply, Installation, Commissioning and Maintenance of Dual View Heavy and Medium X-Ray Machines - Reference 202130407
   - Tender reference xx.xx was issued on behalf of SriLankan Airlines for cargo and baggage X-ray equipment with installation, commissioning, and maintenance. It does not establish a passenger-baggage-only award.
9. House Report 119-173 - Department of Homeland Security Appropriations Bill, 2026
   - Evidence informing the 2030 market-value input; displayed series and growth include calculations: The aging installed fleet supports replacement demand, but does not establish the forecast's realization dates or annual purchasing rate. ([govinfo.gov](https://www.govinfo.gov/content/pkg/CRPT-119hrpt173/html/CRPT-119hrpt173.htm))
   - Evidence informing base-year allocation inputs; displayed values and growth are calculated: Reports a TSA checked-baggage fleet of xx.xx EDS, including xx.xx at end-of-life, and assigns purchase, installation and maintenance responsibilities to TSA. Supports agency fleet calibration and renewal pressure, not the assumed forecast uplift.
   - Evidence informing forecast-year allocation inputs; displayed values and growth are calculated: Reports a TSA checked-baggage fleet of xx.xx EDS, including xx.xx at end-of-life, and assigns purchase, installation and maintenance responsibilities to TSA. Supports agency fleet calibration and renewal pressure, not the assumed forecast uplift.
10. GAO-24-106573 - DHS Annual Assessment: Most Programs Are Meeting Current Goals, but Some Continue to Face Cost and Schedule Challenges
    - Evidence informing the 2026 market-value input; displayed series and growth include calculations: Reports plans for xx.xx checkpoint systems and xx.xx increment-one deployments by September 2023; supports an incomplete replacement cycle rather than universal CT adoption. ([gao.gov](https://www.gao.gov/assets/gao-xx.xx-xx.xx.pdf))

11. Global Airport Passenger Traffic Reaches Record 9.8 Billion in 2025, Airports Council International World reports

· Evidence informing the 2026 market-value input; displayed series and growth include calculations: Reports cooling passenger-growth momentum in 2026, supporting moderation of traffic-driven equipment expansion despite continuing replacement demand. ([aci.aero](https://aci.aero/2026/xx.xx/xx.xx/global-airport-passenger-traffic-reaches-record-xx.xx-xx.xx-billion-in-2025-airports-council-international-world-reports/))

12. Smiths Group PLC - Full Year Results for the 12 Months Ended 31 July 2025

· Evidence informing the 2024 market-value input; displayed series and growth include calculations: Discloses aviation original-equipment revenue of xx.xx and aftermarket revenue of xx.xx for FY2024; supplies historical cycle proxies. ([www-live.smiths.com](https://www-live.smiths.com/media/snqpxwkd/smiths-group-plc-annual-results-2025-press-release.pdf))

· Evidence informing the 2027 market-value input; displayed series and growth include calculations: Reports approximately xx.xx cumulative CTiX sales and continuing aviation upgrade demand; supports replacement activity, not an observed global forecast. ([www-live.smiths.com](https://www-live.smiths.com/media/snqpxwkd/smiths-group-plc-annual-results-2025-press-release.pdf))

13. Smiths Group PLC - Annual Report & Accounts FY2023

· Evidence informing the 2022 market-value input; displayed series and growth include calculations: Reports FY2022 aviation original-equipment revenue of xx.xx, used as a dimensionless historical capital-cycle proxy. ([www-live.smiths.com](https://www-live.smiths.com/media/phjp1j44/smiths-annual-report-2023.pdf))

· Evidence informing the 2023 market-value input; displayed series and growth include calculations: Reports FY2023 aviation original-equipment revenue of xx.xx and aftermarket revenue of xx.xx; supports the modeled recovery direction. ([www-live.smiths.com](https://www-live.smiths.com/media/phjp1j44/smiths-annual-report-2023.pdf))

14. Smiths Group PLC - Annual Report FY2022

· Evidence informing the 2021 market-value input; displayed series and growth include calculations: Reports FY2021 aviation revenue of xx.xx, providing a historical purchasing-cycle reference rather than a global observation. ([www-live.smiths.com](https://www-live.smiths.com/media/xjvdpblr/smiths-annual-report-2022-report.pdf))

· Evidence informing the 2022 market-value input; displayed series and growth include calculations: Reports FY2022 aviation revenue of xx.xx and continued weakness in aviation original equipment; supports a delayed capital-spending trough. ([www-live.smiths.com](https://www-live.smiths.com/media/xjvdpblr/smiths-annual-report-2022-report.pdf))

15. Smiths Group PLC - Annual Results for the Year Ended 31 July 2019

· Evidence informing the 2018 market-value input; displayed series and growth include calculations: Reports FY2018 aviation revenue of xx.xx, supplying the historical comparison underlying the backcast. ([smiths.com](https://www.smiths.com/media/u4wla1bw/smiths-group-plc-annual-results-2019-press-release.pdf))

· Evidence informing the 2019 market-value input; displayed series and growth include calculations: Reports FY2019 aviation revenue of xx.xx and customer delivery deferrals, qualifying a traffic-only growth model. ([smiths.com](https://www.smiths.com/media/u4wla1bw/smiths-group-plc-annual-results-2019-press-release.pdf))

· Evidence informing the 2020 market-value input; displayed series and growth include calculations: Identifies deliveries deferred into FY2020; supports the possibility of backlog-supported spending despite a contemporaneous traffic shock, not the exact modeled growth rate. ([smiths.com](https://www.smiths.com/media/u4wla1bw/smiths-group-plc-annual-results-2019-press-release.pdf))

16. ACI World - The High-Wire Balancing Act: Global Air Transport Demand in 2018 and 2019
    - Evidence informing the 2017 market-value input; displayed series and growth include calculations: Reports xx.xx airport passengers and xx.xx% growth in 2018; the growth observation informs the 2017 backcast bridge. ([blog.aci.aero](https://blog.aci.aero/airport-economics/the-high-wire-balancing-act-global-air-transport-demand-in-2018-and-2019/))
    - Evidence informing the 2018 market-value input; displayed series and growth include calculations: Provides the observed 2018 traffic-growth reference, not an equipment-market growth observation. ([blog.aci.aero](https://blog.aci.aero/airport-economics/the-high-wire-balancing-act-global-air-transport-demand-in-2018-and-2019/))
17. ICAO A42-WP/556 - State of the Industry and Outlook for Airport Traffic, Presented by ACI
    - Evidence informing the 2020 market-value input; displayed series and growth include calculations: Records the collapse from xx.xx airport passengers in 2019 to xx.xx in 2020; constrains the shock and funding-risk interpretation. ([icao.int](https://www.icao.int/sites/default/files/Meetings/a42/Documents/WP/wp_556_en.pdf))
    - Evidence informing the 2021 market-value input; displayed series and growth include calculations: Reports xx.xx airport passengers in 2021, supporting a prolonged funding and activity shock. ([icao.int](https://www.icao.int/sites/default/files/Meetings/a42/Documents/WP/wp_556_en.pdf))
    - Evidence informing the 2023 market-value input; displayed series and growth include calculations: Reports xx.xx airport passengers in 2023; traffic recovery is distinguished from equipment purchasing. ([icao.int](https://www.icao.int/sites/default/files/Meetings/a42/Documents/WP/wp_556_en.pdf))
    - Evidence informing the 2024 market-value input; displayed series and growth include calculations: Reports xx.xx airport passengers in 2024, providing a demand recovery cross-check. ([icao.int](https://www.icao.int/sites/default/files/Meetings/a42/Documents/WP/wp_556_en.pdf))
18. Port of Seattle - Baggage Handling System Optimization
    - Evidence informing the 2029 market-value input; displayed series and growth include calculations: Seattle plans to consolidate six baggage-screening systems, increase supported passenger capacity, and reduce screening-machine demand. Supports integration spending without one-for-one detector growth. ([portseattle.org](https://www.portseattle.org/projects/baggage-handling-system-optimization))
    - Evidence informing the 2032 market-value input; displayed series and growth include calculations: The consolidation example constrains equipment-volume assumptions; its whole baggage-handling project value is excluded from market sizing. ([portseattle.org](https://www.portseattle.org/projects/baggage-handling-system-optimization))
    - Evidence informing the 2040 market-value input; displayed series and growth include calculations: Provides a commercial counterexample to extrapolating passenger growth directly into machine counts throughout the long-range forecast. ([portseattle.org](https://www.portseattle.org/projects/baggage-handling-system-optimization))
19. Smiths Group PLC - Half Year Results for the Six Months Ended 31 January 2026
    - Evidence informing the 2026 market-value input; displayed series and growth include calculations: Reports xx.xx% organic growth for Smiths Detection in HY2026, with aviation checkpoint upgrades contributing. Supports a positive 2026 nowcast, not a directly observed global growth rate. ([www-live.smiths.com](https://www-live.smiths.com/media/villk35h/smiths-hy26-results-press-release.pdf))
20. CATSA 2025 Annual Report - Management's Discussion and Analysis
    - Evidence informing base-year allocation inputs; displayed values and growth are calculated: Reports C$xx.xx EDS capital expenditure for FY2024/xx.xx and identifies both baggage equipment and full-body scanners in the capital scope, requiring a baggage-attribution adjustment.
    - Evidence informing forecast-year allocation inputs; displayed values and growth are calculated: Reports C$xx.xx EDS capital expenditure for FY2024/xx.xx and identifies both baggage equipment and full-body scanners in the capital scope, requiring a baggage-attribution adjustment.

21. Bennet, Moran, Van Hollen, Boozman Introduce Bill to Bolster Aviation Safety
    - Evidence informing base-year allocation inputs; displayed values and growth are calculated: The July xx.xx 2025 official release identifies xx.xx U.S. screening lanes, used as agency purchasing-exposure calibration rather than observed annual equipment sales.
    - Evidence informing forecast-year allocation inputs; displayed values and growth are calculated: The July xx.xx 2025 official release identifies xx.xx U.S. screening lanes, used as agency purchasing-exposure calibration rather than observed annual equipment sales.
22. Bank of Canada - Annual exchange rates
    - Evidence informing base-year allocation inputs; displayed values and growth are calculated: Annual exchange-rate observations support the inherited fiscal-period approximation of xx.xx Canadian dollars per U.S. dollar; this is not a transaction-weighted exchange rate.
    - Evidence informing forecast-year allocation inputs; displayed values and growth are calculated: Annual exchange-rate observations support the inherited fiscal-period approximation of xx.xx Canadian dollars per U.S. dollar; this is not a transaction-weighted exchange rate.
23. Japan’s leading airline revolutionizes check in experience with new Smiths Detection technology
    - Evidence informing base-year allocation inputs; displayed values and growth are calculated: The August 2023 announcement identifies JAL as customer for five screening ecosystems and reports xx.xx deployed iLane units across Japan. These are historical commercial-stock anchors, not an airline-only fleet or 2025 sales observation.
    - Evidence informing forecast-year allocation inputs; displayed values and growth are calculated: The August 2023 announcement identifies JAL as customer for five screening ecosystems and reports xx.xx deployed iLane units across Japan. These are historical commercial-stock anchors, not an airline-only fleet or 2025 sales observation.
24. Narita International Airport anticipates threats with integrated solutions
    - Evidence informing base-year allocation inputs; displayed values and growth are calculated: Identifies Narita airport as a screening-technology customer and describes xx.xx lane-related installations, qualifying any assumption that the supplier's Japanese installed stock was purchased entirely by airlines.
    - Evidence informing forecast-year allocation inputs; displayed values and growth are calculated: Identifies Narita airport as a screening-technology customer and describes xx.xx lane-related installations, qualifying any assumption that the supplier's Japanese installed stock was purchased entirely by airlines.
25. MLIT - 保安検査の実施主体が変わります！ - June 27, 2025
    - Evidence informing forecast-year allocation inputs; displayed values and growth are calculated: The June xx.xx 2025 announcement targets transfer of security-screening responsibility from airlines to airport managers, with leading cases targeted in FY2026. Supports a conditional reduction in airline purchasing, not an observed contract-transfer percentage.
    - Evidence informing forecast-year allocation inputs; displayed values and growth are calculated: The transfer direction supports modeled airport-manager purchasing gains. Continued shared financing does not imply equal purchasing shares.
26. ICTS International N.V. - Annual Report for the year ended December 31, 2025
    - Evidence informing base-year allocation inputs; displayed values and growth are calculated: Discloses USD xx.xx company-wide property/equipment purchases and USD xx.xx airport-security revenue in 2025. Supports an asset-light purchasing-intensity proxy; the in-scope fraction and global expansion remain assumptions.
    - Evidence informing forecast-year allocation inputs; displayed values and growth are calculated: Discloses USD xx.xx company-wide property/equipment purchases and USD xx.xx airport-security revenue in 2025. Supports an asset-light purchasing-intensity proxy; the in-scope fraction and global expansion remain assumptions.

27. EU Publications Office - Purchase and maintenance of non-intrusive X-ray inspection equipment for baggage and air cargo volume control
    - Evidence informing base-year allocation inputs; displayed values and growth are calculated: Identifies Autoridade Tributária e Aduaneira as buyer and reports a 2026 award of EUR xx.xx across four lots for baggage/air-cargo inspection equipment and maintenance. Provides a buyer-role and commercial-scale comparator, not 2025 baggage-only annual expenditure.
    - Evidence informing forecast-year allocation inputs; displayed values and growth are calculated: Identifies Autoridade Tributária e Aduaneira as buyer and reports a 2026 award of EUR xx.xx across four lots for baggage/air-cargo inspection equipment and maintenance. Provides a buyer-role and commercial-scale comparator, not 2025 baggage-only annual expenditure.
28. ACI World - Busiest Airports in the World
    - Evidence informing base-year allocation inputs; displayed values and growth are calculated: Reports approximately xx.xx international airport passenger movements in 2025. Half provides an approximate arrival-movement scale check before transfer exclusions, not a customs examination or equipment-purchasing weight.
    - Evidence informing forecast-year allocation inputs; displayed values and growth are calculated: Reports approximately xx.xx international airport passenger movements in 2025. Half provides an approximate arrival-movement scale check before transfer exclusions, not a customs examination or equipment-purchasing weight.
29. Heathrow announces £2.3bn accelerated investment plan to upgrade the UK's international gateway to growth
    - Evidence informing base-year allocation inputs; displayed values and growth are calculated: Reports GBP xx.xx invested in security-lane upgrades during 2024, supporting material airport-directed purchasing. Broader infrastructure obligations and historical timing prevent treating the amount as 2025 in-scope market receipts.
    - Evidence informing forecast-year allocation inputs; displayed values and growth are calculated: Reports GBP xx.xx invested in security-lane upgrades during 2024, supporting material airport-directed purchasing. Broader infrastructure obligations and historical timing prevent treating the amount as 2025 in-scope market receipts.
30. Fraport Assumes Responsibility for Aviation Security Checks at Frankfurt Airport
    - Evidence informing base-year allocation inputs; displayed values and growth are calculated: Documents Fraport's checkpoint-management responsibility from January 2023, six initial CT-equipped lanes and three contracted screening providers. Supports distinguishing an airport commissioning role from regulator oversight and contracted screening labor.
    - Evidence informing forecast-year allocation inputs; displayed values and growth are calculated: Documents Fraport's checkpoint-management responsibility from January 2023, six initial CT-equipped lanes and three contracted screening providers. Supports distinguishing an airport commissioning role from regulator oversight and contracted screening labor.

11.1. Airport and Terminal Operators

Table 146. Global Airport Baggage Screening Systems Market Size, by Airport and Terminal Operators, by Region, 2017-2040 (USD Million)

Region	2017	2024	2025	2026	2027	2032	2040	CAGR (%)
Africa	xx.xx	xx.xx	xx.xx	xx.xx	xx.xx	xx.xx	xx.xx	xx.xx
Asia-Pacific	xx.xx	xx.xx	xx.xx	xx.xx	xx.xx	xx.xx	xx.xx	xx.xx
Europe	xx.xx	xx.xx	xx.xx	xx.xx	xx.xx	xx.xx	xx.xx	xx.xx
Latin America	xx.xx	xx.xx	xx.xx	xx.xx	xx.xx	xx.xx	xx.xx	xx.xx
Middle East	xx.xx	xx.xx	xx.xx	xx.xx	xx.xx	xx.xx	xx.xx	xx.xx
North America	xx.xx	xx.xx	xx.xx	xx.xx	xx.xx	xx.xx	xx.xx	xx.xx
Total	**xx.xx**	**xx.xx**	**xx.xx**	**xx.xx**	**xx.xx**	**xx.xx**	**xx.xx**	**xx.xx**

Table 147. Global Airport Baggage Screening Systems Market Size, by Airport and Terminal Operators, by Group, 2017-2040 (USD Million)

Group	2017	2024	2025	2026	2027	2032	2040	CAGR (%)
ASEAN	xx.xx	xx.xx	xx.xx	xx.xx	xx.xx	xx.xx	xx.xx	xx.xx
BRICS	xx.xx	xx.xx	xx.xx	xx.xx	xx.xx	xx.xx	xx.xx	xx.xx
European Union	xx.xx	xx.xx	xx.xx	xx.xx	xx.xx	xx.xx	xx.xx	xx.xx
G7	xx.xx	xx.xx	xx.xx	xx.xx	xx.xx	xx.xx	xx.xx	xx.xx
GCC	xx.xx	xx.xx	xx.xx	xx.xx	xx.xx	xx.xx	xx.xx	xx.xx
NATO	xx.xx	xx.xx	xx.xx	xx.xx	xx.xx	xx.xx	xx.xx	xx.xx

Table 148. Global Airport Baggage Screening Systems Market Size, by Airport and Terminal Operators, by Country, 2017-2040 (USD Million)

Country	2017	2024	2025	2026	2027	2032	2040	CAGR (%)
Australia	xx.xx	xx.xx	xx.xx	xx.xx	xx.xx	xx.xx	xx.xx	xx.xx
Brazil	xx.xx	xx.xx	xx.xx	xx.xx	xx.xx	xx.xx	xx.xx	xx.xx
Canada	xx.xx	xx.xx	xx.xx	xx.xx	xx.xx	xx.xx	xx.xx	xx.xx
China	xx.xx	xx.xx	xx.xx	xx.xx	xx.xx	xx.xx	xx.xx	xx.xx
France	xx.xx	xx.xx	xx.xx	xx.xx	xx.xx	xx.xx	xx.xx	xx.xx
Germany	xx.xx	xx.xx	xx.xx	xx.xx	xx.xx	xx.xx	xx.xx	xx.xx
India	xx.xx	xx.xx	xx.xx	xx.xx	xx.xx	xx.xx	xx.xx	xx.xx
Italy	xx.xx	xx.xx	xx.xx	xx.xx	xx.xx	xx.xx	xx.xx	xx.xx
Japan	xx.xx	xx.xx	xx.xx	xx.xx	xx.xx	xx.xx	xx.xx	xx.xx
Mexico	xx.xx	xx.xx	xx.xx	xx.xx	xx.xx	xx.xx	xx.xx	xx.xx
Russia	xx.xx	xx.xx	xx.xx	xx.xx	xx.xx	xx.xx	xx.xx	xx.xx
South Korea	xx.xx	xx.xx	xx.xx	xx.xx	xx.xx	xx.xx	xx.xx	xx.xx
Spain	xx.xx	xx.xx	xx.xx	xx.xx	xx.xx	xx.xx	xx.xx	xx.xx
United Kingdom	xx.xx	xx.xx	xx.xx	xx.xx	xx.xx	xx.xx	xx.xx	xx.xx
United States	xx.xx	xx.xx	xx.xx	xx.xx	xx.xx	xx.xx	xx.xx	xx.xx
Others	xx.xx	xx.xx	xx.xx	xx.xx	xx.xx	xx.xx	xx.xx	xx.xx
Total	**xx.xx**	**xx.xx**	**xx.xx**	**xx.xx**	**xx.xx**	**xx.xx**	**xx.xx**	**xx.xx**

Sources & Evidence

1. Cochin International Airport - CIAL/COMMN/CT-XBIS/01
   · Taxonomy evidence: Cochin International Airport Ltd.'s January xx.xx 2026 tender invites suppliers to provide and integrate a hold-baggage screening system for Terminal xx.xx directly identifying an airport operating company as the commissioning purchaser. The notice is not an award or proof of delivery. ([cial.aero](https://cial.aero/Tender-Details?TdId=xx.xx))
2. House Report 119-173 - Department of Homeland Security Appropriations Bill, 2026
   · Evidence informing the 2030 market-value input; displayed series and growth include calculations: The aging installed fleet supports replacement demand, but does not establish the forecast's realization dates or annual purchasing rate. ([govinfo.gov](https://www.govinfo.gov/content/pkg/CRPT-119hrpt173/html/CRPT-119hrpt173.htm))
3. GAO-24-106573 - DHS Annual Assessment: Most Programs Are Meeting Current Goals, but Some Continue to Face Cost and Schedule Challenges
   · Evidence informing the 2026 market-value input; displayed series and growth include calculations: Reports plans for xx.xx checkpoint systems and xx.xx increment-one deployments by September 2023; supports an incomplete replacement cycle rather than universal CT adoption. ([gao.gov](https://www.gao.gov/assets/gao-xx.xx-xx.xx.pdf))

4. Global Airport Passenger Traffic Reaches Record 9.8 Billion in 2025, Airports Council International World reports
   - Evidence informing the 2026 market-value input; displayed series and growth include calculations: Reports cooling passenger-growth momentum in 2026, supporting moderation of traffic-driven equipment expansion despite continuing replacement demand. ([aci.aero](https://aci.aero/2026/xx.xx/xx.xx/global-airport-passenger-traffic-reaches-record-xx.xx-xx.xx-billion-in-2025-airports-council-international-world-reports/))
   - Evidence informing base-year allocation inputs; displayed values and growth are calculated: Full-year 2025 traffic weakness qualifies the mature-market expansion assumption.
   - Evidence informing forecast-year allocation inputs; displayed values and growth are calculated: Full-year 2025 traffic weakness qualifies the mature-market expansion assumption.
   - Evidence informing base-year allocation inputs; displayed values and growth are calculated: Full-year growth provides a regional direction check, not an equipment-share observation.
   - Evidence informing forecast-year allocation inputs; displayed values and growth are calculated: Full-year growth provides a regional direction check, not an equipment-share observation.
   - Evidence informing base-year allocation inputs; displayed values and growth are calculated: Full-year traffic growth constrains the regional demand premise.
   - Evidence informing forecast-year allocation inputs; displayed values and growth are calculated: Full-year traffic growth constrains the regional demand premise.
   - Evidence informing forecast-year allocation inputs; displayed values and growth are calculated: The reported first-half 2026 decline of xx.xx% constrains the recovery scenario.
   - Evidence informing base-year allocation inputs; displayed values and growth are calculated: Reported 2025 growth provides a demand-direction check; procurement intensity remains assumed.
   - Evidence informing forecast-year allocation inputs; displayed values and growth are calculated: Reported 2025 growth provides a demand-direction check; procurement intensity remains assumed.
   - Evidence informing base-year allocation inputs; displayed values and growth are calculated: Reported traffic momentum supports differentiated demand, not the final modeled forecast share.
   - Evidence informing forecast-year allocation inputs; displayed values and growth are calculated: Reported traffic momentum supports differentiated demand, not the final modeled forecast share.
5. Smiths Group PLC - Full Year Results for the 12 Months Ended 31 July 2025
   - Evidence informing the 2024 market-value input; displayed series and growth include calculations: Discloses aviation original-equipment revenue of xx.xx and aftermarket revenue of xx.xx for FY2024; supplies historical cycle proxies. ([www-live.smiths.com](https://www-live.smiths.com/media/snqpxwkd/smiths-group-plc-annual-results-2025-press-release.pdf))
   - Evidence informing the 2027 market-value input; displayed series and growth include calculations: Reports approximately xx.xx cumulative CTiX sales and continuing aviation upgrade demand; supports replacement activity, not an observed global forecast. ([www-live.smiths.com](https://www-live.smiths.com/media/snqpxwkd/smiths-group-plc-annual-results-2025-press-release.pdf))
6. Smiths Group PLC - Annual Report & Accounts FY2023
   - Evidence informing the 2022 market-value input; displayed series and growth include calculations: Reports FY2022 aviation original-equipment revenue of xx.xx, used as a dimensionless historical capital-cycle proxy. ([www-live.smiths.com](https://www-live.smiths.com/media/phjp1j44/smiths-annual-report-2023.pdf))
   - Evidence informing the 2023 market-value input; displayed series and growth include calculations: Reports FY2023 aviation original-equipment revenue of xx.xx and aftermarket revenue of xx.xx; supports the modeled recovery direction. ([www-live.smiths.com](https://www-live.smiths.com/media/phjp1j44/smiths-annual-report-2023.pdf))

7. Smiths Group PLC - Annual Report FY2022
   - Evidence informing the 2021 market-value input; displayed series and growth include calculations: Reports FY2021 aviation revenue of xx.xx, providing a historical purchasing-cycle reference rather than a global observation. ([www-live.smiths.com](https://www-live.smiths.com/media/xjvdpblr/smiths-annual-report-2022-report.pdf))
   - Evidence informing the 2022 market-value input; displayed series and growth include calculations: Reports FY2022 aviation revenue of xx.xx and continued weakness in aviation original equipment; supports a delayed capital-spending trough. ([www-live.smiths.com](https://www-live.smiths.com/media/xjvdpblr/smiths-annual-report-2022-report.pdf))
8. Smiths Group PLC - Annual Results for the Year Ended 31 July 2019
   - Evidence informing the 2018 market-value input; displayed series and growth include calculations: Reports FY2018 aviation revenue of xx.xx, supplying the historical comparison underlying the backcast. ([smiths.com](https://www.smiths.com/media/u4wla1bw/smiths-group-plc-annual-results-2019-press-release.pdf))
   - Evidence informing the 2019 market-value input; displayed series and growth include calculations: Reports FY2019 aviation revenue of xx.xx and customer delivery deferrals, qualifying a traffic-only growth model. ([smiths.com](https://www.smiths.com/media/u4wla1bw/smiths-group-plc-annual-results-2019-press-release.pdf))
   - Evidence informing the 2020 market-value input; displayed series and growth include calculations: Identifies deliveries deferred into FY2020; supports the possibility of backlog-supported spending despite a contemporaneous traffic shock, not the exact modeled growth rate. ([smiths.com](https://www.smiths.com/media/u4wla1bw/smiths-group-plc-annual-results-2019-press-release.pdf))
9. ACI World - The High-Wire Balancing Act: Global Air Transport Demand in 2018 and 2019
   - Evidence informing the 2017 market-value input; displayed series and growth include calculations: Reports xx.xx airport passengers and xx.xx% growth in 2018; the growth observation informs the 2017 backcast bridge. ([blog.aci.aero](https://blog.aci.aero/airport-economics/the-high-wire-balancing-act-global-air-transport-demand-in-2018-and-2019/))
   - Evidence informing the 2018 market-value input; displayed series and growth include calculations: Provides the observed 2018 traffic-growth reference, not an equipment-market growth observation. ([blog.aci.aero](https://blog.aci.aero/airport-economics/the-high-wire-balancing-act-global-air-transport-demand-in-2018-and-2019/))
10. ICAO A42-WP/556 - State of the Industry and Outlook for Airport Traffic, Presented by ACI
    - Evidence informing the 2020 market-value input; displayed series and growth include calculations: Records the collapse from xx.xx airport passengers in 2019 to xx.xx in 2020; constrains the shock and funding-risk interpretation. ([icao.int](https://www.icao.int/sites/default/files/Meetings/a42/Documents/WP/wp_556_en.pdf))
    - Evidence informing the 2021 market-value input; displayed series and growth include calculations: Reports xx.xx airport passengers in 2021, supporting a prolonged funding and activity shock. ([icao.int](https://www.icao.int/sites/default/files/Meetings/a42/Documents/WP/wp_556_en.pdf))
    - Evidence informing the 2023 market-value input; displayed series and growth include calculations: Reports xx.xx airport passengers in 2023; traffic recovery is distinguished from equipment purchasing. ([icao.int](https://www.icao.int/sites/default/files/Meetings/a42/Documents/WP/wp_556_en.pdf))
    - Evidence informing the 2024 market-value input; displayed series and growth include calculations: Reports xx.xx airport passengers in 2024, providing a demand recovery cross-check. ([icao.int](https://www.icao.int/sites/default/files/Meetings/a42/Documents/WP/wp_556_en.pdf))

11. Port of Seattle - Baggage Handling System Optimization
    - Evidence informing the 2029 market-value input; displayed series and growth include calculations: Seattle plans to consolidate six baggage-screening systems, increase supported passenger capacity, and reduce screening-machine demand. Supports integration spending without one-for-one detector growth. ([portseattle.org](https://www.portseattle.org/projects/baggage-handling-system-optimization))
    - Evidence informing the 2032 market-value input; displayed series and growth include calculations: The consolidation example constrains equipment-volume assumptions; its whole baggage-handling project value is excluded from market sizing. ([portseattle.org](https://www.portseattle.org/projects/baggage-handling-system-optimization))
    - Evidence informing the 2040 market-value input; displayed series and growth include calculations: Provides a commercial counterexample to extrapolating passenger growth directly into machine counts throughout the long-range forecast. ([portseattle.org](https://www.portseattle.org/projects/baggage-handling-system-optimization))
12. Smiths Group PLC - Half Year Results for the Six Months Ended 31 January 2026
    - Evidence informing the 2026 market-value input; displayed series and growth include calculations: Reports xx.xx% organic growth for Smiths Detection in HY2026, with aviation checkpoint upgrades contributing. Supports a positive 2026 nowcast, not a directly observed global growth rate. ([www-live.smiths.com](https://www-live.smiths.com/media/villk35h/smiths-hy26-results-press-release.pdf))
13. ACI World - Biannual global air travel demand update, 30 September 2025
    - Evidence informing base-year allocation inputs; displayed values and growth are calculated: Regional traffic-scale input; geographic rebasing and spending intensities are modeled.
    - Evidence informing forecast-year allocation inputs; displayed values and growth are calculated: Regional traffic-scale input; geographic rebasing and spending intensities are modeled.
    - Evidence informing base-year allocation inputs; displayed values and growth are calculated: Regional traffic-scale input; Mexico is reassigned to its captured North American parent.
    - Evidence informing forecast-year allocation inputs; displayed values and growth are calculated: Regional traffic-scale input; Mexico is reassigned to its captured North American parent.
    - Evidence informing base-year allocation inputs; displayed values and growth are calculated: Regional traffic-scale input; source membership differs from the captured hierarchy.
    - Evidence informing forecast-year allocation inputs; displayed values and growth are calculated: Regional traffic-scale input; source membership differs from the captured hierarchy.
    - Evidence informing base-year allocation inputs; displayed values and growth are calculated: Regional traffic-scale input before the modeled Turkey and Israel bridge.
    - Evidence informing forecast-year allocation inputs; displayed values and growth are calculated: Regional traffic-scale input before the modeled Turkey and Israel bridge.
    - Evidence informing base-year allocation inputs; displayed values and growth are calculated: The xx.xx-million 2025 traffic estimate constrains the regional demand proxy, not equipment spending.
    - Evidence informing forecast-year allocation inputs; displayed values and growth are calculated: The xx.xx-million 2025 traffic estimate constrains the regional demand proxy, not equipment spending.
    - Evidence informing base-year allocation inputs; displayed values and growth are calculated: The xx.xx-billion 2025 traffic estimate constrains regional scale; forecast purchasing convergence is assumed.
    - Evidence informing forecast-year allocation inputs; displayed values and growth are calculated: The xx.xx-billion 2025 traffic estimate constrains regional scale; forecast purchasing convergence is assumed.

14. CATSA - 2025 Annual Report, Management's Discussion and Analysis
    - Evidence informing base-year allocation inputs; displayed values and growth are calculated: C$xx.xx EDS capital expenditure constrains the Canadian expenditure calibration; baggage attribution is modeled.
    - Evidence informing forecast-year allocation inputs; displayed values and growth are calculated: C$xx.xx EDS capital expenditure constrains the Canadian expenditure calibration; baggage attribution is modeled.
    - Evidence informing base-year allocation inputs; displayed values and growth are calculated: Buyer-spending calibration supports a premium regional equipment/support intensity, not an observed regional share.
    - Evidence informing forecast-year allocation inputs; displayed values and growth are calculated: Buyer-spending calibration supports a premium regional equipment/support intensity, not an observed regional share.
15. Leidos - Leidos wins TSA logistics contract, 23 January 2025
    - Evidence informing base-year allocation inputs; displayed values and growth are calculated: The eight-year, USD xx.xx maximum sustainment award covers xx.xx units at over xx.xx locations; scope and realization adjustments are modeled.
    - Evidence informing forecast-year allocation inputs; displayed values and growth are calculated: The eight-year, USD xx.xx maximum sustainment award covers xx.xx units at over xx.xx locations; scope and realization adjustments are modeled.
    - Evidence informing base-year allocation inputs; displayed values and growth are calculated: Supports recurring-support scale and manufacturer-coordination constraints, not unrestricted service access.
    - Evidence informing forecast-year allocation inputs; displayed values and growth are calculated: Supports recurring-support scale and manufacturer-coordination constraints, not unrestricted service access.
16. ACI-LAC - Air Traffic in Latin America and the Caribbean Maintains Growth Trajectory with a 5% Increase in 2025
    - Evidence informing base-year allocation inputs; displayed values and growth are calculated: Brazil's xx.xx-million airport-traffic aggregate constrains its demand scale; equipment intensity remains modeled.
    - Evidence informing forecast-year allocation inputs; displayed values and growth are calculated: Brazil's xx.xx-million airport-traffic aggregate constrains its demand scale; equipment intensity remains modeled.
    - Evidence informing base-year allocation inputs; displayed values and growth are calculated: Regional traffic evidence constrains the common country model while leaving uncatalogued activity.
    - Evidence informing forecast-year allocation inputs; displayed values and growth are calculated: Regional traffic evidence constrains the common country model while leaving uncatalogued activity.
17. Eurostat - Air passenger transport statistics, December 2025, Table 1: 2024 country traffic
    - Evidence informing base-year allocation inputs; displayed values and growth are calculated: Traffic primitive.
    - Evidence informing forecast-year allocation inputs; displayed values and growth are calculated: Traffic primitive.
18. Eurostat - Air passenger transport: data by month
    - Evidence informing base-year allocation inputs; displayed values and growth are calculated: Interim country changes inform assumed 2025 bridges; domestic endpoint and expenditure adjustments remain modeled.
    - Evidence informing forecast-year allocation inputs; displayed values and growth are calculated: Interim country changes inform assumed 2025 bridges; domestic endpoint and expenditure adjustments remain modeled.

19. ACI EUROPE - 2025 all about traffic resilience as Europe's airports welcomed an additional 100 million passengers
    - Evidence informing base-year allocation inputs; displayed values and growth are calculated: Country growth heterogeneity constrains the shared European purchasing model.
    - Evidence informing forecast-year allocation inputs; displayed values and growth are calculated: Country growth heterogeneity constrains the shared European purchasing model.
    - Evidence informing base-year allocation inputs; displayed values and growth are calculated: Published Russian weakness constrains, rather than validates, its working scale.
    - Evidence informing forecast-year allocation inputs; displayed values and growth are calculated: Published Russian weakness constrains, rather than validates, its working scale.
    - Evidence informing base-year allocation inputs; displayed values and growth are calculated: Annual growth input to the 2025 bridge.
    - Evidence informing forecast-year allocation inputs; displayed values and growth are calculated: Annual growth input to the 2025 bridge.
20. UK Civil Aviation Authority - UK aviation officially breaks records with over 300m passenger journeys in 2025
    - Evidence informing base-year allocation inputs; displayed values and growth are calculated: The xx.xx-million UK-and-Crown-Dependency headline constrains the modeled UK country traffic bridge.
    - Evidence informing forecast-year allocation inputs; displayed values and growth are calculated: The xx.xx-million UK-and-Crown-Dependency headline constrains the modeled UK country traffic bridge.
21. Fraport - AI for Monitoring Aviation Security, 22 January 2026
    - Evidence informing base-year allocation inputs; displayed values and growth are calculated: Over xx.xx CT scanners and approximately EUR xx.xx cumulative checkpoint investment support a premium installed-mix premise, not annual national revenue.
    - Evidence informing forecast-year allocation inputs; displayed values and growth are calculated: Over xx.xx CT scanners and approximately EUR xx.xx cumulative checkpoint investment support a premium installed-mix premise, not annual national revenue.
    - Evidence informing base-year allocation inputs; displayed values and growth are calculated: Quantified national deployment provides an independent test of heterogeneous European modernization.
    - Evidence informing forecast-year allocation inputs; displayed values and growth are calculated: Quantified national deployment provides an independent test of heterogeneous European modernization.
22. ECAC - Common Evaluation Process of security equipment
    - Evidence informing base-year allocation inputs; displayed values and growth are calculated: Evaluation is not national approval; no uniform cross-country market-access premium is assumed.
    - Evidence informing forecast-year allocation inputs; displayed values and growth are calculated: Evaluation is not national approval; no uniform cross-country market-access premium is assumed.
23. DHMİ - Havayolunda Cumhuriyet Tarihinin Rekoru, 9 January 2026
    - Evidence informing base-year allocation inputs; displayed values and growth are calculated: Supports the traffic rebasing into the captured Middle Eastern parent.
    - Evidence informing forecast-year allocation inputs; displayed values and growth are calculated: Supports the traffic rebasing into the captured Middle Eastern parent.
24. Smiths Detection - DAEP checkpoint screening contract for Dubai International Airport, 7 May 2025
    - Evidence informing base-year allocation inputs; displayed values and growth are calculated: Purchaser-specific award evidence supports a bounded premium-mix premise, not a GCC-wide allocation.
    - Evidence informing forecast-year allocation inputs; displayed values and growth are calculated: Purchaser-specific award evidence supports a bounded premium-mix premise, not a GCC-wide allocation.
25. Airports Company South Africa - Airport statistics
    - Evidence informing base-year allocation inputs; displayed values and growth are calculated: Provides an operating-network commercial anchor for the regional installed-base premise.
    - Evidence informing forecast-year allocation inputs; displayed values and growth are calculated: Provides an operating-network commercial anchor for the regional installed-base premise.

26. CAAC - 2025 Civil Aviation Industry Development Statistical Bulletin, 17 April 2026
    - Evidence informing base-year allocation inputs; displayed values and growth are calculated: Reports xx.xx mainland airport movements and xx.xx transport airports in 2025; the Hong Kong/Macao extension is modeled.
    - Evidence informing forecast-year allocation inputs; displayed values and growth are calculated: Reports xx.xx mainland airport movements and xx.xx transport airports in 2025; the Hong Kong/Macao extension is modeled.
    - Evidence informing base-year allocation inputs; displayed values and growth are calculated: Large-market traffic and airport-network scale constrain the regional demand model.
    - Evidence informing forecast-year allocation inputs; displayed values and growth are calculated: Large-market traffic and airport-network scale constrain the regional demand model.
27. Sydney Airport - Traffic and Operational Performance Q4 2025
    - Evidence informing base-year allocation inputs; displayed values and growth are calculated: Sydney's xx.xx-million traffic and staged xx.xx-lane/six-of-seven-lane deployment constrain national scale and modernization assumptions.
    - Evidence informing forecast-year allocation inputs; displayed values and growth are calculated: Sydney's xx.xx-million traffic and staged xx.xx-lane/six-of-seven-lane deployment constrain national scale and modernization assumptions.
    - Evidence informing base-year allocation inputs; displayed values and growth are calculated: Quantified staged deployment supports regional heterogeneity, not a common modernization timetable.
    - Evidence informing forecast-year allocation inputs; displayed values and growth are calculated: Quantified staged deployment supports regional heterogeneity, not a common modernization timetable.
28. U.S. Senator Michael Bennet - SAFEGUARDS Act announcement, 23 July 2025
    - Evidence informing base-year allocation inputs; displayed values and growth are calculated: The xx.xx-airport and xx.xx-lane national footprint constrains minimum network support; proposed funding is not counted as realized revenue.
    - Evidence informing forecast-year allocation inputs; displayed values and growth are calculated: The xx.xx-airport and xx.xx-lane national footprint constrains minimum network support; proposed funding is not counted as realized revenue.
29. MLIT - 保安検査の実施主体が変わります！ - June 27, 2025
    - Evidence informing forecast-year allocation inputs; displayed values and growth are calculated: The transfer direction supports modeled airport-manager purchasing gains. Continued shared financing does not imply equal purchasing shares.
30. Heathrow announces £2.3bn accelerated investment plan to upgrade the UK's international gateway to growth
    - Evidence informing base-year allocation inputs; displayed values and growth are calculated: Reports GBP xx.xx invested in security-lane upgrades during 2024, supporting material airport-directed purchasing. Broader infrastructure obligations and historical timing prevent treating the amount as 2025 in-scope market receipts.
    - Evidence informing forecast-year allocation inputs; displayed values and growth are calculated: Reports GBP xx.xx invested in security-lane upgrades during 2024, supporting material airport-directed purchasing. Broader infrastructure obligations and historical timing prevent treating the amount as 2025 in-scope market receipts.
31. Fraport Assumes Responsibility for Aviation Security Checks at Frankfurt Airport
    - Evidence informing base-year allocation inputs; displayed values and growth are calculated: Documents Fraport's checkpoint-management responsibility from January 2023, six initial CT-equipped lanes and three contracted screening providers. Supports distinguishing an airport commissioning role from regulator oversight and contracted screening labor.
    - Evidence informing forecast-year allocation inputs; displayed values and growth are calculated: Documents Fraport's checkpoint-management responsibility from January 2023, six initial CT-equipped lanes and three contracted screening providers. Supports distinguishing an airport commissioning role from regulator oversight and contracted screening labor.

11.2. Public Aviation Security Agencies

Table 149. Global Airport Baggage Screening Systems Market Size, by Public Aviation Security Agencies, by Region, 2017-2040 (USD Million)

Region	2017	2024	2025	2026	2027	2032	2040	CAGR (%)
Africa	xx.xx	xx.xx	xx.xx	xx.xx	xx.xx	xx.xx	xx.xx	xx.xx
Asia-Pacific	xx.xx	xx.xx	xx.xx	xx.xx	xx.xx	xx.xx	xx.xx	xx.xx
Europe	xx.xx	xx.xx	xx.xx	xx.xx	xx.xx	xx.xx	xx.xx	xx.xx
Latin America	xx.xx	xx.xx	xx.xx	xx.xx	xx.xx	xx.xx	xx.xx	xx.xx
Middle East	xx.xx	xx.xx	xx.xx	xx.xx	xx.xx	xx.xx	xx.xx	xx.xx
North America	xx.xx	xx.xx	xx.xx	xx.xx	xx.xx	xx.xx	xx.xx	xx.xx
Total	**xx.xx**	**xx.xx**	**xx.xx**	**xx.xx**	**xx.xx**	**xx.xx**	**xx.xx**	**xx.xx**

Table 150. Global Airport Baggage Screening Systems Market Size, by Public Aviation Security Agencies, by Group, 2017-2040 (USD Million)

Group	2017	2024	2025	2026	2027	2032	2040	CAGR (%)
ASEAN	xx.xx	xx.xx	xx.xx	xx.xx	xx.xx	xx.xx	xx.xx	xx.xx
BRICS	xx.xx	xx.xx	xx.xx	xx.xx	xx.xx	xx.xx	xx.xx	xx.xx
European Union	xx.xx	xx.xx	xx.xx	xx.xx	xx.xx	xx.xx	xx.xx	xx.xx
G7	xx.xx	xx.xx	xx.xx	xx.xx	xx.xx	xx.xx	xx.xx	xx.xx
GCC	xx.xx	xx.xx	xx.xx	xx.xx	xx.xx	xx.xx	xx.xx	xx.xx
NATO	xx.xx	xx.xx	xx.xx	xx.xx	xx.xx	xx.xx	xx.xx	xx.xx

Table 151. Global Airport Baggage Screening Systems Market Size, by Public Aviation Security Agencies, by Country, 2017-2040 (USD Million)

Country	2017	2024	2025	2026	2027	2032	2040	CAGR (%)
Australia	xx.xx	xx.xx	xx.xx	xx.xx	xx.xx	xx.xx	xx.xx	xx.xx
Brazil	xx.xx	xx.xx	xx.xx	xx.xx	xx.xx	xx.xx	xx.xx	xx.xx
Canada	xx.xx	xx.xx	xx.xx	xx.xx	xx.xx	xx.xx	xx.xx	xx.xx
China	xx.xx	xx.xx	xx.xx	xx.xx	xx.xx	xx.xx	xx.xx	xx.xx
France	xx.xx	xx.xx	xx.xx	xx.xx	xx.xx	xx.xx	xx.xx	xx.xx
Germany	xx.xx	xx.xx	xx.xx	xx.xx	xx.xx	xx.xx	xx.xx	xx.xx
India	xx.xx	xx.xx	xx.xx	xx.xx	xx.xx	xx.xx	xx.xx	xx.xx
Italy	xx.xx	xx.xx	xx.xx	xx.xx	xx.xx	xx.xx	xx.xx	xx.xx
Japan	xx.xx	xx.xx	xx.xx	xx.xx	xx.xx	xx.xx	xx.xx	xx.xx
Mexico	xx.xx	xx.xx	xx.xx	xx.xx	xx.xx	xx.xx	xx.xx	xx.xx
Russia	xx.xx	xx.xx	xx.xx	xx.xx	xx.xx	xx.xx	xx.xx	xx.xx
South Korea	xx.xx	xx.xx	xx.xx	xx.xx	xx.xx	xx.xx	xx.xx	xx.xx
Spain	xx.xx	xx.xx	xx.xx	xx.xx	xx.xx	xx.xx	xx.xx	xx.xx
United Kingdom	xx.xx	xx.xx	xx.xx	xx.xx	xx.xx	xx.xx	xx.xx	xx.xx
United States	xx.xx	xx.xx	xx.xx	xx.xx	xx.xx	xx.xx	xx.xx	xx.xx
Others	xx.xx	xx.xx	xx.xx	xx.xx	xx.xx	xx.xx	xx.xx	xx.xx
Total	**xx.xx**	**xx.xx**	**xx.xx**	**xx.xx**	**xx.xx**	**xx.xx**	**xx.xx**	**xx.xx**

Sources & Evidence

1. GETS - Civil Aviation Authority - Holdstow Baggage Screening Equipment, RFx 33811330

   · Taxonomy evidence: The official record identifies the Civil Aviation Authority as the procuring agency and now displays Tender Closed, with a May xx.xx 2026 closing date. Its intended June award is not evidence of a completed award. ([gets.govt.nz](https://www.gets.govt.nz/CAA/ExternalTenderDetails.htm?id=xx.xx))

   · Taxonomy evidence: The Civil Aviation Authority of New Zealand's March xx.xx 2026 RFP requests hold-baggage explosive-detection equipment and supporting maintenance. This independently establishes a public aviation body's procurement role; its intended award date does not establish that an award occurred. ([gets.govt.nz](https://www.gets.govt.nz/CAA/ExternalTenderDetails.htm?id=xx.xx))

2. CATSA Functions, Programs and Activities

   · Taxonomy evidence: CATSA expressly includes equipment purchase, baggage-system integration, operation, maintenance and equipment training in its hold-baggage activities, establishing a public screening body's direct equipment-purchasing role. ([catsa-acsta.gc.ca](https://www.catsa-acsta.gc.ca/en/publications/catsa-functions-programs-and-activities))

3. House Report 119-173 - Department of Homeland Security Appropriations Bill, 2026
   - Evidence informing the 2030 market-value input; displayed series and growth include calculations: The aging installed fleet supports replacement demand, but does not establish the forecast's realization dates or annual purchasing rate. ([govinfo.gov](https://www.govinfo.gov/content/pkg/CRPT-119hrpt173/html/CRPT-119hrpt173.htm))
   - Evidence informing base-year allocation inputs; displayed values and growth are calculated: Reports a TSA checked-baggage fleet of xx.xx EDS, including xx.xx at end-of-life, and assigns purchase, installation and maintenance responsibilities to TSA. Supports agency fleet calibration and renewal pressure, not the assumed forecast uplift.
   - Evidence informing forecast-year allocation inputs; displayed values and growth are calculated: Reports a TSA checked-baggage fleet of xx.xx EDS, including xx.xx at end-of-life, and assigns purchase, installation and maintenance responsibilities to TSA. Supports agency fleet calibration and renewal pressure, not the assumed forecast uplift.
4. GAO-24-106573 - DHS Annual Assessment: Most Programs Are Meeting Current Goals, but Some Continue to Face Cost and Schedule Challenges
   - Evidence informing the 2026 market-value input; displayed series and growth include calculations: Reports plans for xx.xx checkpoint systems and xx.xx increment-one deployments by September 2023; supports an incomplete replacement cycle rather than universal CT adoption. ([gao.gov](https://www.gao.gov/assets/gao-xx.xx-xx.xx.pdf))
5. Global Airport Passenger Traffic Reaches Record 9.8 Billion in 2025, Airports Council International World reports
   - Evidence informing the 2026 market-value input; displayed series and growth include calculations: Reports cooling passenger-growth momentum in 2026, supporting moderation of traffic-driven equipment expansion despite continuing replacement demand. ([aci.aero](https://aci.aero/2026/xx.xx/xx.xx/global-airport-passenger-traffic-reaches-record-xx.xx-xx.xx-billion-in-2025-airports-council-international-world-reports/))
   - Evidence informing base-year allocation inputs; displayed values and growth are calculated: Full-year 2025 traffic weakness qualifies the mature-market expansion assumption.
   - Evidence informing forecast-year allocation inputs; displayed values and growth are calculated: Full-year 2025 traffic weakness qualifies the mature-market expansion assumption.
   - Evidence informing base-year allocation inputs; displayed values and growth are calculated: Full-year growth provides a regional direction check, not an equipment-share observation.
   - Evidence informing forecast-year allocation inputs; displayed values and growth are calculated: Full-year growth provides a regional direction check, not an equipment-share observation.
   - Evidence informing base-year allocation inputs; displayed values and growth are calculated: Full-year traffic growth constrains the regional demand premise.
   - Evidence informing forecast-year allocation inputs; displayed values and growth are calculated: Full-year traffic growth constrains the regional demand premise.
   - Evidence informing forecast-year allocation inputs; displayed values and growth are calculated: The reported first-half 2026 decline of xx.xx% constrains the recovery scenario.
   - Evidence informing base-year allocation inputs; displayed values and growth are calculated: Reported 2025 growth provides a demand-direction check; procurement intensity remains assumed.
   - Evidence informing forecast-year allocation inputs; displayed values and growth are calculated: Reported 2025 growth provides a demand-direction check; procurement intensity remains assumed.
   - Evidence informing base-year allocation inputs; displayed values and growth are calculated: Reported traffic momentum supports differentiated demand, not the final modeled forecast share.
   - Evidence informing forecast-year allocation inputs; displayed values and growth are calculated: Reported traffic momentum supports differentiated demand, not the final modeled forecast share.

6. Smiths Group PLC - Full Year Results for the 12 Months Ended 31 July 2025

· Evidence informing the 2024 market-value input; displayed series and growth include calculations: Discloses aviation original-equipment revenue of xx.xx and aftermarket revenue of xx.xx for FY2024; supplies historical cycle proxies. ([www-live.smiths.com](https://www-live.smiths.com/media/snqpxwkd/smiths-group-plc-annual-results-2025-press-release.pdf))

· Evidence informing the 2027 market-value input; displayed series and growth include calculations: Reports approximately xx.xx cumulative CTiX sales and continuing aviation upgrade demand; supports replacement activity, not an observed global forecast. ([www-live.smiths.com](https://www-live.smiths.com/media/snqpxwkd/smiths-group-plc-annual-results-2025-press-release.pdf))

7. Smiths Group PLC - Annual Report & Accounts FY2023

· Evidence informing the 2022 market-value input; displayed series and growth include calculations: Reports FY2022 aviation original-equipment revenue of xx.xx, used as a dimensionless historical capital-cycle proxy. ([www-live.smiths.com](https://www-live.smiths.com/media/phjp1j44/smiths-annual-report-2023.pdf))

· Evidence informing the 2023 market-value input; displayed series and growth include calculations: Reports FY2023 aviation original-equipment revenue of xx.xx and aftermarket revenue of xx.xx; supports the modeled recovery direction. ([www-live.smiths.com](https://www-live.smiths.com/media/phjp1j44/smiths-annual-report-2023.pdf))

8. Smiths Group PLC - Annual Report FY2022

· Evidence informing the 2021 market-value input; displayed series and growth include calculations: Reports FY2021 aviation revenue of xx.xx, providing a historical purchasing-cycle reference rather than a global observation. ([www-live.smiths.com](https://www-live.smiths.com/media/xjvdpblr/smiths-annual-report-2022-report.pdf))

· Evidence informing the 2022 market-value input; displayed series and growth include calculations: Reports FY2022 aviation revenue of xx.xx and continued weakness in aviation original equipment; supports a delayed capital-spending trough. ([www-live.smiths.com](https://www-live.smiths.com/media/xjvdpblr/smiths-annual-report-2022-report.pdf))

9. Smiths Group PLC - Annual Results for the Year Ended 31 July 2019

· Evidence informing the 2018 market-value input; displayed series and growth include calculations: Reports FY2018 aviation revenue of xx.xx, supplying the historical comparison underlying the backcast. ([smiths.com](https://www.smiths.com/media/u4wla1bw/smiths-group-plc-annual-results-2019-press-release.pdf))

· Evidence informing the 2019 market-value input; displayed series and growth include calculations: Reports FY2019 aviation revenue of xx.xx and customer delivery deferrals, qualifying a traffic-only growth model. ([smiths.com](https://www.smiths.com/media/u4wla1bw/smiths-group-plc-annual-results-2019-press-release.pdf))

· Evidence informing the 2020 market-value input; displayed series and growth include calculations: Identifies deliveries deferred into FY2020; supports the possibility of backlog-supported spending despite a contemporaneous traffic shock, not the exact modeled growth rate. ([smiths.com](https://www.smiths.com/media/u4wla1bw/smiths-group-plc-annual-results-2019-press-release.pdf))

10. ACI World - The High-Wire Balancing Act: Global Air Transport Demand in 2018 and 2019

· Evidence informing the 2017 market-value input; displayed series and growth include calculations: Reports xx.xx airport passengers and xx.xx% growth in 2018; the growth observation informs the 2017 backcast bridge. ([blog.aci.aero](https://blog.aci.aero/airport-economics/the-high-wire-balancing-act-global-air-transport-demand-in-2018-and-2019/))

· Evidence informing the 2018 market-value input; displayed series and growth include calculations: Provides the observed 2018 traffic-growth reference, not an equipment-market growth observation. ([blog.aci.aero](https://blog.aci.aero/airport-economics/the-high-wire-balancing-act-global-air-transport-demand-in-2018-and-2019/))

11. ICAO A42-WP/556 - State of the Industry and Outlook for Airport Traffic, Presented by ACI

· Evidence informing the 2020 market-value input; displayed series and growth include calculations: Records the collapse from xx.xx airport passengers in 2019 to xx.xx in 2020; constrains the shock and funding-risk interpretation. ([icao.int](https://www.icao.int/sites/default/files/Meetings/a42/Documents/WP/wp_556_en.pdf))

· Evidence informing the 2021 market-value input; displayed series and growth include calculations: Reports xx.xx airport passengers in 2021, supporting a prolonged funding and activity shock. ([icao.int](https://www.icao.int/sites/default/files/Meetings/a42/Documents/WP/wp_556_en.pdf))

· Evidence informing the 2023 market-value input; displayed series and growth include calculations: Reports xx.xx airport passengers in 2023; traffic recovery is distinguished from equipment purchasing. ([icao.int](https://www.icao.int/sites/default/files/Meetings/a42/Documents/WP/wp_556_en.pdf))

· Evidence informing the 2024 market-value input; displayed series and growth include calculations: Reports xx.xx airport passengers in 2024, providing a demand recovery cross-check. ([icao.int](https://www.icao.int/sites/default/files/Meetings/a42/Documents/WP/wp_556_en.pdf))

12. Port of Seattle - Baggage Handling System Optimization

· Evidence informing the 2029 market-value input; displayed series and growth include calculations: Seattle plans to consolidate six baggage-screening systems, increase supported passenger capacity, and reduce screening-machine demand. Supports integration spending without one-for-one detector growth. ([portseattle.org](https://www.portseattle.org/projects/baggage-handling-system-optimization))

· Evidence informing the 2032 market-value input; displayed series and growth include calculations: The consolidation example constrains equipment-volume assumptions; its whole baggage-handling project value is excluded from market sizing. ([portseattle.org](https://www.portseattle.org/projects/baggage-handling-system-optimization))

· Evidence informing the 2040 market-value input; displayed series and growth include calculations: Provides a commercial counterexample to extrapolating passenger growth directly into machine counts throughout the long-range forecast. ([portseattle.org](https://www.portseattle.org/projects/baggage-handling-system-optimization))

13. Smiths Group PLC - Half Year Results for the Six Months Ended 31 January 2026

· Evidence informing the 2026 market-value input; displayed series and growth include calculations: Reports xx.xx% organic growth for Smiths Detection in HY2026, with aviation checkpoint upgrades contributing. Supports a positive 2026 nowcast, not a directly observed global growth rate. ([www-live.smiths.com](https://www-live.smiths.com/media/villk35h/smiths-hy26-results-press-release.pdf))

14. ACI World - Biannual global air travel demand update, 30 September 2025
    - Evidence informing base-year allocation inputs; displayed values and growth are calculated: Regional traffic-scale input; geographic rebasing and spending intensities are modeled.
    - Evidence informing forecast-year allocation inputs; displayed values and growth are calculated: Regional traffic-scale input; geographic rebasing and spending intensities are modeled.
    - Evidence informing base-year allocation inputs; displayed values and growth are calculated: Regional traffic-scale input; Mexico is reassigned to its captured North American parent.
    - Evidence informing forecast-year allocation inputs; displayed values and growth are calculated: Regional traffic-scale input; Mexico is reassigned to its captured North American parent.
    - Evidence informing base-year allocation inputs; displayed values and growth are calculated: Regional traffic-scale input; source membership differs from the captured hierarchy.
    - Evidence informing forecast-year allocation inputs; displayed values and growth are calculated: Regional traffic-scale input; source membership differs from the captured hierarchy.
    - Evidence informing base-year allocation inputs; displayed values and growth are calculated: Regional traffic-scale input before the modeled Turkey and Israel bridge.
    - Evidence informing forecast-year allocation inputs; displayed values and growth are calculated: Regional traffic-scale input before the modeled Turkey and Israel bridge.
    - Evidence informing base-year allocation inputs; displayed values and growth are calculated: The xx.xx-million 2025 traffic estimate constrains the regional demand proxy, not equipment spending.
    - Evidence informing forecast-year allocation inputs; displayed values and growth are calculated: The xx.xx-million 2025 traffic estimate constrains the regional demand proxy, not equipment spending.
    - Evidence informing base-year allocation inputs; displayed values and growth are calculated: The xx.xx-billion 2025 traffic estimate constrains regional scale; forecast purchasing convergence is assumed.
    - Evidence informing forecast-year allocation inputs; displayed values and growth are calculated: The xx.xx-billion 2025 traffic estimate constrains regional scale; forecast purchasing convergence is assumed.
15. CATSA - 2025 Annual Report, Management's Discussion and Analysis
    - Evidence informing base-year allocation inputs; displayed values and growth are calculated: C$xx.xx EDS capital expenditure constrains the Canadian expenditure calibration; baggage attribution is modeled.
    - Evidence informing forecast-year allocation inputs; displayed values and growth are calculated: C$xx.xx EDS capital expenditure constrains the Canadian expenditure calibration; baggage attribution is modeled.
    - Evidence informing base-year allocation inputs; displayed values and growth are calculated: Buyer-spending calibration supports a premium regional equipment/support intensity, not an observed regional share.
    - Evidence informing forecast-year allocation inputs; displayed values and growth are calculated: Buyer-spending calibration supports a premium regional equipment/support intensity, not an observed regional share.
    - Evidence informing base-year allocation inputs; displayed values and growth are calculated: Reports C$xx.xx EDS capital expenditure for FY2024/xx.xx and identifies both baggage equipment and full-body scanners in the capital scope, requiring a baggage-attribution adjustment.
    - Evidence informing forecast-year allocation inputs; displayed values and growth are calculated: Reports C$xx.xx EDS capital expenditure for FY2024/xx.xx and identifies both baggage equipment and full-body scanners in the capital scope, requiring a baggage-attribution adjustment.
16. Leidos - Leidos wins TSA logistics contract, 23 January 2025
    - Evidence informing base-year allocation inputs; displayed values and growth are calculated: The eight-year, USD xx.xx maximum sustainment award covers xx.xx units at over xx.xx locations; scope and realization adjustments are modeled.
    - Evidence informing forecast-year allocation inputs; displayed values and growth are calculated: The eight-year, USD xx.xx maximum sustainment award covers xx.xx units at over xx.xx locations; scope and realization adjustments are modeled.
    - Evidence informing base-year allocation inputs; displayed values and growth are calculated: Supports recurring-support scale and manufacturer-coordination constraints, not unrestricted service access.
    - Evidence informing forecast-year allocation inputs; displayed values and growth are calculated: Supports recurring-support scale and manufacturer-coordination constraints, not unrestricted service access.

17. ACI-LAC - Air Traffic in Latin America and the Caribbean Maintains Growth Trajectory with a 5% Increase in 2025
    - Evidence informing base-year allocation inputs; displayed values and growth are calculated: Brazil's xx.xx-million airport-traffic aggregate constrains its demand scale; equipment intensity remains modeled.
    - Evidence informing forecast-year allocation inputs; displayed values and growth are calculated: Brazil's xx.xx-million airport-traffic aggregate constrains its demand scale; equipment intensity remains modeled.
    - Evidence informing base-year allocation inputs; displayed values and growth are calculated: Regional traffic evidence constrains the common country model while leaving uncatalogued activity.
    - Evidence informing forecast-year allocation inputs; displayed values and growth are calculated: Regional traffic evidence constrains the common country model while leaving uncatalogued activity.
18. Eurostat - Air passenger transport statistics, December 2025, Table 1: 2024 country traffic
    - Evidence informing base-year allocation inputs; displayed values and growth are calculated: Traffic primitive.
    - Evidence informing forecast-year allocation inputs; displayed values and growth are calculated: Traffic primitive.
19. Eurostat - Air passenger transport: data by month
    - Evidence informing base-year allocation inputs; displayed values and growth are calculated: Interim country changes inform assumed 2025 bridges; domestic endpoint and expenditure adjustments remain modeled.
    - Evidence informing forecast-year allocation inputs; displayed values and growth are calculated: Interim country changes inform assumed 2025 bridges; domestic endpoint and expenditure adjustments remain modeled.
20. ACI EUROPE - 2025 all about traffic resilience as Europe’s airports welcomed an additional 100 million passengers
    - Evidence informing base-year allocation inputs; displayed values and growth are calculated: Country growth heterogeneity constrains the shared European purchasing model.
    - Evidence informing forecast-year allocation inputs; displayed values and growth are calculated: Country growth heterogeneity constrains the shared European purchasing model.
    - Evidence informing base-year allocation inputs; displayed values and growth are calculated: Published Russian weakness constrains, rather than validates, its working scale.
    - Evidence informing forecast-year allocation inputs; displayed values and growth are calculated: Published Russian weakness constrains, rather than validates, its working scale.
    - Evidence informing base-year allocation inputs; displayed values and growth are calculated: Annual growth input to the 2025 bridge.
    - Evidence informing forecast-year allocation inputs; displayed values and growth are calculated: Annual growth input to the 2025 bridge.
21. UK Civil Aviation Authority - UK aviation officially breaks records with over 300m passenger journeys in 2025
    - Evidence informing base-year allocation inputs; displayed values and growth are calculated: The xx.xx-million UK-and-Crown-Dependency headline constrains the modeled UK country traffic bridge.
    - Evidence informing forecast-year allocation inputs; displayed values and growth are calculated: The xx.xx-million UK-and-Crown-Dependency headline constrains the modeled UK country traffic bridge.
22. Fraport - AI for Monitoring Aviation Security, 22 January 2026
    - Evidence informing base-year allocation inputs; displayed values and growth are calculated: Over xx.xx CT scanners and approximately EUR xx.xx cumulative checkpoint investment support a premium installed-mix premise, not annual national revenue.
    - Evidence informing forecast-year allocation inputs; displayed values and growth are calculated: Over xx.xx CT scanners and approximately EUR xx.xx cumulative checkpoint investment support a premium installed-mix premise, not annual national revenue.
    - Evidence informing base-year allocation inputs; displayed values and growth are calculated: Quantified national deployment provides an independent test of heterogeneous European modernization.
    - Evidence informing forecast-year allocation inputs; displayed values and growth are calculated: Quantified national deployment provides an independent test of heterogeneous European modernization.

23. ECAC - Common Evaluation Process of security equipment
    - Evidence informing base-year allocation inputs; displayed values and growth are calculated: Evaluation is not national approval; no uniform cross-country market-access premium is assumed.
    - Evidence informing forecast-year allocation inputs; displayed values and growth are calculated: Evaluation is not national approval; no uniform cross-country market-access premium is assumed.
24. DHMİ - Havayolunda Cumhuriyet Tarihinin Rekoru, 9 January 2026
    - Evidence informing base-year allocation inputs; displayed values and growth are calculated: Supports the traffic rebasing into the captured Middle Eastern parent.
    - Evidence informing forecast-year allocation inputs; displayed values and growth are calculated: Supports the traffic rebasing into the captured Middle Eastern parent.
25. Smiths Detection - DAEP checkpoint screening contract for Dubai International Airport, 7 May 2025
    - Evidence informing base-year allocation inputs; displayed values and growth are calculated: Purchaser-specific award evidence supports a bounded premium-mix premise, not a GCC-wide allocation.
    - Evidence informing forecast-year allocation inputs; displayed values and growth are calculated: Purchaser-specific award evidence supports a bounded premium-mix premise, not a GCC-wide allocation.
26. Airports Company South Africa - Airport statistics
    - Evidence informing base-year allocation inputs; displayed values and growth are calculated: Provides an operating-network commercial anchor for the regional installed-base premise.
    - Evidence informing forecast-year allocation inputs; displayed values and growth are calculated: Provides an operating-network commercial anchor for the regional installed-base premise.
27. CAAC - 2025 Civil Aviation Industry Development Statistical Bulletin, 17 April 2026
    - Evidence informing base-year allocation inputs; displayed values and growth are calculated: Reports xx.xx mainland airport movements and xx.xx transport airports in 2025; the Hong Kong/Macao extension is modeled.
    - Evidence informing forecast-year allocation inputs; displayed values and growth are calculated: Reports xx.xx mainland airport movements and xx.xx transport airports in 2025; the Hong Kong/Macao extension is modeled.
    - Evidence informing base-year allocation inputs; displayed values and growth are calculated: Large-market traffic and airport-network scale constrain the regional demand model.
    - Evidence informing forecast-year allocation inputs; displayed values and growth are calculated: Large-market traffic and airport-network scale constrain the regional demand model.
28. Sydney Airport - Traffic and Operational Performance Q4 2025
    - Evidence informing base-year allocation inputs; displayed values and growth are calculated: Sydney's xx.xx-million traffic and staged xx.xx-lane/six-of-seven-lane deployment constrain national scale and modernization assumptions.
    - Evidence informing forecast-year allocation inputs; displayed values and growth are calculated: Sydney's xx.xx-million traffic and staged xx.xx-lane/six-of-seven-lane deployment constrain national scale and modernization assumptions.
    - Evidence informing base-year allocation inputs; displayed values and growth are calculated: Quantified staged deployment supports regional heterogeneity, not a common modernization timetable.
    - Evidence informing forecast-year allocation inputs; displayed values and growth are calculated: Quantified staged deployment supports regional heterogeneity, not a common modernization timetable.

29. U.S. Senator Michael Bennet - SAFEGUARDS Act announcement, 23 July 2025
    - Evidence informing base-year allocation inputs; displayed values and growth are calculated: The xx.xx-airport and xx.xx-lane national footprint constrains minimum network support; proposed funding is not counted as realized revenue.
    - Evidence informing forecast-year allocation inputs; displayed values and growth are calculated: The xx.xx-airport and xx.xx-lane national footprint constrains minimum network support; proposed funding is not counted as realized revenue.
    - Evidence informing base-year allocation inputs; displayed values and growth are calculated: The July xx.xx 2025 official release identifies xx.xx U.S. screening lanes, used as agency purchasing-exposure calibration rather than observed annual equipment sales.
    - Evidence informing forecast-year allocation inputs; displayed values and growth are calculated: The July xx.xx 2025 official release identifies xx.xx U.S. screening lanes, used as agency purchasing-exposure calibration rather than observed annual equipment sales.
30. CATSA 2025 Annual Report - Notes to the Financial Statements
    - Evidence informing base-year allocation inputs; displayed values and growth are calculated: Separately reports C$xx.xx maintenance/spares, C$xx.xx trace/consumables and C$xx.xx training/certification, constraining attributable agency lifecycle expenditure.
    - Evidence informing base-year allocation inputs; displayed values and growth are calculated: Separates screening-contractor payments from equipment support, preventing staffing expenditure from becoming equipment-market purchasing.
    - Evidence informing forecast-year allocation inputs; displayed values and growth are calculated: Separately reports C$xx.xx maintenance/spares, C$xx.xx trace/consumables and C$xx.xx training/certification, constraining attributable agency lifecycle expenditure.
    - Evidence informing forecast-year allocation inputs; displayed values and growth are calculated: Separates screening-contractor payments from equipment support, preventing staffing expenditure from becoming equipment-market purchasing.
31. Bank of Canada - Annual exchange rates
    - Evidence informing base-year allocation inputs; displayed values and growth are calculated: Annual exchange-rate observations support the inherited fiscal-period approximation of xx.xx Canadian dollars per U.S. dollar; this is not a transaction-weighted exchange rate.
    - Evidence informing forecast-year allocation inputs; displayed values and growth are calculated: Annual exchange-rate observations support the inherited fiscal-period approximation of xx.xx Canadian dollars per U.S. dollar; this is not a transaction-weighted exchange rate.

11.3. Customs and Border Authorities

Table 152. Global Airport Baggage Screening Systems Market Size, by Customs and Border Authorities, by Region, 2017-2040 (USD Million)

Region	2017	2024	2025	2026	2027	2032	2040	CAGR (%)
Africa	xx.xx	xx.xx	xx.xx	xx.xx	xx.xx	xx.xx	xx.xx	xx.xx
Asia-Pacific	xx.xx	xx.xx	xx.xx	xx.xx	xx.xx	xx.xx	xx.xx	xx.xx
Europe	xx.xx	xx.xx	xx.xx	xx.xx	xx.xx	xx.xx	xx.xx	xx.xx
Latin America	xx.xx	xx.xx	xx.xx	xx.xx	xx.xx	xx.xx	xx.xx	xx.xx
Middle East	xx.xx	xx.xx	xx.xx	xx.xx	xx.xx	xx.xx	xx.xx	xx.xx
North America	xx.xx	xx.xx	xx.xx	xx.xx	xx.xx	xx.xx	xx.xx	xx.xx
Total	**xx.xx**	**xx.xx**	**xx.xx**	**xx.xx**	**xx.xx**	**xx.xx**	**xx.xx**	**xx.xx**

Table 153. Global Airport Baggage Screening Systems Market Size, by Customs and Border Authorities, by Group, 2017-2040 (USD Million)

Group	2017	2024	2025	2026	2027	2032	2040	CAGR (%)
ASEAN	xx.xx	xx.xx	xx.xx	xx.xx	xx.xx	xx.xx	xx.xx	xx.xx
BRICS	xx.xx	xx.xx	xx.xx	xx.xx	xx.xx	xx.xx	xx.xx	xx.xx
European Union	xx.xx	xx.xx	xx.xx	xx.xx	xx.xx	xx.xx	xx.xx	xx.xx
G7	xx.xx	xx.xx	xx.xx	xx.xx	xx.xx	xx.xx	xx.xx	xx.xx
GCC	xx.xx	xx.xx	xx.xx	xx.xx	xx.xx	xx.xx	xx.xx	xx.xx
NATO	xx.xx	xx.xx	xx.xx	xx.xx	xx.xx	xx.xx	xx.xx	xx.xx

Table 154. Global Airport Baggage Screening Systems Market Size, by Customs and Border Authorities, by Country, 2017-2040 (USD Million)

Country	2017	2024	2025	2026	2027	2032	2040	CAGR (%)
Australia	xx.xx	xx.xx	xx.xx	xx.xx	xx.xx	xx.xx	xx.xx	xx.xx
Brazil	xx.xx	xx.xx	xx.xx	xx.xx	xx.xx	xx.xx	xx.xx	xx.xx
Canada	xx.xx	xx.xx	xx.xx	xx.xx	xx.xx	xx.xx	xx.xx	xx.xx
China	xx.xx	xx.xx	xx.xx	xx.xx	xx.xx	xx.xx	xx.xx	xx.xx
France	xx.xx	xx.xx	xx.xx	xx.xx	xx.xx	xx.xx	xx.xx	xx.xx
Germany	xx.xx	xx.xx	xx.xx	xx.xx	xx.xx	xx.xx	xx.xx	xx.xx
India	xx.xx	xx.xx	xx.xx	xx.xx	xx.xx	xx.xx	xx.xx	xx.xx
Italy	xx.xx	xx.xx	xx.xx	xx.xx	xx.xx	xx.xx	xx.xx	xx.xx
Japan	xx.xx	xx.xx	xx.xx	xx.xx	xx.xx	xx.xx	xx.xx	xx.xx
Mexico	xx.xx	xx.xx	xx.xx	xx.xx	xx.xx	xx.xx	xx.xx	xx.xx
Russia	xx.xx	xx.xx	xx.xx	xx.xx	xx.xx	xx.xx	xx.xx	xx.xx
South Korea	xx.xx	xx.xx	xx.xx	xx.xx	xx.xx	xx.xx	xx.xx	xx.xx
Spain	xx.xx	xx.xx	xx.xx	xx.xx	xx.xx	xx.xx	xx.xx	xx.xx
United Kingdom	xx.xx	xx.xx	xx.xx	xx.xx	xx.xx	xx.xx	xx.xx	xx.xx
United States	xx.xx	xx.xx	xx.xx	xx.xx	xx.xx	xx.xx	xx.xx	xx.xx
Others	xx.xx	xx.xx	xx.xx	xx.xx	xx.xx	xx.xx	xx.xx	xx.xx
Total	**xx.xx**	**xx.xx**	**xx.xx**	**xx.xx**	**xx.xx**	**xx.xx**	**xx.xx**	**xx.xx**

Sources & Evidence

1. EMSD Provides Comprehensive Support for Terminal 2 Commissioning - VoiceLink, Issue 79, June 2026

   · Taxonomy evidence: EMSD is described as assisting Customs and Excise with procurement and installation. The client/technical-agent distinction is documented, but the final capital-budget holder is not expressly identified. ([wcms.emsd.gov.hk](https://wcms.emsd.gov.hk/minisites/voice/en/issue79/en/text/article5.html))

   · Taxonomy evidence: The report identifies Customs and Excise as the client and EMSD as providing procurement and installation assistance. It supports distinguishing a border authority's commissioning context from its technical procurement agent, but does not expressly identify the final capital-budget holder. ([wcms.emsd.gov.hk](https://wcms.emsd.gov.hk/minisites/voice/en/issue79/en/text/article5.html))

2. House Report 119-173 - Department of Homeland Security Appropriations Bill, 2026

   · Evidence informing the 2030 market-value input; displayed series and growth include calculations: The aging installed fleet supports replacement demand, but does not establish the forecast's realization dates or annual purchasing rate. ([govinfo.gov](https://www.govinfo.gov/content/pkg/CRPT-119hrpt173/html/CRPT-119hrpt173.htm))

3. GAO-24-106573 - DHS Annual Assessment: Most Programs Are Meeting Current Goals, but Some Continue to Face Cost and Schedule Challenges

   · Evidence informing the 2026 market-value input; displayed series and growth include calculations: Reports plans for xx.xx checkpoint systems and xx.xx increment-one deployments by September 2023; supports an incomplete replacement cycle rather than universal CT adoption. ([gao.gov](https://www.gao.gov/assets/gao-xx.xx-xx.xx.pdf))

4. Global Airport Passenger Traffic Reaches Record 9.8 Billion in 2025, Airports Council International World reports

   · Evidence informing the 2026 market-value input; displayed series and growth include calculations: Reports cooling passenger-growth momentum in 2026, supporting moderation of traffic-driven equipment expansion despite continuing replacement demand. ([aci.aero](https://aci.aero/2026/xx.xx/xx.xx/global-airport-passenger-traffic-reaches-record-xx.xx-xx.xx-billion-in-2025-airports-council-international-world-reports/))

   · Evidence informing base-year allocation inputs; displayed values and growth are calculated: Full-year 2025 traffic weakness qualifies the mature-market expansion assumption.

   · Evidence informing forecast-year allocation inputs; displayed values and growth are calculated: Full-year 2025 traffic weakness qualifies the mature-market expansion assumption.

   · Evidence informing base-year allocation inputs; displayed values and growth are calculated: Full-year growth provides a regional direction check, not an equipment-share observation.

   · Evidence informing forecast-year allocation inputs; displayed values and growth are calculated: Full-year growth provides a regional direction check, not an equipment-share observation.

   · Evidence informing base-year allocation inputs; displayed values and growth are calculated: Full-year traffic growth constrains the regional demand premise.

   · Evidence informing forecast-year allocation inputs; displayed values and growth are calculated: Full-year traffic growth constrains the regional demand premise.

   · Evidence informing forecast-year allocation inputs; displayed values and growth are calculated: The reported first-half 2026 decline of xx.xx% constrains the recovery scenario.

   · Evidence informing base-year allocation inputs; displayed values and growth are calculated: Reported 2025 growth provides a demand-direction check; procurement intensity remains assumed.

   · Evidence informing forecast-year allocation inputs; displayed values and growth are calculated: Reported 2025 growth provides a demand-direction check; procurement intensity remains assumed.

   · Evidence informing base-year allocation inputs; displayed values and growth are calculated: Reported traffic momentum supports differentiated demand, not the final modeled forecast share.

   · Evidence informing forecast-year allocation inputs; displayed values and growth are calculated: Reported traffic momentum supports differentiated demand, not the final modeled forecast share.

5. Smiths Group PLC - Full Year Results for the 12 Months Ended 31 July 2025

· Evidence informing the 2024 market-value input; displayed series and growth include calculations: Discloses aviation original-equipment revenue of xx.xx and aftermarket revenue of xx.xx for FY2024; supplies historical cycle proxies. ([www-live.smiths.com](https://www-live.smiths.com/media/snqpxwkd/smiths-group-plc-annual-results-2025-press-release.pdf))

· Evidence informing the 2027 market-value input; displayed series and growth include calculations: Reports approximately xx.xx cumulative CTiX sales and continuing aviation upgrade demand; supports replacement activity, not an observed global forecast. ([www-live.smiths.com](https://www-live.smiths.com/media/snqpxwkd/smiths-group-plc-annual-results-2025-press-release.pdf))

6. Smiths Group PLC - Annual Report & Accounts FY2023

· Evidence informing the 2022 market-value input; displayed series and growth include calculations: Reports FY2022 aviation original-equipment revenue of xx.xx, used as a dimensionless historical capital-cycle proxy. ([www-live.smiths.com](https://www-live.smiths.com/media/phjp1j44/smiths-annual-report-2023.pdf))

· Evidence informing the 2023 market-value input; displayed series and growth include calculations: Reports FY2023 aviation original-equipment revenue of xx.xx and aftermarket revenue of xx.xx; supports the modeled recovery direction. ([www-live.smiths.com](https://www-live.smiths.com/media/phjp1j44/smiths-annual-report-2023.pdf))

7. Smiths Group PLC - Annual Report FY2022

· Evidence informing the 2021 market-value input; displayed series and growth include calculations: Reports FY2021 aviation revenue of xx.xx, providing a historical purchasing-cycle reference rather than a global observation. ([www-live.smiths.com](https://www-live.smiths.com/media/xjvdpblr/smiths-annual-report-2022-report.pdf))

· Evidence informing the 2022 market-value input; displayed series and growth include calculations: Reports FY2022 aviation revenue of xx.xx and continued weakness in aviation original equipment; supports a delayed capital-spending trough. ([www-live.smiths.com](https://www-live.smiths.com/media/xjvdpblr/smiths-annual-report-2022-report.pdf))

8. Smiths Group PLC - Annual Results for the Year Ended 31 July 2019

· Evidence informing the 2018 market-value input; displayed series and growth include calculations: Reports FY2018 aviation revenue of xx.xx, supplying the historical comparison underlying the backcast. ([smiths.com](https://www.smiths.com/media/u4wla1bw/smiths-group-plc-annual-results-2019-press-release.pdf))

· Evidence informing the 2019 market-value input; displayed series and growth include calculations: Reports FY2019 aviation revenue of xx.xx and customer delivery deferrals, qualifying a traffic-only growth model. ([smiths.com](https://www.smiths.com/media/u4wla1bw/smiths-group-plc-annual-results-2019-press-release.pdf))

· Evidence informing the 2020 market-value input; displayed series and growth include calculations: Identifies deliveries deferred into FY2020; supports the possibility of backlog-supported spending despite a contemporaneous traffic shock, not the exact modeled growth rate. ([smiths.com](https://www.smiths.com/media/u4wla1bw/smiths-group-plc-annual-results-2019-press-release.pdf))

9. ACI World - The High-Wire Balancing Act: Global Air Transport Demand in 2018 and 2019

· Evidence informing the 2017 market-value input; displayed series and growth include calculations: Reports xx.xx airport passengers and xx.xx% growth in 2018; the growth observation informs the 2017 backcast bridge. ([blog.aci.aero](https://blog.aci.aero/airport-economics/the-high-wire-balancing-act-global-air-transport-demand-in-2018-and-2019/))

· Evidence informing the 2018 market-value input; displayed series and growth include calculations: Provides the observed 2018 traffic-growth reference, not an equipment-market growth observation. ([blog.aci.aero](https://blog.aci.aero/airport-economics/the-high-wire-balancing-act-global-air-transport-demand-in-2018-and-2019/))

10. ICAO A42-WP/556 - State of the Industry and Outlook for Airport Traffic, Presented by ACI
    - Evidence informing the 2020 market-value input; displayed series and growth include calculations: Records the collapse from xx.xx airport passengers in 2019 to xx.xx in 2020; constrains the shock and funding-risk interpretation. ([icao.int](https://www.icao.int/sites/default/files/Meetings/a42/Documents/WP/wp_556_en.pdf))
    - Evidence informing the 2021 market-value input; displayed series and growth include calculations: Reports xx.xx airport passengers in 2021, supporting a prolonged funding and activity shock. ([icao.int](https://www.icao.int/sites/default/files/Meetings/a42/Documents/WP/wp_556_en.pdf))
    - Evidence informing the 2023 market-value input; displayed series and growth include calculations: Reports xx.xx airport passengers in 2023; traffic recovery is distinguished from equipment purchasing. ([icao.int](https://www.icao.int/sites/default/files/Meetings/a42/Documents/WP/wp_556_en.pdf))
    - Evidence informing the 2024 market-value input; displayed series and growth include calculations: Reports xx.xx airport passengers in 2024, providing a demand recovery cross-check. ([icao.int](https://www.icao.int/sites/default/files/Meetings/a42/Documents/WP/wp_556_en.pdf))
11. Port of Seattle - Baggage Handling System Optimization
    - Evidence informing the 2029 market-value input; displayed series and growth include calculations: Seattle plans to consolidate six baggage-screening systems, increase supported passenger capacity, and reduce screening-machine demand. Supports integration spending without one-for-one detector growth. ([portseattle.org](https://www.portseattle.org/projects/baggage-handling-system-optimization))
    - Evidence informing the 2032 market-value input; displayed series and growth include calculations: The consolidation example constrains equipment-volume assumptions; its whole baggage-handling project value is excluded from market sizing. ([portseattle.org](https://www.portseattle.org/projects/baggage-handling-system-optimization))
    - Evidence informing the 2040 market-value input; displayed series and growth include calculations: Provides a commercial counterexample to extrapolating passenger growth directly into machine counts throughout the long-range forecast. ([portseattle.org](https://www.portseattle.org/projects/baggage-handling-system-optimization))
12. Smiths Group PLC - Half Year Results for the Six Months Ended 31 January 2026
    - Evidence informing the 2026 market-value input; displayed series and growth include calculations: Reports xx.xx% organic growth for Smiths Detection in HY2026, with aviation checkpoint upgrades contributing. Supports a positive 2026 nowcast, not a directly observed global growth rate. ([www-live.smiths.com](https://www-live.smiths.com/media/villk35h/smiths-hy26-results-press-release.pdf))

13. ACI World - Biannual global air travel demand update, 30 September 2025
    - Evidence informing base-year allocation inputs; displayed values and growth are calculated: Regional traffic-scale input; geographic rebasing and spending intensities are modeled.
    - Evidence informing forecast-year allocation inputs; displayed values and growth are calculated: Regional traffic-scale input; geographic rebasing and spending intensities are modeled.
    - Evidence informing base-year allocation inputs; displayed values and growth are calculated: Regional traffic-scale input; Mexico is reassigned to its captured North American parent.
    - Evidence informing forecast-year allocation inputs; displayed values and growth are calculated: Regional traffic-scale input; Mexico is reassigned to its captured North American parent.
    - Evidence informing base-year allocation inputs; displayed values and growth are calculated: Regional traffic-scale input; source membership differs from the captured hierarchy.
    - Evidence informing forecast-year allocation inputs; displayed values and growth are calculated: Regional traffic-scale input; source membership differs from the captured hierarchy.
    - Evidence informing base-year allocation inputs; displayed values and growth are calculated: Regional traffic-scale input before the modeled Turkey and Israel bridge.
    - Evidence informing forecast-year allocation inputs; displayed values and growth are calculated: Regional traffic-scale input before the modeled Turkey and Israel bridge.
    - Evidence informing base-year allocation inputs; displayed values and growth are calculated: The xx.xx-million 2025 traffic estimate constrains the regional demand proxy, not equipment spending.
    - Evidence informing forecast-year allocation inputs; displayed values and growth are calculated: The xx.xx-million 2025 traffic estimate constrains the regional demand proxy, not equipment spending.
    - Evidence informing base-year allocation inputs; displayed values and growth are calculated: The xx.xx-billion 2025 traffic estimate constrains regional scale; forecast purchasing convergence is assumed.
    - Evidence informing forecast-year allocation inputs; displayed values and growth are calculated: The xx.xx-billion 2025 traffic estimate constrains regional scale; forecast purchasing convergence is assumed.
14. CATSA - 2025 Annual Report, Management's Discussion and Analysis
    - Evidence informing base-year allocation inputs; displayed values and growth are calculated: C$xx.xx EDS capital expenditure constrains the Canadian expenditure calibration; baggage attribution is modeled.
    - Evidence informing forecast-year allocation inputs; displayed values and growth are calculated: C$xx.xx EDS capital expenditure constrains the Canadian expenditure calibration; baggage attribution is modeled.
    - Evidence informing base-year allocation inputs; displayed values and growth are calculated: Buyer-spending calibration supports a premium regional equipment/support intensity, not an observed regional share.
    - Evidence informing forecast-year allocation inputs; displayed values and growth are calculated: Buyer-spending calibration supports a premium regional equipment/support intensity, not an observed regional share.
15. Leidos - Leidos wins TSA logistics contract, 23 January 2025
    - Evidence informing base-year allocation inputs; displayed values and growth are calculated: The eight-year, USD xx.xx maximum sustainment award covers xx.xx units at over xx.xx locations; scope and realization adjustments are modeled.
    - Evidence informing forecast-year allocation inputs; displayed values and growth are calculated: The eight-year, USD xx.xx maximum sustainment award covers xx.xx units at over xx.xx locations; scope and realization adjustments are modeled.
    - Evidence informing base-year allocation inputs; displayed values and growth are calculated: Supports recurring-support scale and manufacturer-coordination constraints, not unrestricted service access.
    - Evidence informing forecast-year allocation inputs; displayed values and growth are calculated: Supports recurring-support scale and manufacturer-coordination constraints, not unrestricted service access.

16. ACI-LAC - Air Traffic in Latin America and the Caribbean Maintains Growth Trajectory with a 5% Increase in 2025
    - Evidence informing base-year allocation inputs; displayed values and growth are calculated: Brazil's xx.xx-million airport-traffic aggregate constrains its demand scale; equipment intensity remains modeled.
    - Evidence informing forecast-year allocation inputs; displayed values and growth are calculated: Brazil's xx.xx-million airport-traffic aggregate constrains its demand scale; equipment intensity remains modeled.
    - Evidence informing base-year allocation inputs; displayed values and growth are calculated: Regional traffic evidence constrains the common country model while leaving uncatalogued activity.
    - Evidence informing forecast-year allocation inputs; displayed values and growth are calculated: Regional traffic evidence constrains the common country model while leaving uncatalogued activity.
17. Eurostat - Air passenger transport statistics, December 2025, Table 1: 2024 country traffic
    - Evidence informing base-year allocation inputs; displayed values and growth are calculated: Traffic primitive.
    - Evidence informing forecast-year allocation inputs; displayed values and growth are calculated: Traffic primitive.
18. Eurostat - Air passenger transport: data by month
    - Evidence informing base-year allocation inputs; displayed values and growth are calculated: Interim country changes inform assumed 2025 bridges; domestic endpoint and expenditure adjustments remain modeled.
    - Evidence informing forecast-year allocation inputs; displayed values and growth are calculated: Interim country changes inform assumed 2025 bridges; domestic endpoint and expenditure adjustments remain modeled.
19. ACI EUROPE - 2025 all about traffic resilience as Europe’s airports welcomed an additional 100 million passengers
    - Evidence informing base-year allocation inputs; displayed values and growth are calculated: Country growth heterogeneity constrains the shared European purchasing model.
    - Evidence informing forecast-year allocation inputs; displayed values and growth are calculated: Country growth heterogeneity constrains the shared European purchasing model.
    - Evidence informing base-year allocation inputs; displayed values and growth are calculated: Published Russian weakness constrains, rather than validates, its working scale.
    - Evidence informing forecast-year allocation inputs; displayed values and growth are calculated: Published Russian weakness constrains, rather than validates, its working scale.
    - Evidence informing base-year allocation inputs; displayed values and growth are calculated: Annual growth input to the 2025 bridge.
    - Evidence informing forecast-year allocation inputs; displayed values and growth are calculated: Annual growth input to the 2025 bridge.
20. UK Civil Aviation Authority - UK aviation officially breaks records with over 300m passenger journeys in 2025
    - Evidence informing base-year allocation inputs; displayed values and growth are calculated: The xx.xx-million UK-and-Crown-Dependency headline constrains the modeled UK country traffic bridge.
    - Evidence informing forecast-year allocation inputs; displayed values and growth are calculated: The xx.xx-million UK-and-Crown-Dependency headline constrains the modeled UK country traffic bridge.
21. Fraport - AI for Monitoring Aviation Security, 22 January 2026
    - Evidence informing base-year allocation inputs; displayed values and growth are calculated: Over xx.xx CT scanners and approximately EUR xx.xx cumulative checkpoint investment support a premium installed-mix premise, not annual national revenue.
    - Evidence informing forecast-year allocation inputs; displayed values and growth are calculated: Over xx.xx CT scanners and approximately EUR xx.xx cumulative checkpoint investment support a premium installed-mix premise, not annual national revenue.
    - Evidence informing base-year allocation inputs; displayed values and growth are calculated: Quantified national deployment provides an independent test of heterogeneous European modernization.
    - Evidence informing forecast-year allocation inputs; displayed values and growth are calculated: Quantified national deployment provides an independent test of heterogeneous European modernization.

22. ECAC - Common Evaluation Process of security equipment
    - Evidence informing base-year allocation inputs; displayed values and growth are calculated: Evaluation is not national approval; no uniform cross-country market-access premium is assumed.
    - Evidence informing forecast-year allocation inputs; displayed values and growth are calculated: Evaluation is not national approval; no uniform cross-country market-access premium is assumed.
23. DHMİ - Havayolunda Cumhuriyet Tarihinin Rekoru, 9 January 2026
    - Evidence informing base-year allocation inputs; displayed values and growth are calculated: Supports the traffic rebasing into the captured Middle Eastern parent.
    - Evidence informing forecast-year allocation inputs; displayed values and growth are calculated: Supports the traffic rebasing into the captured Middle Eastern parent.
24. Smiths Detection - DAEP checkpoint screening contract for Dubai International Airport, 7 May 2025
    - Evidence informing base-year allocation inputs; displayed values and growth are calculated: Purchaser-specific award evidence supports a bounded premium-mix premise, not a GCC-wide allocation.
    - Evidence informing forecast-year allocation inputs; displayed values and growth are calculated: Purchaser-specific award evidence supports a bounded premium-mix premise, not a GCC-wide allocation.
25. Airports Company South Africa - Airport statistics
    - Evidence informing base-year allocation inputs; displayed values and growth are calculated: Provides an operating-network commercial anchor for the regional installed-base premise.
    - Evidence informing forecast-year allocation inputs; displayed values and growth are calculated: Provides an operating-network commercial anchor for the regional installed-base premise.
26. CAAC - 2025 Civil Aviation Industry Development Statistical Bulletin, 17 April 2026
    - Evidence informing base-year allocation inputs; displayed values and growth are calculated: Reports xx.xx mainland airport movements and xx.xx transport airports in 2025; the Hong Kong/Macao extension is modeled.
    - Evidence informing forecast-year allocation inputs; displayed values and growth are calculated: Reports xx.xx mainland airport movements and xx.xx transport airports in 2025; the Hong Kong/Macao extension is modeled.
    - Evidence informing base-year allocation inputs; displayed values and growth are calculated: Large-market traffic and airport-network scale constrain the regional demand model.
    - Evidence informing forecast-year allocation inputs; displayed values and growth are calculated: Large-market traffic and airport-network scale constrain the regional demand model.
27. Sydney Airport - Traffic and Operational Performance Q4 2025
    - Evidence informing base-year allocation inputs; displayed values and growth are calculated: Sydney's xx.xx-million traffic and staged xx.xx-lane/six-of-seven-lane deployment constrain national scale and modernization assumptions.
    - Evidence informing forecast-year allocation inputs; displayed values and growth are calculated: Sydney's xx.xx-million traffic and staged xx.xx-lane/six-of-seven-lane deployment constrain national scale and modernization assumptions.
    - Evidence informing base-year allocation inputs; displayed values and growth are calculated: Quantified staged deployment supports regional heterogeneity, not a common modernization timetable.
    - Evidence informing forecast-year allocation inputs; displayed values and growth are calculated: Quantified staged deployment supports regional heterogeneity, not a common modernization timetable.
28. U.S. Senator Michael Bennet - SAFEGUARDS Act announcement, 23 July 2025
    - Evidence informing base-year allocation inputs; displayed values and growth are calculated: The xx.xx-airport and xx.xx-lane national footprint constrains minimum network support; proposed funding is not counted as realized revenue.
    - Evidence informing forecast-year allocation inputs; displayed values and growth are calculated: The xx.xx-airport and xx.xx-lane national footprint constrains minimum network support; proposed funding is not counted as realized revenue.

29. EU Publications Office - Purchase and maintenance of non-intrusive X-ray inspection equipment for baggage and air cargo volume control
    - Evidence informing base-year allocation inputs; displayed values and growth are calculated: Identifies Autoridade Tributária e Aduaneira as buyer and reports a 2026 award of EUR xx.xx across four lots for baggage/air-cargo inspection equipment and maintenance. Provides a buyer-role and commercial-scale comparator, not 2025 baggage-only annual expenditure.
    - Evidence informing forecast-year allocation inputs; displayed values and growth are calculated: Identifies Autoridade Tributária e Aduaneira as buyer and reports a 2026 award of EUR xx.xx across four lots for baggage/air-cargo inspection equipment and maintenance. Provides a buyer-role and commercial-scale comparator, not 2025 baggage-only annual expenditure.
30. ACI World - Busiest Airports in the World
    - Evidence informing base-year allocation inputs; displayed values and growth are calculated: Reports approximately xx.xx international airport passenger movements in 2025. Half provides an approximate arrival-movement scale check before transfer exclusions, not a customs examination or equipment-purchasing weight.
    - Evidence informing forecast-year allocation inputs; displayed values and growth are calculated: Reports approximately xx.xx international airport passenger movements in 2025. Half provides an approximate arrival-movement scale check before transfer exclusions, not a customs examination or equipment-purchasing weight.

11.4. Airlines

Table 155. Global Airport Baggage Screening Systems Market Size, by Airlines, by Region, 2017-2040 (USD Million)

Region	2017	2024	2025	2026	2027	2032	2040	CAGR (%)
Africa	xx.xx	xx.xx	xx.xx	xx.xx	xx.xx	xx.xx	xx.xx	xx.xx
Asia-Pacific	xx.xx	xx.xx	xx.xx	xx.xx	xx.xx	xx.xx	xx.xx	xx.xx
Europe	xx.xx	xx.xx	xx.xx	xx.xx	xx.xx	xx.xx	xx.xx	xx.xx
Latin America	xx.xx	xx.xx	xx.xx	xx.xx	xx.xx	xx.xx	xx.xx	xx.xx
Middle East	xx.xx	xx.xx	xx.xx	xx.xx	xx.xx	xx.xx	xx.xx	xx.xx
North America	xx.xx	xx.xx	xx.xx	xx.xx	xx.xx	xx.xx	xx.xx	xx.xx
Total	**xx.xx**	**xx.xx**	**xx.xx**	**xx.xx**	**xx.xx**	**xx.xx**	**xx.xx**	**xx.xx**

Table 156. Global Airport Baggage Screening Systems Market Size, by Airlines, by Group, 2017-2040 (USD Million)

Group	2017	2024	2025	2026	2027	2032	2040	CAGR (%)
ASEAN	xx.xx	xx.xx	xx.xx	xx.xx	xx.xx	xx.xx	xx.xx	xx.xx
BRICS	xx.xx	xx.xx	xx.xx	xx.xx	xx.xx	xx.xx	xx.xx	xx.xx
European Union	xx.xx	xx.xx	xx.xx	xx.xx	xx.xx	xx.xx	xx.xx	xx.xx
G7	xx.xx	xx.xx	xx.xx	xx.xx	xx.xx	xx.xx	xx.xx	xx.xx
GCC	xx.xx	xx.xx	xx.xx	xx.xx	xx.xx	xx.xx	xx.xx	xx.xx
NATO	xx.xx	xx.xx	xx.xx	xx.xx	xx.xx	xx.xx	xx.xx	xx.xx

Table 157. Global Airport Baggage Screening Systems Market Size, by Airlines, by Country, 2017-2040 (USD Million)

Country	2017	2024	2025	2026	2027	2032	2040	CAGR (%)
Australia	xx.xx	xx.xx	xx.xx	xx.xx	xx.xx	xx.xx	xx.xx	xx.xx
Brazil	xx.xx	xx.xx	xx.xx	xx.xx	xx.xx	xx.xx	xx.xx	xx.xx
Canada	xx.xx	xx.xx	xx.xx	xx.xx	xx.xx	xx.xx	xx.xx	xx.xx
China	xx.xx	xx.xx	xx.xx	xx.xx	xx.xx	xx.xx	xx.xx	xx.xx
France	xx.xx	xx.xx	xx.xx	xx.xx	xx.xx	xx.xx	xx.xx	xx.xx
Germany	xx.xx	xx.xx	xx.xx	xx.xx	xx.xx	xx.xx	xx.xx	xx.xx
India	xx.xx	xx.xx	xx.xx	xx.xx	xx.xx	xx.xx	xx.xx	xx.xx
Italy	xx.xx	xx.xx	xx.xx	xx.xx	xx.xx	xx.xx	xx.xx	xx.xx
Japan	xx.xx	xx.xx	xx.xx	xx.xx	xx.xx	xx.xx	xx.xx	xx.xx
Mexico	xx.xx	xx.xx	xx.xx	xx.xx	xx.xx	xx.xx	xx.xx	xx.xx
Russia	xx.xx	xx.xx	xx.xx	xx.xx	xx.xx	xx.xx	xx.xx	xx.xx
South Korea	xx.xx	xx.xx	xx.xx	xx.xx	xx.xx	xx.xx	xx.xx	xx.xx
Spain	xx.xx	xx.xx	xx.xx	xx.xx	xx.xx	xx.xx	xx.xx	xx.xx
United Kingdom	xx.xx	xx.xx	xx.xx	xx.xx	xx.xx	xx.xx	xx.xx	xx.xx
United States	xx.xx	xx.xx	xx.xx	xx.xx	xx.xx	xx.xx	xx.xx	xx.xx
Others	xx.xx	xx.xx	xx.xx	xx.xx	xx.xx	xx.xx	xx.xx	xx.xx
Total	**xx.xx**	**xx.xx**	**xx.xx**	**xx.xx**	**xx.xx**	**xx.xx**	**xx.xx**	**xx.xx**

Sources & Evidence

1. SriLankan Airlines - Invitation for Supply, Installation, Commissioning and Maintenance of Dual View Heavy and Medium X-Ray Machines, Reference 202130407

   · Taxonomy evidence: Tender reference xx.xx is issued on behalf of SriLankan Airlines for supply and maintenance of heavy cargo and medium cargo/baggage X-ray machines, with airport and transfer-baggage locations in the requirements. It establishes an airline purchasing context, not a completed award, passenger-baggage-only allocation or 2025 spending. ([srilankan.com](https://www.srilankan.com/download/tender/TN-Invitationforsubmiss-xx.xx.pdf))

2. House Report 119-173 - Department of Homeland Security Appropriations Bill, 2026

   · Evidence informing the 2030 market-value input; displayed series and growth include calculations: The aging installed fleet supports replacement demand, but does not establish the forecast's realization dates or annual purchasing rate. ([govinfo.gov](https://www.govinfo.gov/content/pkg/CRPT-119hrpt173/html/CRPT-119hrpt173.htm))

3. GAO-24-106573 - DHS Annual Assessment: Most Programs Are Meeting Current Goals, but Some Continue to Face Cost and Schedule Challenges

   · Evidence informing the 2026 market-value input; displayed series and growth include calculations: Reports plans for xx.xx checkpoint systems and xx.xx increment-one deployments by September 2023; supports an incomplete replacement cycle rather than universal CT adoption. ([gao.gov](https://www.gao.gov/assets/gao-xx.xx-xx.xx.pdf))

4. Global Airport Passenger Traffic Reaches Record 9.8 Billion in 2025, Airports Council International World reports
   - Evidence informing the 2026 market-value input; displayed series and growth include calculations: Reports cooling passenger-growth momentum in 2026, supporting moderation of traffic-driven equipment expansion despite continuing replacement demand. ([aci.aero](https://aci.aero/2026/xx.xx/xx.xx/global-airport-passenger-traffic-reaches-record-xx.xx-xx.xx-billion-in-2025-airports-council-international-world-reports/))
   - Evidence informing base-year allocation inputs; displayed values and growth are calculated: Full-year 2025 traffic weakness qualifies the mature-market expansion assumption.
   - Evidence informing forecast-year allocation inputs; displayed values and growth are calculated: Full-year 2025 traffic weakness qualifies the mature-market expansion assumption.
   - Evidence informing base-year allocation inputs; displayed values and growth are calculated: Full-year growth provides a regional direction check, not an equipment-share observation.
   - Evidence informing forecast-year allocation inputs; displayed values and growth are calculated: Full-year growth provides a regional direction check, not an equipment-share observation.
   - Evidence informing base-year allocation inputs; displayed values and growth are calculated: Full-year traffic growth constrains the regional demand premise.
   - Evidence informing forecast-year allocation inputs; displayed values and growth are calculated: Full-year traffic growth constrains the regional demand premise.
   - Evidence informing forecast-year allocation inputs; displayed values and growth are calculated: The reported first-half 2026 decline of xx.xx% constrains the recovery scenario.
   - Evidence informing base-year allocation inputs; displayed values and growth are calculated: Reported 2025 growth provides a demand-direction check; procurement intensity remains assumed.
   - Evidence informing forecast-year allocation inputs; displayed values and growth are calculated: Reported 2025 growth provides a demand-direction check; procurement intensity remains assumed.
   - Evidence informing base-year allocation inputs; displayed values and growth are calculated: Reported traffic momentum supports differentiated demand, not the final modeled forecast share.
   - Evidence informing forecast-year allocation inputs; displayed values and growth are calculated: Reported traffic momentum supports differentiated demand, not the final modeled forecast share.
5. Smiths Group PLC - Full Year Results for the 12 Months Ended 31 July 2025
   - Evidence informing the 2024 market-value input; displayed series and growth include calculations: Discloses aviation original-equipment revenue of xx.xx and aftermarket revenue of xx.xx for FY2024; supplies historical cycle proxies. ([www-live.smiths.com](https://www-live.smiths.com/media/snqpxwkd/smiths-group-plc-annual-results-2025-press-release.pdf))
   - Evidence informing the 2027 market-value input; displayed series and growth include calculations: Reports approximately xx.xx cumulative CTiX sales and continuing aviation upgrade demand; supports replacement activity, not an observed global forecast. ([www-live.smiths.com](https://www-live.smiths.com/media/snqpxwkd/smiths-group-plc-annual-results-2025-press-release.pdf))
6. Smiths Group PLC - Annual Report & Accounts FY2023
   - Evidence informing the 2022 market-value input; displayed series and growth include calculations: Reports FY2022 aviation original-equipment revenue of xx.xx, used as a dimensionless historical capital-cycle proxy. ([www-live.smiths.com](https://www-live.smiths.com/media/phjp1j44/smiths-annual-report-2023.pdf))
   - Evidence informing the 2023 market-value input; displayed series and growth include calculations: Reports FY2023 aviation original-equipment revenue of xx.xx and aftermarket revenue of xx.xx; supports the modeled recovery direction. ([www-live.smiths.com](https://www-live.smiths.com/media/phjp1j44/smiths-annual-report-2023.pdf))

7. Smiths Group PLC - Annual Report FY2022

· Evidence informing the 2021 market-value input; displayed series and growth include calculations: Reports FY2021 aviation revenue of xx.xx, providing a historical purchasing-cycle reference rather than a global observation. ([www-live.smiths.com](https://www-live.smiths.com/media/xjvdpblr/smiths-annual-report-2022-report.pdf))

· Evidence informing the 2022 market-value input; displayed series and growth include calculations: Reports FY2022 aviation revenue of xx.xx and continued weakness in aviation original equipment; supports a delayed capital-spending trough. ([www-live.smiths.com](https://www-live.smiths.com/media/xjvdpblr/smiths-annual-report-2022-report.pdf))

8. Smiths Group PLC - Annual Results for the Year Ended 31 July 2019

· Evidence informing the 2018 market-value input; displayed series and growth include calculations: Reports FY2018 aviation revenue of xx.xx, supplying the historical comparison underlying the backcast. ([smiths.com](https://www.smiths.com/media/u4wla1bw/smiths-group-plc-annual-results-2019-press-release.pdf))

· Evidence informing the 2019 market-value input; displayed series and growth include calculations: Reports FY2019 aviation revenue of xx.xx and customer delivery deferrals, qualifying a traffic-only growth model. ([smiths.com](https://www.smiths.com/media/u4wla1bw/smiths-group-plc-annual-results-2019-press-release.pdf))

· Evidence informing the 2020 market-value input; displayed series and growth include calculations: Identifies deliveries deferred into FY2020; supports the possibility of backlog-supported spending despite a contemporaneous traffic shock, not the exact modeled growth rate. ([smiths.com](https://www.smiths.com/media/u4wla1bw/smiths-group-plc-annual-results-2019-press-release.pdf))

9. ACI World - The High-Wire Balancing Act: Global Air Transport Demand in 2018 and 2019

· Evidence informing the 2017 market-value input; displayed series and growth include calculations: Reports xx.xx airport passengers and xx.xx% growth in 2018; the growth observation informs the 2017 backcast bridge. ([blog.aci.aero](https://blog.aci.aero/airport-economics/the-high-wire-balancing-act-global-air-transport-demand-in-2018-and-2019/))

· Evidence informing the 2018 market-value input; displayed series and growth include calculations: Provides the observed 2018 traffic-growth reference, not an equipment-market growth observation. ([blog.aci.aero](https://blog.aci.aero/airport-economics/the-high-wire-balancing-act-global-air-transport-demand-in-2018-and-2019/))

10. ICAO A42-WP/556 - State of the Industry and Outlook for Airport Traffic, Presented by ACI

· Evidence informing the 2020 market-value input; displayed series and growth include calculations: Records the collapse from xx.xx airport passengers in 2019 to xx.xx in 2020; constrains the shock and funding-risk interpretation. ([icao.int](https://www.icao.int/sites/default/files/Meetings/a42/Documents/WP/wp_556_en.pdf))

· Evidence informing the 2021 market-value input; displayed series and growth include calculations: Reports xx.xx airport passengers in 2021, supporting a prolonged funding and activity shock. ([icao.int](https://www.icao.int/sites/default/files/Meetings/a42/Documents/WP/wp_556_en.pdf))

· Evidence informing the 2023 market-value input; displayed series and growth include calculations: Reports xx.xx airport passengers in 2023; traffic recovery is distinguished from equipment purchasing. ([icao.int](https://www.icao.int/sites/default/files/Meetings/a42/Documents/WP/wp_556_en.pdf))

· Evidence informing the 2024 market-value input; displayed series and growth include calculations: Reports xx.xx airport passengers in 2024, providing a demand recovery cross-check. ([icao.int](https://www.icao.int/sites/default/files/Meetings/a42/Documents/WP/wp_556_en.pdf))

11. Port of Seattle - Baggage Handling System Optimization
    - Evidence informing the 2029 market-value input; displayed series and growth include calculations: Seattle plans to consolidate six baggage-screening systems, increase supported passenger capacity, and reduce screening-machine demand. Supports integration spending without one-for-one detector growth. ([portseattle.org](https://www.portseattle.org/projects/baggage-handling-system-optimization))
    - Evidence informing the 2032 market-value input; displayed series and growth include calculations: The consolidation example constrains equipment-volume assumptions; its whole baggage-handling project value is excluded from market sizing. ([portseattle.org](https://www.portseattle.org/projects/baggage-handling-system-optimization))
    - Evidence informing the 2040 market-value input; displayed series and growth include calculations: Provides a commercial counterexample to extrapolating passenger growth directly into machine counts throughout the long-range forecast. ([portseattle.org](https://www.portseattle.org/projects/baggage-handling-system-optimization))
12. Smiths Group PLC - Half Year Results for the Six Months Ended 31 January 2026
    - Evidence informing the 2026 market-value input; displayed series and growth include calculations: Reports xx.xx% organic growth for Smiths Detection in HY2026, with aviation checkpoint upgrades contributing. Supports a positive 2026 nowcast, not a directly observed global growth rate. ([www-live.smiths.com](https://www-live.smiths.com/media/villk35h/smiths-hy26-results-press-release.pdf))
13. ACI World - Biannual global air travel demand update, 30 September 2025
    - Evidence informing base-year allocation inputs; displayed values and growth are calculated: Regional traffic-scale input; geographic rebasing and spending intensities are modeled.
    - Evidence informing forecast-year allocation inputs; displayed values and growth are calculated: Regional traffic-scale input; geographic rebasing and spending intensities are modeled.
    - Evidence informing base-year allocation inputs; displayed values and growth are calculated: Regional traffic-scale input; Mexico is reassigned to its captured North American parent.
    - Evidence informing forecast-year allocation inputs; displayed values and growth are calculated: Regional traffic-scale input; Mexico is reassigned to its captured North American parent.
    - Evidence informing base-year allocation inputs; displayed values and growth are calculated: Regional traffic-scale input; source membership differs from the captured hierarchy.
    - Evidence informing forecast-year allocation inputs; displayed values and growth are calculated: Regional traffic-scale input; source membership differs from the captured hierarchy.
    - Evidence informing base-year allocation inputs; displayed values and growth are calculated: Regional traffic-scale input before the modeled Turkey and Israel bridge.
    - Evidence informing forecast-year allocation inputs; displayed values and growth are calculated: Regional traffic-scale input before the modeled Turkey and Israel bridge.
    - Evidence informing base-year allocation inputs; displayed values and growth are calculated: The xx.xx-million 2025 traffic estimate constrains the regional demand proxy, not equipment spending.
    - Evidence informing forecast-year allocation inputs; displayed values and growth are calculated: The xx.xx-million 2025 traffic estimate constrains the regional demand proxy, not equipment spending.
    - Evidence informing base-year allocation inputs; displayed values and growth are calculated: The xx.xx-billion 2025 traffic estimate constrains regional scale; forecast purchasing convergence is assumed.
    - Evidence informing forecast-year allocation inputs; displayed values and growth are calculated: The xx.xx-billion 2025 traffic estimate constrains regional scale; forecast purchasing convergence is assumed.

14. CATSA - 2025 Annual Report, Management's Discussion and Analysis
    - Evidence informing base-year allocation inputs; displayed values and growth are calculated: C$xx.xx EDS capital expenditure constrains the Canadian expenditure calibration; baggage attribution is modeled.
    - Evidence informing forecast-year allocation inputs; displayed values and growth are calculated: C$xx.xx EDS capital expenditure constrains the Canadian expenditure calibration; baggage attribution is modeled.
    - Evidence informing base-year allocation inputs; displayed values and growth are calculated: Buyer-spending calibration supports a premium regional equipment/support intensity, not an observed regional share.
    - Evidence informing forecast-year allocation inputs; displayed values and growth are calculated: Buyer-spending calibration supports a premium regional equipment/support intensity, not an observed regional share.
15. Leidos - Leidos wins TSA logistics contract, 23 January 2025
    - Evidence informing base-year allocation inputs; displayed values and growth are calculated: The eight-year, USD xx.xx maximum sustainment award covers xx.xx units at over xx.xx locations; scope and realization adjustments are modeled.
    - Evidence informing forecast-year allocation inputs; displayed values and growth are calculated: The eight-year, USD xx.xx maximum sustainment award covers xx.xx units at over xx.xx locations; scope and realization adjustments are modeled.
    - Evidence informing base-year allocation inputs; displayed values and growth are calculated: Supports recurring-support scale and manufacturer-coordination constraints, not unrestricted service access.
    - Evidence informing forecast-year allocation inputs; displayed values and growth are calculated: Supports recurring-support scale and manufacturer-coordination constraints, not unrestricted service access.
16. ACI-LAC - Air Traffic in Latin America and the Caribbean Maintains Growth Trajectory with a 5% Increase in 2025
    - Evidence informing base-year allocation inputs; displayed values and growth are calculated: Brazil's xx.xx-million airport-traffic aggregate constrains its demand scale; equipment intensity remains modeled.
    - Evidence informing forecast-year allocation inputs; displayed values and growth are calculated: Brazil's xx.xx-million airport-traffic aggregate constrains its demand scale; equipment intensity remains modeled.
    - Evidence informing base-year allocation inputs; displayed values and growth are calculated: Regional traffic evidence constrains the common country model while leaving uncatalogued activity.
    - Evidence informing forecast-year allocation inputs; displayed values and growth are calculated: Regional traffic evidence constrains the common country model while leaving uncatalogued activity.
17. Eurostat - Air passenger transport statistics, December 2025, Table 1: 2024 country traffic
    - Evidence informing base-year allocation inputs; displayed values and growth are calculated: Traffic primitive.
    - Evidence informing forecast-year allocation inputs; displayed values and growth are calculated: Traffic primitive.
18. Eurostat - Air passenger transport: data by month
    - Evidence informing base-year allocation inputs; displayed values and growth are calculated: Interim country changes inform assumed 2025 bridges; domestic endpoint and expenditure adjustments remain modeled.
    - Evidence informing forecast-year allocation inputs; displayed values and growth are calculated: Interim country changes inform assumed 2025 bridges; domestic endpoint and expenditure adjustments remain modeled.

19. ACI EUROPE - 2025 all about traffic resilience as Europe's airports welcomed an additional 100 million passengers
    - Evidence informing base-year allocation inputs; displayed values and growth are calculated: Country growth heterogeneity constrains the shared European purchasing model.
    - Evidence informing forecast-year allocation inputs; displayed values and growth are calculated: Country growth heterogeneity constrains the shared European purchasing model.
    - Evidence informing base-year allocation inputs; displayed values and growth are calculated: Published Russian weakness constrains, rather than validates, its working scale.
    - Evidence informing forecast-year allocation inputs; displayed values and growth are calculated: Published Russian weakness constrains, rather than validates, its working scale.
    - Evidence informing base-year allocation inputs; displayed values and growth are calculated: Annual growth input to the 2025 bridge.
    - Evidence informing forecast-year allocation inputs; displayed values and growth are calculated: Annual growth input to the 2025 bridge.
20. UK Civil Aviation Authority - UK aviation officially breaks records with over 300m passenger journeys in 2025
    - Evidence informing base-year allocation inputs; displayed values and growth are calculated: The xx.xx-million UK-and-Crown-Dependency headline constrains the modeled UK country traffic bridge.
    - Evidence informing forecast-year allocation inputs; displayed values and growth are calculated: The xx.xx-million UK-and-Crown-Dependency headline constrains the modeled UK country traffic bridge.
21. Fraport - AI for Monitoring Aviation Security, 22 January 2026
    - Evidence informing base-year allocation inputs; displayed values and growth are calculated: Over xx.xx CT scanners and approximately EUR xx.xx cumulative checkpoint investment support a premium installed-mix premise, not annual national revenue.
    - Evidence informing forecast-year allocation inputs; displayed values and growth are calculated: Over xx.xx CT scanners and approximately EUR xx.xx cumulative checkpoint investment support a premium installed-mix premise, not annual national revenue.
    - Evidence informing base-year allocation inputs; displayed values and growth are calculated: Quantified national deployment provides an independent test of heterogeneous European modernization.
    - Evidence informing forecast-year allocation inputs; displayed values and growth are calculated: Quantified national deployment provides an independent test of heterogeneous European modernization.
22. ECAC - Common Evaluation Process of security equipment
    - Evidence informing base-year allocation inputs; displayed values and growth are calculated: Evaluation is not national approval; no uniform cross-country market-access premium is assumed.
    - Evidence informing forecast-year allocation inputs; displayed values and growth are calculated: Evaluation is not national approval; no uniform cross-country market-access premium is assumed.
23. DHMİ - Havayolunda Cumhuriyet Tarihinin Rekoru, 9 January 2026
    - Evidence informing base-year allocation inputs; displayed values and growth are calculated: Supports the traffic rebasing into the captured Middle Eastern parent.
    - Evidence informing forecast-year allocation inputs; displayed values and growth are calculated: Supports the traffic rebasing into the captured Middle Eastern parent.
24. Smiths Detection - DAEP checkpoint screening contract for Dubai International Airport, 7 May 2025
    - Evidence informing base-year allocation inputs; displayed values and growth are calculated: Purchaser-specific award evidence supports a bounded premium-mix premise, not a GCC-wide allocation.
    - Evidence informing forecast-year allocation inputs; displayed values and growth are calculated: Purchaser-specific award evidence supports a bounded premium-mix premise, not a GCC-wide allocation.
25. Airports Company South Africa - Airport statistics
    - Evidence informing base-year allocation inputs; displayed values and growth are calculated: Provides an operating-network commercial anchor for the regional installed-base premise.
    - Evidence informing forecast-year allocation inputs; displayed values and growth are calculated: Provides an operating-network commercial anchor for the regional installed-base premise.

26. CAAC - 2025 Civil Aviation Industry Development Statistical Bulletin, 17 April 2026
    - Evidence informing base-year allocation inputs; displayed values and growth are calculated: Reports xx.xx mainland airport movements and xx.xx transport airports in 2025; the Hong Kong/Macao extension is modeled.
    - Evidence informing forecast-year allocation inputs; displayed values and growth are calculated: Reports xx.xx mainland airport movements and xx.xx transport airports in 2025; the Hong Kong/Macao extension is modeled.
    - Evidence informing base-year allocation inputs; displayed values and growth are calculated: Large-market traffic and airport-network scale constrain the regional demand model.
    - Evidence informing forecast-year allocation inputs; displayed values and growth are calculated: Large-market traffic and airport-network scale constrain the regional demand model.
27. Sydney Airport - Traffic and Operational Performance Q4 2025
    - Evidence informing base-year allocation inputs; displayed values and growth are calculated: Sydney's xx.xx-million traffic and staged xx.xx-lane/six-of-seven-lane deployment constrain national scale and modernization assumptions.
    - Evidence informing forecast-year allocation inputs; displayed values and growth are calculated: Sydney's xx.xx-million traffic and staged xx.xx-lane/six-of-seven-lane deployment constrain national scale and modernization assumptions.
    - Evidence informing base-year allocation inputs; displayed values and growth are calculated: Quantified staged deployment supports regional heterogeneity, not a common modernization timetable.
    - Evidence informing forecast-year allocation inputs; displayed values and growth are calculated: Quantified staged deployment supports regional heterogeneity, not a common modernization timetable.
28. U.S. Senator Michael Bennet - SAFEGUARDS Act announcement, 23 July 2025
    - Evidence informing base-year allocation inputs; displayed values and growth are calculated: The xx.xx-airport and xx.xx-lane national footprint constrains minimum network support; proposed funding is not counted as realized revenue.
    - Evidence informing forecast-year allocation inputs; displayed values and growth are calculated: The xx.xx-airport and xx.xx-lane national footprint constrains minimum network support; proposed funding is not counted as realized revenue.
29. Japan’s leading airline revolutionizes check in experience with new Smiths Detection technology
    - Evidence informing base-year allocation inputs; displayed values and growth are calculated: The August 2023 announcement identifies JAL as customer for five screening ecosystems and reports xx.xx deployed iLane units across Japan. These are historical commercial-stock anchors, not an airline-only fleet or 2025 sales observation.
    - Evidence informing forecast-year allocation inputs; displayed values and growth are calculated: The August 2023 announcement identifies JAL as customer for five screening ecosystems and reports xx.xx deployed iLane units across Japan. These are historical commercial-stock anchors, not an airline-only fleet or 2025 sales observation.
30. Narita International Airport anticipates threats with integrated solutions
    - Evidence informing base-year allocation inputs; displayed values and growth are calculated: Identifies Narita airport as a screening-technology customer and describes xx.xx lane-related installations, qualifying any assumption that the supplier's Japanese installed stock was purchased entirely by airlines.
    - Evidence informing forecast-year allocation inputs; displayed values and growth are calculated: Identifies Narita airport as a screening-technology customer and describes xx.xx lane-related installations, qualifying any assumption that the supplier's Japanese installed stock was purchased entirely by airlines.
31. MLIT - 保安検査の実施主体が変わります！ - June 27, 2025
    - Evidence informing forecast-year allocation inputs; displayed values and growth are calculated: The June xx.xx 2025 announcement targets transfer of security-screening responsibility from airlines to airport managers, with leading cases targeted in FY2026. Supports a conditional reduction in airline purchasing, not an observed contract-transfer percentage.

11.5. Contract Screening Operators

Table 158. Global Airport Baggage Screening Systems Market Size, by Contract Screening Operators, by Region, 2017-2040 (USD Million)

Region	2017	2024	2025	2026	2027	2032	2040	CAGR (%)
Africa	xx.xx	xx.xx	xx.xx	xx.xx	xx.xx	xx.xx	xx.xx	xx.xx
Asia-Pacific	xx.xx	xx.xx	xx.xx	xx.xx	xx.xx	xx.xx	xx.xx	xx.xx
Europe	xx.xx	xx.xx	xx.xx	xx.xx	xx.xx	xx.xx	xx.xx	xx.xx
Latin America	xx.xx	xx.xx	xx.xx	xx.xx	xx.xx	xx.xx	xx.xx	xx.xx
Middle East	xx.xx	xx.xx	xx.xx	xx.xx	xx.xx	xx.xx	xx.xx	xx.xx
North America	xx.xx	xx.xx	xx.xx	xx.xx	xx.xx	xx.xx	xx.xx	xx.xx
Total	**xx.xx**	**xx.xx**	**xx.xx**	**xx.xx**	**xx.xx**	**xx.xx**	**xx.xx**	**xx.xx**

Table 159. Global Airport Baggage Screening Systems Market Size, by Contract Screening Operators, by Group, 2017-2040 (USD Million)

Group	2017	2024	2025	2026	2027	2032	2040	CAGR (%)
ASEAN	xx.xx	xx.xx	xx.xx	xx.xx	xx.xx	xx.xx	xx.xx	xx.xx
BRICS	xx.xx	xx.xx	xx.xx	xx.xx	xx.xx	xx.xx	xx.xx	xx.xx
European Union	xx.xx	xx.xx	xx.xx	xx.xx	xx.xx	xx.xx	xx.xx	xx.xx
G7	xx.xx	xx.xx	xx.xx	xx.xx	xx.xx	xx.xx	xx.xx	xx.xx
GCC	xx.xx	xx.xx	xx.xx	xx.xx	xx.xx	xx.xx	xx.xx	xx.xx
NATO	xx.xx	xx.xx	xx.xx	xx.xx	xx.xx	xx.xx	xx.xx	xx.xx

Table 160. Global Airport Baggage Screening Systems Market Size, by Contract Screening Operators, by Country, 2017-2040 (USD Million)

Country	2017	2024	2025	2026	2027	2032	2040	CAGR (%)
Australia	xx.xx	xx.xx	xx.xx	xx.xx	xx.xx	xx.xx	xx.xx	xx.xx
Brazil	xx.xx	xx.xx	xx.xx	xx.xx	xx.xx	xx.xx	xx.xx	xx.xx
Canada	xx.xx	xx.xx	xx.xx	xx.xx	xx.xx	xx.xx	xx.xx	xx.xx
China	xx.xx	xx.xx	xx.xx	xx.xx	xx.xx	xx.xx	xx.xx	xx.xx
France	xx.xx	xx.xx	xx.xx	xx.xx	xx.xx	xx.xx	xx.xx	xx.xx
Germany	xx.xx	xx.xx	xx.xx	xx.xx	xx.xx	xx.xx	xx.xx	xx.xx
India	xx.xx	xx.xx	xx.xx	xx.xx	xx.xx	xx.xx	xx.xx	xx.xx
Italy	xx.xx	xx.xx	xx.xx	xx.xx	xx.xx	xx.xx	xx.xx	xx.xx
Japan	xx.xx	xx.xx	xx.xx	xx.xx	xx.xx	xx.xx	xx.xx	xx.xx
Mexico	xx.xx	xx.xx	xx.xx	xx.xx	xx.xx	xx.xx	xx.xx	xx.xx
Russia	xx.xx	xx.xx	xx.xx	xx.xx	xx.xx	xx.xx	xx.xx	xx.xx
South Korea	xx.xx	xx.xx	xx.xx	xx.xx	xx.xx	xx.xx	xx.xx	xx.xx
Spain	xx.xx	xx.xx	xx.xx	xx.xx	xx.xx	xx.xx	xx.xx	xx.xx
United Kingdom	xx.xx	xx.xx	xx.xx	xx.xx	xx.xx	xx.xx	xx.xx	xx.xx
United States	xx.xx	xx.xx	xx.xx	xx.xx	xx.xx	xx.xx	xx.xx	xx.xx
Others	xx.xx	xx.xx	xx.xx	xx.xx	xx.xx	xx.xx	xx.xx	xx.xx
Total	**xx.xx**	**xx.xx**	**xx.xx**	**xx.xx**	**xx.xx**	**xx.xx**	**xx.xx**	**xx.xx**

Sources & Evidence

1. Cross Segment Services - I-SEC

   · Taxonomy evidence: I-SEC describes its aviation-security business covering hand and hold luggage and its security-training academy. This establishes a screening-service operator business setting only; it does not establish that the operator independently purchases or owns in-scope baggage-screening hardware or software. ([i-sec.com](https://www.i-sec.com/segments/cross-segment-services))

2. House Report 119-173 - Department of Homeland Security Appropriations Bill, 2026

   · Evidence informing the 2030 market-value input; displayed series and growth include calculations: The aging installed fleet supports replacement demand, but does not establish the forecast's realization dates or annual purchasing rate. ([govinfo.gov](https://www.govinfo.gov/content/pkg/CRPT-119hrpt173/html/CRPT-119hrpt173.htm))

3. GAO-24-106573 - DHS Annual Assessment: Most Programs Are Meeting Current Goals, but Some Continue to Face Cost and Schedule Challenges

   · Evidence informing the 2026 market-value input; displayed series and growth include calculations: Reports plans for xx.xx checkpoint systems and xx.xx increment-one deployments by September 2023; supports an incomplete replacement cycle rather than universal CT adoption. ([gao.gov](https://www.gao.gov/assets/gao-xx.xx-xx.xx.pdf))

4. Global Airport Passenger Traffic Reaches Record 9.8 Billion in 2025, Airports Council International World reports
   - Evidence informing the 2026 market-value input; displayed series and growth include calculations: Reports cooling passenger-growth momentum in 2026, supporting moderation of traffic-driven equipment expansion despite continuing replacement demand. ([aci.aero](https://aci.aero/2026/xx.xx/xx.xx/global-airport-passenger-traffic-reaches-record-xx.xx-xx.xx-billion-in-2025-airports-council-international-world-reports/))
   - Evidence informing base-year allocation inputs; displayed values and growth are calculated: Full-year 2025 traffic weakness qualifies the mature-market expansion assumption.
   - Evidence informing forecast-year allocation inputs; displayed values and growth are calculated: Full-year 2025 traffic weakness qualifies the mature-market expansion assumption.
   - Evidence informing base-year allocation inputs; displayed values and growth are calculated: Full-year growth provides a regional direction check, not an equipment-share observation.
   - Evidence informing forecast-year allocation inputs; displayed values and growth are calculated: Full-year growth provides a regional direction check, not an equipment-share observation.
   - Evidence informing base-year allocation inputs; displayed values and growth are calculated: Full-year traffic growth constrains the regional demand premise.
   - Evidence informing forecast-year allocation inputs; displayed values and growth are calculated: Full-year traffic growth constrains the regional demand premise.
   - Evidence informing forecast-year allocation inputs; displayed values and growth are calculated: The reported first-half 2026 decline of xx.xx% constrains the recovery scenario.
   - Evidence informing base-year allocation inputs; displayed values and growth are calculated: Reported 2025 growth provides a demand-direction check; procurement intensity remains assumed.
   - Evidence informing forecast-year allocation inputs; displayed values and growth are calculated: Reported 2025 growth provides a demand-direction check; procurement intensity remains assumed.
   - Evidence informing base-year allocation inputs; displayed values and growth are calculated: Reported traffic momentum supports differentiated demand, not the final modeled forecast share.
   - Evidence informing forecast-year allocation inputs; displayed values and growth are calculated: Reported traffic momentum supports differentiated demand, not the final modeled forecast share.
5. Smiths Group PLC - Full Year Results for the 12 Months Ended 31 July 2025
   - Evidence informing the 2024 market-value input; displayed series and growth include calculations: Discloses aviation original-equipment revenue of xx.xx and aftermarket revenue of xx.xx for FY2024; supplies historical cycle proxies. ([www-live.smiths.com](https://www-live.smiths.com/media/snqpxwkd/smiths-group-plc-annual-results-2025-press-release.pdf))
   - Evidence informing the 2027 market-value input; displayed series and growth include calculations: Reports approximately xx.xx cumulative CTiX sales and continuing aviation upgrade demand; supports replacement activity, not an observed global forecast. ([www-live.smiths.com](https://www-live.smiths.com/media/snqpxwkd/smiths-group-plc-annual-results-2025-press-release.pdf))
6. Smiths Group PLC - Annual Report & Accounts FY2023
   - Evidence informing the 2022 market-value input; displayed series and growth include calculations: Reports FY2022 aviation original-equipment revenue of xx.xx, used as a dimensionless historical capital-cycle proxy. ([www-live.smiths.com](https://www-live.smiths.com/media/phjp1j44/smiths-annual-report-2023.pdf))
   - Evidence informing the 2023 market-value input; displayed series and growth include calculations: Reports FY2023 aviation original-equipment revenue of xx.xx and aftermarket revenue of xx.xx; supports the modeled recovery direction. ([www-live.smiths.com](https://www-live.smiths.com/media/phjp1j44/smiths-annual-report-2023.pdf))

7. Smiths Group PLC - Annual Report FY2022
   - Evidence informing the 2021 market-value input; displayed series and growth include calculations: Reports FY2021 aviation revenue of xx.xx, providing a historical purchasing-cycle reference rather than a global observation. ([www-live.smiths.com](https://www-live.smiths.com/media/xjvdpblr/smiths-annual-report-2022-report.pdf))
   - Evidence informing the 2022 market-value input; displayed series and growth include calculations: Reports FY2022 aviation revenue of xx.xx and continued weakness in aviation original equipment; supports a delayed capital-spending trough. ([www-live.smiths.com](https://www-live.smiths.com/media/xjvdpblr/smiths-annual-report-2022-report.pdf))
8. Smiths Group PLC - Annual Results for the Year Ended 31 July 2019
   - Evidence informing the 2018 market-value input; displayed series and growth include calculations: Reports FY2018 aviation revenue of xx.xx, supplying the historical comparison underlying the backcast. ([smiths.com](https://www.smiths.com/media/u4wla1bw/smiths-group-plc-annual-results-2019-press-release.pdf))
   - Evidence informing the 2019 market-value input; displayed series and growth include calculations: Reports FY2019 aviation revenue of xx.xx and customer delivery deferrals, qualifying a traffic-only growth model. ([smiths.com](https://www.smiths.com/media/u4wla1bw/smiths-group-plc-annual-results-2019-press-release.pdf))
   - Evidence informing the 2020 market-value input; displayed series and growth include calculations: Identifies deliveries deferred into FY2020; supports the possibility of backlog-supported spending despite a contemporaneous traffic shock, not the exact modeled growth rate. ([smiths.com](https://www.smiths.com/media/u4wla1bw/smiths-group-plc-annual-results-2019-press-release.pdf))
9. ACI World - The High-Wire Balancing Act: Global Air Transport Demand in 2018 and 2019
   - Evidence informing the 2017 market-value input; displayed series and growth include calculations: Reports xx.xx airport passengers and xx.xx% growth in 2018; the growth observation informs the 2017 backcast bridge. ([blog.aci.aero](https://blog.aci.aero/airport-economics/the-high-wire-balancing-act-global-air-transport-demand-in-2018-and-2019/))
   - Evidence informing the 2018 market-value input; displayed series and growth include calculations: Provides the observed 2018 traffic-growth reference, not an equipment-market growth observation. ([blog.aci.aero](https://blog.aci.aero/airport-economics/the-high-wire-balancing-act-global-air-transport-demand-in-2018-and-2019/))
10. ICAO A42-WP/556 - State of the Industry and Outlook for Airport Traffic, Presented by ACI
    - Evidence informing the 2020 market-value input; displayed series and growth include calculations: Records the collapse from xx.xx airport passengers in 2019 to xx.xx in 2020; constrains the shock and funding-risk interpretation. ([icao.int](https://www.icao.int/sites/default/files/Meetings/a42/Documents/WP/wp_556_en.pdf))
    - Evidence informing the 2021 market-value input; displayed series and growth include calculations: Reports xx.xx airport passengers in 2021, supporting a prolonged funding and activity shock. ([icao.int](https://www.icao.int/sites/default/files/Meetings/a42/Documents/WP/wp_556_en.pdf))
    - Evidence informing the 2023 market-value input; displayed series and growth include calculations: Reports xx.xx airport passengers in 2023; traffic recovery is distinguished from equipment purchasing. ([icao.int](https://www.icao.int/sites/default/files/Meetings/a42/Documents/WP/wp_556_en.pdf))
    - Evidence informing the 2024 market-value input; displayed series and growth include calculations: Reports xx.xx airport passengers in 2024, providing a demand recovery cross-check. ([icao.int](https://www.icao.int/sites/default/files/Meetings/a42/Documents/WP/wp_556_en.pdf))

11. Port of Seattle - Baggage Handling System Optimization
    - Evidence informing the 2029 market-value input; displayed series and growth include calculations: Seattle plans to consolidate six baggage-screening systems, increase supported passenger capacity, and reduce screening-machine demand. Supports integration spending without one-for-one detector growth. ([portseattle.org](https://www.portseattle.org/projects/baggage-handling-system-optimization))
    - Evidence informing the 2032 market-value input; displayed series and growth include calculations: The consolidation example constrains equipment-volume assumptions; its whole baggage-handling project value is excluded from market sizing. ([portseattle.org](https://www.portseattle.org/projects/baggage-handling-system-optimization))
    - Evidence informing the 2040 market-value input; displayed series and growth include calculations: Provides a commercial counterexample to extrapolating passenger growth directly into machine counts throughout the long-range forecast. ([portseattle.org](https://www.portseattle.org/projects/baggage-handling-system-optimization))
12. Smiths Group PLC - Half Year Results for the Six Months Ended 31 January 2026
    - Evidence informing the 2026 market-value input; displayed series and growth include calculations: Reports xx.xx% organic growth for Smiths Detection in HY2026, with aviation checkpoint upgrades contributing. Supports a positive 2026 nowcast, not a directly observed global growth rate. ([www-live.smiths.com](https://www-live.smiths.com/media/villk35h/smiths-hy26-results-press-release.pdf))
13. ACI World - Biannual global air travel demand update, 30 September 2025
    - Evidence informing base-year allocation inputs; displayed values and growth are calculated: Regional traffic-scale input; geographic rebasing and spending intensities are modeled.
    - Evidence informing forecast-year allocation inputs; displayed values and growth are calculated: Regional traffic-scale input; geographic rebasing and spending intensities are modeled.
    - Evidence informing base-year allocation inputs; displayed values and growth are calculated: Regional traffic-scale input; Mexico is reassigned to its captured North American parent.
    - Evidence informing forecast-year allocation inputs; displayed values and growth are calculated: Regional traffic-scale input; Mexico is reassigned to its captured North American parent.
    - Evidence informing base-year allocation inputs; displayed values and growth are calculated: Regional traffic-scale input; source membership differs from the captured hierarchy.
    - Evidence informing forecast-year allocation inputs; displayed values and growth are calculated: Regional traffic-scale input; source membership differs from the captured hierarchy.
    - Evidence informing base-year allocation inputs; displayed values and growth are calculated: Regional traffic-scale input before the modeled Turkey and Israel bridge.
    - Evidence informing forecast-year allocation inputs; displayed values and growth are calculated: Regional traffic-scale input before the modeled Turkey and Israel bridge.
    - Evidence informing base-year allocation inputs; displayed values and growth are calculated: The xx.xx-million 2025 traffic estimate constrains the regional demand proxy, not equipment spending.
    - Evidence informing forecast-year allocation inputs; displayed values and growth are calculated: The xx.xx-million 2025 traffic estimate constrains the regional demand proxy, not equipment spending.
    - Evidence informing base-year allocation inputs; displayed values and growth are calculated: The xx.xx-billion 2025 traffic estimate constrains regional scale; forecast purchasing convergence is assumed.
    - Evidence informing forecast-year allocation inputs; displayed values and growth are calculated: The xx.xx-billion 2025 traffic estimate constrains regional scale; forecast purchasing convergence is assumed.

14. CATSA - 2025 Annual Report, Management's Discussion and Analysis
    - Evidence informing base-year allocation inputs; displayed values and growth are calculated: C$xx.xx EDS capital expenditure constrains the Canadian expenditure calibration; baggage attribution is modeled.
    - Evidence informing forecast-year allocation inputs; displayed values and growth are calculated: C$xx.xx EDS capital expenditure constrains the Canadian expenditure calibration; baggage attribution is modeled.
    - Evidence informing base-year allocation inputs; displayed values and growth are calculated: Buyer-spending calibration supports a premium regional equipment/support intensity, not an observed regional share.
    - Evidence informing forecast-year allocation inputs; displayed values and growth are calculated: Buyer-spending calibration supports a premium regional equipment/support intensity, not an observed regional share.
15. Leidos - Leidos wins TSA logistics contract, 23 January 2025
    - Evidence informing base-year allocation inputs; displayed values and growth are calculated: The eight-year, USD xx.xx maximum sustainment award covers xx.xx units at over xx.xx locations; scope and realization adjustments are modeled.
    - Evidence informing forecast-year allocation inputs; displayed values and growth are calculated: The eight-year, USD xx.xx maximum sustainment award covers xx.xx units at over xx.xx locations; scope and realization adjustments are modeled.
    - Evidence informing base-year allocation inputs; displayed values and growth are calculated: Supports recurring-support scale and manufacturer-coordination constraints, not unrestricted service access.
    - Evidence informing forecast-year allocation inputs; displayed values and growth are calculated: Supports recurring-support scale and manufacturer-coordination constraints, not unrestricted service access.
16. ACI-LAC - Air Traffic in Latin America and the Caribbean Maintains Growth Trajectory with a 5% Increase in 2025
    - Evidence informing base-year allocation inputs; displayed values and growth are calculated: Brazil's xx.xx-million airport-traffic aggregate constrains its demand scale; equipment intensity remains modeled.
    - Evidence informing forecast-year allocation inputs; displayed values and growth are calculated: Brazil's xx.xx-million airport-traffic aggregate constrains its demand scale; equipment intensity remains modeled.
    - Evidence informing base-year allocation inputs; displayed values and growth are calculated: Regional traffic evidence constrains the common country model while leaving uncatalogued activity.
    - Evidence informing forecast-year allocation inputs; displayed values and growth are calculated: Regional traffic evidence constrains the common country model while leaving uncatalogued activity.
17. Eurostat - Air passenger transport statistics, December 2025, Table 1: 2024 country traffic
    - Evidence informing base-year allocation inputs; displayed values and growth are calculated: Traffic primitive.
    - Evidence informing forecast-year allocation inputs; displayed values and growth are calculated: Traffic primitive.
18. Eurostat - Air passenger transport: data by month
    - Evidence informing base-year allocation inputs; displayed values and growth are calculated: Interim country changes inform assumed 2025 bridges; domestic endpoint and expenditure adjustments remain modeled.
    - Evidence informing forecast-year allocation inputs; displayed values and growth are calculated: Interim country changes inform assumed 2025 bridges; domestic endpoint and expenditure adjustments remain modeled.

19. ACI EUROPE - 2025 all about traffic resilience as Europe's airports welcomed an additional 100 million passengers
    - Evidence informing base-year allocation inputs; displayed values and growth are calculated: Country growth heterogeneity constrains the shared European purchasing model.
    - Evidence informing forecast-year allocation inputs; displayed values and growth are calculated: Country growth heterogeneity constrains the shared European purchasing model.
    - Evidence informing base-year allocation inputs; displayed values and growth are calculated: Published Russian weakness constrains, rather than validates, its working scale.
    - Evidence informing forecast-year allocation inputs; displayed values and growth are calculated: Published Russian weakness constrains, rather than validates, its working scale.
    - Evidence informing base-year allocation inputs; displayed values and growth are calculated: Annual growth input to the 2025 bridge.
    - Evidence informing forecast-year allocation inputs; displayed values and growth are calculated: Annual growth input to the 2025 bridge.
20. UK Civil Aviation Authority - UK aviation officially breaks records with over 300m passenger journeys in 2025
    - Evidence informing base-year allocation inputs; displayed values and growth are calculated: The xx.xx-million UK-and-Crown-Dependency headline constrains the modeled UK country traffic bridge.
    - Evidence informing forecast-year allocation inputs; displayed values and growth are calculated: The xx.xx-million UK-and-Crown-Dependency headline constrains the modeled UK country traffic bridge.
21. Fraport - AI for Monitoring Aviation Security, 22 January 2026
    - Evidence informing base-year allocation inputs; displayed values and growth are calculated: Over xx.xx CT scanners and approximately EUR xx.xx cumulative checkpoint investment support a premium installed-mix premise, not annual national revenue.
    - Evidence informing forecast-year allocation inputs; displayed values and growth are calculated: Over xx.xx CT scanners and approximately EUR xx.xx cumulative checkpoint investment support a premium installed-mix premise, not annual national revenue.
    - Evidence informing base-year allocation inputs; displayed values and growth are calculated: Quantified national deployment provides an independent test of heterogeneous European modernization.
    - Evidence informing forecast-year allocation inputs; displayed values and growth are calculated: Quantified national deployment provides an independent test of heterogeneous European modernization.
22. ECAC - Common Evaluation Process of security equipment
    - Evidence informing base-year allocation inputs; displayed values and growth are calculated: Evaluation is not national approval; no uniform cross-country market-access premium is assumed.
    - Evidence informing forecast-year allocation inputs; displayed values and growth are calculated: Evaluation is not national approval; no uniform cross-country market-access premium is assumed.
23. DHMİ - Havayolunda Cumhuriyet Tarihinin Rekoru, 9 January 2026
    - Evidence informing base-year allocation inputs; displayed values and growth are calculated: Supports the traffic rebasing into the captured Middle Eastern parent.
    - Evidence informing forecast-year allocation inputs; displayed values and growth are calculated: Supports the traffic rebasing into the captured Middle Eastern parent.
24. Smiths Detection - DAEP checkpoint screening contract for Dubai International Airport, 7 May 2025
    - Evidence informing base-year allocation inputs; displayed values and growth are calculated: Purchaser-specific award evidence supports a bounded premium-mix premise, not a GCC-wide allocation.
    - Evidence informing forecast-year allocation inputs; displayed values and growth are calculated: Purchaser-specific award evidence supports a bounded premium-mix premise, not a GCC-wide allocation.
25. Airports Company South Africa - Airport statistics
    - Evidence informing base-year allocation inputs; displayed values and growth are calculated: Provides an operating-network commercial anchor for the regional installed-base premise.
    - Evidence informing forecast-year allocation inputs; displayed values and growth are calculated: Provides an operating-network commercial anchor for the regional installed-base premise.

26. CAAC - 2025 Civil Aviation Industry Development Statistical Bulletin, 17 April 2026
    - Evidence informing base-year allocation inputs; displayed values and growth are calculated: Reports xx.xx mainland airport movements and xx.xx transport airports in 2025; the Hong Kong/Macao extension is modeled.
    - Evidence informing forecast-year allocation inputs; displayed values and growth are calculated: Reports xx.xx mainland airport movements and xx.xx transport airports in 2025; the Hong Kong/Macao extension is modeled.
    - Evidence informing base-year allocation inputs; displayed values and growth are calculated: Large-market traffic and airport-network scale constrain the regional demand model.
    - Evidence informing forecast-year allocation inputs; displayed values and growth are calculated: Large-market traffic and airport-network scale constrain the regional demand model.
27. Sydney Airport - Traffic and Operational Performance Q4 2025
    - Evidence informing base-year allocation inputs; displayed values and growth are calculated: Sydney's xx.xx-million traffic and staged xx.xx-lane/six-of-seven-lane deployment constrain national scale and modernization assumptions.
    - Evidence informing forecast-year allocation inputs; displayed values and growth are calculated: Sydney's xx.xx-million traffic and staged xx.xx-lane/six-of-seven-lane deployment constrain national scale and modernization assumptions.
    - Evidence informing base-year allocation inputs; displayed values and growth are calculated: Quantified staged deployment supports regional heterogeneity, not a common modernization timetable.
    - Evidence informing forecast-year allocation inputs; displayed values and growth are calculated: Quantified staged deployment supports regional heterogeneity, not a common modernization timetable.
28. U.S. Senator Michael Bennet - SAFEGUARDS Act announcement, 23 July 2025
    - Evidence informing base-year allocation inputs; displayed values and growth are calculated: The xx.xx-airport and xx.xx-lane national footprint constrains minimum network support; proposed funding is not counted as realized revenue.
    - Evidence informing forecast-year allocation inputs; displayed values and growth are calculated: The xx.xx-airport and xx.xx-lane national footprint constrains minimum network support; proposed funding is not counted as realized revenue.
29. ICTS International N.V. - Annual Report for the year ended December 31, 2025
    - Evidence informing base-year allocation inputs; displayed values and growth are calculated: Discloses USD xx.xx company-wide property/equipment purchases and USD xx.xx airport-security revenue in 2025. Supports an asset-light purchasing-intensity proxy; the in-scope fraction and global expansion remain assumptions.
    - Evidence informing forecast-year allocation inputs; displayed values and growth are calculated: Discloses USD xx.xx company-wide property/equipment purchases and USD xx.xx airport-security revenue in 2025. Supports an asset-light purchasing-intensity proxy; the in-scope fraction and global expansion remain assumptions.

12. Airport Baggage Screening Systems Market, by System Integration

Standalone Screening Systems and Checkpoint Lane-Integrated Systems differ in delivery responsibility, not simply detection technology. ACI's 2019 CT guide distinguishes standalone configurations from automated tray-return and lane integration; standalone configurations can still include equipment-local conveyance. ■ ■■■■■ ■■■■■■■■■■ ■ ■■■■■■■■ ■■■■■■■■■ ■■■■■ ■■■■■■ ■■■■■■■■ ■■■■■ ■■■■■■■■ ■■■■■■■■■■■■ ■■■■ ■■■■■■■ ■■■ ■■■■■■■■■ ■■■■■■■■ ■■■■ ■■■ ■■■■■■■■ ■ ■■■■■■■■ ■■■■■■■■■ ■■■ ■■ ■■ ■■■■■■■■■■ ■■ ■■■■■■■■■ ■■■■ ■■■■■■■■■■■■■■■■ ■■■■■■ ■■■■■■■■■■■

Newcastle's October 2022 award illustrates a combined checkpoint boundary: CT scanning, central image processing, automated tray return, installation, and commissioning formed one purchased solution. For a Checkpoint Lane-Integrated System, the buyer should contract for acceptance of the combined physical and software deliverables rather than accept unrelated component handovers. ■■■■■■■■ ■■■■ ■ ■■■■■■■■■■ ■■■■■■■■■ ■ ■■■■■■■■ ■■■■■ ■■■ ■■■■■■■■■■■ ■■■■■■■■■■■■■■■ ■■■ ■■■■ ■■ ■■■ ■■■■■■ ■■■■ ■■■ ■■■■■■■■ ■■■■■■■■ ■■■■■■■■ ■■■ ■■■■■■■■ ■■■■■■■■■■■■ ■■■ ■■■■■ ■■■■■■ ■■ ■■■ ■■■■■■■■ ■■ ■■■■■■■■■ ■■■■■■■■■■■■■■

■■■■■■■ ■■■■■■■■■■■■■■■■■■■ ■■■■■■■ ■■■ ■■■■■■■■■■■■ ■■ ■■■ ■■■■■■■■■ ■■■■■ ■■■■■ ■■■ ■■■■■■■■■■■ ■■■■■■■■■■ ■■■■■■■■■ ■■■■■■■■■ ■■■■■■■■■■■■ ■■■■■■■ ■■■■■■■■■■■■ ■■■■■■■■ ■■■■■■■ ■■■■■■■ ■■■ ■■■■■■■ ■■■■■■■■■■■■ ■■■■■■■■■■ ■■ ■■■■■ ■■■ ■■■■■■■■■ ■■■■■■■■ ■■■■■■■ ■■■■■■■■ ■■■■■■■■■■■■■■■■■■ ■■■■■■■■■■■■■■ Integration demand therefore does not necessarily mean a requirement for additional detectors. Suppliers should distinguish an awarded screening package from the broader construction timetable and preserve a clear boundary around screening-related work.

Dublin and Cork provide a completed counterexample to assuming that one supplier must control every obligation. Their hold-baggage upgrade used separate building and baggage integrators alongside professional-service appointments and was reported completed in March 2023. ■ ■■■■■■■■■■ ■■■ ■■■■■■■■■■■ ■■■■■■■ ■ ■■■■■■■ ■■■■■■■■■■■ ■■ ■■■■■■■■■ ■■■■■■■■ ■■■■■ ■ ■■■■■ ■■■■ ■■■■■■■ ■■■ ■■■■■■■■■■■■ ■■■■■■■■■■■■■■■■ ■■■■■■■■■ ■■ ■■■ ■■■■■■■■ ■■■■■■■■ ■■■■■■■■ ■■■■■■■■■■ ■■■■■■■ ■■■ ■■■■■■■■ ■■■■■■■■■■ ■■■■■■■■■■ ■■■■■■■■■■ ■ ■■■■■ ■■■■■ ■■■■■■■■■■■ ■■ ■■■■■■■■■■ ■■■■ ■■■■ ■■■ ■■■■■■■■■■■ ■■■■■■■■■■■■■ ■■■■■■■■■■ ■■■■■■■ ■■■■■ ■■■■■ ■■■■■■■■■■■■■■

Figure 18. Global Airport Baggage Screening Systems Market Size, by System Integration, 2025 (%)

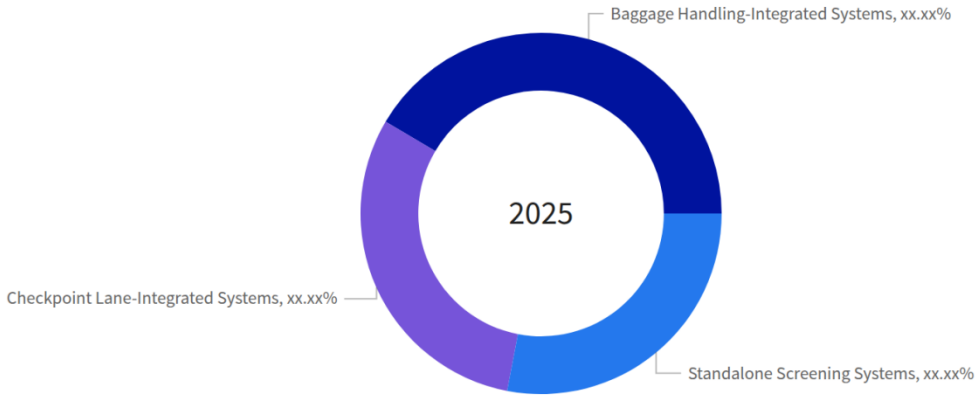

Figure 19. Global Airport Baggage Screening Systems Market, by System Integration, 2032 (USD Million)

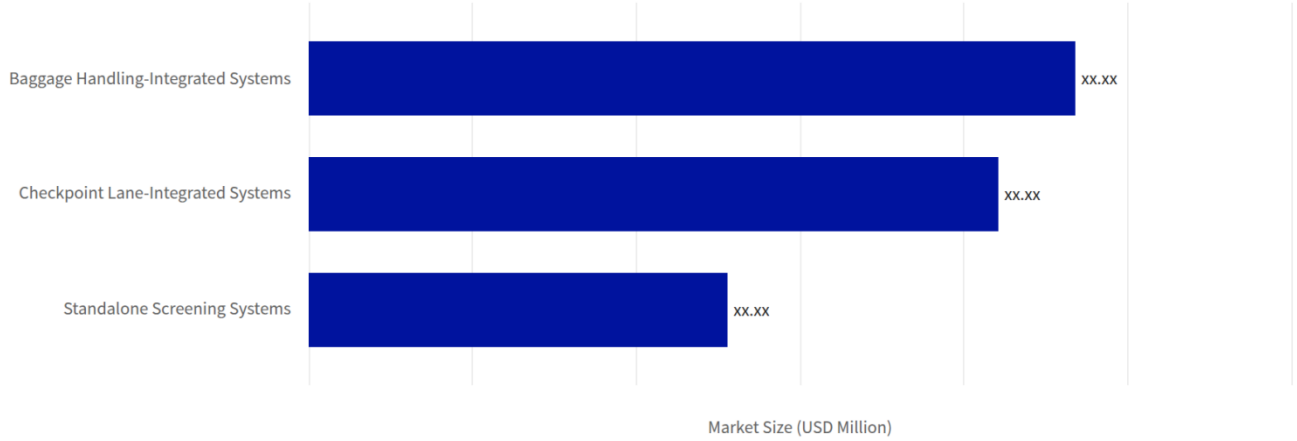

Table 161. Global Airport Baggage Screening Systems Market, by System Integration growth contribution, 2025-2032

Category	2025 value (USD Million)	2032 value (USD Million)	Added value (USD Million)	2025 share (%)	2032 share (%)	Change (pp)	Growth share (%)	CAGR (%)
Baggage Handling-Integrated Systems	xx.xx	xx.xx	xx.xx	xx.xx	xx.xx	xx.xx	xx.xx	xx.xx
Checkpoint Lane-Integrated Systems	xx.xx	xx.xx	xx.xx	xx.xx	xx.xx	xx.xx	xx.xx	xx.xx
Standalone Screening Systems	xx.xx	xx.xx	xx.xx	xx.xx	xx.xx	xx.xx	xx.xx	xx.xx
Scope total	**xx.xx**	**xx.xx**	**xx.xx**	**xx.xx**	**xx.xx**	**xx.xx**	**xx.xx**	**xx.xx**

Table 162. Global Airport Baggage Screening Systems Market Size, by System Integration, 2017-2040 (USD Million)

System Integration	2017	2024	2025	2026	2027	2032	2040	CAGR (%)
Baggage Handling-Integrated Systems	xx.xx	xx.xx	xx.xx	xx.xx	xx.xx	xx.xx	xx.xx	xx.xx
Checkpoint Lane-Integrated Systems	xx.xx	xx.xx	xx.xx	xx.xx	xx.xx	xx.xx	xx.xx	xx.xx
Standalone Screening Systems	xx.xx	xx.xx	xx.xx	xx.xx	xx.xx	xx.xx	xx.xx	xx.xx
Total	**xx.xx**	**xx.xx**	**xx.xx**	**xx.xx**	**xx.xx**	**xx.xx**	**xx.xx**	**xx.xx**

Sources & Evidence

1. Baggage Handling System Optimization

   · Seattle's published program consolidates outbound baggage systems, identifies reduced screening-machine requirements as an intended benefit, and targets final-phase completion in 2029.

   · Evidence informing the 2029 market-value input; displayed series and growth include calculations: Seattle plans to consolidate six baggage-screening systems, increase supported passenger capacity, and reduce screening-machine demand. Supports integration spending without one-for-one detector growth. ([portseattle.org](https://www.portseattle.org/projects/baggage-handling-system-optimization))

   · Evidence informing the 2032 market-value input; displayed series and growth include calculations: The consolidation example constrains equipment-volume assumptions; its whole baggage-handling project value is excluded from market sizing. ([portseattle.org](https://www.portseattle.org/projects/baggage-handling-system-optimization))

   · Evidence informing the 2040 market-value input; displayed series and growth include calculations: Provides a commercial counterexample to extrapolating passenger growth directly into machine counts throughout the long-range forecast. ([portseattle.org](https://www.portseattle.org/projects/baggage-handling-system-optimization))

   · Evidence informing base-year allocation inputs; displayed values and growth are calculated: Seattle is consolidating six screening systems, expects reduced screening-machine demand and schedules final-phase completion in 2029. Supports integration demand while constraining detector-volume growth; the whole-project budget is excluded.

   · Evidence informing forecast-year allocation inputs; displayed values and growth are calculated: Seattle is consolidating six screening systems, expects reduced screening-machine demand and schedules final-phase completion in 2029. Supports integration demand while constraining detector-volume growth; the whole-project budget is excluded.

2. Procurement of Next Generation Security Checkpoint Equipment - Contract Award Notice

   · The award establishes a combined checkpoint procurement boundary, not completed installation.

   · Evidence informing base-year allocation inputs; displayed values and growth are calculated: The October xx.xx 2022 award covers seven systems combining cabin CT, tray return, image processing and deployment responsibilities. It supports integrated purchased scope, not completed delivery or a global sales weight.

   · Evidence informing forecast-year allocation inputs; displayed values and growth are calculated: The October xx.xx 2022 award covers seven systems combining cabin CT, tray return, image processing and deployment responsibilities. It supports integrated purchased scope, not completed delivery or a global sales weight.

3. Hold baggage screening upgrade, Dublin and Cork Airports, Ireland
   - The project account identifies separate building and baggage integrators and reports completion in March 2023.
   - Evidence informing base-year allocation inputs; displayed values and growth are calculated: Describes three upgraded hold-baggage systems delivered through separate construction, baggage-integration and advisory appointments, completed in March 2023. Supports integrated-system attribution without assuming a universal single-prime model.
   - Evidence informing forecast-year allocation inputs; displayed values and growth are calculated: Describes three upgraded hold-baggage systems delivered through separate construction, baggage-integration and advisory appointments, completed in March 2023. Supports integrated-system attribution without assuming a universal single-prime model.
4. Advanced Cabin Baggage Screening - Computed Tomography Implementation Guide
   - ACI's 2019 guide distinguishes standalone CT configurations, including equipment-local conveyance, from automated tray-return and screening-lane integration. These historical distinctions do not establish a prospective installation's outcome.
   - Taxonomy evidence: The guide distinguishes standalone cabin-baggage CT configurations from integration with automated tray-return systems and automated screening lanes, establishing a physical-configuration distinction independent of CT technology. ([store.aci.aero](https://store.aci.aero/wp-content/uploads/2019/xx.xx/Smart-Security-ACBS-CT-Implementation-Guide-v0.xx.xx.pdf))
   - Evidence informing base-year allocation inputs; displayed values and growth are calculated: Distinguishes standalone CT, including equipment-local conveyance, from integrated screening-lane configurations; supports attribution boundaries, not a revenue weight.
   - Evidence informing forecast-year allocation inputs; displayed values and growth are calculated: Distinguishes standalone CT, including equipment-local conveyance, from integrated screening-lane configurations; supports attribution boundaries, not a revenue weight.
   - Evidence informing base-year allocation inputs; displayed values and growth are calculated: Identifies automated tray-return and automated screening-lane integration as commercially distinct configurations; supports the lane-integrated category definition.
   - Evidence informing forecast-year allocation inputs; displayed values and growth are calculated: Identifies automated tray-return and automated screening-lane integration as commercially distinct configurations; supports the lane-integrated category definition.
5. Checked Baggage Screening: TSA Has Deployed Optimal Systems at the Majority of TSA-Regulated Airports, but Could Strengthen Cost Estimates
   - Taxonomy evidence: The April xx.xx 2012 government review distinguishes stand-alone equipment from in-line checked-baggage systems. These are historical configuration definitions, not current deployment proportions. ([gao.gov](https://www.gao.gov/products/gao-xx.xx-xx.xx))
6. House Report 119-173 - Department of Homeland Security Appropriations Bill, 2026
   - Evidence informing the 2030 market-value input; displayed series and growth include calculations: The aging installed fleet supports replacement demand, but does not establish the forecast's realization dates or annual purchasing rate. ([govinfo.gov](https://www.govinfo.gov/content/pkg/CRPT-119hrpt173/html/CRPT-119hrpt173.htm))

7. GAO-24-106573 - DHS Annual Assessment: Most Programs Are Meeting Current Goals, but Some Continue to Face Cost and Schedule Challenges
   · Evidence informing the 2026 market-value input; displayed series and growth include calculations: Reports plans for xx.xx checkpoint systems and xx.xx increment-one deployments by September 2023; supports an incomplete replacement cycle rather than universal CT adoption. ([gao.gov](https://www.gao.gov/assets/gao-xx.xx-xx.xx.pdf))
   · Evidence informing base-year allocation inputs; displayed values and growth are calculated: Reports a September 2023 U.S. CT cohort containing xx.xx AT/CT and xx.xx base systems, providing counterevidence to assigning all CT activity automatically to integrated lanes.
   · Evidence informing forecast-year allocation inputs; displayed values and growth are calculated: Reports a September 2023 U.S. CT cohort containing xx.xx AT/CT and xx.xx base systems, providing counterevidence to assigning all CT activity automatically to integrated lanes.
   · Evidence informing base-year allocation inputs; displayed values and growth are calculated: Reports xx.xx mid-size and xx.xx full-size systems within xx.xx deployed CT systems; supports differentiated configuration assumptions rather than treating technology adoption as an integration-share observation.
   · Evidence informing forecast-year allocation inputs; displayed values and growth are calculated: Reports xx.xx mid-size and xx.xx full-size systems within xx.xx deployed CT systems; supports differentiated configuration assumptions rather than treating technology adoption as an integration-share observation.
8. Global Airport Passenger Traffic Reaches Record 9.8 Billion in 2025, Airports Council International World reports
   · Evidence informing the 2026 market-value input; displayed series and growth include calculations: Reports cooling passenger-growth momentum in 2026, supporting moderation of traffic-driven equipment expansion despite continuing replacement demand. ([aci.aero](https://aci.aero/2026/xx.xx/xx.xx/global-airport-passenger-traffic-reaches-record-xx.xx-xx.xx-billion-in-2025-airports-council-international-world-reports/))
9. Smiths Group PLC - Full Year Results for the 12 Months Ended 31 July 2025
   · Evidence informing the 2024 market-value input; displayed series and growth include calculations: Discloses aviation original-equipment revenue of xx.xx and aftermarket revenue of xx.xx for FY2024; supplies historical cycle proxies. ([www-live.smiths.com](https://www-live.smiths.com/media/snqpxwkd/smiths-group-plc-annual-results-2025-press-release.pdf))
   · Evidence informing the 2027 market-value input; displayed series and growth include calculations: Reports approximately xx.xx cumulative CTiX sales and continuing aviation upgrade demand; supports replacement activity, not an observed global forecast. ([www-live.smiths.com](https://www-live.smiths.com/media/snqpxwkd/smiths-group-plc-annual-results-2025-press-release.pdf))
   · Evidence informing forecast-year allocation inputs; displayed values and growth are calculated: Reported checkpoint modernization provides a commercial reason to model substitution from discrete legacy offerings; the filing does not disclose standalone configuration revenue.
   · Evidence informing forecast-year allocation inputs; displayed values and growth are calculated: FY2025 aviation original-equipment organic growth of xx.xx% and approximately xx.xx cumulative CTiX sales constrain modernization assumptions, but do not directly measure integrated-lane penetration.
   · Evidence informing forecast-year allocation inputs; displayed values and growth are calculated: Management anticipates a later-decade hold-baggage renewal cycle. This is a forward-looking input to relative purchasing assumptions, not an observed 2032 share.
10. Smiths Group PLC - Annual Report & Accounts FY2023
   · Evidence informing the 2022 market-value input; displayed series and growth include calculations: Reports FY2022 aviation original-equipment revenue of xx.xx, used as a dimensionless historical capital-cycle proxy. ([www-live.smiths.com](https://www-live.smiths.com/media/phjp1j44/smiths-annual-report-2023.pdf))
   · Evidence informing the 2023 market-value input; displayed series and growth include calculations: Reports FY2023 aviation original-equipment revenue of xx.xx and aftermarket revenue of xx.xx; supports the modeled recovery direction. ([www-live.smiths.com](https://www-live.smiths.com/media/phjp1j44/smiths-annual-report-2023.pdf))

11. Smiths Group PLC - Annual Report FY2022

· Evidence informing the 2021 market-value input; displayed series and growth include calculations: Reports FY2021 aviation revenue of xx.xx, providing a historical purchasing-cycle reference rather than a global observation. ([www-live.smiths.com](https://www-live.smiths.com/media/xjvdpblr/smiths-annual-report-2022-report.pdf))

· Evidence informing the 2022 market-value input; displayed series and growth include calculations: Reports FY2022 aviation revenue of xx.xx and continued weakness in aviation original equipment; supports a delayed capital-spending trough. ([www-live.smiths.com](https://www-live.smiths.com/media/xjvdpblr/smiths-annual-report-2022-report.pdf))

12. Smiths Group PLC - Annual Results for the Year Ended 31 July 2019

· Evidence informing the 2018 market-value input; displayed series and growth include calculations: Reports FY2018 aviation revenue of xx.xx, supplying the historical comparison underlying the backcast. ([smiths.com](https://www.smiths.com/media/u4wla1bw/smiths-group-plc-annual-results-2019-press-release.pdf))

· Evidence informing the 2019 market-value input; displayed series and growth include calculations: Reports FY2019 aviation revenue of xx.xx and customer delivery deferrals, qualifying a traffic-only growth model. ([smiths.com](https://www.smiths.com/media/u4wla1bw/smiths-group-plc-annual-results-2019-press-release.pdf))

· Evidence informing the 2020 market-value input; displayed series and growth include calculations: Identifies deliveries deferred into FY2020; supports the possibility of backlog-supported spending despite a contemporaneous traffic shock, not the exact modeled growth rate. ([smiths.com](https://www.smiths.com/media/u4wla1bw/smiths-group-plc-annual-results-2019-press-release.pdf))

13. ACI World - The High-Wire Balancing Act: Global Air Transport Demand in 2018 and 2019

· Evidence informing the 2017 market-value input; displayed series and growth include calculations: Reports xx.xx airport passengers and xx.xx% growth in 2018; the growth observation informs the 2017 backcast bridge. ([blog.aci.aero](https://blog.aci.aero/airport-economics/the-high-wire-balancing-act-global-air-transport-demand-in-2018-and-2019/))

· Evidence informing the 2018 market-value input; displayed series and growth include calculations: Provides the observed 2018 traffic-growth reference, not an equipment-market growth observation. ([blog.aci.aero](https://blog.aci.aero/airport-economics/the-high-wire-balancing-act-global-air-transport-demand-in-2018-and-2019/))

14. ICAO A42-WP/556 - State of the Industry and Outlook for Airport Traffic, Presented by ACI

· Evidence informing the 2020 market-value input; displayed series and growth include calculations: Records the collapse from xx.xx airport passengers in 2019 to xx.xx in 2020; constrains the shock and funding-risk interpretation. ([icao.int](https://www.icao.int/sites/default/files/Meetings/a42/Documents/WP/wp_556_en.pdf))

· Evidence informing the 2021 market-value input; displayed series and growth include calculations: Reports xx.xx airport passengers in 2021, supporting a prolonged funding and activity shock. ([icao.int](https://www.icao.int/sites/default/files/Meetings/a42/Documents/WP/wp_556_en.pdf))

· Evidence informing the 2023 market-value input; displayed series and growth include calculations: Reports xx.xx airport passengers in 2023; traffic recovery is distinguished from equipment purchasing. ([icao.int](https://www.icao.int/sites/default/files/Meetings/a42/Documents/WP/wp_556_en.pdf))

· Evidence informing the 2024 market-value input; displayed series and growth include calculations: Reports xx.xx airport passengers in 2024, providing a demand recovery cross-check. ([icao.int](https://www.icao.int/sites/default/files/Meetings/a42/Documents/WP/wp_556_en.pdf))

15. Smiths Group PLC - Half Year Results for the Six Months Ended 31 January 2026

· Evidence informing the 2026 market-value input; displayed series and growth include calculations: Reports xx.xx% organic growth for Smiths Detection in HY2026, with aviation checkpoint upgrades contributing. Supports a positive 2026 nowcast, not a directly observed global growth rate. ([www-live.smiths.com](https://www-live.smiths.com/media/villk35h/smiths-hy26-results-press-release.pdf))

16. GAO-12-266 - Checked Baggage Screening: TSA Has Deployed Optimal Systems at the Majority of TSA-Regulated Airports, but Could Strengthen Cost Estimates
    - Evidence informing base-year allocation inputs; displayed values and growth are calculated: The December 2011 table reports xx.xx standalone EDS alongside xx.xx in-line EDS; this historical machine-count comparator constrains, but does not determine, the current global allocation.
    - Evidence informing forecast-year allocation inputs; displayed values and growth are calculated: The December 2011 table reports xx.xx standalone EDS alongside xx.xx in-line EDS; this historical machine-count comparator constrains, but does not determine, the current global allocation.
    - Evidence informing base-year allocation inputs; displayed values and growth are calculated: Reports xx.xx in-line EDS across xx.xx in-line systems and distinguishes equipment counts from integrated-system counts; supports the historical configuration bridge.
    - Evidence informing forecast-year allocation inputs; displayed values and growth are calculated: Reports xx.xx in-line EDS across xx.xx in-line systems and distinguishes equipment counts from integrated-system counts; supports the historical configuration bridge.
17. Smiths Detection selected as security technology provider to International Airport Heraklion Crete
    - Evidence informing base-year allocation inputs; displayed values and growth are calculated: The September xx.xx 2025 announcement identifies eight cabin CT scanners and eight automated tray-return systems for Heraklion, with installation planned across late 2025 and mid-2026; supports ongoing integrated procurement, not realized annual revenue.
    - Evidence informing forecast-year allocation inputs; displayed values and growth are calculated: The September xx.xx 2025 announcement identifies eight cabin CT scanners and eight automated tray-return systems for Heraklion, with installation planned across late 2025 and mid-2026; supports ongoing integrated procurement, not realized annual revenue.

12.1. Baggage Handling-Integrated Systems

Table 163. Global Airport Baggage Screening Systems Market Size, by Baggage Handling-Integrated Systems, by Region, 2017-2040 (USD Million)

Region	2017	2024	2025	2026	2027	2032	2040	CAGR (%)
Africa	xx.xx	xx.xx	xx.xx	xx.xx	xx.xx	xx.xx	xx.xx	xx.xx
Asia-Pacific	xx.xx	xx.xx	xx.xx	xx.xx	xx.xx	xx.xx	xx.xx	xx.xx
Europe	xx.xx	xx.xx	xx.xx	xx.xx	xx.xx	xx.xx	xx.xx	xx.xx
Latin America	xx.xx	xx.xx	xx.xx	xx.xx	xx.xx	xx.xx	xx.xx	xx.xx
Middle East	xx.xx	xx.xx	xx.xx	xx.xx	xx.xx	xx.xx	xx.xx	xx.xx
North America	xx.xx	xx.xx	xx.xx	xx.xx	xx.xx	xx.xx	xx.xx	xx.xx
Total	**xx.xx**	**xx.xx**	**xx.xx**	**xx.xx**	**xx.xx**	**xx.xx**	**xx.xx**	**xx.xx**

Table 164. Global Airport Baggage Screening Systems Market Size, by Baggage Handling-Integrated Systems, by Group, 2017-2040 (USD Million)

Group	2017	2024	2025	2026	2027	2032	2040	CAGR (%)
ASEAN	xx.xx	xx.xx	xx.xx	xx.xx	xx.xx	xx.xx	xx.xx	xx.xx
BRICS	xx.xx	xx.xx	xx.xx	xx.xx	xx.xx	xx.xx	xx.xx	xx.xx
European Union	xx.xx	xx.xx	xx.xx	xx.xx	xx.xx	xx.xx	xx.xx	xx.xx
G7	xx.xx	xx.xx	xx.xx	xx.xx	xx.xx	xx.xx	xx.xx	xx.xx
GCC	xx.xx	xx.xx	xx.xx	xx.xx	xx.xx	xx.xx	xx.xx	xx.xx
NATO	xx.xx	xx.xx	xx.xx	xx.xx	xx.xx	xx.xx	xx.xx	xx.xx

Table 165. Global Airport Baggage Screening Systems Market Size, by Baggage Handling-Integrated Systems, by Country, 2017-2040 (USD Million)

Country	2017	2024	2025	2026	2027	2032	2040	CAGR (%)
Australia	xx.xx	xx.xx	xx.xx	xx.xx	xx.xx	xx.xx	xx.xx	xx.xx
Brazil	xx.xx	xx.xx	xx.xx	xx.xx	xx.xx	xx.xx	xx.xx	xx.xx
Canada	xx.xx	xx.xx	xx.xx	xx.xx	xx.xx	xx.xx	xx.xx	xx.xx
China	xx.xx	xx.xx	xx.xx	xx.xx	xx.xx	xx.xx	xx.xx	xx.xx
France	xx.xx	xx.xx	xx.xx	xx.xx	xx.xx	xx.xx	xx.xx	xx.xx
Germany	xx.xx	xx.xx	xx.xx	xx.xx	xx.xx	xx.xx	xx.xx	xx.xx
India	xx.xx	xx.xx	xx.xx	xx.xx	xx.xx	xx.xx	xx.xx	xx.xx
Italy	xx.xx	xx.xx	xx.xx	xx.xx	xx.xx	xx.xx	xx.xx	xx.xx
Japan	xx.xx	xx.xx	xx.xx	xx.xx	xx.xx	xx.xx	xx.xx	xx.xx
Mexico	xx.xx	xx.xx	xx.xx	xx.xx	xx.xx	xx.xx	xx.xx	xx.xx
Russia	xx.xx	xx.xx	xx.xx	xx.xx	xx.xx	xx.xx	xx.xx	xx.xx
South Korea	xx.xx	xx.xx	xx.xx	xx.xx	xx.xx	xx.xx	xx.xx	xx.xx
Spain	xx.xx	xx.xx	xx.xx	xx.xx	xx.xx	xx.xx	xx.xx	xx.xx
United Kingdom	xx.xx	xx.xx	xx.xx	xx.xx	xx.xx	xx.xx	xx.xx	xx.xx
United States	xx.xx	xx.xx	xx.xx	xx.xx	xx.xx	xx.xx	xx.xx	xx.xx
Others	xx.xx	xx.xx	xx.xx	xx.xx	xx.xx	xx.xx	xx.xx	xx.xx
Total	**xx.xx**	**xx.xx**	**xx.xx**	**xx.xx**	**xx.xx**	**xx.xx**	**xx.xx**	**xx.xx**

Sources & Evidence

1. Checked Baggage Screening: TSA Has Deployed Optimal Systems at the Majority of TSA-Regulated Airports, but Could Strengthen Cost Estimates

   · Taxonomy evidence: The review defines in-line systems through integration of screening equipment into baggage-handling systems, directly supporting a baggage-handling-integrated configuration. ([gao.gov](https://www.gao.gov/products/gao-xx.xx-xx.xx))

2. House Report 119-173 - Department of Homeland Security Appropriations Bill, 2026
   - Evidence informing the 2030 market-value input; displayed series and growth include calculations: The aging installed fleet supports replacement demand, but does not establish the forecast's realization dates or annual purchasing rate. ([govinfo.gov](https://www.govinfo.gov/content/pkg/CRPT-119hrpt173/html/CRPT-119hrpt173.htm))
3. GAO-24-106573 - DHS Annual Assessment: Most Programs Are Meeting Current Goals, but Some Continue to Face Cost and Schedule Challenges
   - Evidence informing the 2026 market-value input; displayed series and growth include calculations: Reports plans for xx.xx checkpoint systems and xx.xx increment-one deployments by September 2023; supports an incomplete replacement cycle rather than universal CT adoption. ([gao.gov](https://www.gao.gov/assets/gao-xx.xx-xx.xx.pdf))
4. Global Airport Passenger Traffic Reaches Record 9.8 Billion in 2025, Airports Council International World reports
   - Evidence informing the 2026 market-value input; displayed series and growth include calculations: Reports cooling passenger-growth momentum in 2026, supporting moderation of traffic-driven equipment expansion despite continuing replacement demand. ([aci.aero](https://aci.aero/2026/xx.xx/xx.xx/global-airport-passenger-traffic-reaches-record-xx.xx-xx.xx-billion-in-2025-airports-council-international-world-reports/))
   - Evidence informing base-year allocation inputs; displayed values and growth are calculated: Full-year 2025 traffic weakness qualifies the mature-market expansion assumption.
   - Evidence informing forecast-year allocation inputs; displayed values and growth are calculated: Full-year 2025 traffic weakness qualifies the mature-market expansion assumption.
   - Evidence informing base-year allocation inputs; displayed values and growth are calculated: Full-year growth provides a regional direction check, not an equipment-share observation.
   - Evidence informing forecast-year allocation inputs; displayed values and growth are calculated: Full-year growth provides a regional direction check, not an equipment-share observation.
   - Evidence informing base-year allocation inputs; displayed values and growth are calculated: Full-year traffic growth constrains the regional demand premise.
   - Evidence informing forecast-year allocation inputs; displayed values and growth are calculated: Full-year traffic growth constrains the regional demand premise.
   - Evidence informing forecast-year allocation inputs; displayed values and growth are calculated: The reported first-half 2026 decline of xx.xx% constrains the recovery scenario.
   - Evidence informing base-year allocation inputs; displayed values and growth are calculated: Reported 2025 growth provides a demand-direction check; procurement intensity remains assumed.
   - Evidence informing forecast-year allocation inputs; displayed values and growth are calculated: Reported 2025 growth provides a demand-direction check; procurement intensity remains assumed.
   - Evidence informing base-year allocation inputs; displayed values and growth are calculated: Reported traffic momentum supports differentiated demand, not the final modeled forecast share.
   - Evidence informing forecast-year allocation inputs; displayed values and growth are calculated: Reported traffic momentum supports differentiated demand, not the final modeled forecast share.

5. Smiths Group PLC - Full Year Results for the 12 Months Ended 31 July 2025
   · Evidence informing the 2024 market-value input; displayed series and growth include calculations: Discloses aviation original-equipment revenue of xx.xx and aftermarket revenue of xx.xx for FY2024; supplies historical cycle proxies. ([www-live.smiths.com](https://www-live.smiths.com/media/snqpxwkd/smiths-group-plc-annual-results-2025-press-release.pdf))
   · Evidence informing the 2027 market-value input; displayed series and growth include calculations: Reports approximately xx.xx cumulative CTiX sales and continuing aviation upgrade demand; supports replacement activity, not an observed global forecast. ([www-live.smiths.com](https://www-live.smiths.com/media/snqpxwkd/smiths-group-plc-annual-results-2025-press-release.pdf))
   · Evidence informing forecast-year allocation inputs; displayed values and growth are calculated: Management anticipates a later-decade hold-baggage renewal cycle. This is a forward-looking input to relative purchasing assumptions, not an observed 2032 share.
6. Smiths Group PLC - Annual Report & Accounts FY2023
   · Evidence informing the 2022 market-value input; displayed series and growth include calculations: Reports FY2022 aviation original-equipment revenue of xx.xx, used as a dimensionless historical capital-cycle proxy. ([www-live.smiths.com](https://www-live.smiths.com/media/phjp1j44/smiths-annual-report-2023.pdf))
   · Evidence informing the 2023 market-value input; displayed series and growth include calculations: Reports FY2023 aviation original-equipment revenue of xx.xx and aftermarket revenue of xx.xx; supports the modeled recovery direction. ([www-live.smiths.com](https://www-live.smiths.com/media/phjp1j44/smiths-annual-report-2023.pdf))
7. Smiths Group PLC - Annual Report FY2022
   · Evidence informing the 2021 market-value input; displayed series and growth include calculations: Reports FY2021 aviation revenue of xx.xx, providing a historical purchasing-cycle reference rather than a global observation. ([www-live.smiths.com](https://www-live.smiths.com/media/xjvdpblr/smiths-annual-report-2022-report.pdf))
   · Evidence informing the 2022 market-value input; displayed series and growth include calculations: Reports FY2022 aviation revenue of xx.xx and continued weakness in aviation original equipment; supports a delayed capital-spending trough. ([www-live.smiths.com](https://www-live.smiths.com/media/xjvdpblr/smiths-annual-report-2022-report.pdf))
8. Smiths Group PLC - Annual Results for the Year Ended 31 July 2019
   · Evidence informing the 2018 market-value input; displayed series and growth include calculations: Reports FY2018 aviation revenue of xx.xx, supplying the historical comparison underlying the backcast. ([smiths.com](https://www.smiths.com/media/u4wla1bw/smiths-group-plc-annual-results-2019-press-release.pdf))
   · Evidence informing the 2019 market-value input; displayed series and growth include calculations: Reports FY2019 aviation revenue of xx.xx and customer delivery deferrals, qualifying a traffic-only growth model. ([smiths.com](https://www.smiths.com/media/u4wla1bw/smiths-group-plc-annual-results-2019-press-release.pdf))
   · Evidence informing the 2020 market-value input; displayed series and growth include calculations: Identifies deliveries deferred into FY2020; supports the possibility of backlog-supported spending despite a contemporaneous traffic shock, not the exact modeled growth rate. ([smiths.com](https://www.smiths.com/media/u4wla1bw/smiths-group-plc-annual-results-2019-press-release.pdf))
9. ACI World - The High-Wire Balancing Act: Global Air Transport Demand in 2018 and 2019
   · Evidence informing the 2017 market-value input; displayed series and growth include calculations: Reports xx.xx airport passengers and xx.xx% growth in 2018; the growth observation informs the 2017 backcast bridge. ([blog.aci.aero](https://blog.aci.aero/airport-economics/the-high-wire-balancing-act-global-air-transport-demand-in-2018-and-2019/))
   · Evidence informing the 2018 market-value input; displayed series and growth include calculations: Provides the observed 2018 traffic-growth reference, not an equipment-market growth observation. ([blog.aci.aero](https://blog.aci.aero/airport-economics/the-high-wire-balancing-act-global-air-transport-demand-in-2018-and-2019/))

10. ICAO A42-WP/556 - State of the Industry and Outlook for Airport Traffic, Presented by ACI
    - Evidence informing the 2020 market-value input; displayed series and growth include calculations: Records the collapse from xx.xx airport passengers in 2019 to xx.xx in 2020; constrains the shock and funding-risk interpretation. ([icao.int](https://www.icao.int/sites/default/files/Meetings/a42/Documents/WP/wp_556_en.pdf))
    - Evidence informing the 2021 market-value input; displayed series and growth include calculations: Reports xx.xx airport passengers in 2021, supporting a prolonged funding and activity shock. ([icao.int](https://www.icao.int/sites/default/files/Meetings/a42/Documents/WP/wp_556_en.pdf))
    - Evidence informing the 2023 market-value input; displayed series and growth include calculations: Reports xx.xx airport passengers in 2023; traffic recovery is distinguished from equipment purchasing. ([icao.int](https://www.icao.int/sites/default/files/Meetings/a42/Documents/WP/wp_556_en.pdf))
    - Evidence informing the 2024 market-value input; displayed series and growth include calculations: Reports xx.xx airport passengers in 2024, providing a demand recovery cross-check. ([icao.int](https://www.icao.int/sites/default/files/Meetings/a42/Documents/WP/wp_556_en.pdf))
11. Port of Seattle - Baggage Handling System Optimization
    - Evidence informing the 2029 market-value input; displayed series and growth include calculations: Seattle plans to consolidate six baggage-screening systems, increase supported passenger capacity, and reduce screening-machine demand. Supports integration spending without one-for-one detector growth. ([portseattle.org](https://www.portseattle.org/projects/baggage-handling-system-optimization))
    - Evidence informing the 2032 market-value input; displayed series and growth include calculations: The consolidation example constrains equipment-volume assumptions; its whole baggage-handling project value is excluded from market sizing. ([portseattle.org](https://www.portseattle.org/projects/baggage-handling-system-optimization))
    - Evidence informing the 2040 market-value input; displayed series and growth include calculations: Provides a commercial counterexample to extrapolating passenger growth directly into machine counts throughout the long-range forecast. ([portseattle.org](https://www.portseattle.org/projects/baggage-handling-system-optimization))
    - Evidence informing base-year allocation inputs; displayed values and growth are calculated: Seattle is consolidating six screening systems, expects reduced screening-machine demand and schedules final-phase completion in 2029. Supports integration demand while constraining detector-volume growth; the whole-project budget is excluded.
    - Evidence informing forecast-year allocation inputs; displayed values and growth are calculated: Seattle is consolidating six screening systems, expects reduced screening-machine demand and schedules final-phase completion in 2029. Supports integration demand while constraining detector-volume growth; the whole-project budget is excluded.
12. Smiths Group PLC - Half Year Results for the Six Months Ended 31 January 2026
    - Evidence informing the 2026 market-value input; displayed series and growth include calculations: Reports xx.xx% organic growth for Smiths Detection in HY2026, with aviation checkpoint upgrades contributing. Supports a positive 2026 nowcast, not a directly observed global growth rate. ([www-live.smiths.com](https://www-live.smiths.com/media/villk35h/smiths-hy26-results-press-release.pdf))

13. ACI World - Biannual global air travel demand update, 30 September 2025
    - Evidence informing base-year allocation inputs; displayed values and growth are calculated: Regional traffic-scale input; geographic rebasing and spending intensities are modeled.
    - Evidence informing forecast-year allocation inputs; displayed values and growth are calculated: Regional traffic-scale input; geographic rebasing and spending intensities are modeled.
    - Evidence informing base-year allocation inputs; displayed values and growth are calculated: Regional traffic-scale input; Mexico is reassigned to its captured North American parent.
    - Evidence informing forecast-year allocation inputs; displayed values and growth are calculated: Regional traffic-scale input; Mexico is reassigned to its captured North American parent.
    - Evidence informing base-year allocation inputs; displayed values and growth are calculated: Regional traffic-scale input; source membership differs from the captured hierarchy.
    - Evidence informing forecast-year allocation inputs; displayed values and growth are calculated: Regional traffic-scale input; source membership differs from the captured hierarchy.
    - Evidence informing base-year allocation inputs; displayed values and growth are calculated: Regional traffic-scale input before the modeled Turkey and Israel bridge.
    - Evidence informing forecast-year allocation inputs; displayed values and growth are calculated: Regional traffic-scale input before the modeled Turkey and Israel bridge.
    - Evidence informing base-year allocation inputs; displayed values and growth are calculated: The xx.xx-million 2025 traffic estimate constrains the regional demand proxy, not equipment spending.
    - Evidence informing forecast-year allocation inputs; displayed values and growth are calculated: The xx.xx-million 2025 traffic estimate constrains the regional demand proxy, not equipment spending.
    - Evidence informing base-year allocation inputs; displayed values and growth are calculated: The xx.xx-billion 2025 traffic estimate constrains regional scale; forecast purchasing convergence is assumed.
    - Evidence informing forecast-year allocation inputs; displayed values and growth are calculated: The xx.xx-billion 2025 traffic estimate constrains regional scale; forecast purchasing convergence is assumed.
14. CATSA - 2025 Annual Report, Management's Discussion and Analysis
    - Evidence informing base-year allocation inputs; displayed values and growth are calculated: C$xx.xx EDS capital expenditure constrains the Canadian expenditure calibration; baggage attribution is modeled.
    - Evidence informing forecast-year allocation inputs; displayed values and growth are calculated: C$xx.xx EDS capital expenditure constrains the Canadian expenditure calibration; baggage attribution is modeled.
    - Evidence informing base-year allocation inputs; displayed values and growth are calculated: Buyer-spending calibration supports a premium regional equipment/support intensity, not an observed regional share.
    - Evidence informing forecast-year allocation inputs; displayed values and growth are calculated: Buyer-spending calibration supports a premium regional equipment/support intensity, not an observed regional share.
15. Leidos - Leidos wins TSA logistics contract, 23 January 2025
    - Evidence informing base-year allocation inputs; displayed values and growth are calculated: The eight-year, USD xx.xx maximum sustainment award covers xx.xx units at over xx.xx locations; scope and realization adjustments are modeled.
    - Evidence informing forecast-year allocation inputs; displayed values and growth are calculated: The eight-year, USD xx.xx maximum sustainment award covers xx.xx units at over xx.xx locations; scope and realization adjustments are modeled.
    - Evidence informing base-year allocation inputs; displayed values and growth are calculated: Supports recurring-support scale and manufacturer-coordination constraints, not unrestricted service access.
    - Evidence informing forecast-year allocation inputs; displayed values and growth are calculated: Supports recurring-support scale and manufacturer-coordination constraints, not unrestricted service access.

16. ACI-LAC - Air Traffic in Latin America and the Caribbean Maintains Growth Trajectory with a 5% Increase in 2025
    - Evidence informing base-year allocation inputs; displayed values and growth are calculated: Brazil's xx.xx-million airport-traffic aggregate constrains its demand scale; equipment intensity remains modeled.
    - Evidence informing forecast-year allocation inputs; displayed values and growth are calculated: Brazil's xx.xx-million airport-traffic aggregate constrains its demand scale; equipment intensity remains modeled.
    - Evidence informing base-year allocation inputs; displayed values and growth are calculated: Regional traffic evidence constrains the common country model while leaving uncatalogued activity.
    - Evidence informing forecast-year allocation inputs; displayed values and growth are calculated: Regional traffic evidence constrains the common country model while leaving uncatalogued activity.
17. Eurostat - Air passenger transport statistics, December 2025, Table 1: 2024 country traffic
    - Evidence informing base-year allocation inputs; displayed values and growth are calculated: Traffic primitive.
    - Evidence informing forecast-year allocation inputs; displayed values and growth are calculated: Traffic primitive.
18. Eurostat - Air passenger transport: data by month
    - Evidence informing base-year allocation inputs; displayed values and growth are calculated: Interim country changes inform assumed 2025 bridges; domestic endpoint and expenditure adjustments remain modeled.
    - Evidence informing forecast-year allocation inputs; displayed values and growth are calculated: Interim country changes inform assumed 2025 bridges; domestic endpoint and expenditure adjustments remain modeled.
19. ACI EUROPE - 2025 all about traffic resilience as Europe's airports welcomed an additional 100 million passengers
    - Evidence informing base-year allocation inputs; displayed values and growth are calculated: Country growth heterogeneity constrains the shared European purchasing model.
    - Evidence informing forecast-year allocation inputs; displayed values and growth are calculated: Country growth heterogeneity constrains the shared European purchasing model.
    - Evidence informing base-year allocation inputs; displayed values and growth are calculated: Published Russian weakness constrains, rather than validates, its working scale.
    - Evidence informing forecast-year allocation inputs; displayed values and growth are calculated: Published Russian weakness constrains, rather than validates, its working scale.
    - Evidence informing base-year allocation inputs; displayed values and growth are calculated: Annual growth input to the 2025 bridge.
    - Evidence informing forecast-year allocation inputs; displayed values and growth are calculated: Annual growth input to the 2025 bridge.
20. UK Civil Aviation Authority - UK aviation officially breaks records with over 300m passenger journeys in 2025
    - Evidence informing base-year allocation inputs; displayed values and growth are calculated: The xx.xx-million UK-and-Crown-Dependency headline constrains the modeled UK country traffic bridge.
    - Evidence informing forecast-year allocation inputs; displayed values and growth are calculated: The xx.xx-million UK-and-Crown-Dependency headline constrains the modeled UK country traffic bridge.
21. Fraport - AI for Monitoring Aviation Security, 22 January 2026
    - Evidence informing base-year allocation inputs; displayed values and growth are calculated: Over xx.xx CT scanners and approximately EUR xx.xx cumulative checkpoint investment support a premium installed-mix premise, not annual national revenue.
    - Evidence informing forecast-year allocation inputs; displayed values and growth are calculated: Over xx.xx CT scanners and approximately EUR xx.xx cumulative checkpoint investment support a premium installed-mix premise, not annual national revenue.
    - Evidence informing base-year allocation inputs; displayed values and growth are calculated: Quantified national deployment provides an independent test of heterogeneous European modernization.
    - Evidence informing forecast-year allocation inputs; displayed values and growth are calculated: Quantified national deployment provides an independent test of heterogeneous European modernization.

22. ECAC - Common Evaluation Process of security equipment
    - Evidence informing base-year allocation inputs; displayed values and growth are calculated: Evaluation is not national approval; no uniform cross-country market-access premium is assumed.
    - Evidence informing forecast-year allocation inputs; displayed values and growth are calculated: Evaluation is not national approval; no uniform cross-country market-access premium is assumed.
23. DHMİ - Havayolunda Cumhuriyet Tarihinin Rekoru, 9 January 2026
    - Evidence informing base-year allocation inputs; displayed values and growth are calculated: Supports the traffic rebasing into the captured Middle Eastern parent.
    - Evidence informing forecast-year allocation inputs; displayed values and growth are calculated: Supports the traffic rebasing into the captured Middle Eastern parent.
24. Smiths Detection - DAEP checkpoint screening contract for Dubai International Airport, 7 May 2025
    - Evidence informing base-year allocation inputs; displayed values and growth are calculated: Purchaser-specific award evidence supports a bounded premium-mix premise, not a GCC-wide allocation.
    - Evidence informing forecast-year allocation inputs; displayed values and growth are calculated: Purchaser-specific award evidence supports a bounded premium-mix premise, not a GCC-wide allocation.
25. Airports Company South Africa - Airport statistics
    - Evidence informing base-year allocation inputs; displayed values and growth are calculated: Provides an operating-network commercial anchor for the regional installed-base premise.
    - Evidence informing forecast-year allocation inputs; displayed values and growth are calculated: Provides an operating-network commercial anchor for the regional installed-base premise.
26. CAAC - 2025 Civil Aviation Industry Development Statistical Bulletin, 17 April 2026
    - Evidence informing base-year allocation inputs; displayed values and growth are calculated: Reports xx.xx mainland airport movements and xx.xx transport airports in 2025; the Hong Kong/Macao extension is modeled.
    - Evidence informing forecast-year allocation inputs; displayed values and growth are calculated: Reports xx.xx mainland airport movements and xx.xx transport airports in 2025; the Hong Kong/Macao extension is modeled.
    - Evidence informing base-year allocation inputs; displayed values and growth are calculated: Large-market traffic and airport-network scale constrain the regional demand model.
    - Evidence informing forecast-year allocation inputs; displayed values and growth are calculated: Large-market traffic and airport-network scale constrain the regional demand model.
27. Sydney Airport - Traffic and Operational Performance Q4 2025
    - Evidence informing base-year allocation inputs; displayed values and growth are calculated: Sydney's xx.xx-million traffic and staged xx.xx-lane/six-of-seven-lane deployment constrain national scale and modernization assumptions.
    - Evidence informing forecast-year allocation inputs; displayed values and growth are calculated: Sydney's xx.xx-million traffic and staged xx.xx-lane/six-of-seven-lane deployment constrain national scale and modernization assumptions.
    - Evidence informing base-year allocation inputs; displayed values and growth are calculated: Quantified staged deployment supports regional heterogeneity, not a common modernization timetable.
    - Evidence informing forecast-year allocation inputs; displayed values and growth are calculated: Quantified staged deployment supports regional heterogeneity, not a common modernization timetable.
28. U.S. Senator Michael Bennet - SAFEGUARDS Act announcement, 23 July 2025
    - Evidence informing base-year allocation inputs; displayed values and growth are calculated: The xx.xx-airport and xx.xx-lane national footprint constrains minimum network support; proposed funding is not counted as realized revenue.
    - Evidence informing forecast-year allocation inputs; displayed values and growth are calculated: The xx.xx-airport and xx.xx-lane national footprint constrains minimum network support; proposed funding is not counted as realized revenue.

29. Hold baggage screening upgrade, Dublin and Cork Airports, Ireland
    - Evidence informing base-year allocation inputs; displayed values and growth are calculated: Describes three upgraded hold-baggage systems delivered through separate construction, baggage-integration and advisory appointments, completed in March 2023. Supports integrated-system attribution without assuming a universal single-prime model.
    - Evidence informing forecast-year allocation inputs; displayed values and growth are calculated: Describes three upgraded hold-baggage systems delivered through separate construction, baggage-integration and advisory appointments, completed in March 2023. Supports integrated-system attribution without assuming a universal single-prime model.
30. GAO-12-266 - Checked Baggage Screening: TSA Has Deployed Optimal Systems at the Majority of TSA-Regulated Airports, but Could Strengthen Cost Estimates
    - Evidence informing base-year allocation inputs; displayed values and growth are calculated: Reports xx.xx in-line EDS across xx.xx in-line systems and distinguishes equipment counts from integrated-system counts; supports the historical configuration bridge.
    - Evidence informing forecast-year allocation inputs; displayed values and growth are calculated: Reports xx.xx in-line EDS across xx.xx in-line systems and distinguishes equipment counts from integrated-system counts; supports the historical configuration bridge.

12.2. Checkpoint Lane-Integrated Systems

Table 166. Global Airport Baggage Screening Systems Market Size, by Checkpoint Lane-Integrated Systems, by Region, 2017-2040 (USD Million)

Region	2017	2024	2025	2026	2027	2032	2040	CAGR (%)
Africa	xx.xx	xx.xx	xx.xx	xx.xx	xx.xx	xx.xx	xx.xx	xx.xx
Asia-Pacific	xx.xx	xx.xx	xx.xx	xx.xx	xx.xx	xx.xx	xx.xx	xx.xx
Europe	xx.xx	xx.xx	xx.xx	xx.xx	xx.xx	xx.xx	xx.xx	xx.xx
Latin America	xx.xx	xx.xx	xx.xx	xx.xx	xx.xx	xx.xx	xx.xx	xx.xx
Middle East	xx.xx	xx.xx	xx.xx	xx.xx	xx.xx	xx.xx	xx.xx	xx.xx
North America	xx.xx	xx.xx	xx.xx	xx.xx	xx.xx	xx.xx	xx.xx	xx.xx
Total	**xx.xx**	**xx.xx**	**xx.xx**	**xx.xx**	**xx.xx**	**xx.xx**	**xx.xx**	**xx.xx**

Table 167. Global Airport Baggage Screening Systems Market Size, by Checkpoint Lane-Integrated Systems, by Group, 2017-2040 (USD Million)

Group	2017	2024	2025	2026	2027	2032	2040	CAGR (%)
ASEAN	xx.xx	xx.xx	xx.xx	xx.xx	xx.xx	xx.xx	xx.xx	xx.xx
BRICS	xx.xx	xx.xx	xx.xx	xx.xx	xx.xx	xx.xx	xx.xx	xx.xx
European Union	xx.xx	xx.xx	xx.xx	xx.xx	xx.xx	xx.xx	xx.xx	xx.xx
G7	xx.xx	xx.xx	xx.xx	xx.xx	xx.xx	xx.xx	xx.xx	xx.xx
GCC	xx.xx	xx.xx	xx.xx	xx.xx	xx.xx	xx.xx	xx.xx	xx.xx
NATO	xx.xx	xx.xx	xx.xx	xx.xx	xx.xx	xx.xx	xx.xx	xx.xx

Table 168. Global Airport Baggage Screening Systems Market Size, by Checkpoint Lane-Integrated Systems, by Country, 2017-2040 (USD Million)

Country	2017	2024	2025	2026	2027	2032	2040	CAGR (%)
Australia	xx.xx	xx.xx	xx.xx	xx.xx	xx.xx	xx.xx	xx.xx	xx.xx
Brazil	xx.xx	xx.xx	xx.xx	xx.xx	xx.xx	xx.xx	xx.xx	xx.xx
Canada	xx.xx	xx.xx	xx.xx	xx.xx	xx.xx	xx.xx	xx.xx	xx.xx
China	xx.xx	xx.xx	xx.xx	xx.xx	xx.xx	xx.xx	xx.xx	xx.xx
France	xx.xx	xx.xx	xx.xx	xx.xx	xx.xx	xx.xx	xx.xx	xx.xx
Germany	xx.xx	xx.xx	xx.xx	xx.xx	xx.xx	xx.xx	xx.xx	xx.xx
India	xx.xx	xx.xx	xx.xx	xx.xx	xx.xx	xx.xx	xx.xx	xx.xx
Italy	xx.xx	xx.xx	xx.xx	xx.xx	xx.xx	xx.xx	xx.xx	xx.xx
Japan	xx.xx	xx.xx	xx.xx	xx.xx	xx.xx	xx.xx	xx.xx	xx.xx
Mexico	xx.xx	xx.xx	xx.xx	xx.xx	xx.xx	xx.xx	xx.xx	xx.xx
Russia	xx.xx	xx.xx	xx.xx	xx.xx	xx.xx	xx.xx	xx.xx	xx.xx
South Korea	xx.xx	xx.xx	xx.xx	xx.xx	xx.xx	xx.xx	xx.xx	xx.xx
Spain	xx.xx	xx.xx	xx.xx	xx.xx	xx.xx	xx.xx	xx.xx	xx.xx
United Kingdom	xx.xx	xx.xx	xx.xx	xx.xx	xx.xx	xx.xx	xx.xx	xx.xx
United States	xx.xx	xx.xx	xx.xx	xx.xx	xx.xx	xx.xx	xx.xx	xx.xx
Others	xx.xx	xx.xx	xx.xx	xx.xx	xx.xx	xx.xx	xx.xx	xx.xx
Total	**xx.xx**	**xx.xx**	**xx.xx**	**xx.xx**	**xx.xx**	**xx.xx**	**xx.xx**	**xx.xx**

Sources & Evidence

1. Procurement of Next Generation Security Checkpoint Equipment - Contract Award Notice

   · Taxonomy evidence: The contract concluded October xx.xx 2022 procured an integrated cabin-baggage screening solution combining CT scanners, automated tray return, and central image-processing capability. The award establishes purchased scope, not completed installation. ([sell2wales.gov.wales](https://www.sell2wales.gov.wales/search/show/search_view.aspx?ID=NOV417275))

   · Evidence informing base-year allocation inputs; displayed values and growth are calculated: The October xx.xx 2022 award covers seven systems combining cabin CT, tray return, image processing and deployment responsibilities. It supports integrated purchased scope, not completed delivery or a global sales weight.

   · Evidence informing forecast-year allocation inputs; displayed values and growth are calculated: The October xx.xx 2022 award covers seven systems combining cabin CT, tray return, image processing and deployment responsibilities. It supports integrated purchased scope, not completed delivery or a global sales weight.

2. Advanced Cabin Baggage Screening - Computed Tomography (CT) Implementation Guide
   - Taxonomy evidence: Section xx.xx separately addresses CT integration with automated tray-return systems and automated screening lanes. ([store.aci.aero](https://store.aci.aero/wp-content/uploads/2019/xx.xx/Smart-Security-ACBS-CT-Implementation-Guide-v0.xx.xx.pdf))
   - Evidence informing base-year allocation inputs; displayed values and growth are calculated: Identifies automated tray-return and automated screening-lane integration as commercially distinct configurations; supports the lane-integrated category definition.
   - Evidence informing forecast-year allocation inputs; displayed values and growth are calculated: Identifies automated tray-return and automated screening-lane integration as commercially distinct configurations; supports the lane-integrated category definition.
3. House Report 119-173 - Department of Homeland Security Appropriations Bill, 2026
   - Evidence informing the 2030 market-value input; displayed series and growth include calculations: The aging installed fleet supports replacement demand, but does not establish the forecast's realization dates or annual purchasing rate. ([govinfo.gov](https://www.govinfo.gov/content/pkg/CRPT-119hrpt173/html/CRPT-119hrpt173.htm))
4. GAO-24-106573 - DHS Annual Assessment: Most Programs Are Meeting Current Goals, but Some Continue to Face Cost and Schedule Challenges
   - Evidence informing the 2026 market-value input; displayed series and growth include calculations: Reports plans for xx.xx checkpoint systems and xx.xx increment-one deployments by September 2023; supports an incomplete replacement cycle rather than universal CT adoption. ([gao.gov](https://www.gao.gov/assets/gao-xx.xx-xx.xx.pdf))
   - Evidence informing base-year allocation inputs; displayed values and growth are calculated: Reports xx.xx mid-size and xx.xx full-size systems within xx.xx deployed CT systems; supports differentiated configuration assumptions rather than treating technology adoption as an integration-share observation.
   - Evidence informing forecast-year allocation inputs; displayed values and growth are calculated: Reports xx.xx mid-size and xx.xx full-size systems within xx.xx deployed CT systems; supports differentiated configuration assumptions rather than treating technology adoption as an integration-share observation.

5. Global Airport Passenger Traffic Reaches Record 9.8 Billion in 2025, Airports Council International World reports
   - Evidence informing the 2026 market-value input; displayed series and growth include calculations: Reports cooling passenger-growth momentum in 2026, supporting moderation of traffic-driven equipment expansion despite continuing replacement demand. ([aci.aero](https://aci.aero/2026/xx.xx/xx.xx/global-airport-passenger-traffic-reaches-record-xx.xx-xx.xx-billion-in-2025-airports-council-international-world-reports/))
   - Evidence informing base-year allocation inputs; displayed values and growth are calculated: Full-year 2025 traffic weakness qualifies the mature-market expansion assumption.
   - Evidence informing forecast-year allocation inputs; displayed values and growth are calculated: Full-year 2025 traffic weakness qualifies the mature-market expansion assumption.
   - Evidence informing base-year allocation inputs; displayed values and growth are calculated: Full-year growth provides a regional direction check, not an equipment-share observation.
   - Evidence informing forecast-year allocation inputs; displayed values and growth are calculated: Full-year growth provides a regional direction check, not an equipment-share observation.
   - Evidence informing base-year allocation inputs; displayed values and growth are calculated: Full-year traffic growth constrains the regional demand premise.
   - Evidence informing forecast-year allocation inputs; displayed values and growth are calculated: Full-year traffic growth constrains the regional demand premise.
   - Evidence informing forecast-year allocation inputs; displayed values and growth are calculated: The reported first-half 2026 decline of xx.xx% constrains the recovery scenario.
   - Evidence informing base-year allocation inputs; displayed values and growth are calculated: Reported 2025 growth provides a demand-direction check; procurement intensity remains assumed.
   - Evidence informing forecast-year allocation inputs; displayed values and growth are calculated: Reported 2025 growth provides a demand-direction check; procurement intensity remains assumed.
   - Evidence informing base-year allocation inputs; displayed values and growth are calculated: Reported traffic momentum supports differentiated demand, not the final modeled forecast share.
   - Evidence informing forecast-year allocation inputs; displayed values and growth are calculated: Reported traffic momentum supports differentiated demand, not the final modeled forecast share.
6. Smiths Group PLC - Full Year Results for the 12 Months Ended 31 July 2025
   - Evidence informing the 2024 market-value input; displayed series and growth include calculations: Discloses aviation original-equipment revenue of xx.xx and aftermarket revenue of xx.xx for FY2024; supplies historical cycle proxies. ([www-live.smiths.com](https://www-live.smiths.com/media/snqpxwkd/smiths-group-plc-annual-results-2025-press-release.pdf))
   - Evidence informing the 2027 market-value input; displayed series and growth include calculations: Reports approximately xx.xx cumulative CTiX sales and continuing aviation upgrade demand; supports replacement activity, not an observed global forecast. ([www-live.smiths.com](https://www-live.smiths.com/media/snqpxwkd/smiths-group-plc-annual-results-2025-press-release.pdf))
   - Evidence informing forecast-year allocation inputs; displayed values and growth are calculated: FY2025 aviation original-equipment organic growth of xx.xx% and approximately xx.xx cumulative CTiX sales constrain modernization assumptions, but do not directly measure integrated-lane penetration.
7. Smiths Group PLC - Annual Report & Accounts FY2023
   - Evidence informing the 2022 market-value input; displayed series and growth include calculations: Reports FY2022 aviation original-equipment revenue of xx.xx, used as a dimensionless historical capital-cycle proxy. ([www-live.smiths.com](https://www-live.smiths.com/media/phjp1j44/smiths-annual-report-2023.pdf))
   - Evidence informing the 2023 market-value input; displayed series and growth include calculations: Reports FY2023 aviation original-equipment revenue of xx.xx and aftermarket revenue of xx.xx; supports the modeled recovery direction. ([www-live.smiths.com](https://www-live.smiths.com/media/phjp1j44/smiths-annual-report-2023.pdf))

8. Smiths Group PLC - Annual Report FY2022
   - Evidence informing the 2021 market-value input; displayed series and growth include calculations: Reports FY2021 aviation revenue of xx.xx, providing a historical purchasing-cycle reference rather than a global observation. ([www-live.smiths.com](https://www-live.smiths.com/media/xjvdpblr/smiths-annual-report-2022-report.pdf))
   - Evidence informing the 2022 market-value input; displayed series and growth include calculations: Reports FY2022 aviation revenue of xx.xx and continued weakness in aviation original equipment; supports a delayed capital-spending trough. ([www-live.smiths.com](https://www-live.smiths.com/media/xjvdpblr/smiths-annual-report-2022-report.pdf))
9. Smiths Group PLC - Annual Results for the Year Ended 31 July 2019
   - Evidence informing the 2018 market-value input; displayed series and growth include calculations: Reports FY2018 aviation revenue of xx.xx, supplying the historical comparison underlying the backcast. ([smiths.com](https://www.smiths.com/media/u4wla1bw/smiths-group-plc-annual-results-2019-press-release.pdf))
   - Evidence informing the 2019 market-value input; displayed series and growth include calculations: Reports FY2019 aviation revenue of xx.xx and customer delivery deferrals, qualifying a traffic-only growth model. ([smiths.com](https://www.smiths.com/media/u4wla1bw/smiths-group-plc-annual-results-2019-press-release.pdf))
   - Evidence informing the 2020 market-value input; displayed series and growth include calculations: Identifies deliveries deferred into FY2020; supports the possibility of backlog-supported spending despite a contemporaneous traffic shock, not the exact modeled growth rate. ([smiths.com](https://www.smiths.com/media/u4wla1bw/smiths-group-plc-annual-results-2019-press-release.pdf))
10. ACI World - The High-Wire Balancing Act: Global Air Transport Demand in 2018 and 2019
    - Evidence informing the 2017 market-value input; displayed series and growth include calculations: Reports xx.xx airport passengers and xx.xx% growth in 2018; the growth observation informs the 2017 backcast bridge. ([blog.aci.aero](https://blog.aci.aero/airport-economics/the-high-wire-balancing-act-global-air-transport-demand-in-2018-and-2019/))
    - Evidence informing the 2018 market-value input; displayed series and growth include calculations: Provides the observed 2018 traffic-growth reference, not an equipment-market growth observation. ([blog.aci.aero](https://blog.aci.aero/airport-economics/the-high-wire-balancing-act-global-air-transport-demand-in-2018-and-2019/))
11. ICAO A42-WP/556 - State of the Industry and Outlook for Airport Traffic, Presented by ACI
    - Evidence informing the 2020 market-value input; displayed series and growth include calculations: Records the collapse from xx.xx airport passengers in 2019 to xx.xx in 2020; constrains the shock and funding-risk interpretation. ([icao.int](https://www.icao.int/sites/default/files/Meetings/a42/Documents/WP/wp_556_en.pdf))
    - Evidence informing the 2021 market-value input; displayed series and growth include calculations: Reports xx.xx airport passengers in 2021, supporting a prolonged funding and activity shock. ([icao.int](https://www.icao.int/sites/default/files/Meetings/a42/Documents/WP/wp_556_en.pdf))
    - Evidence informing the 2023 market-value input; displayed series and growth include calculations: Reports xx.xx airport passengers in 2023; traffic recovery is distinguished from equipment purchasing. ([icao.int](https://www.icao.int/sites/default/files/Meetings/a42/Documents/WP/wp_556_en.pdf))
    - Evidence informing the 2024 market-value input; displayed series and growth include calculations: Reports xx.xx airport passengers in 2024, providing a demand recovery cross-check. ([icao.int](https://www.icao.int/sites/default/files/Meetings/a42/Documents/WP/wp_556_en.pdf))

12. Port of Seattle - Baggage Handling System Optimization
    - Evidence informing the 2029 market-value input; displayed series and growth include calculations: Seattle plans to consolidate six baggage-screening systems, increase supported passenger capacity, and reduce screening-machine demand. Supports integration spending without one-for-one detector growth. ([portseattle.org](https://www.portseattle.org/projects/baggage-handling-system-optimization))
    - Evidence informing the 2032 market-value input; displayed series and growth include calculations: The consolidation example constrains equipment-volume assumptions; its whole baggage-handling project value is excluded from market sizing. ([portseattle.org](https://www.portseattle.org/projects/baggage-handling-system-optimization))
    - Evidence informing the 2040 market-value input; displayed series and growth include calculations: Provides a commercial counterexample to extrapolating passenger growth directly into machine counts throughout the long-range forecast. ([portseattle.org](https://www.portseattle.org/projects/baggage-handling-system-optimization))
13. Smiths Group PLC - Half Year Results for the Six Months Ended 31 January 2026
    - Evidence informing the 2026 market-value input; displayed series and growth include calculations: Reports xx.xx% organic growth for Smiths Detection in HY2026, with aviation checkpoint upgrades contributing. Supports a positive 2026 nowcast, not a directly observed global growth rate. ([www-live.smiths.com](https://www-live.smiths.com/media/villk35h/smiths-hy26-results-press-release.pdf))
14. ACI World - Biannual global air travel demand update, 30 September 2025
    - Evidence informing base-year allocation inputs; displayed values and growth are calculated: Regional traffic-scale input; geographic rebasing and spending intensities are modeled.
    - Evidence informing forecast-year allocation inputs; displayed values and growth are calculated: Regional traffic-scale input; geographic rebasing and spending intensities are modeled.
    - Evidence informing base-year allocation inputs; displayed values and growth are calculated: Regional traffic-scale input; Mexico is reassigned to its captured North American parent.
    - Evidence informing forecast-year allocation inputs; displayed values and growth are calculated: Regional traffic-scale input; Mexico is reassigned to its captured North American parent.
    - Evidence informing base-year allocation inputs; displayed values and growth are calculated: Regional traffic-scale input; source membership differs from the captured hierarchy.
    - Evidence informing forecast-year allocation inputs; displayed values and growth are calculated: Regional traffic-scale input; source membership differs from the captured hierarchy.
    - Evidence informing base-year allocation inputs; displayed values and growth are calculated: Regional traffic-scale input before the modeled Turkey and Israel bridge.
    - Evidence informing forecast-year allocation inputs; displayed values and growth are calculated: Regional traffic-scale input before the modeled Turkey and Israel bridge.
    - Evidence informing base-year allocation inputs; displayed values and growth are calculated: The xx.xx-million 2025 traffic estimate constrains the regional demand proxy, not equipment spending.
    - Evidence informing forecast-year allocation inputs; displayed values and growth are calculated: The xx.xx-million 2025 traffic estimate constrains the regional demand proxy, not equipment spending.
    - Evidence informing base-year allocation inputs; displayed values and growth are calculated: The xx.xx-billion 2025 traffic estimate constrains regional scale; forecast purchasing convergence is assumed.
    - Evidence informing forecast-year allocation inputs; displayed values and growth are calculated: The xx.xx-billion 2025 traffic estimate constrains regional scale; forecast purchasing convergence is assumed.

15. CATSA - 2025 Annual Report, Management's Discussion and Analysis
    - Evidence informing base-year allocation inputs; displayed values and growth are calculated: C$xx.xx EDS capital expenditure constrains the Canadian expenditure calibration; baggage attribution is modeled.
    - Evidence informing forecast-year allocation inputs; displayed values and growth are calculated: C$xx.xx EDS capital expenditure constrains the Canadian expenditure calibration; baggage attribution is modeled.
    - Evidence informing base-year allocation inputs; displayed values and growth are calculated: Buyer-spending calibration supports a premium regional equipment/support intensity, not an observed regional share.
    - Evidence informing forecast-year allocation inputs; displayed values and growth are calculated: Buyer-spending calibration supports a premium regional equipment/support intensity, not an observed regional share.
16. Leidos - Leidos wins TSA logistics contract, 23 January 2025
    - Evidence informing base-year allocation inputs; displayed values and growth are calculated: The eight-year, USD xx.xx maximum sustainment award covers xx.xx units at over xx.xx locations; scope and realization adjustments are modeled.
    - Evidence informing forecast-year allocation inputs; displayed values and growth are calculated: The eight-year, USD xx.xx maximum sustainment award covers xx.xx units at over xx.xx locations; scope and realization adjustments are modeled.
    - Evidence informing base-year allocation inputs; displayed values and growth are calculated: Supports recurring-support scale and manufacturer-coordination constraints, not unrestricted service access.
    - Evidence informing forecast-year allocation inputs; displayed values and growth are calculated: Supports recurring-support scale and manufacturer-coordination constraints, not unrestricted service access.
17. ACI-LAC - Air Traffic in Latin America and the Caribbean Maintains Growth Trajectory with a 5% Increase in 2025
    - Evidence informing base-year allocation inputs; displayed values and growth are calculated: Brazil's xx.xx-million airport-traffic aggregate constrains its demand scale; equipment intensity remains modeled.
    - Evidence informing forecast-year allocation inputs; displayed values and growth are calculated: Brazil's xx.xx-million airport-traffic aggregate constrains its demand scale; equipment intensity remains modeled.
    - Evidence informing base-year allocation inputs; displayed values and growth are calculated: Regional traffic evidence constrains the common country model while leaving uncatalogued activity.
    - Evidence informing forecast-year allocation inputs; displayed values and growth are calculated: Regional traffic evidence constrains the common country model while leaving uncatalogued activity.
18. Eurostat - Air passenger transport statistics, December 2025, Table 1: 2024 country traffic
    - Evidence informing base-year allocation inputs; displayed values and growth are calculated: Traffic primitive.
    - Evidence informing forecast-year allocation inputs; displayed values and growth are calculated: Traffic primitive.
19. Eurostat - Air passenger transport: data by month
    - Evidence informing base-year allocation inputs; displayed values and growth are calculated: Interim country changes inform assumed 2025 bridges; domestic endpoint and expenditure adjustments remain modeled.
    - Evidence informing forecast-year allocation inputs; displayed values and growth are calculated: Interim country changes inform assumed 2025 bridges; domestic endpoint and expenditure adjustments remain modeled.

20. ACI EUROPE - 2025 all about traffic resilience as Europe's airports welcomed an additional 100 million passengers
- Evidence informing base-year allocation inputs; displayed values and growth are calculated: Country growth heterogeneity constrains the shared European purchasing model.
- Evidence informing forecast-year allocation inputs; displayed values and growth are calculated: Country growth heterogeneity constrains the shared European purchasing model.
- Evidence informing base-year allocation inputs; displayed values and growth are calculated: Published Russian weakness constrains, rather than validates, its working scale.
- Evidence informing forecast-year allocation inputs; displayed values and growth are calculated: Published Russian weakness constrains, rather than validates, its working scale.
- Evidence informing base-year allocation inputs; displayed values and growth are calculated: Annual growth input to the 2025 bridge.
- Evidence informing forecast-year allocation inputs; displayed values and growth are calculated: Annual growth input to the 2025 bridge.

21. UK Civil Aviation Authority - UK aviation officially breaks records with over 300m passenger journeys in 2025
- Evidence informing base-year allocation inputs; displayed values and growth are calculated: The xx.xx-million UK-and-Crown-Dependency headline constrains the modeled UK country traffic bridge.
- Evidence informing forecast-year allocation inputs; displayed values and growth are calculated: The xx.xx-million UK-and-Crown-Dependency headline constrains the modeled UK country traffic bridge.

22. Fraport - AI for Monitoring Aviation Security, 22 January 2026
- Evidence informing base-year allocation inputs; displayed values and growth are calculated: Over xx.xx CT scanners and approximately EUR xx.xx cumulative checkpoint investment support a premium installed-mix premise, not annual national revenue.
- Evidence informing forecast-year allocation inputs; displayed values and growth are calculated: Over xx.xx CT scanners and approximately EUR xx.xx cumulative checkpoint investment support a premium installed-mix premise, not annual national revenue.
- Evidence informing base-year allocation inputs; displayed values and growth are calculated: Quantified national deployment provides an independent test of heterogeneous European modernization.
- Evidence informing forecast-year allocation inputs; displayed values and growth are calculated: Quantified national deployment provides an independent test of heterogeneous European modernization.

23. ECAC - Common Evaluation Process of security equipment
- Evidence informing base-year allocation inputs; displayed values and growth are calculated: Evaluation is not national approval; no uniform cross-country market-access premium is assumed.
- Evidence informing forecast-year allocation inputs; displayed values and growth are calculated: Evaluation is not national approval; no uniform cross-country market-access premium is assumed.

24. DHMİ - Havayolunda Cumhuriyet Tarihinin Rekoru, 9 January 2026
- Evidence informing base-year allocation inputs; displayed values and growth are calculated: Supports the traffic rebasing into the captured Middle Eastern parent.
- Evidence informing forecast-year allocation inputs; displayed values and growth are calculated: Supports the traffic rebasing into the captured Middle Eastern parent.

25. Smiths Detection - DAEP checkpoint screening contract for Dubai International Airport, 7 May 2025
- Evidence informing base-year allocation inputs; displayed values and growth are calculated: Purchaser-specific award evidence supports a bounded premium-mix premise, not a GCC-wide allocation.
- Evidence informing forecast-year allocation inputs; displayed values and growth are calculated: Purchaser-specific award evidence supports a bounded premium-mix premise, not a GCC-wide allocation.

26. Airports Company South Africa - Airport statistics
- Evidence informing base-year allocation inputs; displayed values and growth are calculated: Provides an operating-network commercial anchor for the regional installed-base premise.
- Evidence informing forecast-year allocation inputs; displayed values and growth are calculated: Provides an operating-network commercial anchor for the regional installed-base premise.

27. CAAC - 2025 Civil Aviation Industry Development Statistical Bulletin, 17 April 2026
    - Evidence informing base-year allocation inputs; displayed values and growth are calculated: Reports xx.xx mainland airport movements and xx.xx transport airports in 2025; the Hong Kong/Macao extension is modeled.
    - Evidence informing forecast-year allocation inputs; displayed values and growth are calculated: Reports xx.xx mainland airport movements and xx.xx transport airports in 2025; the Hong Kong/Macao extension is modeled.
    - Evidence informing base-year allocation inputs; displayed values and growth are calculated: Large-market traffic and airport-network scale constrain the regional demand model.
    - Evidence informing forecast-year allocation inputs; displayed values and growth are calculated: Large-market traffic and airport-network scale constrain the regional demand model.
28. Sydney Airport - Traffic and Operational Performance Q4 2025
    - Evidence informing base-year allocation inputs; displayed values and growth are calculated: Sydney's xx.xx-million traffic and staged xx.xx-lane/six-of-seven-lane deployment constrain national scale and modernization assumptions.
    - Evidence informing forecast-year allocation inputs; displayed values and growth are calculated: Sydney's xx.xx-million traffic and staged xx.xx-lane/six-of-seven-lane deployment constrain national scale and modernization assumptions.
    - Evidence informing base-year allocation inputs; displayed values and growth are calculated: Quantified staged deployment supports regional heterogeneity, not a common modernization timetable.
    - Evidence informing forecast-year allocation inputs; displayed values and growth are calculated: Quantified staged deployment supports regional heterogeneity, not a common modernization timetable.
29. U.S. Senator Michael Bennet - SAFEGUARDS Act announcement, 23 July 2025
    - Evidence informing base-year allocation inputs; displayed values and growth are calculated: The xx.xx-airport and xx.xx-lane national footprint constrains minimum network support; proposed funding is not counted as realized revenue.
    - Evidence informing forecast-year allocation inputs; displayed values and growth are calculated: The xx.xx-airport and xx.xx-lane national footprint constrains minimum network support; proposed funding is not counted as realized revenue.
30. Smiths Detection selected as security technology provider to International Airport Heraklion Crete
    - Evidence informing base-year allocation inputs; displayed values and growth are calculated: The September xx.xx 2025 announcement identifies eight cabin CT scanners and eight automated tray-return systems for Heraklion, with installation planned across late 2025 and mid-2026; supports ongoing integrated procurement, not realized annual revenue.
    - Evidence informing forecast-year allocation inputs; displayed values and growth are calculated: The September xx.xx 2025 announcement identifies eight cabin CT scanners and eight automated tray-return systems for Heraklion, with installation planned across late 2025 and mid-2026; supports ongoing integrated procurement, not realized annual revenue.

12.3. Standalone Screening Systems

Table 169. Global Airport Baggage Screening Systems Market Size, by Standalone Screening Systems, by Region, 2017-2040 (USD Million)

Region	2017	2024	2025	2026	2027	2032	2040	CAGR (%)
Africa	xx.xx	xx.xx	xx.xx	xx.xx	xx.xx	xx.xx	xx.xx	xx.xx
Asia-Pacific	xx.xx	xx.xx	xx.xx	xx.xx	xx.xx	xx.xx	xx.xx	xx.xx
Europe	xx.xx	xx.xx	xx.xx	xx.xx	xx.xx	xx.xx	xx.xx	xx.xx
Latin America	xx.xx	xx.xx	xx.xx	xx.xx	xx.xx	xx.xx	xx.xx	xx.xx
Middle East	xx.xx	xx.xx	xx.xx	xx.xx	xx.xx	xx.xx	xx.xx	xx.xx
North America	xx.xx	xx.xx	xx.xx	xx.xx	xx.xx	xx.xx	xx.xx	xx.xx
Total	**xx.xx**	**xx.xx**	**xx.xx**	**xx.xx**	**xx.xx**	**xx.xx**	**xx.xx**	**xx.xx**

Table 170. Global Airport Baggage Screening Systems Market Size, by Standalone Screening Systems, by Group, 2017-2040 (USD Million)

Group	2017	2024	2025	2026	2027	2032	2040	CAGR (%)
ASEAN	xx.xx	xx.xx	xx.xx	xx.xx	xx.xx	xx.xx	xx.xx	xx.xx
BRICS	xx.xx	xx.xx	xx.xx	xx.xx	xx.xx	xx.xx	xx.xx	xx.xx
European Union	xx.xx	xx.xx	xx.xx	xx.xx	xx.xx	xx.xx	xx.xx	xx.xx
G7	xx.xx	xx.xx	xx.xx	xx.xx	xx.xx	xx.xx	xx.xx	xx.xx
GCC	xx.xx	xx.xx	xx.xx	xx.xx	xx.xx	xx.xx	xx.xx	xx.xx
NATO	xx.xx	xx.xx	xx.xx	xx.xx	xx.xx	xx.xx	xx.xx	xx.xx

Table 171. Global Airport Baggage Screening Systems Market Size, by Standalone Screening Systems, by Country, 2017-2040 (USD Million)

Country	2017	2024	2025	2026	2027	2032	2040	CAGR (%)
Australia	xx.xx	xx.xx	xx.xx	xx.xx	xx.xx	xx.xx	xx.xx	xx.xx
Brazil	xx.xx	xx.xx	xx.xx	xx.xx	xx.xx	xx.xx	xx.xx	xx.xx
Canada	xx.xx	xx.xx	xx.xx	xx.xx	xx.xx	xx.xx	xx.xx	xx.xx
China	xx.xx	xx.xx	xx.xx	xx.xx	xx.xx	xx.xx	xx.xx	xx.xx
France	xx.xx	xx.xx	xx.xx	xx.xx	xx.xx	xx.xx	xx.xx	xx.xx
Germany	xx.xx	xx.xx	xx.xx	xx.xx	xx.xx	xx.xx	xx.xx	xx.xx
India	xx.xx	xx.xx	xx.xx	xx.xx	xx.xx	xx.xx	xx.xx	xx.xx
Italy	xx.xx	xx.xx	xx.xx	xx.xx	xx.xx	xx.xx	xx.xx	xx.xx
Japan	xx.xx	xx.xx	xx.xx	xx.xx	xx.xx	xx.xx	xx.xx	xx.xx
Mexico	xx.xx	xx.xx	xx.xx	xx.xx	xx.xx	xx.xx	xx.xx	xx.xx
Russia	xx.xx	xx.xx	xx.xx	xx.xx	xx.xx	xx.xx	xx.xx	xx.xx
South Korea	xx.xx	xx.xx	xx.xx	xx.xx	xx.xx	xx.xx	xx.xx	xx.xx
Spain	xx.xx	xx.xx	xx.xx	xx.xx	xx.xx	xx.xx	xx.xx	xx.xx
United Kingdom	xx.xx	xx.xx	xx.xx	xx.xx	xx.xx	xx.xx	xx.xx	xx.xx
United States	xx.xx	xx.xx	xx.xx	xx.xx	xx.xx	xx.xx	xx.xx	xx.xx
Others	xx.xx	xx.xx	xx.xx	xx.xx	xx.xx	xx.xx	xx.xx	xx.xx
Total	**xx.xx**	**xx.xx**	**xx.xx**	**xx.xx**	**xx.xx**	**xx.xx**	**xx.xx**	**xx.xx**

Sources & Evidence

1. Advanced Cabin Baggage Screening - Computed Tomography (CT) Implementation Guide

   · Taxonomy evidence: Section xx.xx explicitly discusses a standalone CT configuration, including equipment-local entry and exit conveyors; standalone therefore does not mean conveyor-free. ([store.aci.aero](https://store.aci.aero/wp-content/uploads/2019/xx.xx/Smart-Security-ACBS-CT-Implementation-Guide-v0.xx.xx.pdf))

   · Evidence informing base-year allocation inputs; displayed values and growth are calculated: Distinguishes standalone CT, including equipment-local conveyance, from integrated screening-lane configurations; supports attribution boundaries, not a revenue weight.

   · Evidence informing forecast-year allocation inputs; displayed values and growth are calculated: Distinguishes standalone CT, including equipment-local conveyance, from integrated screening-lane configurations; supports attribution boundaries, not a revenue weight.

2. Checked Baggage Screening: TSA Has Deployed Optimal Systems at the Majority of TSA-Regulated Airports, but Could Strengthen Cost Estimates

   · Taxonomy evidence: The review describes stand-alone screening machines in airport lobbies or ticketing areas as distinct from integrated in-line installations. ([gao.gov](https://www.gao.gov/products/gao-xx.xx-xx.xx))

3. House Report 119-173 - Department of Homeland Security Appropriations Bill, 2026
   - Evidence informing the 2030 market-value input; displayed series and growth include calculations: The aging installed fleet supports replacement demand, but does not establish the forecast's realization dates or annual purchasing rate. ([govinfo.gov](https://www.govinfo.gov/content/pkg/CRPT-119hrpt173/html/CRPT-119hrpt173.htm))
4. GAO-24-106573 - DHS Annual Assessment: Most Programs Are Meeting Current Goals, but Some Continue to Face Cost and Schedule Challenges
   - Evidence informing the 2026 market-value input; displayed series and growth include calculations: Reports plans for xx.xx checkpoint systems and xx.xx increment-one deployments by September 2023; supports an incomplete replacement cycle rather than universal CT adoption. ([gao.gov](https://www.gao.gov/assets/gao-xx.xx-xx.xx.pdf))
   - Evidence informing base-year allocation inputs; displayed values and growth are calculated: Reports a September 2023 U.S. CT cohort containing xx.xx AT/CT and xx.xx base systems, providing counterevidence to assigning all CT activity automatically to integrated lanes.
   - Evidence informing forecast-year allocation inputs; displayed values and growth are calculated: Reports a September 2023 U.S. CT cohort containing xx.xx AT/CT and xx.xx base systems, providing counterevidence to assigning all CT activity automatically to integrated lanes.
5. Global Airport Passenger Traffic Reaches Record 9.8 Billion in 2025, Airports Council International World reports
   - Evidence informing the 2026 market-value input; displayed series and growth include calculations: Reports cooling passenger-growth momentum in 2026, supporting moderation of traffic-driven equipment expansion despite continuing replacement demand. ([aci.aero](https://aci.aero/2026/xx.xx/xx.xx/global-airport-passenger-traffic-reaches-record-xx.xx-xx.xx-billion-in-2025-airports-council-international-world-reports/))
   - Evidence informing base-year allocation inputs; displayed values and growth are calculated: Full-year 2025 traffic weakness qualifies the mature-market expansion assumption.
   - Evidence informing forecast-year allocation inputs; displayed values and growth are calculated: Full-year 2025 traffic weakness qualifies the mature-market expansion assumption.
   - Evidence informing base-year allocation inputs; displayed values and growth are calculated: Full-year growth provides a regional direction check, not an equipment-share observation.
   - Evidence informing forecast-year allocation inputs; displayed values and growth are calculated: Full-year growth provides a regional direction check, not an equipment-share observation.
   - Evidence informing base-year allocation inputs; displayed values and growth are calculated: Full-year traffic growth constrains the regional demand premise.
   - Evidence informing forecast-year allocation inputs; displayed values and growth are calculated: Full-year traffic growth constrains the regional demand premise.
   - Evidence informing forecast-year allocation inputs; displayed values and growth are calculated: The reported first-half 2026 decline of xx.xx% constrains the recovery scenario.
   - Evidence informing base-year allocation inputs; displayed values and growth are calculated: Reported 2025 growth provides a demand-direction check; procurement intensity remains assumed.
   - Evidence informing forecast-year allocation inputs; displayed values and growth are calculated: Reported 2025 growth provides a demand-direction check; procurement intensity remains assumed.
   - Evidence informing base-year allocation inputs; displayed values and growth are calculated: Reported traffic momentum supports differentiated demand, not the final modeled forecast share.
   - Evidence informing forecast-year allocation inputs; displayed values and growth are calculated: Reported traffic momentum supports differentiated demand, not the final modeled forecast share.

6. Smiths Group PLC - Full Year Results for the 12 Months Ended 31 July 2025
   · Evidence informing the 2024 market-value input; displayed series and growth include calculations: Discloses aviation original-equipment revenue of xx.xx and aftermarket revenue of xx.xx for FY2024; supplies historical cycle proxies. ([www-live.smiths.com](https://www-live.smiths.com/media/snqpxwkd/smiths-group-plc-annual-results-2025-press-release.pdf))
   · Evidence informing the 2027 market-value input; displayed series and growth include calculations: Reports approximately xx.xx cumulative CTiX sales and continuing aviation upgrade demand; supports replacement activity, not an observed global forecast. ([www-live.smiths.com](https://www-live.smiths.com/media/snqpxwkd/smiths-group-plc-annual-results-2025-press-release.pdf))
   · Evidence informing forecast-year allocation inputs; displayed values and growth are calculated: Reported checkpoint modernization provides a commercial reason to model substitution from discrete legacy offerings; the filing does not disclose standalone configuration revenue.
7. Smiths Group PLC - Annual Report & Accounts FY2023
   · Evidence informing the 2022 market-value input; displayed series and growth include calculations: Reports FY2022 aviation original-equipment revenue of xx.xx, used as a dimensionless historical capital-cycle proxy. ([www-live.smiths.com](https://www-live.smiths.com/media/phjp1j44/smiths-annual-report-2023.pdf))
   · Evidence informing the 2023 market-value input; displayed series and growth include calculations: Reports FY2023 aviation original-equipment revenue of xx.xx and aftermarket revenue of xx.xx; supports the modeled recovery direction. ([www-live.smiths.com](https://www-live.smiths.com/media/phjp1j44/smiths-annual-report-2023.pdf))
8. Smiths Group PLC - Annual Report FY2022
   · Evidence informing the 2021 market-value input; displayed series and growth include calculations: Reports FY2021 aviation revenue of xx.xx, providing a historical purchasing-cycle reference rather than a global observation. ([www-live.smiths.com](https://www-live.smiths.com/media/xjvdpblr/smiths-annual-report-2022-report.pdf))
   · Evidence informing the 2022 market-value input; displayed series and growth include calculations: Reports FY2022 aviation revenue of xx.xx and continued weakness in aviation original equipment; supports a delayed capital-spending trough. ([www-live.smiths.com](https://www-live.smiths.com/media/xjvdpblr/smiths-annual-report-2022-report.pdf))
9. Smiths Group PLC - Annual Results for the Year Ended 31 July 2019
   · Evidence informing the 2018 market-value input; displayed series and growth include calculations: Reports FY2018 aviation revenue of xx.xx, supplying the historical comparison underlying the backcast. ([smiths.com](https://www.smiths.com/media/u4wla1bw/smiths-group-plc-annual-results-2019-press-release.pdf))
   · Evidence informing the 2019 market-value input; displayed series and growth include calculations: Reports FY2019 aviation revenue of xx.xx and customer delivery deferrals, qualifying a traffic-only growth model. ([smiths.com](https://www.smiths.com/media/u4wla1bw/smiths-group-plc-annual-results-2019-press-release.pdf))
   · Evidence informing the 2020 market-value input; displayed series and growth include calculations: Identifies deliveries deferred into FY2020; supports the possibility of backlog-supported spending despite a contemporaneous traffic shock, not the exact modeled growth rate. ([smiths.com](https://www.smiths.com/media/u4wla1bw/smiths-group-plc-annual-results-2019-press-release.pdf))
10. ACI World - The High-Wire Balancing Act: Global Air Transport Demand in 2018 and 2019
   · Evidence informing the 2017 market-value input; displayed series and growth include calculations: Reports xx.xx airport passengers and xx.xx% growth in 2018; the growth observation informs the 2017 backcast bridge. ([blog.aci.aero](https://blog.aci.aero/airport-economics/the-high-wire-balancing-act-global-air-transport-demand-in-2018-and-2019/))
   · Evidence informing the 2018 market-value input; displayed series and growth include calculations: Provides the observed 2018 traffic-growth reference, not an equipment-market growth observation. ([blog.aci.aero](https://blog.aci.aero/airport-economics/the-high-wire-balancing-act-global-air-transport-demand-in-2018-and-2019/))

11. ICAO A42-WP/556 - State of the Industry and Outlook for Airport Traffic, Presented by ACI
    - Evidence informing the 2020 market-value input; displayed series and growth include calculations: Records the collapse from xx.xx airport passengers in 2019 to xx.xx in 2020; constrains the shock and funding-risk interpretation. ([icao.int](https://www.icao.int/sites/default/files/Meetings/a42/Documents/WP/wp_556_en.pdf))
    - Evidence informing the 2021 market-value input; displayed series and growth include calculations: Reports xx.xx airport passengers in 2021, supporting a prolonged funding and activity shock. ([icao.int](https://www.icao.int/sites/default/files/Meetings/a42/Documents/WP/wp_556_en.pdf))
    - Evidence informing the 2023 market-value input; displayed series and growth include calculations: Reports xx.xx airport passengers in 2023; traffic recovery is distinguished from equipment purchasing. ([icao.int](https://www.icao.int/sites/default/files/Meetings/a42/Documents/WP/wp_556_en.pdf))
    - Evidence informing the 2024 market-value input; displayed series and growth include calculations: Reports xx.xx airport passengers in 2024, providing a demand recovery cross-check. ([icao.int](https://www.icao.int/sites/default/files/Meetings/a42/Documents/WP/wp_556_en.pdf))
12. Port of Seattle - Baggage Handling System Optimization
    - Evidence informing the 2029 market-value input; displayed series and growth include calculations: Seattle plans to consolidate six baggage-screening systems, increase supported passenger capacity, and reduce screening-machine demand. Supports integration spending without one-for-one detector growth. ([portseattle.org](https://www.portseattle.org/projects/baggage-handling-system-optimization))
    - Evidence informing the 2032 market-value input; displayed series and growth include calculations: The consolidation example constrains equipment-volume assumptions; its whole baggage-handling project value is excluded from market sizing. ([portseattle.org](https://www.portseattle.org/projects/baggage-handling-system-optimization))
    - Evidence informing the 2040 market-value input; displayed series and growth include calculations: Provides a commercial counterexample to extrapolating passenger growth directly into machine counts throughout the long-range forecast. ([portseattle.org](https://www.portseattle.org/projects/baggage-handling-system-optimization))
13. Smiths Group PLC - Half Year Results for the Six Months Ended 31 January 2026
    - Evidence informing the 2026 market-value input; displayed series and growth include calculations: Reports xx.xx% organic growth for Smiths Detection in HY2026, with aviation checkpoint upgrades contributing. Supports a positive 2026 nowcast, not a directly observed global growth rate. ([www-live.smiths.com](https://www-live.smiths.com/media/villk35h/smiths-hy26-results-press-release.pdf))

14. ACI World - Biannual global air travel demand update, 30 September 2025
    - Evidence informing base-year allocation inputs; displayed values and growth are calculated: Regional traffic-scale input; geographic rebasing and spending intensities are modeled.
    - Evidence informing forecast-year allocation inputs; displayed values and growth are calculated: Regional traffic-scale input; geographic rebasing and spending intensities are modeled.
    - Evidence informing base-year allocation inputs; displayed values and growth are calculated: Regional traffic-scale input; Mexico is reassigned to its captured North American parent.
    - Evidence informing forecast-year allocation inputs; displayed values and growth are calculated: Regional traffic-scale input; Mexico is reassigned to its captured North American parent.
    - Evidence informing base-year allocation inputs; displayed values and growth are calculated: Regional traffic-scale input; source membership differs from the captured hierarchy.
    - Evidence informing forecast-year allocation inputs; displayed values and growth are calculated: Regional traffic-scale input; source membership differs from the captured hierarchy.
    - Evidence informing base-year allocation inputs; displayed values and growth are calculated: Regional traffic-scale input before the modeled Turkey and Israel bridge.
    - Evidence informing forecast-year allocation inputs; displayed values and growth are calculated: Regional traffic-scale input before the modeled Turkey and Israel bridge.
    - Evidence informing base-year allocation inputs; displayed values and growth are calculated: The xx.xx-million 2025 traffic estimate constrains the regional demand proxy, not equipment spending.
    - Evidence informing forecast-year allocation inputs; displayed values and growth are calculated: The xx.xx-million 2025 traffic estimate constrains the regional demand proxy, not equipment spending.
    - Evidence informing base-year allocation inputs; displayed values and growth are calculated: The xx.xx-billion 2025 traffic estimate constrains regional scale; forecast purchasing convergence is assumed.
    - Evidence informing forecast-year allocation inputs; displayed values and growth are calculated: The xx.xx-billion 2025 traffic estimate constrains regional scale; forecast purchasing convergence is assumed.
15. CATSA - 2025 Annual Report, Management's Discussion and Analysis
    - Evidence informing base-year allocation inputs; displayed values and growth are calculated: C$xx.xx EDS capital expenditure constrains the Canadian expenditure calibration; baggage attribution is modeled.
    - Evidence informing forecast-year allocation inputs; displayed values and growth are calculated: C$xx.xx EDS capital expenditure constrains the Canadian expenditure calibration; baggage attribution is modeled.
    - Evidence informing base-year allocation inputs; displayed values and growth are calculated: Buyer-spending calibration supports a premium regional equipment/support intensity, not an observed regional share.
    - Evidence informing forecast-year allocation inputs; displayed values and growth are calculated: Buyer-spending calibration supports a premium regional equipment/support intensity, not an observed regional share.
16. Leidos - Leidos wins TSA logistics contract, 23 January 2025
    - Evidence informing base-year allocation inputs; displayed values and growth are calculated: The eight-year, USD xx.xx maximum sustainment award covers xx.xx units at over xx.xx locations; scope and realization adjustments are modeled.
    - Evidence informing forecast-year allocation inputs; displayed values and growth are calculated: The eight-year, USD xx.xx maximum sustainment award covers xx.xx units at over xx.xx locations; scope and realization adjustments are modeled.
    - Evidence informing base-year allocation inputs; displayed values and growth are calculated: Supports recurring-support scale and manufacturer-coordination constraints, not unrestricted service access.
    - Evidence informing forecast-year allocation inputs; displayed values and growth are calculated: Supports recurring-support scale and manufacturer-coordination constraints, not unrestricted service access.

17. ACI-LAC - Air Traffic in Latin America and the Caribbean Maintains Growth Trajectory with a 5% Increase in 2025
    - Evidence informing base-year allocation inputs; displayed values and growth are calculated: Brazil's xx.xx-million airport-traffic aggregate constrains its demand scale; equipment intensity remains modeled.
    - Evidence informing forecast-year allocation inputs; displayed values and growth are calculated: Brazil's xx.xx-million airport-traffic aggregate constrains its demand scale; equipment intensity remains modeled.
    - Evidence informing base-year allocation inputs; displayed values and growth are calculated: Regional traffic evidence constrains the common country model while leaving uncatalogued activity.
    - Evidence informing forecast-year allocation inputs; displayed values and growth are calculated: Regional traffic evidence constrains the common country model while leaving uncatalogued activity.
18. Eurostat - Air passenger transport statistics, December 2025, Table 1: 2024 country traffic
    - Evidence informing base-year allocation inputs; displayed values and growth are calculated: Traffic primitive.
    - Evidence informing forecast-year allocation inputs; displayed values and growth are calculated: Traffic primitive.
19. Eurostat - Air passenger transport: data by month
    - Evidence informing base-year allocation inputs; displayed values and growth are calculated: Interim country changes inform assumed 2025 bridges; domestic endpoint and expenditure adjustments remain modeled.
    - Evidence informing forecast-year allocation inputs; displayed values and growth are calculated: Interim country changes inform assumed 2025 bridges; domestic endpoint and expenditure adjustments remain modeled.
20. ACI EUROPE - 2025 all about traffic resilience as Europe's airports welcomed an additional 100 million passengers
    - Evidence informing base-year allocation inputs; displayed values and growth are calculated: Country growth heterogeneity constrains the shared European purchasing model.
    - Evidence informing forecast-year allocation inputs; displayed values and growth are calculated: Country growth heterogeneity constrains the shared European purchasing model.
    - Evidence informing base-year allocation inputs; displayed values and growth are calculated: Published Russian weakness constrains, rather than validates, its working scale.
    - Evidence informing forecast-year allocation inputs; displayed values and growth are calculated: Published Russian weakness constrains, rather than validates, its working scale.
    - Evidence informing base-year allocation inputs; displayed values and growth are calculated: Annual growth input to the 2025 bridge.
    - Evidence informing forecast-year allocation inputs; displayed values and growth are calculated: Annual growth input to the 2025 bridge.
21. UK Civil Aviation Authority - UK aviation officially breaks records with over 300m passenger journeys in 2025
    - Evidence informing base-year allocation inputs; displayed values and growth are calculated: The xx.xx-million UK-and-Crown-Dependency headline constrains the modeled UK country traffic bridge.
    - Evidence informing forecast-year allocation inputs; displayed values and growth are calculated: The xx.xx-million UK-and-Crown-Dependency headline constrains the modeled UK country traffic bridge.
22. Fraport - AI for Monitoring Aviation Security, 22 January 2026
    - Evidence informing base-year allocation inputs; displayed values and growth are calculated: Over xx.xx CT scanners and approximately EUR xx.xx cumulative checkpoint investment support a premium installed-mix premise, not annual national revenue.
    - Evidence informing forecast-year allocation inputs; displayed values and growth are calculated: Over xx.xx CT scanners and approximately EUR xx.xx cumulative checkpoint investment support a premium installed-mix premise, not annual national revenue.
    - Evidence informing base-year allocation inputs; displayed values and growth are calculated: Quantified national deployment provides an independent test of heterogeneous European modernization.
    - Evidence informing forecast-year allocation inputs; displayed values and growth are calculated: Quantified national deployment provides an independent test of heterogeneous European modernization.

23. ECAC - Common Evaluation Process of security equipment
    - Evidence informing base-year allocation inputs; displayed values and growth are calculated: Evaluation is not national approval; no uniform cross-country market-access premium is assumed.
    - Evidence informing forecast-year allocation inputs; displayed values and growth are calculated: Evaluation is not national approval; no uniform cross-country market-access premium is assumed.
24. DHMİ - Havayolunda Cumhuriyet Tarihinin Rekoru, 9 January 2026
    - Evidence informing base-year allocation inputs; displayed values and growth are calculated: Supports the traffic rebasing into the captured Middle Eastern parent.
    - Evidence informing forecast-year allocation inputs; displayed values and growth are calculated: Supports the traffic rebasing into the captured Middle Eastern parent.
25. Smiths Detection - DAEP checkpoint screening contract for Dubai International Airport, 7 May 2025
    - Evidence informing base-year allocation inputs; displayed values and growth are calculated: Purchaser-specific award evidence supports a bounded premium-mix premise, not a GCC-wide allocation.
    - Evidence informing forecast-year allocation inputs; displayed values and growth are calculated: Purchaser-specific award evidence supports a bounded premium-mix premise, not a GCC-wide allocation.
26. Airports Company South Africa - Airport statistics
    - Evidence informing base-year allocation inputs; displayed values and growth are calculated: Provides an operating-network commercial anchor for the regional installed-base premise.
    - Evidence informing forecast-year allocation inputs; displayed values and growth are calculated: Provides an operating-network commercial anchor for the regional installed-base premise.
27. CAAC - 2025 Civil Aviation Industry Development Statistical Bulletin, 17 April 2026
    - Evidence informing base-year allocation inputs; displayed values and growth are calculated: Reports xx.xx mainland airport movements and xx.xx transport airports in 2025; the Hong Kong/Macao extension is modeled.
    - Evidence informing forecast-year allocation inputs; displayed values and growth are calculated: Reports xx.xx mainland airport movements and xx.xx transport airports in 2025; the Hong Kong/Macao extension is modeled.
    - Evidence informing base-year allocation inputs; displayed values and growth are calculated: Large-market traffic and airport-network scale constrain the regional demand model.
    - Evidence informing forecast-year allocation inputs; displayed values and growth are calculated: Large-market traffic and airport-network scale constrain the regional demand model.
28. Sydney Airport - Traffic and Operational Performance Q4 2025
    - Evidence informing base-year allocation inputs; displayed values and growth are calculated: Sydney's xx.xx-million traffic and staged xx.xx-lane/six-of-seven-lane deployment constrain national scale and modernization assumptions.
    - Evidence informing forecast-year allocation inputs; displayed values and growth are calculated: Sydney's xx.xx-million traffic and staged xx.xx-lane/six-of-seven-lane deployment constrain national scale and modernization assumptions.
    - Evidence informing base-year allocation inputs; displayed values and growth are calculated: Quantified staged deployment supports regional heterogeneity, not a common modernization timetable.
    - Evidence informing forecast-year allocation inputs; displayed values and growth are calculated: Quantified staged deployment supports regional heterogeneity, not a common modernization timetable.
29. U.S. Senator Michael Bennet - SAFEGUARDS Act announcement, 23 July 2025
    - Evidence informing base-year allocation inputs; displayed values and growth are calculated: The xx.xx-airport and xx.xx-lane national footprint constrains minimum network support; proposed funding is not counted as realized revenue.
    - Evidence informing forecast-year allocation inputs; displayed values and growth are calculated: The xx.xx-airport and xx.xx-lane national footprint constrains minimum network support; proposed funding is not counted as realized revenue.

30. GAO-12-266 - Checked Baggage Screening: TSA Has Deployed Optimal Systems at the Majority of TSA-Regulated Airports, but Could Strengthen Cost Estimates

- Evidence informing base-year allocation inputs; displayed values and growth are calculated: The December 2011 table reports xx.xx standalone EDS alongside xx.xx in-line EDS; this historical machine-count comparator constrains, but does not determine, the current global allocation.
- Evidence informing forecast-year allocation inputs; displayed values and growth are calculated: The December 2011 table reports xx.xx standalone EDS alongside xx.xx in-line EDS; this historical machine-count comparator constrains, but does not determine, the current global allocation.

13. Airport Baggage Screening Systems Market, by Image Review Location

[illegible] Conversely, Newcastle International Airport's 2022 award included central image-processing capability without identifying the review room's location. Buyers should specify the contracted locations rather than classify an installation from the phrase central processing alone.

Local review and a separate on-site room create different accommodation and support obligations. [illegible] A simpler location arrangement remains preferable where the additional contractual responsibilities cannot be assigned.

[illegible] These records support a cross-border review relationship for named arrangements, not unrestricted substitution for every primary-screening function. An airport or airline considering another route should require documented authority participation, customer permissions, and allocation of connectivity and support responsibilities before relying on the proposed passenger benefit.

Figure 20. Global Airport Baggage Screening Systems Market Size, by Image Review Location, 2025 (%)

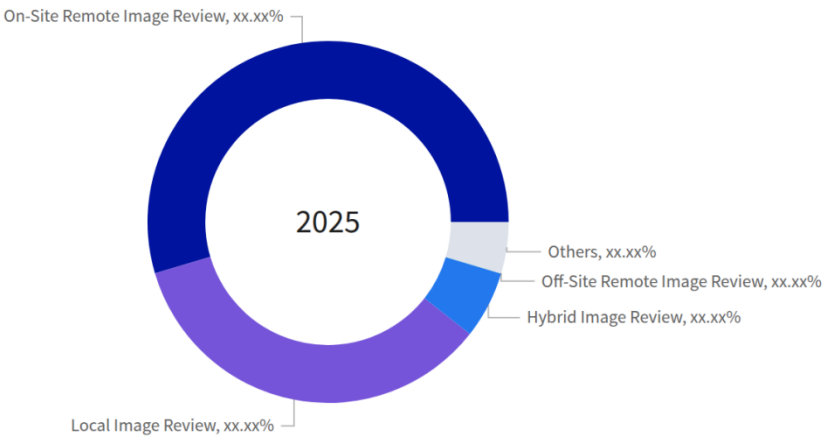

Figure 21. Global Airport Baggage Screening Systems Market, by Image Review Location, 2032 (USD Million)

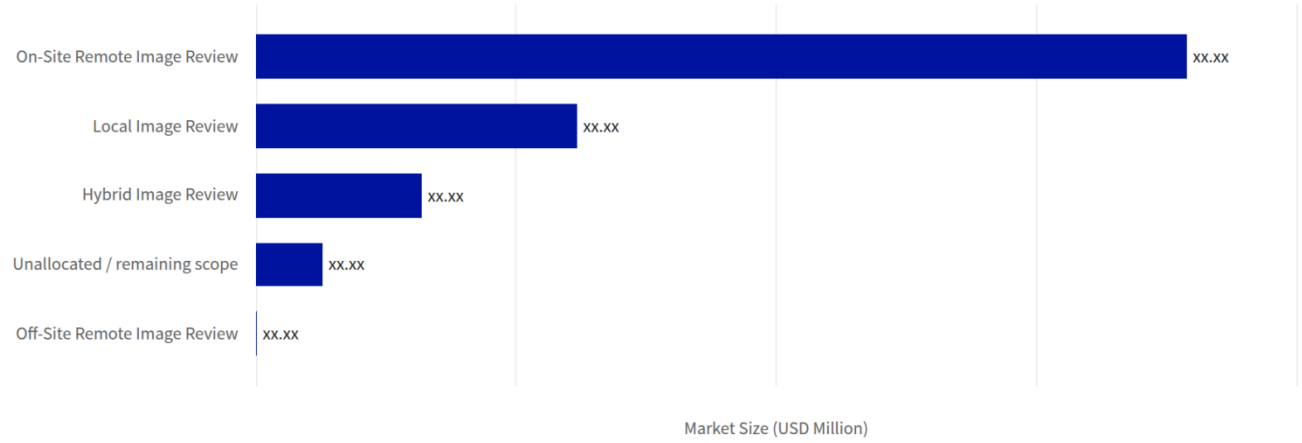

Table 172. Global Airport Baggage Screening Systems Market, by Image Review Location growth contribution, 2025-2032

Category	2025 value (USD Million)	2032 value (USD Million)	Added value (USD Million)	2025 share (%)	2032 share (%)	Change (pp)	Growth share (%)	CAGR (%)
Hybrid Image Review	xx.xx	xx.xx	xx.xx	xx.xx	xx.xx	xx.xx	xx.xx	xx.xx
Local Image Review	xx.xx	xx.xx	xx.xx	xx.xx	xx.xx	xx.xx	xx.xx	xx.xx
Off-Site Remote Image Review	xx.xx	xx.xx	xx.xx	xx.xx	xx.xx	xx.xx	xx.xx	xx.xx
On-Site Remote Image Review	xx.xx	xx.xx	xx.xx	xx.xx	xx.xx	xx.xx	xx.xx	xx.xx
Unallocated / remaining scope	xx.xx	xx.xx	xx.xx	xx.xx	xx.xx	xx.xx	xx.xx	xx.xx
Scope total	**xx.xx**	**xx.xx**	**xx.xx**	**xx.xx**	**xx.xx**	**xx.xx**	**xx.xx**	**xx.xx**

Table 173. Global Airport Baggage Screening Systems Market Size, by Image Review Location, 2017-2040 (USD Million)

Image Review Location	2017	2024	2025	2026	2027	2032	2040	CAGR (%)
Hybrid Image Review	xx.xx	xx.xx	xx.xx	xx.xx	xx.xx	xx.xx	xx.xx	xx.xx
Local Image Review	xx.xx	xx.xx	xx.xx	xx.xx	xx.xx	xx.xx	xx.xx	xx.xx
Off-Site Remote Image Review	xx.xx	xx.xx	xx.xx	xx.xx	xx.xx	xx.xx	xx.xx	xx.xx
On-Site Remote Image Review	xx.xx	xx.xx	xx.xx	xx.xx	xx.xx	xx.xx	xx.xx	xx.xx
Others	xx.xx	xx.xx	xx.xx	xx.xx	xx.xx	xx.xx	xx.xx	xx.xx
Total	**xx.xx**	**xx.xx**	**xx.xx**	**xx.xx**	**xx.xx**	**xx.xx**	**xx.xx**	**xx.xx**

Sources & Evidence

1. Procurement of Next Generation Security Checkpoint Equipment - Contract Award Notice

· The contracting entity and installation site are Newcastle International Airport. The award includes CT scanners, automated tray return and central image processing, without specifying the physical review-room location.
([sell2wales.gov.wales](https://www.sell2wales.gov.wales/search/show/search_view.aspx?ID=NOV417275))

· Taxonomy evidence: The notice specifies central image-processing capability without stating the interpretation room's physical location; centralized processing cannot alone establish local, on-site remote, or off-site allocation.
([sell2wales.gov.wales](https://www.sell2wales.gov.wales/search/show/search_view.aspx?ID=NOV417275))

· Taxonomy evidence: Central image-processing capability is expressly included in the awarded screening-system package, supporting image-review functionality as a commercial procurement distinction; the notice does not specify the review room's location.
([sell2wales.gov.wales](https://www.sell2wales.gov.wales/search/show/search_view.aspx?ID=NOV417275))

· Evidence informing base-year allocation inputs; displayed values and growth are calculated: The integrated Newcastle procurement reports a GBP xx.xx-xx.xx offer range but no physical review-room location; its value cannot be assigned automatically to local review.
([sell2wales.gov.wales](https://www.sell2wales.gov.wales/search/show/search_view.aspx?ID=NOV417275))

· Evidence informing forecast-year allocation inputs; displayed values and growth are calculated: The integrated Newcastle procurement reports a GBP xx.xx-xx.xx offer range but no physical review-room location; its value cannot be assigned automatically to local review.
([sell2wales.gov.wales](https://www.sell2wales.gov.wales/search/show/search_view.aspx?ID=NOV417275))

· Evidence informing base-year allocation inputs; displayed values and growth are calculated: Central image processing is included, but a separate on-site room is not specified; constrains classification rather than supplying a remote-review sales weight.
([sell2wales.gov.wales](https://www.sell2wales.gov.wales/search/show/search_view.aspx?ID=NOV417275))

· Evidence informing forecast-year allocation inputs; displayed values and growth are calculated: Central image processing is included, but a separate on-site room is not specified; constrains classification rather than supplying a remote-review sales weight.
([sell2wales.gov.wales](https://www.sell2wales.gov.wales/search/show/search_view.aspx?ID=NOV417275))

· Evidence informing base-year allocation inputs; displayed values and growth are calculated: The bundled award does not identify a mixed-location package or its attributable price, preventing automatic hybrid classification.
([sell2wales.gov.wales](https://www.sell2wales.gov.wales/search/show/search_view.aspx?ID=NOV417275))

· Evidence informing forecast-year allocation inputs; displayed values and growth are calculated: The bundled award does not identify a mixed-location package or its attributable price, preventing automatic hybrid classification.
([sell2wales.gov.wales](https://www.sell2wales.gov.wales/search/show/search_view.aspx?ID=NOV417275))

2. International Remote Baggage Screening

· PNNL describes international checked-baggage images being reviewed remotely by U.S. authorities and identifies named airline-airport pilots. The described collaboration is institution- and arrangement-specific.
([pnnl.gov](https://www.pnnl.gov/projects/international-remote-baggage-screening))

· Taxonomy evidence: The account links image review to both CBP and TSA and describes cloud-based integrations. Physical review location must therefore be classified separately from agency mission and from whether a system uses centralized image processing.
([pnnl.gov](https://www.pnnl.gov/projects/international-remote-baggage-screening))

3. 델타항공-대한항공, 인천발 애틀랜타 노선 대상 위탁수하물 원격 검색 방식 신규 도입

   · Delta and Korean Air announced an Incheon-Atlanta remote checked-baggage initiative beginning August xx.xx 2025, involving review by CBP before arrival. This establishes a named route arrangement, not transferable permission for other routes. ([news.delta.com](https://news.delta.com/delta-and-koreanair-launch-remote-baggage-screening-on-icn-atl-KR))

   · Evidence informing base-year allocation inputs; displayed values and growth are calculated: The August xx.xx 2025 announcement identifies the Incheon-Atlanta IRBS arrangement, anchoring a second sampled connection and a partial-year commercial-activity assumption without establishing contract value. ([news.delta.com](https://news.delta.com/delta-and-koreanair-launch-remote-baggage-screening-on-icn-atl-KR))

   · Evidence informing forecast-year allocation inputs; displayed values and growth are calculated: The August xx.xx 2025 announcement identifies the Incheon-Atlanta IRBS arrangement, anchoring a second sampled connection and a partial-year commercial-activity assumption without establishing contract value. ([news.delta.com](https://news.delta.com/delta-and-koreanair-launch-remote-baggage-screening-on-icn-atl-KR))

4. Centralised Image Processing: The Impact on Security Checkpoints

   · CASRA's 2017 article distinguishes image review within the checkpoint from separate review rooms and describes arrangements combining those locations. These historical examples do not establish a prospective supplier's contracted package. ([casra.ch](https://casra.ch/wp-content/uploads/2021/xx.xx/Kuhn-2017.-Centralised-image-processing.pdf))

   · Taxonomy evidence: The research article distinguishes screening stations within the checkpoint from separate screening rooms and describes combined configurations. The taxonomy adapts these physical-location distinctions rather than treating centralized processing as necessarily remote. ([casra.ch](https://casra.ch/wp-content/uploads/2021/xx.xx/Kuhn-2017.-Centralised-image-processing.pdf))

   · Evidence informing base-year allocation inputs; displayed values and growth are calculated: Distinguishes checkpoint-local image review from separate-room arrangements; supports retaining networked local activity rather than automatically assigning it to remote review. ([casra.ch](https://casra.ch/wp-content/uploads/2021/xx.xx/Kuhn-2017.-Centralised-image-processing.pdf))

   · Evidence informing forecast-year allocation inputs; displayed values and growth are calculated: Distinguishes checkpoint-local image review from separate-room arrangements; supports retaining networked local activity rather than automatically assigning it to remote review. ([casra.ch](https://casra.ch/wp-content/uploads/2021/xx.xx/Kuhn-2017.-Centralised-image-processing.pdf))

   · Evidence informing base-year allocation inputs; displayed values and growth are calculated: Describes separate screening rooms and established remote hold-baggage review at larger airports; supports the cohort-maturity premise, not a numerical global share. ([casra.ch](https://casra.ch/wp-content/uploads/2021/xx.xx/Kuhn-2017.-Centralised-image-processing.pdf))

   · Evidence informing forecast-year allocation inputs; displayed values and growth are calculated: Describes separate screening rooms and established remote hold-baggage review at larger airports; supports the cohort-maturity premise, not a numerical global share. ([casra.ch](https://casra.ch/wp-content/uploads/2021/xx.xx/Kuhn-2017.-Centralised-image-processing.pdf))

   · Evidence informing base-year allocation inputs; displayed values and growth are calculated: Describes combined checkpoint and remote-room arrangements, establishing a mixed-location commercial configuration without measuring its prevalence or price. ([casra.ch](https://casra.ch/wp-content/uploads/2021/xx.xx/Kuhn-2017.-Centralised-image-processing.pdf))

   · Evidence informing forecast-year allocation inputs; displayed values and growth are calculated: Describes combined checkpoint and remote-room arrangements, establishing a mixed-location commercial configuration without measuring its prevalence or price. ([casra.ch](https://casra.ch/wp-content/uploads/2021/xx.xx/Kuhn-2017.-Centralised-image-processing.pdf))

5. House Report 119-173 - Department of Homeland Security Appropriations Bill, 2026

   · Evidence informing the 2030 market-value input; displayed series and growth include calculations: The aging installed fleet supports replacement demand, but does not establish the forecast's realization dates or annual purchasing rate. ([govinfo.gov](https://www.govinfo.gov/content/pkg/CRPT-119hrpt173/html/CRPT-119hrpt173.htm))

6. GAO-24-106573 - DHS Annual Assessment: Most Programs Are Meeting Current Goals, but Some Continue to Face Cost and Schedule Challenges
   · Evidence informing the 2026 market-value input; displayed series and growth include calculations: Reports plans for xx.xx checkpoint systems and xx.xx increment-one deployments by September 2023; supports an incomplete replacement cycle rather than universal CT adoption. ([gao.gov](https://www.gao.gov/assets/gao-xx.xx-xx.xx.pdf))
7. Global Airport Passenger Traffic Reaches Record 9.8 Billion in 2025, Airports Council International World reports
   · Evidence informing the 2026 market-value input; displayed series and growth include calculations: Reports cooling passenger-growth momentum in 2026, supporting moderation of traffic-driven equipment expansion despite continuing replacement demand. ([aci.aero](https://aci.aero/2026/xx.xx/xx.xx/global-airport-passenger-traffic-reaches-record-xx.xx-xx.xx-billion-in-2025-airports-council-international-world-reports/))
8. Smiths Group PLC - Full Year Results for the 12 Months Ended 31 July 2025
   · Evidence informing the 2024 market-value input; displayed series and growth include calculations: Discloses aviation original-equipment revenue of xx.xx and aftermarket revenue of xx.xx for FY2024; supplies historical cycle proxies. ([www-live.smiths.com](https://www-live.smiths.com/media/snqpxwkd/smiths-group-plc-annual-results-2025-press-release.pdf))
   · Evidence informing the 2027 market-value input; displayed series and growth include calculations: Reports approximately xx.xx cumulative CTiX sales and continuing aviation upgrade demand; supports replacement activity, not an observed global forecast. ([www-live.smiths.com](https://www-live.smiths.com/media/snqpxwkd/smiths-group-plc-annual-results-2025-press-release.pdf))
9. Smiths Group PLC - Annual Report & Accounts FY2023
   · Evidence informing the 2022 market-value input; displayed series and growth include calculations: Reports FY2022 aviation original-equipment revenue of xx.xx, used as a dimensionless historical capital-cycle proxy. ([www-live.smiths.com](https://www-live.smiths.com/media/phjp1j44/smiths-annual-report-2023.pdf))
   · Evidence informing the 2023 market-value input; displayed series and growth include calculations: Reports FY2023 aviation original-equipment revenue of xx.xx and aftermarket revenue of xx.xx; supports the modeled recovery direction. ([www-live.smiths.com](https://www-live.smiths.com/media/phjp1j44/smiths-annual-report-2023.pdf))
10. Smiths Group PLC - Annual Report FY2022
   · Evidence informing the 2021 market-value input; displayed series and growth include calculations: Reports FY2021 aviation revenue of xx.xx, providing a historical purchasing-cycle reference rather than a global observation. ([www-live.smiths.com](https://www-live.smiths.com/media/xjvdpblr/smiths-annual-report-2022-report.pdf))
   · Evidence informing the 2022 market-value input; displayed series and growth include calculations: Reports FY2022 aviation revenue of xx.xx and continued weakness in aviation original equipment; supports a delayed capital-spending trough. ([www-live.smiths.com](https://www-live.smiths.com/media/xjvdpblr/smiths-annual-report-2022-report.pdf))

11. Smiths Group PLC - Annual Results for the Year Ended 31 July 2019
    - Evidence informing the 2018 market-value input; displayed series and growth include calculations: Reports FY2018 aviation revenue of xx.xx, supplying the historical comparison underlying the backcast. ([smiths.com](https://www.smiths.com/media/u4wla1bw/smiths-group-plc-annual-results-2019-press-release.pdf))
    - Evidence informing the 2019 market-value input; displayed series and growth include calculations: Reports FY2019 aviation revenue of xx.xx and customer delivery deferrals, qualifying a traffic-only growth model. ([smiths.com](https://www.smiths.com/media/u4wla1bw/smiths-group-plc-annual-results-2019-press-release.pdf))
    - Evidence informing the 2020 market-value input; displayed series and growth include calculations: Identifies deliveries deferred into FY2020; supports the possibility of backlog-supported spending despite a contemporaneous traffic shock, not the exact modeled growth rate. ([smiths.com](https://www.smiths.com/media/u4wla1bw/smiths-group-plc-annual-results-2019-press-release.pdf))
12. ACI World - The High-Wire Balancing Act: Global Air Transport Demand in 2018 and 2019
    - Evidence informing the 2017 market-value input; displayed series and growth include calculations: Reports xx.xx airport passengers and xx.xx% growth in 2018; the growth observation informs the 2017 backcast bridge. ([blog.aci.aero](https://blog.aci.aero/airport-economics/the-high-wire-balancing-act-global-air-transport-demand-in-2018-and-2019/))
    - Evidence informing the 2018 market-value input; displayed series and growth include calculations: Provides the observed 2018 traffic-growth reference, not an equipment-market growth observation. ([blog.aci.aero](https://blog.aci.aero/airport-economics/the-high-wire-balancing-act-global-air-transport-demand-in-2018-and-2019/))
13. ICAO A42-WP/556 - State of the Industry and Outlook for Airport Traffic, Presented by ACI
    - Evidence informing the 2020 market-value input; displayed series and growth include calculations: Records the collapse from xx.xx airport passengers in 2019 to xx.xx in 2020; constrains the shock and funding-risk interpretation. ([icao.int](https://www.icao.int/sites/default/files/Meetings/a42/Documents/WP/wp_556_en.pdf))
    - Evidence informing the 2021 market-value input; displayed series and growth include calculations: Reports xx.xx airport passengers in 2021, supporting a prolonged funding and activity shock. ([icao.int](https://www.icao.int/sites/default/files/Meetings/a42/Documents/WP/wp_556_en.pdf))
    - Evidence informing the 2023 market-value input; displayed series and growth include calculations: Reports xx.xx airport passengers in 2023; traffic recovery is distinguished from equipment purchasing. ([icao.int](https://www.icao.int/sites/default/files/Meetings/a42/Documents/WP/wp_556_en.pdf))
    - Evidence informing the 2024 market-value input; displayed series and growth include calculations: Reports xx.xx airport passengers in 2024, providing a demand recovery cross-check. ([icao.int](https://www.icao.int/sites/default/files/Meetings/a42/Documents/WP/wp_556_en.pdf))
14. Port of Seattle - Baggage Handling System Optimization
    - Evidence informing the 2029 market-value input; displayed series and growth include calculations: Seattle plans to consolidate six baggage-screening systems, increase supported passenger capacity, and reduce screening-machine demand. Supports integration spending without one-for-one detector growth. ([portseattle.org](https://www.portseattle.org/projects/baggage-handling-system-optimization))
    - Evidence informing the 2032 market-value input; displayed series and growth include calculations: The consolidation example constrains equipment-volume assumptions; its whole baggage-handling project value is excluded from market sizing. ([portseattle.org](https://www.portseattle.org/projects/baggage-handling-system-optimization))
    - Evidence informing the 2040 market-value input; displayed series and growth include calculations: Provides a commercial counterexample to extrapolating passenger growth directly into machine counts throughout the long-range forecast. ([portseattle.org](https://www.portseattle.org/projects/baggage-handling-system-optimization))

15. Smiths Group PLC - Half Year Results for the Six Months Ended 31 January 2026

    · Evidence informing the 2026 market-value input; displayed series and growth include calculations: Reports xx.xx% organic growth for Smiths Detection in HY2026, with aviation checkpoint upgrades contributing. Supports a positive 2026 nowcast, not a directly observed global growth rate. ([www-live.smiths.com](https://www-live.smiths.com/media/villk35h/smiths-hy26-results-press-release.pdf))

16. CATSA 2025 Annual Report - Overview of Activities

    · Evidence informing base-year allocation inputs; displayed values and growth are calculated: Reports xx.xx CATSA Plus lines and more than xx.xx% passenger coverage in 2024/xx.xx; provides a Canadian adoption comparator, not a global local-review revenue weight. ([catsa-acsta.gc.ca](https://www.catsa-acsta.gc.ca/en/publications/2025-annual-report/overview-activities))

    · Evidence informing forecast-year allocation inputs; displayed values and growth are calculated: Reports xx.xx CATSA Plus lines and more than xx.xx% passenger coverage in 2024/xx.xx; provides a Canadian adoption comparator, not a global local-review revenue weight. ([catsa-acsta.gc.ca](https://www.catsa-acsta.gc.ca/en/publications/2025-annual-report/overview-activities))

    · Evidence informing base-year allocation inputs; displayed values and growth are calculated: Identifies remote screening within CATSA Plus and quantifies deployment; constrains the commercial-adoption premise but does not establish each review room's location. ([catsa-acsta.gc.ca](https://www.catsa-acsta.gc.ca/en/publications/2025-annual-report/overview-activities))

    · Evidence informing forecast-year allocation inputs; displayed values and growth are calculated: Identifies remote screening within CATSA Plus and quantifies deployment; constrains the commercial-adoption premise but does not establish each review room's location. ([catsa-acsta.gc.ca](https://www.catsa-acsta.gc.ca/en/publications/2025-annual-report/overview-activities))

    · Evidence informing base-year allocation inputs; displayed values and growth are calculated: Deployment coverage constrains the addressable network-enabled pool; it does not disclose hybrid contracts or justify the modeled hybrid percentage. ([catsa-acsta.gc.ca](https://www.catsa-acsta.gc.ca/en/publications/2025-annual-report/overview-activities))

    · Evidence informing forecast-year allocation inputs; displayed values and growth are calculated: Deployment coverage constrains the addressable network-enabled pool; it does not disclose hybrid contracts or justify the modeled hybrid percentage. ([catsa-acsta.gc.ca](https://www.catsa-acsta.gc.ca/en/publications/2025-annual-report/overview-activities))

17. Annual Report 2024 - CATSA's Operating Environment

- Evidence informing base-year allocation inputs; displayed values and growth are calculated: Reports xx.xx CATSA Plus lines and more than xx.xx% passenger coverage in 2023/xx.xx providing the historical comparison rather than a global location allocation. ([catsa-acsta.gc.ca](https://www.catsa-acsta.gc.ca/en/publications/catsa-s-operating-environment))
- Evidence informing forecast-year allocation inputs; displayed values and growth are calculated: Reports xx.xx CATSA Plus lines and more than xx.xx% passenger coverage in 2023/xx.xx providing the historical comparison rather than a global location allocation. ([catsa-acsta.gc.ca](https://www.catsa-acsta.gc.ca/en/publications/catsa-s-operating-environment))
- Evidence informing base-year allocation inputs; displayed values and growth are calculated: Together with the subsequent annual report, supports a seven-line deployment increase without a corresponding increase in reported passenger coverage. ([catsa-acsta.gc.ca](https://www.catsa-acsta.gc.ca/en/publications/catsa-s-operating-environment))
- Evidence informing forecast-year allocation inputs; displayed values and growth are calculated: Together with the subsequent annual report, supports a seven-line deployment increase without a corresponding increase in reported passenger coverage. ([catsa-acsta.gc.ca](https://www.catsa-acsta.gc.ca/en/publications/catsa-s-operating-environment))
- Evidence informing base-year allocation inputs; displayed values and growth are calculated: Provides a historical network-enabled deployment anchor, while leaving the physical mixed-location contract share unmeasured. ([catsa-acsta.gc.ca](https://www.catsa-acsta.gc.ca/en/publications/catsa-s-operating-environment))
- Evidence informing forecast-year allocation inputs; displayed values and growth are calculated: Provides a historical network-enabled deployment anchor, while leaving the physical mixed-location contract share unmeasured. ([catsa-acsta.gc.ca](https://www.catsa-acsta.gc.ca/en/publications/catsa-s-operating-environment))

18. L22020-T-TG Upgrades to the Passenger Search Area, body scanners, EDS C3 cabin baggage screening - Contract Award Notice

- Evidence informing base-year allocation inputs; displayed values and growth are calculated: The January xx.xx 2023 Luton award expressly includes construction of a remote screening room at the airport terminal, supporting separate-room commercial procurement. Its broader scope is not treated as baggage-only annual revenue. ([find-tender.service.gov.uk](https://www.find-tender.service.gov.uk/Notice/xx.xx-2023))
- Evidence informing forecast-year allocation inputs; displayed values and growth are calculated: The January xx.xx 2023 Luton award expressly includes construction of a remote screening room at the airport terminal, supporting separate-room commercial procurement. Its broader scope is not treated as baggage-only annual revenue. ([find-tender.service.gov.uk](https://www.find-tender.service.gov.uk/Notice/xx.xx-2023))

19. Greater Orlando Aviation Authority - Minutes of the February 19, 2025 Meeting

    · Evidence informing base-year allocation inputs; displayed values and growth are calculated: Authorizes up to USD xx.xx for baggage-system and Remote Screening Facility network/server separation. Half this ceiling is an explicitly assumed deployment-cost comparator, not observed off-site receipts. ([assets.ctfassets.net](https://assets.ctfassets.net/qiecpoxp4bka/6BCjKImOwJmeZxqtGVdpYR/1e2d759a2c44b5b6d71193cb9927ec75/2025-xx.xx-19_Board_Minutes.pdf))

    · Evidence informing forecast-year allocation inputs; displayed values and growth are calculated: Authorizes up to USD xx.xx for baggage-system and Remote Screening Facility network/server separation. Half this ceiling is an explicitly assumed deployment-cost comparator, not observed off-site receipts. ([assets.ctfassets.net](https://assets.ctfassets.net/qiecpoxp4bka/6BCjKImOwJmeZxqtGVdpYR/1e2d759a2c44b5b6d71193cb9927ec75/2025-xx.xx-19_Board_Minutes.pdf))

    · Evidence informing base-year allocation inputs; displayed values and growth are calculated: Provides the commercial networking-cost anchor for the modeled transfer from existing on-site pools, avoiding additional market value or duplicate host-equipment attribution. ([assets.ctfassets.net](https://assets.ctfassets.net/qiecpoxp4bka/6BCjKImOwJmeZxqtGVdpYR/1e2d759a2c44b5b6d71193cb9927ec75/2025-xx.xx-19_Board_Minutes.pdf))

    · Evidence informing forecast-year allocation inputs; displayed values and growth are calculated: Provides the commercial networking-cost anchor for the modeled transfer from existing on-site pools, avoiding additional market value or duplicate host-equipment attribution. ([assets.ctfassets.net](https://assets.ctfassets.net/qiecpoxp4bka/6BCjKImOwJmeZxqtGVdpYR/1e2d759a2c44b5b6d71193cb9927ec75/2025-xx.xx-19_Board_Minutes.pdf))

20. American and U.S. Customs and Border Protection pilot innovative baggage screening initiative

    · Evidence informing base-year allocation inputs; displayed values and growth are calculated: American's April xx.xx 2025 announcement identifies a daily Sydney-Los Angeles IRBS pilot and unchanged screening requirements. It anchors one sampled connection and an assumed partial-year licensing period, not disclosed revenue. ([s202.q4cdn.com](https://s202.q4cdn.com/xx.xx/files/doc_news/American-and-US-Customs-and-Border-Protection-pilot-innovative-baggage-screening-initiative-OPS-OTH-xx.xx-2025.pdf))

    · Evidence informing forecast-year allocation inputs; displayed values and growth are calculated: American's April xx.xx 2025 announcement identifies a daily Sydney-Los Angeles IRBS pilot and unchanged screening requirements. It anchors one sampled connection and an assumed partial-year licensing period, not disclosed revenue. ([s202.q4cdn.com](https://s202.q4cdn.com/xx.xx/files/doc_news/American-and-US-Customs-and-Border-Protection-pilot-innovative-baggage-screening-initiative-OPS-OTH-xx.xx-2025.pdf))

21. United Launches CBP's International Remote Baggage Screening on Select International Flights

    · Evidence informing base-year allocation inputs; displayed values and growth are calculated: United's September xx.xx 2025 announcement identifies daily Sydney-San Francisco service and named technology partners, anchoring a third sampled connection. It reports no attributable software or integration receipts. ([united.mediaroom.com](https://united.mediaroom.com/2025-xx.xx-xx.xx-United-Launches-CBPs-International-Remote-Baggage-Screening-on-Select-International-Flights))

    · Evidence informing forecast-year allocation inputs; displayed values and growth are calculated: United's September xx.xx 2025 announcement identifies daily Sydney-San Francisco service and named technology partners, anchoring a third sampled connection. It reports no attributable software or integration receipts. ([united.mediaroom.com](https://united.mediaroom.com/2025-xx.xx-xx.xx-United-Launches-CBPs-International-Remote-Baggage-Screening-on-Select-International-Flights))

22. Airline Passengers Face Fewer Bag Checkpoints, Thanks to PNNL, Partners

    · Evidence informing forecast-year allocation inputs; displayed values and growth are calculated: The August xx.xx 2026 laboratory release describes implementation on additional routes, including Seoul arrivals at Minneapolis-St. Paul and Detroit. This supports expansion direction, not the forecast connection count, realization or global share. ([pnnl.gov](https://www.pnnl.gov/news-media/airline-passengers-face-fewer-bag-checkpoints-thanks-pnnl-partners))

13.1. On-Site Remote Image Review

Table 174. Global Airport Baggage Screening Systems Market Size, by On-Site Remote Image Review, by Region, 2017-2040 (USD Million)

Region	2017	2024	2025	2026	2027	2032	2040	CAGR (%)
Africa	xx.xx	xx.xx	xx.xx	xx.xx	xx.xx	xx.xx	xx.xx	xx.xx
Asia-Pacific	xx.xx	xx.xx	xx.xx	xx.xx	xx.xx	xx.xx	xx.xx	xx.xx
Europe	xx.xx	xx.xx	xx.xx	xx.xx	xx.xx	xx.xx	xx.xx	xx.xx
Latin America	xx.xx	xx.xx	xx.xx	xx.xx	xx.xx	xx.xx	xx.xx	xx.xx
Middle East	xx.xx	xx.xx	xx.xx	xx.xx	xx.xx	xx.xx	xx.xx	xx.xx
North America	xx.xx	xx.xx	xx.xx	xx.xx	xx.xx	xx.xx	xx.xx	xx.xx
Total	**xx.xx**	**xx.xx**	**xx.xx**	**xx.xx**	**xx.xx**	**xx.xx**	**xx.xx**	**xx.xx**

Table 175. Global Airport Baggage Screening Systems Market Size, by On-Site Remote Image Review, by Group, 2017-2040 (USD Million)

Group	2017	2024	2025	2026	2027	2032	2040	CAGR (%)
ASEAN	xx.xx	xx.xx	xx.xx	xx.xx	xx.xx	xx.xx	xx.xx	xx.xx
BRICS	xx.xx	xx.xx	xx.xx	xx.xx	xx.xx	xx.xx	xx.xx	xx.xx
European Union	xx.xx	xx.xx	xx.xx	xx.xx	xx.xx	xx.xx	xx.xx	xx.xx
G7	xx.xx	xx.xx	xx.xx	xx.xx	xx.xx	xx.xx	xx.xx	xx.xx
GCC	xx.xx	xx.xx	xx.xx	xx.xx	xx.xx	xx.xx	xx.xx	xx.xx
NATO	xx.xx	xx.xx	xx.xx	xx.xx	xx.xx	xx.xx	xx.xx	xx.xx

Table 176. Global Airport Baggage Screening Systems Market Size, by On-Site Remote Image Review, by Country, 2017-2040 (USD Million)

Country	2017	2024	2025	2026	2027	2032	2040	CAGR (%)
Australia	xx.xx	xx.xx	xx.xx	xx.xx	xx.xx	xx.xx	xx.xx	xx.xx
Brazil	xx.xx	xx.xx	xx.xx	xx.xx	xx.xx	xx.xx	xx.xx	xx.xx
Canada	xx.xx	xx.xx	xx.xx	xx.xx	xx.xx	xx.xx	xx.xx	xx.xx
China	xx.xx	xx.xx	xx.xx	xx.xx	xx.xx	xx.xx	xx.xx	xx.xx
France	xx.xx	xx.xx	xx.xx	xx.xx	xx.xx	xx.xx	xx.xx	xx.xx
Germany	xx.xx	xx.xx	xx.xx	xx.xx	xx.xx	xx.xx	xx.xx	xx.xx
India	xx.xx	xx.xx	xx.xx	xx.xx	xx.xx	xx.xx	xx.xx	xx.xx
Italy	xx.xx	xx.xx	xx.xx	xx.xx	xx.xx	xx.xx	xx.xx	xx.xx
Japan	xx.xx	xx.xx	xx.xx	xx.xx	xx.xx	xx.xx	xx.xx	xx.xx
Mexico	xx.xx	xx.xx	xx.xx	xx.xx	xx.xx	xx.xx	xx.xx	xx.xx
Russia	xx.xx	xx.xx	xx.xx	xx.xx	xx.xx	xx.xx	xx.xx	xx.xx
South Korea	xx.xx	xx.xx	xx.xx	xx.xx	xx.xx	xx.xx	xx.xx	xx.xx
Spain	xx.xx	xx.xx	xx.xx	xx.xx	xx.xx	xx.xx	xx.xx	xx.xx
United Kingdom	xx.xx	xx.xx	xx.xx	xx.xx	xx.xx	xx.xx	xx.xx	xx.xx
United States	xx.xx	xx.xx	xx.xx	xx.xx	xx.xx	xx.xx	xx.xx	xx.xx
Others	xx.xx	xx.xx	xx.xx	xx.xx	xx.xx	xx.xx	xx.xx	xx.xx
Total	**xx.xx**	**xx.xx**	**xx.xx**	**xx.xx**	**xx.xx**	**xx.xx**	**xx.xx**	**xx.xx**

Sources & Evidence

1. Centralised Image Processing: The Impact on Security Checkpoints - Milena Kuhn, Aviation Security International, October/November 2017

   · Taxonomy evidence: The article describes separate image-review rooms near or farther from the checkpoint, supporting remote-room review within an airport. ([casra.ch](https://casra.ch/wp-content/uploads/2021/xx.xx/Kuhn-2017.-Centralised-image-processing.pdf))

   · Evidence informing base-year allocation inputs; displayed values and growth are calculated: Describes separate screening rooms and established remote hold-baggage review at larger airports; supports the cohort-maturity premise, not a numerical global share. ([casra.ch](https://casra.ch/wp-content/uploads/2021/xx.xx/Kuhn-2017.-Centralised-image-processing.pdf))

   · Evidence informing forecast-year allocation inputs; displayed values and growth are calculated: Describes separate screening rooms and established remote hold-baggage review at larger airports; supports the cohort-maturity premise, not a numerical global share. ([casra.ch](https://casra.ch/wp-content/uploads/2021/xx.xx/Kuhn-2017.-Centralised-image-processing.pdf))

2. House Report 119-173 - Department of Homeland Security Appropriations Bill, 2026

   · Evidence informing the 2030 market-value input; displayed series and growth include calculations: The aging installed fleet supports replacement demand, but does not establish the forecast's realization dates or annual purchasing rate. ([govinfo.gov](https://www.govinfo.gov/content/pkg/CRPT-119hrpt173/html/CRPT-119hrpt173.htm))

3. GAO-24-106573 - DHS Annual Assessment: Most Programs Are Meeting Current Goals, but Some Continue to Face Cost and Schedule Challenges
   · Evidence informing the 2026 market-value input; displayed series and growth include calculations: Reports plans for xx.xx checkpoint systems and xx.xx increment-one deployments by September 2023; supports an incomplete replacement cycle rather than universal CT adoption.
   ([gao.gov](https://www.gao.gov/assets/gao-xx.xx-xx.xx.pdf))
4. Global Airport Passenger Traffic Reaches Record 9.8 Billion in 2025, Airports Council International World reports
   · Evidence informing the 2026 market-value input; displayed series and growth include calculations: Reports cooling passenger-growth momentum in 2026, supporting moderation of traffic-driven equipment expansion despite continuing replacement demand.
   ([aci.aero](https://aci.aero/2026/xx.xx/xx.xx/global-airport-passenger-traffic-reaches-record-xx.xx-xx.xx-billion-in-2025-airports-council-international-world-reports/))
   · Evidence informing base-year allocation inputs; displayed values and growth are calculated: Full-year 2025 traffic weakness qualifies the mature-market expansion assumption.
   · Evidence informing forecast-year allocation inputs; displayed values and growth are calculated: Full-year 2025 traffic weakness qualifies the mature-market expansion assumption.
   · Evidence informing base-year allocation inputs; displayed values and growth are calculated: Full-year growth provides a regional direction check, not an equipment-share observation.
   · Evidence informing forecast-year allocation inputs; displayed values and growth are calculated: Full-year growth provides a regional direction check, not an equipment-share observation.
   · Evidence informing base-year allocation inputs; displayed values and growth are calculated: Full-year traffic growth constrains the regional demand premise.
   · Evidence informing forecast-year allocation inputs; displayed values and growth are calculated: Full-year traffic growth constrains the regional demand premise.
   · Evidence informing forecast-year allocation inputs; displayed values and growth are calculated: The reported first-half 2026 decline of xx.xx% constrains the recovery scenario.
   · Evidence informing base-year allocation inputs; displayed values and growth are calculated: Reported 2025 growth provides a demand-direction check; procurement intensity remains assumed.
   · Evidence informing forecast-year allocation inputs; displayed values and growth are calculated: Reported 2025 growth provides a demand-direction check; procurement intensity remains assumed.
   · Evidence informing base-year allocation inputs; displayed values and growth are calculated: Reported traffic momentum supports differentiated demand, not the final modeled forecast share.
   · Evidence informing forecast-year allocation inputs; displayed values and growth are calculated: Reported traffic momentum supports differentiated demand, not the final modeled forecast share.
5. Smiths Group PLC - Full Year Results for the 12 Months Ended 31 July 2025
   · Evidence informing the 2024 market-value input; displayed series and growth include calculations: Discloses aviation original-equipment revenue of xx.xx and aftermarket revenue of xx.xx for FY2024; supplies historical cycle proxies.
   ([www-live.smiths.com](https://www-live.smiths.com/media/snqpxwkd/smiths-group-plc-annual-results-2025-press-release.pdf))
   · Evidence informing the 2027 market-value input; displayed series and growth include calculations: Reports approximately xx.xx cumulative CTiX sales and continuing aviation upgrade demand; supports replacement activity, not an observed global forecast.
   ([www-live.smiths.com](https://www-live.smiths.com/media/snqpxwkd/smiths-group-plc-annual-results-2025-press-release.pdf))

6. Smiths Group PLC - Annual Report & Accounts FY2023
   - Evidence informing the 2022 market-value input; displayed series and growth include calculations: Reports FY2022 aviation original-equipment revenue of xx.xx, used as a dimensionless historical capital-cycle proxy. ([www-live.smiths.com](https://www-live.smiths.com/media/phjp1j44/smiths-annual-report-2023.pdf))
   - Evidence informing the 2023 market-value input; displayed series and growth include calculations: Reports FY2023 aviation original-equipment revenue of xx.xx and aftermarket revenue of xx.xx; supports the modeled recovery direction. ([www-live.smiths.com](https://www-live.smiths.com/media/phjp1j44/smiths-annual-report-2023.pdf))
7. Smiths Group PLC - Annual Report FY2022
   - Evidence informing the 2021 market-value input; displayed series and growth include calculations: Reports FY2021 aviation revenue of xx.xx, providing a historical purchasing-cycle reference rather than a global observation. ([www-live.smiths.com](https://www-live.smiths.com/media/xjvdpblr/smiths-annual-report-2022-report.pdf))
   - Evidence informing the 2022 market-value input; displayed series and growth include calculations: Reports FY2022 aviation revenue of xx.xx and continued weakness in aviation original equipment; supports a delayed capital-spending trough. ([www-live.smiths.com](https://www-live.smiths.com/media/xjvdpblr/smiths-annual-report-2022-report.pdf))
8. Smiths Group PLC - Annual Results for the Year Ended 31 July 2019
   - Evidence informing the 2018 market-value input; displayed series and growth include calculations: Reports FY2018 aviation revenue of xx.xx, supplying the historical comparison underlying the backcast. ([smiths.com](https://www.smiths.com/media/u4wla1bw/smiths-group-plc-annual-results-2019-press-release.pdf))
   - Evidence informing the 2019 market-value input; displayed series and growth include calculations: Reports FY2019 aviation revenue of xx.xx and customer delivery deferrals, qualifying a traffic-only growth model. ([smiths.com](https://www.smiths.com/media/u4wla1bw/smiths-group-plc-annual-results-2019-press-release.pdf))
   - Evidence informing the 2020 market-value input; displayed series and growth include calculations: Identifies deliveries deferred into FY2020; supports the possibility of backlog-supported spending despite a contemporaneous traffic shock, not the exact modeled growth rate. ([smiths.com](https://www.smiths.com/media/u4wla1bw/smiths-group-plc-annual-results-2019-press-release.pdf))
9. ACI World - The High-Wire Balancing Act: Global Air Transport Demand in 2018 and 2019
   - Evidence informing the 2017 market-value input; displayed series and growth include calculations: Reports xx.xx airport passengers and xx.xx% growth in 2018; the growth observation informs the 2017 backcast bridge. ([blog.aci.aero](https://blog.aci.aero/airport-economics/the-high-wire-balancing-act-global-air-transport-demand-in-2018-and-2019/))
   - Evidence informing the 2018 market-value input; displayed series and growth include calculations: Provides the observed 2018 traffic-growth reference, not an equipment-market growth observation. ([blog.aci.aero](https://blog.aci.aero/airport-economics/the-high-wire-balancing-act-global-air-transport-demand-in-2018-and-2019/))
10. ICAO A42-WP/556 - State of the Industry and Outlook for Airport Traffic, Presented by ACI
    - Evidence informing the 2020 market-value input; displayed series and growth include calculations: Records the collapse from xx.xx airport passengers in 2019 to xx.xx in 2020; constrains the shock and funding-risk interpretation. ([icao.int](https://www.icao.int/sites/default/files/Meetings/a42/Documents/WP/wp_556_en.pdf))
    - Evidence informing the 2021 market-value input; displayed series and growth include calculations: Reports xx.xx airport passengers in 2021, supporting a prolonged funding and activity shock. ([icao.int](https://www.icao.int/sites/default/files/Meetings/a42/Documents/WP/wp_556_en.pdf))
    - Evidence informing the 2023 market-value input; displayed series and growth include calculations: Reports xx.xx airport passengers in 2023; traffic recovery is distinguished from equipment purchasing. ([icao.int](https://www.icao.int/sites/default/files/Meetings/a42/Documents/WP/wp_556_en.pdf))
    - Evidence informing the 2024 market-value input; displayed series and growth include calculations: Reports xx.xx airport passengers in 2024, providing a demand recovery cross-check. ([icao.int](https://www.icao.int/sites/default/files/Meetings/a42/Documents/WP/wp_556_en.pdf))

11. Port of Seattle - Baggage Handling System Optimization
    - Evidence informing the 2029 market-value input; displayed series and growth include calculations: Seattle plans to consolidate six baggage-screening systems, increase supported passenger capacity, and reduce screening-machine demand. Supports integration spending without one-for-one detector growth. ([portseattle.org](https://www.portseattle.org/projects/baggage-handling-system-optimization))
    - Evidence informing the 2032 market-value input; displayed series and growth include calculations: The consolidation example constrains equipment-volume assumptions; its whole baggage-handling project value is excluded from market sizing. ([portseattle.org](https://www.portseattle.org/projects/baggage-handling-system-optimization))
    - Evidence informing the 2040 market-value input; displayed series and growth include calculations: Provides a commercial counterexample to extrapolating passenger growth directly into machine counts throughout the long-range forecast. ([portseattle.org](https://www.portseattle.org/projects/baggage-handling-system-optimization))
12. Smiths Group PLC - Half Year Results for the Six Months Ended 31 January 2026
    - Evidence informing the 2026 market-value input; displayed series and growth include calculations: Reports xx.xx% organic growth for Smiths Detection in HY2026, with aviation checkpoint upgrades contributing. Supports a positive 2026 nowcast, not a directly observed global growth rate. ([www-live.smiths.com](https://www-live.smiths.com/media/villk35h/smiths-hy26-results-press-release.pdf))
13. ACI World - Biannual global air travel demand update, 30 September 2025
    - Evidence informing base-year allocation inputs; displayed values and growth are calculated: Regional traffic-scale input; geographic rebasing and spending intensities are modeled.
    - Evidence informing forecast-year allocation inputs; displayed values and growth are calculated: Regional traffic-scale input; geographic rebasing and spending intensities are modeled.
    - Evidence informing base-year allocation inputs; displayed values and growth are calculated: Regional traffic-scale input; Mexico is reassigned to its captured North American parent.
    - Evidence informing forecast-year allocation inputs; displayed values and growth are calculated: Regional traffic-scale input; Mexico is reassigned to its captured North American parent.
    - Evidence informing base-year allocation inputs; displayed values and growth are calculated: Regional traffic-scale input; source membership differs from the captured hierarchy.
    - Evidence informing forecast-year allocation inputs; displayed values and growth are calculated: Regional traffic-scale input; source membership differs from the captured hierarchy.
    - Evidence informing base-year allocation inputs; displayed values and growth are calculated: Regional traffic-scale input before the modeled Turkey and Israel bridge.
    - Evidence informing forecast-year allocation inputs; displayed values and growth are calculated: Regional traffic-scale input before the modeled Turkey and Israel bridge.
    - Evidence informing base-year allocation inputs; displayed values and growth are calculated: The xx.xx-million 2025 traffic estimate constrains the regional demand proxy, not equipment spending.
    - Evidence informing forecast-year allocation inputs; displayed values and growth are calculated: The xx.xx-million 2025 traffic estimate constrains the regional demand proxy, not equipment spending.
    - Evidence informing base-year allocation inputs; displayed values and growth are calculated: The xx.xx-billion 2025 traffic estimate constrains regional scale; forecast purchasing convergence is assumed.
    - Evidence informing forecast-year allocation inputs; displayed values and growth are calculated: The xx.xx-billion 2025 traffic estimate constrains regional scale; forecast purchasing convergence is assumed.

14. CATSA - 2025 Annual Report, Management's Discussion and Analysis
    - Evidence informing base-year allocation inputs; displayed values and growth are calculated: C$xx.xx EDS capital expenditure constrains the Canadian expenditure calibration; baggage attribution is modeled.
    - Evidence informing forecast-year allocation inputs; displayed values and growth are calculated: C$xx.xx EDS capital expenditure constrains the Canadian expenditure calibration; baggage attribution is modeled.
    - Evidence informing base-year allocation inputs; displayed values and growth are calculated: Buyer-spending calibration supports a premium regional equipment/support intensity, not an observed regional share.
    - Evidence informing forecast-year allocation inputs; displayed values and growth are calculated: Buyer-spending calibration supports a premium regional equipment/support intensity, not an observed regional share.
15. Leidos - Leidos wins TSA logistics contract, 23 January 2025
    - Evidence informing base-year allocation inputs; displayed values and growth are calculated: The eight-year, USD xx.xx maximum sustainment award covers xx.xx units at over xx.xx locations; scope and realization adjustments are modeled.
    - Evidence informing forecast-year allocation inputs; displayed values and growth are calculated: The eight-year, USD xx.xx maximum sustainment award covers xx.xx units at over xx.xx locations; scope and realization adjustments are modeled.
    - Evidence informing base-year allocation inputs; displayed values and growth are calculated: Supports recurring-support scale and manufacturer-coordination constraints, not unrestricted service access.
    - Evidence informing forecast-year allocation inputs; displayed values and growth are calculated: Supports recurring-support scale and manufacturer-coordination constraints, not unrestricted service access.
16. ACI-LAC - Air Traffic in Latin America and the Caribbean Maintains Growth Trajectory with a 5% Increase in 2025
    - Evidence informing base-year allocation inputs; displayed values and growth are calculated: Brazil's xx.xx-million airport-traffic aggregate constrains its demand scale; equipment intensity remains modeled.
    - Evidence informing forecast-year allocation inputs; displayed values and growth are calculated: Brazil's xx.xx-million airport-traffic aggregate constrains its demand scale; equipment intensity remains modeled.
    - Evidence informing base-year allocation inputs; displayed values and growth are calculated: Regional traffic evidence constrains the common country model while leaving uncatalogued activity.
    - Evidence informing forecast-year allocation inputs; displayed values and growth are calculated: Regional traffic evidence constrains the common country model while leaving uncatalogued activity.
17. Eurostat - Air passenger transport statistics, December 2025, Table 1: 2024 country traffic
    - Evidence informing base-year allocation inputs; displayed values and growth are calculated: Traffic primitive.
    - Evidence informing forecast-year allocation inputs; displayed values and growth are calculated: Traffic primitive.
18. Eurostat - Air passenger transport: data by month
    - Evidence informing base-year allocation inputs; displayed values and growth are calculated: Interim country changes inform assumed 2025 bridges; domestic endpoint and expenditure adjustments remain modeled.
    - Evidence informing forecast-year allocation inputs; displayed values and growth are calculated: Interim country changes inform assumed 2025 bridges; domestic endpoint and expenditure adjustments remain modeled.

19. ACI EUROPE - 2025 all about traffic resilience as Europe's airports welcomed an additional 100 million passengers
    - Evidence informing base-year allocation inputs; displayed values and growth are calculated: Country growth heterogeneity constrains the shared European purchasing model.
    - Evidence informing forecast-year allocation inputs; displayed values and growth are calculated: Country growth heterogeneity constrains the shared European purchasing model.
    - Evidence informing base-year allocation inputs; displayed values and growth are calculated: Published Russian weakness constrains, rather than validates, its working scale.
    - Evidence informing forecast-year allocation inputs; displayed values and growth are calculated: Published Russian weakness constrains, rather than validates, its working scale.
    - Evidence informing base-year allocation inputs; displayed values and growth are calculated: Annual growth input to the 2025 bridge.
    - Evidence informing forecast-year allocation inputs; displayed values and growth are calculated: Annual growth input to the 2025 bridge.
20. UK Civil Aviation Authority - UK aviation officially breaks records with over 300m passenger journeys in 2025
    - Evidence informing base-year allocation inputs; displayed values and growth are calculated: The xx.xx-million UK-and-Crown-Dependency headline constrains the modeled UK country traffic bridge.
    - Evidence informing forecast-year allocation inputs; displayed values and growth are calculated: The xx.xx-million UK-and-Crown-Dependency headline constrains the modeled UK country traffic bridge.
21. Fraport - AI for Monitoring Aviation Security, 22 January 2026
    - Evidence informing base-year allocation inputs; displayed values and growth are calculated: Over xx.xx CT scanners and approximately EUR xx.xx cumulative checkpoint investment support a premium installed-mix premise, not annual national revenue.
    - Evidence informing forecast-year allocation inputs; displayed values and growth are calculated: Over xx.xx CT scanners and approximately EUR xx.xx cumulative checkpoint investment support a premium installed-mix premise, not annual national revenue.
    - Evidence informing base-year allocation inputs; displayed values and growth are calculated: Quantified national deployment provides an independent test of heterogeneous European modernization.
    - Evidence informing forecast-year allocation inputs; displayed values and growth are calculated: Quantified national deployment provides an independent test of heterogeneous European modernization.
22. ECAC - Common Evaluation Process of security equipment
    - Evidence informing base-year allocation inputs; displayed values and growth are calculated: Evaluation is not national approval; no uniform cross-country market-access premium is assumed.
    - Evidence informing forecast-year allocation inputs; displayed values and growth are calculated: Evaluation is not national approval; no uniform cross-country market-access premium is assumed.
23. DHMİ - Havayolunda Cumhuriyet Tarihinin Rekoru, 9 January 2026
    - Evidence informing base-year allocation inputs; displayed values and growth are calculated: Supports the traffic rebasing into the captured Middle Eastern parent.
    - Evidence informing forecast-year allocation inputs; displayed values and growth are calculated: Supports the traffic rebasing into the captured Middle Eastern parent.
24. Smiths Detection - DAEP checkpoint screening contract for Dubai International Airport, 7 May 2025
    - Evidence informing base-year allocation inputs; displayed values and growth are calculated: Purchaser-specific award evidence supports a bounded premium-mix premise, not a GCC-wide allocation.
    - Evidence informing forecast-year allocation inputs; displayed values and growth are calculated: Purchaser-specific award evidence supports a bounded premium-mix premise, not a GCC-wide allocation.
25. Airports Company South Africa - Airport statistics
    - Evidence informing base-year allocation inputs; displayed values and growth are calculated: Provides an operating-network commercial anchor for the regional installed-base premise.
    - Evidence informing forecast-year allocation inputs; displayed values and growth are calculated: Provides an operating-network commercial anchor for the regional installed-base premise.

26. CAAC - 2025 Civil Aviation Industry Development Statistical Bulletin, 17 April 2026
    - Evidence informing base-year allocation inputs; displayed values and growth are calculated: Reports xx.xx mainland airport movements and xx.xx transport airports in 2025; the Hong Kong/Macao extension is modeled.
    - Evidence informing forecast-year allocation inputs; displayed values and growth are calculated: Reports xx.xx mainland airport movements and xx.xx transport airports in 2025; the Hong Kong/Macao extension is modeled.
    - Evidence informing base-year allocation inputs; displayed values and growth are calculated: Large-market traffic and airport-network scale constrain the regional demand model.
    - Evidence informing forecast-year allocation inputs; displayed values and growth are calculated: Large-market traffic and airport-network scale constrain the regional demand model.
27. Sydney Airport - Traffic and Operational Performance Q4 2025
    - Evidence informing base-year allocation inputs; displayed values and growth are calculated: Sydney's xx.xx-million traffic and staged xx.xx-lane/six-of-seven-lane deployment constrain national scale and modernization assumptions.
    - Evidence informing forecast-year allocation inputs; displayed values and growth are calculated: Sydney's xx.xx-million traffic and staged xx.xx-lane/six-of-seven-lane deployment constrain national scale and modernization assumptions.
    - Evidence informing base-year allocation inputs; displayed values and growth are calculated: Quantified staged deployment supports regional heterogeneity, not a common modernization timetable.
    - Evidence informing forecast-year allocation inputs; displayed values and growth are calculated: Quantified staged deployment supports regional heterogeneity, not a common modernization timetable.
28. U.S. Senator Michael Bennet - SAFEGUARDS Act announcement, 23 July 2025
    - Evidence informing base-year allocation inputs; displayed values and growth are calculated: The xx.xx-airport and xx.xx-lane national footprint constrains minimum network support; proposed funding is not counted as realized revenue.
    - Evidence informing forecast-year allocation inputs; displayed values and growth are calculated: The xx.xx-airport and xx.xx-lane national footprint constrains minimum network support; proposed funding is not counted as realized revenue.
29. Procurement of Next Generation Security Checkpoint Equipment - Contract Award Notice
    - Evidence informing base-year allocation inputs; displayed values and growth are calculated: Central image processing is included, but a separate on-site room is not specified; constrains classification rather than supplying a remote-review sales weight. ([sell2wales.gov.wales](https://www.sell2wales.gov.wales/search/show/search_view.aspx?ID=NOV417275))
    - Evidence informing forecast-year allocation inputs; displayed values and growth are calculated: Central image processing is included, but a separate on-site room is not specified; constrains classification rather than supplying a remote-review sales weight. ([sell2wales.gov.wales](https://www.sell2wales.gov.wales/search/show/search_view.aspx?ID=NOV417275))
30. CATSA 2025 Annual Report - Overview of Activities
    - Evidence informing base-year allocation inputs; displayed values and growth are calculated: Identifies remote screening within CATSA Plus and quantifies deployment; constrains the commercial-adoption premise but does not establish each review room's location. ([catsa-acsta.gc.ca](https://www.catsa-acsta.gc.ca/en/publications/2025-annual-report/overview-activities))
    - Evidence informing forecast-year allocation inputs; displayed values and growth are calculated: Identifies remote screening within CATSA Plus and quantifies deployment; constrains the commercial-adoption premise but does not establish each review room's location. ([catsa-acsta.gc.ca](https://www.catsa-acsta.gc.ca/en/publications/2025-annual-report/overview-activities))

31. Annual Report 2024 - CATSA's Operating Environment
    - Evidence informing base-year allocation inputs; displayed values and growth are calculated: Together with the subsequent annual report, supports a seven-line deployment increase without a corresponding increase in reported passenger coverage. ([catsa-acsta.gc.ca](https://www.catsa-acsta.gc.ca/en/publications/catsa-s-operating-environment))
    - Evidence informing forecast-year allocation inputs; displayed values and growth are calculated: Together with the subsequent annual report, supports a seven-line deployment increase without a corresponding increase in reported passenger coverage. ([catsa-acsta.gc.ca](https://www.catsa-acsta.gc.ca/en/publications/catsa-s-operating-environment))
32. L22020-T-TG Upgrades to the Passenger Search Area, body scanners, EDS C3 cabin baggage screening - Contract Award Notice
    - Evidence informing base-year allocation inputs; displayed values and growth are calculated: The January xx.xx 2023 Luton award expressly includes construction of a remote screening room at the airport terminal, supporting separate-room commercial procurement. Its broader scope is not treated as baggage-only annual revenue. ([find-tender.service.gov.uk](https://www.find-tender.service.gov.uk/Notice/xx.xx-2023))
    - Evidence informing forecast-year allocation inputs; displayed values and growth are calculated: The January xx.xx 2023 Luton award expressly includes construction of a remote screening room at the airport terminal, supporting separate-room commercial procurement. Its broader scope is not treated as baggage-only annual revenue. ([find-tender.service.gov.uk](https://www.find-tender.service.gov.uk/Notice/xx.xx-2023))
33. Greater Orlando Aviation Authority - Minutes of the February 19, 2025 Meeting
    - Evidence informing base-year allocation inputs; displayed values and growth are calculated: Provides the commercial networking-cost anchor for the modeled transfer from existing on-site pools, avoiding additional market value or duplicate host-equipment attribution. ([assets.ctfassets.net](https://assets.ctfassets.net/qiecpoxp4bka/6BCjKImOwJmeZxqtGVdpYR/1e2d759a2c44b5b6d71193cb9927ec75/2025-xx.xx-19_Board_Minutes.pdf))
    - Evidence informing forecast-year allocation inputs; displayed values and growth are calculated: Provides the commercial networking-cost anchor for the modeled transfer from existing on-site pools, avoiding additional market value or duplicate host-equipment attribution. ([assets.ctfassets.net](https://assets.ctfassets.net/qiecpoxp4bka/6BCjKImOwJmeZxqtGVdpYR/1e2d759a2c44b5b6d71193cb9927ec75/2025-xx.xx-19_Board_Minutes.pdf))

13.2. Local Image Review

Table 177. Global Airport Baggage Screening Systems Market Size, by Local Image Review, by Region, 2017-2040 (USD Million)

Region	2017	2024	2025	2026	2027	2032	2040	CAGR (%)
Africa	xx.xx	xx.xx	xx.xx	xx.xx	xx.xx	xx.xx	xx.xx	xx.xx
Asia-Pacific	xx.xx	xx.xx	xx.xx	xx.xx	xx.xx	xx.xx	xx.xx	xx.xx
Europe	xx.xx	xx.xx	xx.xx	xx.xx	xx.xx	xx.xx	xx.xx	xx.xx
Latin America	xx.xx	xx.xx	xx.xx	xx.xx	xx.xx	xx.xx	xx.xx	xx.xx
Middle East	xx.xx	xx.xx	xx.xx	xx.xx	xx.xx	xx.xx	xx.xx	xx.xx
North America	xx.xx	xx.xx	xx.xx	xx.xx	xx.xx	xx.xx	xx.xx	xx.xx
Total	**xx.xx**	**xx.xx**	**xx.xx**	**xx.xx**	**xx.xx**	**xx.xx**	**xx.xx**	**xx.xx**

Table 178. Global Airport Baggage Screening Systems Market Size, by Local Image Review, by Group, 2017-2040 (USD Million)

Group	2017	2024	2025	2026	2027	2032	2040	CAGR (%)
ASEAN	xx.xx	xx.xx	xx.xx	xx.xx	xx.xx	xx.xx	xx.xx	xx.xx
BRICS	xx.xx	xx.xx	xx.xx	xx.xx	xx.xx	xx.xx	xx.xx	xx.xx
European Union	xx.xx	xx.xx	xx.xx	xx.xx	xx.xx	xx.xx	xx.xx	xx.xx
G7	xx.xx	xx.xx	xx.xx	xx.xx	xx.xx	xx.xx	xx.xx	xx.xx
GCC	xx.xx	xx.xx	xx.xx	xx.xx	xx.xx	xx.xx	xx.xx	xx.xx
NATO	xx.xx	xx.xx	xx.xx	xx.xx	xx.xx	xx.xx	xx.xx	xx.xx

Table 179. Global Airport Baggage Screening Systems Market Size, by Local Image Review, by Country, 2017-2040 (USD Million)

Country	2017	2024	2025	2026	2027	2032	2040	CAGR (%)
Australia	xx.xx	xx.xx	xx.xx	xx.xx	xx.xx	xx.xx	xx.xx	xx.xx
Brazil	xx.xx	xx.xx	xx.xx	xx.xx	xx.xx	xx.xx	xx.xx	xx.xx
Canada	xx.xx	xx.xx	xx.xx	xx.xx	xx.xx	xx.xx	xx.xx	xx.xx
China	xx.xx	xx.xx	xx.xx	xx.xx	xx.xx	xx.xx	xx.xx	xx.xx
France	xx.xx	xx.xx	xx.xx	xx.xx	xx.xx	xx.xx	xx.xx	xx.xx
Germany	xx.xx	xx.xx	xx.xx	xx.xx	xx.xx	xx.xx	xx.xx	xx.xx
India	xx.xx	xx.xx	xx.xx	xx.xx	xx.xx	xx.xx	xx.xx	xx.xx
Italy	xx.xx	xx.xx	xx.xx	xx.xx	xx.xx	xx.xx	xx.xx	xx.xx
Japan	xx.xx	xx.xx	xx.xx	xx.xx	xx.xx	xx.xx	xx.xx	xx.xx
Mexico	xx.xx	xx.xx	xx.xx	xx.xx	xx.xx	xx.xx	xx.xx	xx.xx
Russia	xx.xx	xx.xx	xx.xx	xx.xx	xx.xx	xx.xx	xx.xx	xx.xx
South Korea	xx.xx	xx.xx	xx.xx	xx.xx	xx.xx	xx.xx	xx.xx	xx.xx
Spain	xx.xx	xx.xx	xx.xx	xx.xx	xx.xx	xx.xx	xx.xx	xx.xx
United Kingdom	xx.xx	xx.xx	xx.xx	xx.xx	xx.xx	xx.xx	xx.xx	xx.xx
United States	xx.xx	xx.xx	xx.xx	xx.xx	xx.xx	xx.xx	xx.xx	xx.xx
Others	xx.xx	xx.xx	xx.xx	xx.xx	xx.xx	xx.xx	xx.xx	xx.xx
Total	**xx.xx**	**xx.xx**	**xx.xx**	**xx.xx**	**xx.xx**	**xx.xx**	**xx.xx**	**xx.xx**

Sources & Evidence

1. Centralised Image Processing: The Impact on Security Checkpoints - Milena Kuhn, Aviation Security International, October/November 2017

   · Taxonomy evidence: The article identifies local matrix screening within the checkpoint, demonstrating that network-distributed images can still be reviewed locally. ([casra.ch](https://casra.ch/wp-content/uploads/2021/xx.xx/Kuhn-2017.-Centralised-image-processing.pdf))

   · Evidence informing base-year allocation inputs; displayed values and growth are calculated: Distinguishes checkpoint-local image review from separate-room arrangements; supports retaining networked local activity rather than automatically assigning it to remote review. ([casra.ch](https://casra.ch/wp-content/uploads/2021/xx.xx/Kuhn-2017.-Centralised-image-processing.pdf))

   · Evidence informing forecast-year allocation inputs; displayed values and growth are calculated: Distinguishes checkpoint-local image review from separate-room arrangements; supports retaining networked local activity rather than automatically assigning it to remote review. ([casra.ch](https://casra.ch/wp-content/uploads/2021/xx.xx/Kuhn-2017.-Centralised-image-processing.pdf))

2. House Report 119-173 - Department of Homeland Security Appropriations Bill, 2026

   · Evidence informing the 2030 market-value input; displayed series and growth include calculations: The aging installed fleet supports replacement demand, but does not establish the forecast's realization dates or annual purchasing rate. ([govinfo.gov](https://www.govinfo.gov/content/pkg/CRPT-119hrpt173/html/CRPT-119hrpt173.htm))

3. GAO-24-106573 - DHS Annual Assessment: Most Programs Are Meeting Current Goals, but Some Continue to Face Cost and Schedule Challenges

   · Evidence informing the 2026 market-value input; displayed series and growth include calculations: Reports plans for xx.xx checkpoint systems and xx.xx increment-one deployments by September 2023; supports an incomplete replacement cycle rather than universal CT adoption. ([gao.gov](https://www.gao.gov/assets/gao-xx.xx-xx.xx.pdf))

4. Global Airport Passenger Traffic Reaches Record 9.8 Billion in 2025, Airports Council International World reports
   - Evidence informing the 2026 market-value input; displayed series and growth include calculations: Reports cooling passenger-growth momentum in 2026, supporting moderation of traffic-driven equipment expansion despite continuing replacement demand. ([aci.aero](https://aci.aero/2026/xx.xx/xx.xx/global-airport-passenger-traffic-reaches-record-xx.xx-xx.xx-billion-in-2025-airports-council-international-world-reports/))
   - Evidence informing base-year allocation inputs; displayed values and growth are calculated: Full-year 2025 traffic weakness qualifies the mature-market expansion assumption.
   - Evidence informing forecast-year allocation inputs; displayed values and growth are calculated: Full-year 2025 traffic weakness qualifies the mature-market expansion assumption.
   - Evidence informing base-year allocation inputs; displayed values and growth are calculated: Full-year growth provides a regional direction check, not an equipment-share observation.
   - Evidence informing forecast-year allocation inputs; displayed values and growth are calculated: Full-year growth provides a regional direction check, not an equipment-share observation.
   - Evidence informing base-year allocation inputs; displayed values and growth are calculated: Full-year traffic growth constrains the regional demand premise.
   - Evidence informing forecast-year allocation inputs; displayed values and growth are calculated: Full-year traffic growth constrains the regional demand premise.
   - Evidence informing forecast-year allocation inputs; displayed values and growth are calculated: The reported first-half 2026 decline of xx.xx% constrains the recovery scenario.
   - Evidence informing base-year allocation inputs; displayed values and growth are calculated: Reported 2025 growth provides a demand-direction check; procurement intensity remains assumed.
   - Evidence informing forecast-year allocation inputs; displayed values and growth are calculated: Reported 2025 growth provides a demand-direction check; procurement intensity remains assumed.
   - Evidence informing base-year allocation inputs; displayed values and growth are calculated: Reported traffic momentum supports differentiated demand, not the final modeled forecast share.
   - Evidence informing forecast-year allocation inputs; displayed values and growth are calculated: Reported traffic momentum supports differentiated demand, not the final modeled forecast share.
5. Smiths Group PLC - Full Year Results for the 12 Months Ended 31 July 2025
   - Evidence informing the 2024 market-value input; displayed series and growth include calculations: Discloses aviation original-equipment revenue of xx.xx and aftermarket revenue of xx.xx for FY2024; supplies historical cycle proxies. ([www-live.smiths.com](https://www-live.smiths.com/media/snqpxwkd/smiths-group-plc-annual-results-2025-press-release.pdf))
   - Evidence informing the 2027 market-value input; displayed series and growth include calculations: Reports approximately xx.xx cumulative CTiX sales and continuing aviation upgrade demand; supports replacement activity, not an observed global forecast. ([www-live.smiths.com](https://www-live.smiths.com/media/snqpxwkd/smiths-group-plc-annual-results-2025-press-release.pdf))
6. Smiths Group PLC - Annual Report & Accounts FY2023
   - Evidence informing the 2022 market-value input; displayed series and growth include calculations: Reports FY2022 aviation original-equipment revenue of xx.xx, used as a dimensionless historical capital-cycle proxy. ([www-live.smiths.com](https://www-live.smiths.com/media/phjp1j44/smiths-annual-report-2023.pdf))
   - Evidence informing the 2023 market-value input; displayed series and growth include calculations: Reports FY2023 aviation original-equipment revenue of xx.xx and aftermarket revenue of xx.xx; supports the modeled recovery direction. ([www-live.smiths.com](https://www-live.smiths.com/media/phjp1j44/smiths-annual-report-2023.pdf))

7. Smiths Group PLC - Annual Report FY2022
   - Evidence informing the 2021 market-value input; displayed series and growth include calculations: Reports FY2021 aviation revenue of xx.xx, providing a historical purchasing-cycle reference rather than a global observation. ([www-live.smiths.com](https://www-live.smiths.com/media/xjvdpblr/smiths-annual-report-2022-report.pdf))
   - Evidence informing the 2022 market-value input; displayed series and growth include calculations: Reports FY2022 aviation revenue of xx.xx and continued weakness in aviation original equipment; supports a delayed capital-spending trough. ([www-live.smiths.com](https://www-live.smiths.com/media/xjvdpblr/smiths-annual-report-2022-report.pdf))
8. Smiths Group PLC - Annual Results for the Year Ended 31 July 2019
   - Evidence informing the 2018 market-value input; displayed series and growth include calculations: Reports FY2018 aviation revenue of xx.xx, supplying the historical comparison underlying the backcast. ([smiths.com](https://www.smiths.com/media/u4wla1bw/smiths-group-plc-annual-results-2019-press-release.pdf))
   - Evidence informing the 2019 market-value input; displayed series and growth include calculations: Reports FY2019 aviation revenue of xx.xx and customer delivery deferrals, qualifying a traffic-only growth model. ([smiths.com](https://www.smiths.com/media/u4wla1bw/smiths-group-plc-annual-results-2019-press-release.pdf))
   - Evidence informing the 2020 market-value input; displayed series and growth include calculations: Identifies deliveries deferred into FY2020; supports the possibility of backlog-supported spending despite a contemporaneous traffic shock, not the exact modeled growth rate. ([smiths.com](https://www.smiths.com/media/u4wla1bw/smiths-group-plc-annual-results-2019-press-release.pdf))
9. ACI World - The High-Wire Balancing Act: Global Air Transport Demand in 2018 and 2019
   - Evidence informing the 2017 market-value input; displayed series and growth include calculations: Reports xx.xx airport passengers and xx.xx% growth in 2018; the growth observation informs the 2017 backcast bridge. ([blog.aci.aero](https://blog.aci.aero/airport-economics/the-high-wire-balancing-act-global-air-transport-demand-in-2018-and-2019/))
   - Evidence informing the 2018 market-value input; displayed series and growth include calculations: Provides the observed 2018 traffic-growth reference, not an equipment-market growth observation. ([blog.aci.aero](https://blog.aci.aero/airport-economics/the-high-wire-balancing-act-global-air-transport-demand-in-2018-and-2019/))
10. ICAO A42-WP/556 - State of the Industry and Outlook for Airport Traffic, Presented by ACI
    - Evidence informing the 2020 market-value input; displayed series and growth include calculations: Records the collapse from xx.xx airport passengers in 2019 to xx.xx in 2020; constrains the shock and funding-risk interpretation. ([icao.int](https://www.icao.int/sites/default/files/Meetings/a42/Documents/WP/wp_556_en.pdf))
    - Evidence informing the 2021 market-value input; displayed series and growth include calculations: Reports xx.xx airport passengers in 2021, supporting a prolonged funding and activity shock. ([icao.int](https://www.icao.int/sites/default/files/Meetings/a42/Documents/WP/wp_556_en.pdf))
    - Evidence informing the 2023 market-value input; displayed series and growth include calculations: Reports xx.xx airport passengers in 2023; traffic recovery is distinguished from equipment purchasing. ([icao.int](https://www.icao.int/sites/default/files/Meetings/a42/Documents/WP/wp_556_en.pdf))
    - Evidence informing the 2024 market-value input; displayed series and growth include calculations: Reports xx.xx airport passengers in 2024, providing a demand recovery cross-check. ([icao.int](https://www.icao.int/sites/default/files/Meetings/a42/Documents/WP/wp_556_en.pdf))

11. Port of Seattle - Baggage Handling System Optimization
    - Evidence informing the 2029 market-value input; displayed series and growth include calculations: Seattle plans to consolidate six baggage-screening systems, increase supported passenger capacity, and reduce screening-machine demand. Supports integration spending without one-for-one detector growth. ([portseattle.org](https://www.portseattle.org/projects/baggage-handling-system-optimization))
    - Evidence informing the 2032 market-value input; displayed series and growth include calculations: The consolidation example constrains equipment-volume assumptions; its whole baggage-handling project value is excluded from market sizing. ([portseattle.org](https://www.portseattle.org/projects/baggage-handling-system-optimization))
    - Evidence informing the 2040 market-value input; displayed series and growth include calculations: Provides a commercial counterexample to extrapolating passenger growth directly into machine counts throughout the long-range forecast. ([portseattle.org](https://www.portseattle.org/projects/baggage-handling-system-optimization))
12. Smiths Group PLC - Half Year Results for the Six Months Ended 31 January 2026
    - Evidence informing the 2026 market-value input; displayed series and growth include calculations: Reports xx.xx% organic growth for Smiths Detection in HY2026, with aviation checkpoint upgrades contributing. Supports a positive 2026 nowcast, not a directly observed global growth rate. ([www-live.smiths.com](https://www-live.smiths.com/media/villk35h/smiths-hy26-results-press-release.pdf))
13. ACI World - Biannual global air travel demand update, 30 September 2025
    - Evidence informing base-year allocation inputs; displayed values and growth are calculated: Regional traffic-scale input; geographic rebasing and spending intensities are modeled.
    - Evidence informing forecast-year allocation inputs; displayed values and growth are calculated: Regional traffic-scale input; geographic rebasing and spending intensities are modeled.
    - Evidence informing base-year allocation inputs; displayed values and growth are calculated: Regional traffic-scale input; Mexico is reassigned to its captured North American parent.
    - Evidence informing forecast-year allocation inputs; displayed values and growth are calculated: Regional traffic-scale input; Mexico is reassigned to its captured North American parent.
    - Evidence informing base-year allocation inputs; displayed values and growth are calculated: Regional traffic-scale input; source membership differs from the captured hierarchy.
    - Evidence informing forecast-year allocation inputs; displayed values and growth are calculated: Regional traffic-scale input; source membership differs from the captured hierarchy.
    - Evidence informing base-year allocation inputs; displayed values and growth are calculated: Regional traffic-scale input before the modeled Turkey and Israel bridge.
    - Evidence informing forecast-year allocation inputs; displayed values and growth are calculated: Regional traffic-scale input before the modeled Turkey and Israel bridge.
    - Evidence informing base-year allocation inputs; displayed values and growth are calculated: The xx.xx-million 2025 traffic estimate constrains the regional demand proxy, not equipment spending.
    - Evidence informing forecast-year allocation inputs; displayed values and growth are calculated: The xx.xx-million 2025 traffic estimate constrains the regional demand proxy, not equipment spending.
    - Evidence informing base-year allocation inputs; displayed values and growth are calculated: The xx.xx-billion 2025 traffic estimate constrains regional scale; forecast purchasing convergence is assumed.
    - Evidence informing forecast-year allocation inputs; displayed values and growth are calculated: The xx.xx-billion 2025 traffic estimate constrains regional scale; forecast purchasing convergence is assumed.

14. CATSA - 2025 Annual Report, Management's Discussion and Analysis
    - Evidence informing base-year allocation inputs; displayed values and growth are calculated: C$xx.xx EDS capital expenditure constrains the Canadian expenditure calibration; baggage attribution is modeled.
    - Evidence informing forecast-year allocation inputs; displayed values and growth are calculated: C$xx.xx EDS capital expenditure constrains the Canadian expenditure calibration; baggage attribution is modeled.
    - Evidence informing base-year allocation inputs; displayed values and growth are calculated: Buyer-spending calibration supports a premium regional equipment/support intensity, not an observed regional share.
    - Evidence informing forecast-year allocation inputs; displayed values and growth are calculated: Buyer-spending calibration supports a premium regional equipment/support intensity, not an observed regional share.
15. Leidos - Leidos wins TSA logistics contract, 23 January 2025
    - Evidence informing base-year allocation inputs; displayed values and growth are calculated: The eight-year, USD xx.xx maximum sustainment award covers xx.xx units at over xx.xx locations; scope and realization adjustments are modeled.
    - Evidence informing forecast-year allocation inputs; displayed values and growth are calculated: The eight-year, USD xx.xx maximum sustainment award covers xx.xx units at over xx.xx locations; scope and realization adjustments are modeled.
    - Evidence informing base-year allocation inputs; displayed values and growth are calculated: Supports recurring-support scale and manufacturer-coordination constraints, not unrestricted service access.
    - Evidence informing forecast-year allocation inputs; displayed values and growth are calculated: Supports recurring-support scale and manufacturer-coordination constraints, not unrestricted service access.
16. ACI-LAC - Air Traffic in Latin America and the Caribbean Maintains Growth Trajectory with a 5% Increase in 2025
    - Evidence informing base-year allocation inputs; displayed values and growth are calculated: Brazil's xx.xx-million airport-traffic aggregate constrains its demand scale; equipment intensity remains modeled.
    - Evidence informing forecast-year allocation inputs; displayed values and growth are calculated: Brazil's xx.xx-million airport-traffic aggregate constrains its demand scale; equipment intensity remains modeled.
    - Evidence informing base-year allocation inputs; displayed values and growth are calculated: Regional traffic evidence constrains the common country model while leaving uncatalogued activity.
    - Evidence informing forecast-year allocation inputs; displayed values and growth are calculated: Regional traffic evidence constrains the common country model while leaving uncatalogued activity.
17. Eurostat - Air passenger transport statistics, December 2025, Table 1: 2024 country traffic
    - Evidence informing base-year allocation inputs; displayed values and growth are calculated: Traffic primitive.
    - Evidence informing forecast-year allocation inputs; displayed values and growth are calculated: Traffic primitive.
18. Eurostat - Air passenger transport: data by month
    - Evidence informing base-year allocation inputs; displayed values and growth are calculated: Interim country changes inform assumed 2025 bridges; domestic endpoint and expenditure adjustments remain modeled.
    - Evidence informing forecast-year allocation inputs; displayed values and growth are calculated: Interim country changes inform assumed 2025 bridges; domestic endpoint and expenditure adjustments remain modeled.

19. ACI EUROPE - 2025 all about traffic resilience as Europe's airports welcomed an additional 100 million passengers
    - Evidence informing base-year allocation inputs; displayed values and growth are calculated: Country growth heterogeneity constrains the shared European purchasing model.
    - Evidence informing forecast-year allocation inputs; displayed values and growth are calculated: Country growth heterogeneity constrains the shared European purchasing model.
    - Evidence informing base-year allocation inputs; displayed values and growth are calculated: Published Russian weakness constrains, rather than validates, its working scale.
    - Evidence informing forecast-year allocation inputs; displayed values and growth are calculated: Published Russian weakness constrains, rather than validates, its working scale.
    - Evidence informing base-year allocation inputs; displayed values and growth are calculated: Annual growth input to the 2025 bridge.
    - Evidence informing forecast-year allocation inputs; displayed values and growth are calculated: Annual growth input to the 2025 bridge.
20. UK Civil Aviation Authority - UK aviation officially breaks records with over 300m passenger journeys in 2025
    - Evidence informing base-year allocation inputs; displayed values and growth are calculated: The xx.xx-million UK-and-Crown-Dependency headline constrains the modeled UK country traffic bridge.
    - Evidence informing forecast-year allocation inputs; displayed values and growth are calculated: The xx.xx-million UK-and-Crown-Dependency headline constrains the modeled UK country traffic bridge.
21. Fraport - AI for Monitoring Aviation Security, 22 January 2026
    - Evidence informing base-year allocation inputs; displayed values and growth are calculated: Over xx.xx CT scanners and approximately EUR xx.xx cumulative checkpoint investment support a premium installed-mix premise, not annual national revenue.
    - Evidence informing forecast-year allocation inputs; displayed values and growth are calculated: Over xx.xx CT scanners and approximately EUR xx.xx cumulative checkpoint investment support a premium installed-mix premise, not annual national revenue.
    - Evidence informing base-year allocation inputs; displayed values and growth are calculated: Quantified national deployment provides an independent test of heterogeneous European modernization.
    - Evidence informing forecast-year allocation inputs; displayed values and growth are calculated: Quantified national deployment provides an independent test of heterogeneous European modernization.
22. ECAC - Common Evaluation Process of security equipment
    - Evidence informing base-year allocation inputs; displayed values and growth are calculated: Evaluation is not national approval; no uniform cross-country market-access premium is assumed.
    - Evidence informing forecast-year allocation inputs; displayed values and growth are calculated: Evaluation is not national approval; no uniform cross-country market-access premium is assumed.
23. DHMİ - Havayolunda Cumhuriyet Tarihinin Rekoru, 9 January 2026
    - Evidence informing base-year allocation inputs; displayed values and growth are calculated: Supports the traffic rebasing into the captured Middle Eastern parent.
    - Evidence informing forecast-year allocation inputs; displayed values and growth are calculated: Supports the traffic rebasing into the captured Middle Eastern parent.
24. Smiths Detection - DAEP checkpoint screening contract for Dubai International Airport, 7 May 2025
    - Evidence informing base-year allocation inputs; displayed values and growth are calculated: Purchaser-specific award evidence supports a bounded premium-mix premise, not a GCC-wide allocation.
    - Evidence informing forecast-year allocation inputs; displayed values and growth are calculated: Purchaser-specific award evidence supports a bounded premium-mix premise, not a GCC-wide allocation.
25. Airports Company South Africa - Airport statistics
    - Evidence informing base-year allocation inputs; displayed values and growth are calculated: Provides an operating-network commercial anchor for the regional installed-base premise.
    - Evidence informing forecast-year allocation inputs; displayed values and growth are calculated: Provides an operating-network commercial anchor for the regional installed-base premise.

26. CAAC - 2025 Civil Aviation Industry Development Statistical Bulletin, 17 April 2026
    - Evidence informing base-year allocation inputs; displayed values and growth are calculated: Reports xx.xx mainland airport movements and xx.xx transport airports in 2025; the Hong Kong/Macao extension is modeled.
    - Evidence informing forecast-year allocation inputs; displayed values and growth are calculated: Reports xx.xx mainland airport movements and xx.xx transport airports in 2025; the Hong Kong/Macao extension is modeled.
    - Evidence informing base-year allocation inputs; displayed values and growth are calculated: Large-market traffic and airport-network scale constrain the regional demand model.
    - Evidence informing forecast-year allocation inputs; displayed values and growth are calculated: Large-market traffic and airport-network scale constrain the regional demand model.
27. Sydney Airport - Traffic and Operational Performance Q4 2025
    - Evidence informing base-year allocation inputs; displayed values and growth are calculated: Sydney's xx.xx-million traffic and staged xx.xx-lane/six-of-seven-lane deployment constrain national scale and modernization assumptions.
    - Evidence informing forecast-year allocation inputs; displayed values and growth are calculated: Sydney's xx.xx-million traffic and staged xx.xx-lane/six-of-seven-lane deployment constrain national scale and modernization assumptions.
    - Evidence informing base-year allocation inputs; displayed values and growth are calculated: Quantified staged deployment supports regional heterogeneity, not a common modernization timetable.
    - Evidence informing forecast-year allocation inputs; displayed values and growth are calculated: Quantified staged deployment supports regional heterogeneity, not a common modernization timetable.
28. U.S. Senator Michael Bennet - SAFEGUARDS Act announcement, 23 July 2025
    - Evidence informing base-year allocation inputs; displayed values and growth are calculated: The xx.xx-airport and xx.xx-lane national footprint constrains minimum network support; proposed funding is not counted as realized revenue.
    - Evidence informing forecast-year allocation inputs; displayed values and growth are calculated: The xx.xx-airport and xx.xx-lane national footprint constrains minimum network support; proposed funding is not counted as realized revenue.
29. Procurement of Next Generation Security Checkpoint Equipment - Contract Award Notice
    - Evidence informing base-year allocation inputs; displayed values and growth are calculated: The integrated Newcastle procurement reports a GBP xx.xx-xx.xx offer range but no physical review-room location; its value cannot be assigned automatically to local review. ([sell2wales.gov.wales](https://www.sell2wales.gov.wales/search/show/search_view.aspx?ID=NOV417275))
    - Evidence informing forecast-year allocation inputs; displayed values and growth are calculated: The integrated Newcastle procurement reports a GBP xx.xx-xx.xx offer range but no physical review-room location; its value cannot be assigned automatically to local review. ([sell2wales.gov.wales](https://www.sell2wales.gov.wales/search/show/search_view.aspx?ID=NOV417275))
30. CATSA 2025 Annual Report - Overview of Activities
    - Evidence informing base-year allocation inputs; displayed values and growth are calculated: Reports xx.xx CATSA Plus lines and more than xx.xx% passenger coverage in 2024/xx.xx; provides a Canadian adoption comparator, not a global local-review revenue weight. ([catsa-acsta.gc.ca](https://www.catsa-acsta.gc.ca/en/publications/2025-annual-report/overview-activities))
    - Evidence informing forecast-year allocation inputs; displayed values and growth are calculated: Reports xx.xx CATSA Plus lines and more than xx.xx% passenger coverage in 2024/xx.xx; provides a Canadian adoption comparator, not a global local-review revenue weight. ([catsa-acsta.gc.ca](https://www.catsa-acsta.gc.ca/en/publications/2025-annual-report/overview-activities))

31. Annual Report 2024 - CATSA's Operating Environment
    - Evidence informing base-year allocation inputs; displayed values and growth are calculated: Reports xx.xx CATSA Plus lines and more than xx.xx% passenger coverage in 2023/xx.xx providing the historical comparison rather than a global location allocation. ([catsa-acsta.gc.ca](https://www.catsa-acsta.gc.ca/en/publications/catsa-s-operating-environment))
    - Evidence informing forecast-year allocation inputs; displayed values and growth are calculated: Reports xx.xx CATSA Plus lines and more than xx.xx% passenger coverage in 2023/xx.xx providing the historical comparison rather than a global location allocation. ([catsa-acsta.gc.ca](https://www.catsa-acsta.gc.ca/en/publications/catsa-s-operating-environment))

13.3. Hybrid Image Review

Table 180. Global Airport Baggage Screening Systems Market Size, by Hybrid Image Review, by Region, 2017-2040 (USD Million)

Region	2017	2024	2025	2026	2027	2032	2040	CAGR (%)
Africa	xx.xx	xx.xx	xx.xx	xx.xx	xx.xx	xx.xx	xx.xx	xx.xx
Asia-Pacific	xx.xx	xx.xx	xx.xx	xx.xx	xx.xx	xx.xx	xx.xx	xx.xx
Europe	xx.xx	xx.xx	xx.xx	xx.xx	xx.xx	xx.xx	xx.xx	xx.xx
Latin America	xx.xx	xx.xx	xx.xx	xx.xx	xx.xx	xx.xx	xx.xx	xx.xx
Middle East	xx.xx	xx.xx	xx.xx	xx.xx	xx.xx	xx.xx	xx.xx	xx.xx
North America	xx.xx	xx.xx	xx.xx	xx.xx	xx.xx	xx.xx	xx.xx	xx.xx
Total	**xx.xx**	**xx.xx**	**xx.xx**	**xx.xx**	**xx.xx**	**xx.xx**	**xx.xx**	**xx.xx**

Table 181. Global Airport Baggage Screening Systems Market Size, by Hybrid Image Review, by Group, 2017-2040 (USD Million)

Group	2017	2024	2025	2026	2027	2032	2040	CAGR (%)
ASEAN	xx.xx	xx.xx	xx.xx	xx.xx	xx.xx	xx.xx	xx.xx	xx.xx
BRICS	xx.xx	xx.xx	xx.xx	xx.xx	xx.xx	xx.xx	xx.xx	xx.xx
European Union	xx.xx	xx.xx	xx.xx	xx.xx	xx.xx	xx.xx	xx.xx	xx.xx
G7	xx.xx	xx.xx	xx.xx	xx.xx	xx.xx	xx.xx	xx.xx	xx.xx
GCC	xx.xx	xx.xx	xx.xx	xx.xx	xx.xx	xx.xx	xx.xx	xx.xx
NATO	xx.xx	xx.xx	xx.xx	xx.xx	xx.xx	xx.xx	xx.xx	xx.xx

Table 182. Global Airport Baggage Screening Systems Market Size, by Hybrid Image Review, by Country, 2017-2040 (USD Million)

Country	2017	2024	2025	2026	2027	2032	2040	CAGR (%)
Australia	xx.xx	xx.xx	xx.xx	xx.xx	xx.xx	xx.xx	xx.xx	xx.xx
Brazil	xx.xx	xx.xx	xx.xx	xx.xx	xx.xx	xx.xx	xx.xx	xx.xx
Canada	xx.xx	xx.xx	xx.xx	xx.xx	xx.xx	xx.xx	xx.xx	xx.xx
China	xx.xx	xx.xx	xx.xx	xx.xx	xx.xx	xx.xx	xx.xx	xx.xx
France	xx.xx	xx.xx	xx.xx	xx.xx	xx.xx	xx.xx	xx.xx	xx.xx
Germany	xx.xx	xx.xx	xx.xx	xx.xx	xx.xx	xx.xx	xx.xx	xx.xx
India	xx.xx	xx.xx	xx.xx	xx.xx	xx.xx	xx.xx	xx.xx	xx.xx
Italy	xx.xx	xx.xx	xx.xx	xx.xx	xx.xx	xx.xx	xx.xx	xx.xx
Japan	xx.xx	xx.xx	xx.xx	xx.xx	xx.xx	xx.xx	xx.xx	xx.xx
Mexico	xx.xx	xx.xx	xx.xx	xx.xx	xx.xx	xx.xx	xx.xx	xx.xx
Russia	xx.xx	xx.xx	xx.xx	xx.xx	xx.xx	xx.xx	xx.xx	xx.xx
South Korea	xx.xx	xx.xx	xx.xx	xx.xx	xx.xx	xx.xx	xx.xx	xx.xx
Spain	xx.xx	xx.xx	xx.xx	xx.xx	xx.xx	xx.xx	xx.xx	xx.xx
United Kingdom	xx.xx	xx.xx	xx.xx	xx.xx	xx.xx	xx.xx	xx.xx	xx.xx
United States	xx.xx	xx.xx	xx.xx	xx.xx	xx.xx	xx.xx	xx.xx	xx.xx
Others	xx.xx	xx.xx	xx.xx	xx.xx	xx.xx	xx.xx	xx.xx	xx.xx
Total	**xx.xx**	**xx.xx**	**xx.xx**	**xx.xx**	**xx.xx**	**xx.xx**	**xx.xx**	**xx.xx**

Sources & Evidence

1. Centralised Image Processing: The Impact on Security Checkpoints - Milena Kuhn, Aviation Security International, October/November 2017

   · Taxonomy evidence: The article describes combining a remote screening room during busy periods with checkpoint matrix-screening stations during quieter periods. This supports a mixed-location configuration, but not a particular commercial package or price allocation. ([casra.ch](https://casra.ch/wp-content/uploads/2021/xx.xx/Kuhn-2017.-Centralised-image-processing.pdf))

   · Evidence informing base-year allocation inputs; displayed values and growth are calculated: Describes combined checkpoint and remote-room arrangements, establishing a mixed-location commercial configuration without measuring its prevalence or price. ([casra.ch](https://casra.ch/wp-content/uploads/2021/xx.xx/Kuhn-2017.-Centralised-image-processing.pdf))

   · Evidence informing forecast-year allocation inputs; displayed values and growth are calculated: Describes combined checkpoint and remote-room arrangements, establishing a mixed-location commercial configuration without measuring its prevalence or price. ([casra.ch](https://casra.ch/wp-content/uploads/2021/xx.xx/Kuhn-2017.-Centralised-image-processing.pdf))

2. House Report 119-173 - Department of Homeland Security Appropriations Bill, 2026

   · Evidence informing the 2030 market-value input; displayed series and growth include calculations: The aging installed fleet supports replacement demand, but does not establish the forecast's realization dates or annual purchasing rate. ([govinfo.gov](https://www.govinfo.gov/content/pkg/CRPT-119hrpt173/html/CRPT-119hrpt173.htm))

3. GAO-24-106573 - DHS Annual Assessment: Most Programs Are Meeting Current Goals, but Some Continue to Face Cost and Schedule Challenges
   - Evidence informing the 2026 market-value input; displayed series and growth include calculations: Reports plans for xx.xx checkpoint systems and xx.xx increment-one deployments by September 2023; supports an incomplete replacement cycle rather than universal CT adoption. ([gao.gov](https://www.gao.gov/assets/gao-xx.xx-xx.xx.pdf))
4. Global Airport Passenger Traffic Reaches Record 9.8 Billion in 2025, Airports Council International World reports
   - Evidence informing the 2026 market-value input; displayed series and growth include calculations: Reports cooling passenger-growth momentum in 2026, supporting moderation of traffic-driven equipment expansion despite continuing replacement demand. ([aci.aero](https://aci.aero/2026/xx.xx/xx.xx/global-airport-passenger-traffic-reaches-record-xx.xx-xx.xx-billion-in-2025-airports-council-international-world-reports/))
   - Evidence informing base-year allocation inputs; displayed values and growth are calculated: Full-year 2025 traffic weakness qualifies the mature-market expansion assumption.
   - Evidence informing forecast-year allocation inputs; displayed values and growth are calculated: Full-year 2025 traffic weakness qualifies the mature-market expansion assumption.
   - Evidence informing base-year allocation inputs; displayed values and growth are calculated: Full-year growth provides a regional direction check, not an equipment-share observation.
   - Evidence informing forecast-year allocation inputs; displayed values and growth are calculated: Full-year growth provides a regional direction check, not an equipment-share observation.
   - Evidence informing base-year allocation inputs; displayed values and growth are calculated: Full-year traffic growth constrains the regional demand premise.
   - Evidence informing forecast-year allocation inputs; displayed values and growth are calculated: Full-year traffic growth constrains the regional demand premise.
   - Evidence informing forecast-year allocation inputs; displayed values and growth are calculated: The reported first-half 2026 decline of xx.xx% constrains the recovery scenario.
   - Evidence informing base-year allocation inputs; displayed values and growth are calculated: Reported 2025 growth provides a demand-direction check; procurement intensity remains assumed.
   - Evidence informing forecast-year allocation inputs; displayed values and growth are calculated: Reported 2025 growth provides a demand-direction check; procurement intensity remains assumed.
   - Evidence informing base-year allocation inputs; displayed values and growth are calculated: Reported traffic momentum supports differentiated demand, not the final modeled forecast share.
   - Evidence informing forecast-year allocation inputs; displayed values and growth are calculated: Reported traffic momentum supports differentiated demand, not the final modeled forecast share.
5. Smiths Group PLC - Full Year Results for the 12 Months Ended 31 July 2025
   - Evidence informing the 2024 market-value input; displayed series and growth include calculations: Discloses aviation original-equipment revenue of xx.xx and aftermarket revenue of xx.xx for FY2024; supplies historical cycle proxies. ([www-live.smiths.com](https://www-live.smiths.com/media/snqpxwkd/smiths-group-plc-annual-results-2025-press-release.pdf))
   - Evidence informing the 2027 market-value input; displayed series and growth include calculations: Reports approximately xx.xx cumulative CTiX sales and continuing aviation upgrade demand; supports replacement activity, not an observed global forecast. ([www-live.smiths.com](https://www-live.smiths.com/media/snqpxwkd/smiths-group-plc-annual-results-2025-press-release.pdf))

6. Smiths Group PLC - Annual Report & Accounts FY2023
   - Evidence informing the 2022 market-value input; displayed series and growth include calculations: Reports FY2022 aviation original-equipment revenue of xx.xx, used as a dimensionless historical capital-cycle proxy. ([www-live.smiths.com](https://www-live.smiths.com/media/phjp1j44/smiths-annual-report-2023.pdf))
   - Evidence informing the 2023 market-value input; displayed series and growth include calculations: Reports FY2023 aviation original-equipment revenue of xx.xx and aftermarket revenue of xx.xx; supports the modeled recovery direction. ([www-live.smiths.com](https://www-live.smiths.com/media/phjp1j44/smiths-annual-report-2023.pdf))
7. Smiths Group PLC - Annual Report FY2022
   - Evidence informing the 2021 market-value input; displayed series and growth include calculations: Reports FY2021 aviation revenue of xx.xx, providing a historical purchasing-cycle reference rather than a global observation. ([www-live.smiths.com](https://www-live.smiths.com/media/xjvdpblr/smiths-annual-report-2022-report.pdf))
   - Evidence informing the 2022 market-value input; displayed series and growth include calculations: Reports FY2022 aviation revenue of xx.xx and continued weakness in aviation original equipment; supports a delayed capital-spending trough. ([www-live.smiths.com](https://www-live.smiths.com/media/xjvdpblr/smiths-annual-report-2022-report.pdf))
8. Smiths Group PLC - Annual Results for the Year Ended 31 July 2019
   - Evidence informing the 2018 market-value input; displayed series and growth include calculations: Reports FY2018 aviation revenue of xx.xx, supplying the historical comparison underlying the backcast. ([smiths.com](https://www.smiths.com/media/u4wla1bw/smiths-group-plc-annual-results-2019-press-release.pdf))
   - Evidence informing the 2019 market-value input; displayed series and growth include calculations: Reports FY2019 aviation revenue of xx.xx and customer delivery deferrals, qualifying a traffic-only growth model. ([smiths.com](https://www.smiths.com/media/u4wla1bw/smiths-group-plc-annual-results-2019-press-release.pdf))
   - Evidence informing the 2020 market-value input; displayed series and growth include calculations: Identifies deliveries deferred into FY2020; supports the possibility of backlog-supported spending despite a contemporaneous traffic shock, not the exact modeled growth rate. ([smiths.com](https://www.smiths.com/media/u4wla1bw/smiths-group-plc-annual-results-2019-press-release.pdf))
9. ACI World - The High-Wire Balancing Act: Global Air Transport Demand in 2018 and 2019
   - Evidence informing the 2017 market-value input; displayed series and growth include calculations: Reports xx.xx airport passengers and xx.xx% growth in 2018; the growth observation informs the 2017 backcast bridge. ([blog.aci.aero](https://blog.aci.aero/airport-economics/the-high-wire-balancing-act-global-air-transport-demand-in-2018-and-2019/))
   - Evidence informing the 2018 market-value input; displayed series and growth include calculations: Provides the observed 2018 traffic-growth reference, not an equipment-market growth observation. ([blog.aci.aero](https://blog.aci.aero/airport-economics/the-high-wire-balancing-act-global-air-transport-demand-in-2018-and-2019/))
10. ICAO A42-WP/556 - State of the Industry and Outlook for Airport Traffic, Presented by ACI
    - Evidence informing the 2020 market-value input; displayed series and growth include calculations: Records the collapse from xx.xx airport passengers in 2019 to xx.xx in 2020; constrains the shock and funding-risk interpretation. ([icao.int](https://www.icao.int/sites/default/files/Meetings/a42/Documents/WP/wp_556_en.pdf))
    - Evidence informing the 2021 market-value input; displayed series and growth include calculations: Reports xx.xx airport passengers in 2021, supporting a prolonged funding and activity shock. ([icao.int](https://www.icao.int/sites/default/files/Meetings/a42/Documents/WP/wp_556_en.pdf))
    - Evidence informing the 2023 market-value input; displayed series and growth include calculations: Reports xx.xx airport passengers in 2023; traffic recovery is distinguished from equipment purchasing. ([icao.int](https://www.icao.int/sites/default/files/Meetings/a42/Documents/WP/wp_556_en.pdf))
    - Evidence informing the 2024 market-value input; displayed series and growth include calculations: Reports xx.xx airport passengers in 2024, providing a demand recovery cross-check. ([icao.int](https://www.icao.int/sites/default/files/Meetings/a42/Documents/WP/wp_556_en.pdf))

11. Port of Seattle - Baggage Handling System Optimization
    - Evidence informing the 2029 market-value input; displayed series and growth include calculations: Seattle plans to consolidate six baggage-screening systems, increase supported passenger capacity, and reduce screening-machine demand. Supports integration spending without one-for-one detector growth. ([portseattle.org](https://www.portseattle.org/projects/baggage-handling-system-optimization))
    - Evidence informing the 2032 market-value input; displayed series and growth include calculations: The consolidation example constrains equipment-volume assumptions; its whole baggage-handling project value is excluded from market sizing. ([portseattle.org](https://www.portseattle.org/projects/baggage-handling-system-optimization))
    - Evidence informing the 2040 market-value input; displayed series and growth include calculations: Provides a commercial counterexample to extrapolating passenger growth directly into machine counts throughout the long-range forecast. ([portseattle.org](https://www.portseattle.org/projects/baggage-handling-system-optimization))
12. Smiths Group PLC - Half Year Results for the Six Months Ended 31 January 2026
    - Evidence informing the 2026 market-value input; displayed series and growth include calculations: Reports xx.xx% organic growth for Smiths Detection in HY2026, with aviation checkpoint upgrades contributing. Supports a positive 2026 nowcast, not a directly observed global growth rate. ([www-live.smiths.com](https://www-live.smiths.com/media/villk35h/smiths-hy26-results-press-release.pdf))
13. ACI World - Biannual global air travel demand update, 30 September 2025
    - Evidence informing base-year allocation inputs; displayed values and growth are calculated: Regional traffic-scale input; geographic rebasing and spending intensities are modeled.
    - Evidence informing forecast-year allocation inputs; displayed values and growth are calculated: Regional traffic-scale input; geographic rebasing and spending intensities are modeled.
    - Evidence informing base-year allocation inputs; displayed values and growth are calculated: Regional traffic-scale input; Mexico is reassigned to its captured North American parent.
    - Evidence informing forecast-year allocation inputs; displayed values and growth are calculated: Regional traffic-scale input; Mexico is reassigned to its captured North American parent.
    - Evidence informing base-year allocation inputs; displayed values and growth are calculated: Regional traffic-scale input; source membership differs from the captured hierarchy.
    - Evidence informing forecast-year allocation inputs; displayed values and growth are calculated: Regional traffic-scale input; source membership differs from the captured hierarchy.
    - Evidence informing base-year allocation inputs; displayed values and growth are calculated: Regional traffic-scale input before the modeled Turkey and Israel bridge.
    - Evidence informing forecast-year allocation inputs; displayed values and growth are calculated: Regional traffic-scale input before the modeled Turkey and Israel bridge.
    - Evidence informing base-year allocation inputs; displayed values and growth are calculated: The xx.xx-million 2025 traffic estimate constrains the regional demand proxy, not equipment spending.
    - Evidence informing forecast-year allocation inputs; displayed values and growth are calculated: The xx.xx-million 2025 traffic estimate constrains the regional demand proxy, not equipment spending.
    - Evidence informing base-year allocation inputs; displayed values and growth are calculated: The xx.xx-billion 2025 traffic estimate constrains regional scale; forecast purchasing convergence is assumed.
    - Evidence informing forecast-year allocation inputs; displayed values and growth are calculated: The xx.xx-billion 2025 traffic estimate constrains regional scale; forecast purchasing convergence is assumed.

14. CATSA - 2025 Annual Report, Management's Discussion and Analysis
    - Evidence informing base-year allocation inputs; displayed values and growth are calculated: C$xx.xx EDS capital expenditure constrains the Canadian expenditure calibration; baggage attribution is modeled.
    - Evidence informing forecast-year allocation inputs; displayed values and growth are calculated: C$xx.xx EDS capital expenditure constrains the Canadian expenditure calibration; baggage attribution is modeled.
    - Evidence informing base-year allocation inputs; displayed values and growth are calculated: Buyer-spending calibration supports a premium regional equipment/support intensity, not an observed regional share.
    - Evidence informing forecast-year allocation inputs; displayed values and growth are calculated: Buyer-spending calibration supports a premium regional equipment/support intensity, not an observed regional share.
15. Leidos - Leidos wins TSA logistics contract, 23 January 2025
    - Evidence informing base-year allocation inputs; displayed values and growth are calculated: The eight-year, USD xx.xx maximum sustainment award covers xx.xx units at over xx.xx locations; scope and realization adjustments are modeled.
    - Evidence informing forecast-year allocation inputs; displayed values and growth are calculated: The eight-year, USD xx.xx maximum sustainment award covers xx.xx units at over xx.xx locations; scope and realization adjustments are modeled.
    - Evidence informing base-year allocation inputs; displayed values and growth are calculated: Supports recurring-support scale and manufacturer-coordination constraints, not unrestricted service access.
    - Evidence informing forecast-year allocation inputs; displayed values and growth are calculated: Supports recurring-support scale and manufacturer-coordination constraints, not unrestricted service access.
16. ACI-LAC - Air Traffic in Latin America and the Caribbean Maintains Growth Trajectory with a 5% Increase in 2025
    - Evidence informing base-year allocation inputs; displayed values and growth are calculated: Brazil's xx.xx-million airport-traffic aggregate constrains its demand scale; equipment intensity remains modeled.
    - Evidence informing forecast-year allocation inputs; displayed values and growth are calculated: Brazil's xx.xx-million airport-traffic aggregate constrains its demand scale; equipment intensity remains modeled.
    - Evidence informing base-year allocation inputs; displayed values and growth are calculated: Regional traffic evidence constrains the common country model while leaving uncatalogued activity.
    - Evidence informing forecast-year allocation inputs; displayed values and growth are calculated: Regional traffic evidence constrains the common country model while leaving uncatalogued activity.
17. Eurostat - Air passenger transport statistics, December 2025, Table 1: 2024 country traffic
    - Evidence informing base-year allocation inputs; displayed values and growth are calculated: Traffic primitive.
    - Evidence informing forecast-year allocation inputs; displayed values and growth are calculated: Traffic primitive.
18. Eurostat - Air passenger transport: data by month
    - Evidence informing base-year allocation inputs; displayed values and growth are calculated: Interim country changes inform assumed 2025 bridges; domestic endpoint and expenditure adjustments remain modeled.
    - Evidence informing forecast-year allocation inputs; displayed values and growth are calculated: Interim country changes inform assumed 2025 bridges; domestic endpoint and expenditure adjustments remain modeled.

19. ACI EUROPE - 2025 all about traffic resilience as Europe's airports welcomed an additional 100 million passengers
    - Evidence informing base-year allocation inputs; displayed values and growth are calculated: Country growth heterogeneity constrains the shared European purchasing model.
    - Evidence informing forecast-year allocation inputs; displayed values and growth are calculated: Country growth heterogeneity constrains the shared European purchasing model.
    - Evidence informing base-year allocation inputs; displayed values and growth are calculated: Published Russian weakness constrains, rather than validates, its working scale.
    - Evidence informing forecast-year allocation inputs; displayed values and growth are calculated: Published Russian weakness constrains, rather than validates, its working scale.
    - Evidence informing base-year allocation inputs; displayed values and growth are calculated: Annual growth input to the 2025 bridge.
    - Evidence informing forecast-year allocation inputs; displayed values and growth are calculated: Annual growth input to the 2025 bridge.
20. UK Civil Aviation Authority - UK aviation officially breaks records with over 300m passenger journeys in 2025
    - Evidence informing base-year allocation inputs; displayed values and growth are calculated: The xx.xx-million UK-and-Crown-Dependency headline constrains the modeled UK country traffic bridge.
    - Evidence informing forecast-year allocation inputs; displayed values and growth are calculated: The xx.xx-million UK-and-Crown-Dependency headline constrains the modeled UK country traffic bridge.
21. Fraport - AI for Monitoring Aviation Security, 22 January 2026
    - Evidence informing base-year allocation inputs; displayed values and growth are calculated: Over xx.xx CT scanners and approximately EUR xx.xx cumulative checkpoint investment support a premium installed-mix premise, not annual national revenue.
    - Evidence informing forecast-year allocation inputs; displayed values and growth are calculated: Over xx.xx CT scanners and approximately EUR xx.xx cumulative checkpoint investment support a premium installed-mix premise, not annual national revenue.
    - Evidence informing base-year allocation inputs; displayed values and growth are calculated: Quantified national deployment provides an independent test of heterogeneous European modernization.
    - Evidence informing forecast-year allocation inputs; displayed values and growth are calculated: Quantified national deployment provides an independent test of heterogeneous European modernization.
22. ECAC - Common Evaluation Process of security equipment
    - Evidence informing base-year allocation inputs; displayed values and growth are calculated: Evaluation is not national approval; no uniform cross-country market-access premium is assumed.
    - Evidence informing forecast-year allocation inputs; displayed values and growth are calculated: Evaluation is not national approval; no uniform cross-country market-access premium is assumed.
23. DHMİ - Havayolunda Cumhuriyet Tarihinin Rekoru, 9 January 2026
    - Evidence informing base-year allocation inputs; displayed values and growth are calculated: Supports the traffic rebasing into the captured Middle Eastern parent.
    - Evidence informing forecast-year allocation inputs; displayed values and growth are calculated: Supports the traffic rebasing into the captured Middle Eastern parent.
24. Smiths Detection - DAEP checkpoint screening contract for Dubai International Airport, 7 May 2025
    - Evidence informing base-year allocation inputs; displayed values and growth are calculated: Purchaser-specific award evidence supports a bounded premium-mix premise, not a GCC-wide allocation.
    - Evidence informing forecast-year allocation inputs; displayed values and growth are calculated: Purchaser-specific award evidence supports a bounded premium-mix premise, not a GCC-wide allocation.
25. Airports Company South Africa - Airport statistics
    - Evidence informing base-year allocation inputs; displayed values and growth are calculated: Provides an operating-network commercial anchor for the regional installed-base premise.
    - Evidence informing forecast-year allocation inputs; displayed values and growth are calculated: Provides an operating-network commercial anchor for the regional installed-base premise.

26. CAAC - 2025 Civil Aviation Industry Development Statistical Bulletin, 17 April 2026
    - Evidence informing base-year allocation inputs; displayed values and growth are calculated: Reports xx.xx mainland airport movements and xx.xx transport airports in 2025; the Hong Kong/Macao extension is modeled.
    - Evidence informing forecast-year allocation inputs; displayed values and growth are calculated: Reports xx.xx mainland airport movements and xx.xx transport airports in 2025; the Hong Kong/Macao extension is modeled.
    - Evidence informing base-year allocation inputs; displayed values and growth are calculated: Large-market traffic and airport-network scale constrain the regional demand model.
    - Evidence informing forecast-year allocation inputs; displayed values and growth are calculated: Large-market traffic and airport-network scale constrain the regional demand model.
27. Sydney Airport - Traffic and Operational Performance Q4 2025
    - Evidence informing base-year allocation inputs; displayed values and growth are calculated: Sydney's xx.xx-million traffic and staged xx.xx-lane/six-of-seven-lane deployment constrain national scale and modernization assumptions.
    - Evidence informing forecast-year allocation inputs; displayed values and growth are calculated: Sydney's xx.xx-million traffic and staged xx.xx-lane/six-of-seven-lane deployment constrain national scale and modernization assumptions.
    - Evidence informing base-year allocation inputs; displayed values and growth are calculated: Quantified staged deployment supports regional heterogeneity, not a common modernization timetable.
    - Evidence informing forecast-year allocation inputs; displayed values and growth are calculated: Quantified staged deployment supports regional heterogeneity, not a common modernization timetable.
28. U.S. Senator Michael Bennet - SAFEGUARDS Act announcement, 23 July 2025
    - Evidence informing base-year allocation inputs; displayed values and growth are calculated: The xx.xx-airport and xx.xx-lane national footprint constrains minimum network support; proposed funding is not counted as realized revenue.
    - Evidence informing forecast-year allocation inputs; displayed values and growth are calculated: The xx.xx-airport and xx.xx-lane national footprint constrains minimum network support; proposed funding is not counted as realized revenue.
29. Procurement of Next Generation Security Checkpoint Equipment - Contract Award Notice
    - Evidence informing base-year allocation inputs; displayed values and growth are calculated: The bundled award does not identify a mixed-location package or its attributable price, preventing automatic hybrid classification. ([sell2wales.gov.wales](https://www.sell2wales.gov.wales/search/show/search_view.aspx?ID=NOV417275))
    - Evidence informing forecast-year allocation inputs; displayed values and growth are calculated: The bundled award does not identify a mixed-location package or its attributable price, preventing automatic hybrid classification. ([sell2wales.gov.wales](https://www.sell2wales.gov.wales/search/show/search_view.aspx?ID=NOV417275))
30. CATSA 2025 Annual Report - Overview of Activities
    - Evidence informing base-year allocation inputs; displayed values and growth are calculated: Deployment coverage constrains the addressable network-enabled pool; it does not disclose hybrid contracts or justify the modeled hybrid percentage. ([catsa-acsta.gc.ca](https://www.catsa-acsta.gc.ca/en/publications/2025-annual-report/overview-activities))
    - Evidence informing forecast-year allocation inputs; displayed values and growth are calculated: Deployment coverage constrains the addressable network-enabled pool; it does not disclose hybrid contracts or justify the modeled hybrid percentage. ([catsa-acsta.gc.ca](https://www.catsa-acsta.gc.ca/en/publications/2025-annual-report/overview-activities))

31. Annual Report 2024 - CATSA's Operating Environment
· Evidence informing base-year allocation inputs; displayed values and growth are calculated: Provides a historical network-enabled deployment anchor, while leaving the physical mixed-location contract share unmeasured.
([catsa-acsta.gc.ca](https://www.catsa-acsta.gc.ca/en/publications/catsa-s-operating-environment))
· Evidence informing forecast-year allocation inputs; displayed values and growth are calculated: Provides a historical network-enabled deployment anchor, while leaving the physical mixed-location contract share unmeasured.
([catsa-acsta.gc.ca](https://www.catsa-acsta.gc.ca/en/publications/catsa-s-operating-environment))

13.4. Off-Site Remote Image Review

Table 183. Global Airport Baggage Screening Systems Market Size, by Off-Site Remote Image Review, by Region, 2017-2040 (USD Million)

Region	2017	2024	2025	2026	2027	2032	2040	CAGR (%)
Africa	xx.xx	xx.xx	xx.xx	xx.xx	xx.xx	xx.xx	xx.xx	xx.xx
Asia-Pacific	xx.xx	xx.xx	xx.xx	xx.xx	xx.xx	xx.xx	xx.xx	xx.xx
Europe	xx.xx	xx.xx	xx.xx	xx.xx	xx.xx	xx.xx	xx.xx	xx.xx
Latin America	xx.xx	xx.xx	xx.xx	xx.xx	xx.xx	xx.xx	xx.xx	xx.xx
Middle East	xx.xx	xx.xx	xx.xx	xx.xx	xx.xx	xx.xx	xx.xx	xx.xx
North America	xx.xx	xx.xx	xx.xx	xx.xx	xx.xx	xx.xx	xx.xx	xx.xx
Total	**xx.xx**	**xx.xx**	**xx.xx**	**xx.xx**	**xx.xx**	**xx.xx**	**xx.xx**	**xx.xx**

Table 184. Global Airport Baggage Screening Systems Market Size, by Off-Site Remote Image Review, by Group, 2017-2040 (USD Million)

Group	2017	2024	2025	2026	2027	2032	2040	CAGR (%)
ASEAN	xx.xx	xx.xx	xx.xx	xx.xx	xx.xx	xx.xx	xx.xx	xx.xx
BRICS	xx.xx	xx.xx	xx.xx	xx.xx	xx.xx	xx.xx	xx.xx	xx.xx
European Union	xx.xx	xx.xx	xx.xx	xx.xx	xx.xx	xx.xx	xx.xx	xx.xx
G7	xx.xx	xx.xx	xx.xx	xx.xx	xx.xx	xx.xx	xx.xx	xx.xx
GCC	xx.xx	xx.xx	xx.xx	xx.xx	xx.xx	xx.xx	xx.xx	xx.xx
NATO	xx.xx	xx.xx	xx.xx	xx.xx	xx.xx	xx.xx	xx.xx	xx.xx

Table 185. Global Airport Baggage Screening Systems Market Size, by Off-Site Remote Image Review, by Country, 2017-2040 (USD Million)

Country	2017	2024	2025	2026	2027	2032	2040	CAGR (%)
Australia	xx.xx	xx.xx	xx.xx	xx.xx	xx.xx	xx.xx	xx.xx	xx.xx
Brazil	xx.xx	xx.xx	xx.xx	xx.xx	xx.xx	xx.xx	xx.xx	xx.xx
Canada	xx.xx	xx.xx	xx.xx	xx.xx	xx.xx	xx.xx	xx.xx	xx.xx
China	xx.xx	xx.xx	xx.xx	xx.xx	xx.xx	xx.xx	xx.xx	xx.xx
France	xx.xx	xx.xx	xx.xx	xx.xx	xx.xx	xx.xx	xx.xx	xx.xx
Germany	xx.xx	xx.xx	xx.xx	xx.xx	xx.xx	xx.xx	xx.xx	xx.xx
India	xx.xx	xx.xx	xx.xx	xx.xx	xx.xx	xx.xx	xx.xx	xx.xx
Italy	xx.xx	xx.xx	xx.xx	xx.xx	xx.xx	xx.xx	xx.xx	xx.xx
Japan	xx.xx	xx.xx	xx.xx	xx.xx	xx.xx	xx.xx	xx.xx	xx.xx
Mexico	xx.xx	xx.xx	xx.xx	xx.xx	xx.xx	xx.xx	xx.xx	xx.xx
Russia	xx.xx	xx.xx	xx.xx	xx.xx	xx.xx	xx.xx	xx.xx	xx.xx
South Korea	xx.xx	xx.xx	xx.xx	xx.xx	xx.xx	xx.xx	xx.xx	xx.xx
Spain	xx.xx	xx.xx	xx.xx	xx.xx	xx.xx	xx.xx	xx.xx	xx.xx
United Kingdom	xx.xx	xx.xx	xx.xx	xx.xx	xx.xx	xx.xx	xx.xx	xx.xx
United States	xx.xx	xx.xx	xx.xx	xx.xx	xx.xx	xx.xx	xx.xx	xx.xx
Others	xx.xx	xx.xx	xx.xx	xx.xx	xx.xx	xx.xx	xx.xx	xx.xx
Total	**xx.xx**	**xx.xx**	**xx.xx**	**xx.xx**	**xx.xx**	**xx.xx**	**xx.xx**	**xx.xx**

Sources & Evidence

1. International Remote Baggage Screening - Pacific Northwest National Laboratory

   · Taxonomy evidence: The public laboratory describes checked-baggage images acquired abroad and reviewed by U.S. border/security officers before arrival, including completed pilots. This supports a cross-site review configuration, not an unrestricted commercial primary-screening deployment or separately attributable system revenue. ([pnnl.gov](https://www.pnnl.gov/projects/international-remote-baggage-screening))

   · Taxonomy evidence: The public laboratory describes transmission of checked-baggage images from international departure airports for remote U.S. review and reports completed pilots. This establishes cross-site review configurations, not separately attributable commercial system revenue. ([pnnl.gov](https://www.pnnl.gov/projects/international-remote-baggage-screening))

2. House Report 119-173 - Department of Homeland Security Appropriations Bill, 2026

   · Evidence informing the 2030 market-value input; displayed series and growth include calculations: The aging installed fleet supports replacement demand, but does not establish the forecast's realization dates or annual purchasing rate. ([govinfo.gov](https://www.govinfo.gov/content/pkg/CRPT-119hrpt173/html/CRPT-119hrpt173.htm))

3. GAO-24-106573 - DHS Annual Assessment: Most Programs Are Meeting Current Goals, but Some Continue to Face Cost and Schedule Challenges
   · Evidence informing the 2026 market-value input; displayed series and growth include calculations: Reports plans for xx.xx checkpoint systems and xx.xx increment-one deployments by September 2023; supports an incomplete replacement cycle rather than universal CT adoption.
   ([gao.gov](https://www.gao.gov/assets/gao-xx.xx-xx.xx.pdf))
4. Global Airport Passenger Traffic Reaches Record 9.8 Billion in 2025, Airports Council International World reports
   · Evidence informing the 2026 market-value input; displayed series and growth include calculations: Reports cooling passenger-growth momentum in 2026, supporting moderation of traffic-driven equipment expansion despite continuing replacement demand.
   ([aci.aero](https://aci.aero/2026/xx.xx/xx.xx/global-airport-passenger-traffic-reaches-record-xx.xx-xx.xx-billion-in-2025-airports-council-international-world-reports/))
   · Evidence informing base-year allocation inputs; displayed values and growth are calculated: Full-year 2025 traffic weakness qualifies the mature-market expansion assumption.
   · Evidence informing forecast-year allocation inputs; displayed values and growth are calculated: Full-year 2025 traffic weakness qualifies the mature-market expansion assumption.
   · Evidence informing base-year allocation inputs; displayed values and growth are calculated: Full-year growth provides a regional direction check, not an equipment-share observation.
   · Evidence informing forecast-year allocation inputs; displayed values and growth are calculated: Full-year growth provides a regional direction check, not an equipment-share observation.
   · Evidence informing base-year allocation inputs; displayed values and growth are calculated: Full-year traffic growth constrains the regional demand premise.
   · Evidence informing forecast-year allocation inputs; displayed values and growth are calculated: Full-year traffic growth constrains the regional demand premise.
   · Evidence informing forecast-year allocation inputs; displayed values and growth are calculated: The reported first-half 2026 decline of xx.xx% constrains the recovery scenario.
   · Evidence informing base-year allocation inputs; displayed values and growth are calculated: Reported 2025 growth provides a demand-direction check; procurement intensity remains assumed.
   · Evidence informing forecast-year allocation inputs; displayed values and growth are calculated: Reported 2025 growth provides a demand-direction check; procurement intensity remains assumed.
   · Evidence informing base-year allocation inputs; displayed values and growth are calculated: Reported traffic momentum supports differentiated demand, not the final modeled forecast share.
   · Evidence informing forecast-year allocation inputs; displayed values and growth are calculated: Reported traffic momentum supports differentiated demand, not the final modeled forecast share.
5. Smiths Group PLC - Full Year Results for the 12 Months Ended 31 July 2025
   · Evidence informing the 2024 market-value input; displayed series and growth include calculations: Discloses aviation original-equipment revenue of xx.xx and aftermarket revenue of xx.xx for FY2024; supplies historical cycle proxies.
   ([www-live.smiths.com](https://www-live.smiths.com/media/snqpxwkd/smiths-group-plc-annual-results-2025-press-release.pdf))
   · Evidence informing the 2027 market-value input; displayed series and growth include calculations: Reports approximately xx.xx cumulative CTiX sales and continuing aviation upgrade demand; supports replacement activity, not an observed global forecast.
   ([www-live.smiths.com](https://www-live.smiths.com/media/snqpxwkd/smiths-group-plc-annual-results-2025-press-release.pdf))

6. Smiths Group PLC - Annual Report & Accounts FY2023
   - Evidence informing the 2022 market-value input; displayed series and growth include calculations: Reports FY2022 aviation original-equipment revenue of xx.xx, used as a dimensionless historical capital-cycle proxy. ([www-live.smiths.com](https://www-live.smiths.com/media/phjp1j44/smiths-annual-report-2023.pdf))
   - Evidence informing the 2023 market-value input; displayed series and growth include calculations: Reports FY2023 aviation original-equipment revenue of xx.xx and aftermarket revenue of xx.xx; supports the modeled recovery direction. ([www-live.smiths.com](https://www-live.smiths.com/media/phjp1j44/smiths-annual-report-2023.pdf))
7. Smiths Group PLC - Annual Report FY2022
   - Evidence informing the 2021 market-value input; displayed series and growth include calculations: Reports FY2021 aviation revenue of xx.xx, providing a historical purchasing-cycle reference rather than a global observation. ([www-live.smiths.com](https://www-live.smiths.com/media/xjvdpblr/smiths-annual-report-2022-report.pdf))
   - Evidence informing the 2022 market-value input; displayed series and growth include calculations: Reports FY2022 aviation revenue of xx.xx and continued weakness in aviation original equipment; supports a delayed capital-spending trough. ([www-live.smiths.com](https://www-live.smiths.com/media/xjvdpblr/smiths-annual-report-2022-report.pdf))
8. Smiths Group PLC - Annual Results for the Year Ended 31 July 2019
   - Evidence informing the 2018 market-value input; displayed series and growth include calculations: Reports FY2018 aviation revenue of xx.xx, supplying the historical comparison underlying the backcast. ([smiths.com](https://www.smiths.com/media/u4wla1bw/smiths-group-plc-annual-results-2019-press-release.pdf))
   - Evidence informing the 2019 market-value input; displayed series and growth include calculations: Reports FY2019 aviation revenue of xx.xx and customer delivery deferrals, qualifying a traffic-only growth model. ([smiths.com](https://www.smiths.com/media/u4wla1bw/smiths-group-plc-annual-results-2019-press-release.pdf))
   - Evidence informing the 2020 market-value input; displayed series and growth include calculations: Identifies deliveries deferred into FY2020; supports the possibility of backlog-supported spending despite a contemporaneous traffic shock, not the exact modeled growth rate. ([smiths.com](https://www.smiths.com/media/u4wla1bw/smiths-group-plc-annual-results-2019-press-release.pdf))
9. ACI World - The High-Wire Balancing Act: Global Air Transport Demand in 2018 and 2019
   - Evidence informing the 2017 market-value input; displayed series and growth include calculations: Reports xx.xx airport passengers and xx.xx% growth in 2018; the growth observation informs the 2017 backcast bridge. ([blog.aci.aero](https://blog.aci.aero/airport-economics/the-high-wire-balancing-act-global-air-transport-demand-in-2018-and-2019/))
   - Evidence informing the 2018 market-value input; displayed series and growth include calculations: Provides the observed 2018 traffic-growth reference, not an equipment-market growth observation. ([blog.aci.aero](https://blog.aci.aero/airport-economics/the-high-wire-balancing-act-global-air-transport-demand-in-2018-and-2019/))
10. ICAO A42-WP/556 - State of the Industry and Outlook for Airport Traffic, Presented by ACI
    - Evidence informing the 2020 market-value input; displayed series and growth include calculations: Records the collapse from xx.xx airport passengers in 2019 to xx.xx in 2020; constrains the shock and funding-risk interpretation. ([icao.int](https://www.icao.int/sites/default/files/Meetings/a42/Documents/WP/wp_556_en.pdf))
    - Evidence informing the 2021 market-value input; displayed series and growth include calculations: Reports xx.xx airport passengers in 2021, supporting a prolonged funding and activity shock. ([icao.int](https://www.icao.int/sites/default/files/Meetings/a42/Documents/WP/wp_556_en.pdf))
    - Evidence informing the 2023 market-value input; displayed series and growth include calculations: Reports xx.xx airport passengers in 2023; traffic recovery is distinguished from equipment purchasing. ([icao.int](https://www.icao.int/sites/default/files/Meetings/a42/Documents/WP/wp_556_en.pdf))
    - Evidence informing the 2024 market-value input; displayed series and growth include calculations: Reports xx.xx airport passengers in 2024, providing a demand recovery cross-check. ([icao.int](https://www.icao.int/sites/default/files/Meetings/a42/Documents/WP/wp_556_en.pdf))

11. Port of Seattle - Baggage Handling System Optimization
    - Evidence informing the 2029 market-value input; displayed series and growth include calculations: Seattle plans to consolidate six baggage-screening systems, increase supported passenger capacity, and reduce screening-machine demand. Supports integration spending without one-for-one detector growth. ([portseattle.org](https://www.portseattle.org/projects/baggage-handling-system-optimization))
    - Evidence informing the 2032 market-value input; displayed series and growth include calculations: The consolidation example constrains equipment-volume assumptions; its whole baggage-handling project value is excluded from market sizing. ([portseattle.org](https://www.portseattle.org/projects/baggage-handling-system-optimization))
    - Evidence informing the 2040 market-value input; displayed series and growth include calculations: Provides a commercial counterexample to extrapolating passenger growth directly into machine counts throughout the long-range forecast. ([portseattle.org](https://www.portseattle.org/projects/baggage-handling-system-optimization))
12. Smiths Group PLC - Half Year Results for the Six Months Ended 31 January 2026
    - Evidence informing the 2026 market-value input; displayed series and growth include calculations: Reports xx.xx% organic growth for Smiths Detection in HY2026, with aviation checkpoint upgrades contributing. Supports a positive 2026 nowcast, not a directly observed global growth rate. ([www-live.smiths.com](https://www-live.smiths.com/media/villk35h/smiths-hy26-results-press-release.pdf))
13. ACI World - Biannual global air travel demand update, 30 September 2025
    - Evidence informing base-year allocation inputs; displayed values and growth are calculated: Regional traffic-scale input; geographic rebasing and spending intensities are modeled.
    - Evidence informing forecast-year allocation inputs; displayed values and growth are calculated: Regional traffic-scale input; geographic rebasing and spending intensities are modeled.
    - Evidence informing base-year allocation inputs; displayed values and growth are calculated: Regional traffic-scale input; Mexico is reassigned to its captured North American parent.
    - Evidence informing forecast-year allocation inputs; displayed values and growth are calculated: Regional traffic-scale input; Mexico is reassigned to its captured North American parent.
    - Evidence informing base-year allocation inputs; displayed values and growth are calculated: Regional traffic-scale input; source membership differs from the captured hierarchy.
    - Evidence informing forecast-year allocation inputs; displayed values and growth are calculated: Regional traffic-scale input; source membership differs from the captured hierarchy.
    - Evidence informing base-year allocation inputs; displayed values and growth are calculated: Regional traffic-scale input before the modeled Turkey and Israel bridge.
    - Evidence informing forecast-year allocation inputs; displayed values and growth are calculated: Regional traffic-scale input before the modeled Turkey and Israel bridge.
    - Evidence informing base-year allocation inputs; displayed values and growth are calculated: The xx.xx-million 2025 traffic estimate constrains the regional demand proxy, not equipment spending.
    - Evidence informing forecast-year allocation inputs; displayed values and growth are calculated: The xx.xx-million 2025 traffic estimate constrains the regional demand proxy, not equipment spending.
    - Evidence informing base-year allocation inputs; displayed values and growth are calculated: The xx.xx-billion 2025 traffic estimate constrains regional scale; forecast purchasing convergence is assumed.
    - Evidence informing forecast-year allocation inputs; displayed values and growth are calculated: The xx.xx-billion 2025 traffic estimate constrains regional scale; forecast purchasing convergence is assumed.

14. CATSA - 2025 Annual Report, Management's Discussion and Analysis
    - Evidence informing base-year allocation inputs; displayed values and growth are calculated: C$xx.xx EDS capital expenditure constrains the Canadian expenditure calibration; baggage attribution is modeled.
    - Evidence informing forecast-year allocation inputs; displayed values and growth are calculated: C$xx.xx EDS capital expenditure constrains the Canadian expenditure calibration; baggage attribution is modeled.
    - Evidence informing base-year allocation inputs; displayed values and growth are calculated: Buyer-spending calibration supports a premium regional equipment/support intensity, not an observed regional share.
    - Evidence informing forecast-year allocation inputs; displayed values and growth are calculated: Buyer-spending calibration supports a premium regional equipment/support intensity, not an observed regional share.
15. Leidos - Leidos wins TSA logistics contract, 23 January 2025
    - Evidence informing base-year allocation inputs; displayed values and growth are calculated: The eight-year, USD xx.xx maximum sustainment award covers xx.xx units at over xx.xx locations; scope and realization adjustments are modeled.
    - Evidence informing forecast-year allocation inputs; displayed values and growth are calculated: The eight-year, USD xx.xx maximum sustainment award covers xx.xx units at over xx.xx locations; scope and realization adjustments are modeled.
    - Evidence informing base-year allocation inputs; displayed values and growth are calculated: Supports recurring-support scale and manufacturer-coordination constraints, not unrestricted service access.
    - Evidence informing forecast-year allocation inputs; displayed values and growth are calculated: Supports recurring-support scale and manufacturer-coordination constraints, not unrestricted service access.
16. ACI-LAC - Air Traffic in Latin America and the Caribbean Maintains Growth Trajectory with a 5% Increase in 2025
    - Evidence informing base-year allocation inputs; displayed values and growth are calculated: Brazil's xx.xx-million airport-traffic aggregate constrains its demand scale; equipment intensity remains modeled.
    - Evidence informing forecast-year allocation inputs; displayed values and growth are calculated: Brazil's xx.xx-million airport-traffic aggregate constrains its demand scale; equipment intensity remains modeled.
    - Evidence informing base-year allocation inputs; displayed values and growth are calculated: Regional traffic evidence constrains the common country model while leaving uncatalogued activity.
    - Evidence informing forecast-year allocation inputs; displayed values and growth are calculated: Regional traffic evidence constrains the common country model while leaving uncatalogued activity.
17. Eurostat - Air passenger transport statistics, December 2025, Table 1: 2024 country traffic
    - Evidence informing base-year allocation inputs; displayed values and growth are calculated: Traffic primitive.
    - Evidence informing forecast-year allocation inputs; displayed values and growth are calculated: Traffic primitive.
18. Eurostat - Air passenger transport: data by month
    - Evidence informing base-year allocation inputs; displayed values and growth are calculated: Interim country changes inform assumed 2025 bridges; domestic endpoint and expenditure adjustments remain modeled.
    - Evidence informing forecast-year allocation inputs; displayed values and growth are calculated: Interim country changes inform assumed 2025 bridges; domestic endpoint and expenditure adjustments remain modeled.

19. ACI EUROPE - 2025 all about traffic resilience as Europe's airports welcomed an additional 100 million passengers
    - Evidence informing base-year allocation inputs; displayed values and growth are calculated: Country growth heterogeneity constrains the shared European purchasing model.
    - Evidence informing forecast-year allocation inputs; displayed values and growth are calculated: Country growth heterogeneity constrains the shared European purchasing model.
    - Evidence informing base-year allocation inputs; displayed values and growth are calculated: Published Russian weakness constrains, rather than validates, its working scale.
    - Evidence informing forecast-year allocation inputs; displayed values and growth are calculated: Published Russian weakness constrains, rather than validates, its working scale.
    - Evidence informing base-year allocation inputs; displayed values and growth are calculated: Annual growth input to the 2025 bridge.
    - Evidence informing forecast-year allocation inputs; displayed values and growth are calculated: Annual growth input to the 2025 bridge.
20. UK Civil Aviation Authority - UK aviation officially breaks records with over 300m passenger journeys in 2025
    - Evidence informing base-year allocation inputs; displayed values and growth are calculated: The xx.xx-million UK-and-Crown-Dependency headline constrains the modeled UK country traffic bridge.
    - Evidence informing forecast-year allocation inputs; displayed values and growth are calculated: The xx.xx-million UK-and-Crown-Dependency headline constrains the modeled UK country traffic bridge.
21. Fraport - AI for Monitoring Aviation Security, 22 January 2026
    - Evidence informing base-year allocation inputs; displayed values and growth are calculated: Over xx.xx CT scanners and approximately EUR xx.xx cumulative checkpoint investment support a premium installed-mix premise, not annual national revenue.
    - Evidence informing forecast-year allocation inputs; displayed values and growth are calculated: Over xx.xx CT scanners and approximately EUR xx.xx cumulative checkpoint investment support a premium installed-mix premise, not annual national revenue.
    - Evidence informing base-year allocation inputs; displayed values and growth are calculated: Quantified national deployment provides an independent test of heterogeneous European modernization.
    - Evidence informing forecast-year allocation inputs; displayed values and growth are calculated: Quantified national deployment provides an independent test of heterogeneous European modernization.
22. ECAC - Common Evaluation Process of security equipment
    - Evidence informing base-year allocation inputs; displayed values and growth are calculated: Evaluation is not national approval; no uniform cross-country market-access premium is assumed.
    - Evidence informing forecast-year allocation inputs; displayed values and growth are calculated: Evaluation is not national approval; no uniform cross-country market-access premium is assumed.
23. DHMİ - Havayolunda Cumhuriyet Tarihinin Rekoru, 9 January 2026
    - Evidence informing base-year allocation inputs; displayed values and growth are calculated: Supports the traffic rebasing into the captured Middle Eastern parent.
    - Evidence informing forecast-year allocation inputs; displayed values and growth are calculated: Supports the traffic rebasing into the captured Middle Eastern parent.
24. Smiths Detection - DAEP checkpoint screening contract for Dubai International Airport, 7 May 2025
    - Evidence informing base-year allocation inputs; displayed values and growth are calculated: Purchaser-specific award evidence supports a bounded premium-mix premise, not a GCC-wide allocation.
    - Evidence informing forecast-year allocation inputs; displayed values and growth are calculated: Purchaser-specific award evidence supports a bounded premium-mix premise, not a GCC-wide allocation.
25. Airports Company South Africa - Airport statistics
    - Evidence informing base-year allocation inputs; displayed values and growth are calculated: Provides an operating-network commercial anchor for the regional installed-base premise.
    - Evidence informing forecast-year allocation inputs; displayed values and growth are calculated: Provides an operating-network commercial anchor for the regional installed-base premise.

26. CAAC - 2025 Civil Aviation Industry Development Statistical Bulletin, 17 April 2026
    - Evidence informing base-year allocation inputs; displayed values and growth are calculated: Reports xx.xx mainland airport movements and xx.xx transport airports in 2025; the Hong Kong/Macao extension is modeled.
    - Evidence informing forecast-year allocation inputs; displayed values and growth are calculated: Reports xx.xx mainland airport movements and xx.xx transport airports in 2025; the Hong Kong/Macao extension is modeled.
    - Evidence informing base-year allocation inputs; displayed values and growth are calculated: Large-market traffic and airport-network scale constrain the regional demand model.
    - Evidence informing forecast-year allocation inputs; displayed values and growth are calculated: Large-market traffic and airport-network scale constrain the regional demand model.
27. Sydney Airport - Traffic and Operational Performance Q4 2025
    - Evidence informing base-year allocation inputs; displayed values and growth are calculated: Sydney's xx.xx-million traffic and staged xx.xx-lane/six-of-seven-lane deployment constrain national scale and modernization assumptions.
    - Evidence informing forecast-year allocation inputs; displayed values and growth are calculated: Sydney's xx.xx-million traffic and staged xx.xx-lane/six-of-seven-lane deployment constrain national scale and modernization assumptions.
    - Evidence informing base-year allocation inputs; displayed values and growth are calculated: Quantified staged deployment supports regional heterogeneity, not a common modernization timetable.
    - Evidence informing forecast-year allocation inputs; displayed values and growth are calculated: Quantified staged deployment supports regional heterogeneity, not a common modernization timetable.
28. U.S. Senator Michael Bennet - SAFEGUARDS Act announcement, 23 July 2025
    - Evidence informing base-year allocation inputs; displayed values and growth are calculated: The xx.xx-airport and xx.xx-lane national footprint constrains minimum network support; proposed funding is not counted as realized revenue.
    - Evidence informing forecast-year allocation inputs; displayed values and growth are calculated: The xx.xx-airport and xx.xx-lane national footprint constrains minimum network support; proposed funding is not counted as realized revenue.
29. Greater Orlando Aviation Authority - Minutes of the February 19, 2025 Meeting
    - Evidence informing base-year allocation inputs; displayed values and growth are calculated: Authorizes up to USD xx.xx for baggage-system and Remote Screening Facility network/server separation. Half this ceiling is an explicitly assumed deployment-cost comparator, not observed off-site receipts. ([assets.ctfassets.net](https://assets.ctfassets.net/qiecpoxp4bka/6BCjKImOwJmeZxqtGVdpYR/1e2d759a2c44b5b6d71193cb9927ec75/2025-xx.xx-19_Board_Minutes.pdf))
    - Evidence informing forecast-year allocation inputs; displayed values and growth are calculated: Authorizes up to USD xx.xx for baggage-system and Remote Screening Facility network/server separation. Half this ceiling is an explicitly assumed deployment-cost comparator, not observed off-site receipts. ([assets.ctfassets.net](https://assets.ctfassets.net/qiecpoxp4bka/6BCjKImOwJmeZxqtGVdpYR/1e2d759a2c44b5b6d71193cb9927ec75/2025-xx.xx-19_Board_Minutes.pdf))
30. American and U.S. Customs and Border Protection pilot innovative baggage screening initiative
    - Evidence informing base-year allocation inputs; displayed values and growth are calculated: American's April xx.xx 2025 announcement identifies a daily Sydney-Los Angeles IRBS pilot and unchanged screening requirements. It anchors one sampled connection and an assumed partial-year licensing period, not disclosed revenue. ([s202.q4cdn.com](https://s202.q4cdn.com/xx.xx/files/doc_news/American-and-US-Customs-and-Border-Protection-pilot-innovative-baggage-screening-initiative-OPS-OTH-xx.xx-2025.pdf))
    - Evidence informing forecast-year allocation inputs; displayed values and growth are calculated: American's April xx.xx 2025 announcement identifies a daily Sydney-Los Angeles IRBS pilot and unchanged screening requirements. It anchors one sampled connection and an assumed partial-year licensing period, not disclosed revenue. ([s202.q4cdn.com](https://s202.q4cdn.com/xx.xx/files/doc_news/American-and-US-Customs-and-Border-Protection-pilot-innovative-baggage-screening-initiative-OPS-OTH-xx.xx-2025.pdf))

31. 델타항공-대한항공, 인천발 애틀랜타 노선 대상 위탁수하물 원격 검색 방식 신규 도입

- Evidence informing base-year allocation inputs; displayed values and growth are calculated: The August xx.xx 2025 announcement identifies the Incheon-Atlanta IRBS arrangement, anchoring a second sampled connection and a partial-year commercial-activity assumption without establishing contract value. ([news.delta.com](https://news.delta.com/delta-and-koreanair-launch-remote-baggage-screening-on-icn-atl-KR))
- Evidence informing forecast-year allocation inputs; displayed values and growth are calculated: The August xx.xx 2025 announcement identifies the Incheon-Atlanta IRBS arrangement, anchoring a second sampled connection and a partial-year commercial-activity assumption without establishing contract value. ([news.delta.com](https://news.delta.com/delta-and-koreanair-launch-remote-baggage-screening-on-icn-atl-KR))

32. United Launches CBP's International Remote Baggage Screening on Select International Flights

- Evidence informing base-year allocation inputs; displayed values and growth are calculated: United's September xx.xx 2025 announcement identifies daily Sydney-San Francisco service and named technology partners, anchoring a third sampled connection. It reports no attributable software or integration receipts. ([united.mediaroom.com](https://united.mediaroom.com/2025-xx.xx-xx.xx-United-Launches-CBPs-International-Remote-Baggage-Screening-on-Select-International-Flights))
- Evidence informing forecast-year allocation inputs; displayed values and growth are calculated: United's September xx.xx 2025 announcement identifies daily Sydney-San Francisco service and named technology partners, anchoring a third sampled connection. It reports no attributable software or integration receipts. ([united.mediaroom.com](https://united.mediaroom.com/2025-xx.xx-xx.xx-United-Launches-CBPs-International-Remote-Baggage-Screening-on-Select-International-Flights))

33. Airline Passengers Face Fewer Bag Checkpoints, Thanks to PNNL, Partners

- Evidence informing forecast-year allocation inputs; displayed values and growth are calculated: The August xx.xx 2026 laboratory release describes implementation on additional routes, including Seoul arrivals at Minneapolis-St. Paul and Detroit. This supports expansion direction, not the forecast connection count, realization or global share. ([pnnl.gov](https://www.pnnl.gov/news-media/airline-passengers-face-fewer-bag-checkpoints-thanks-pnnl-partners))

14. Airport Baggage Screening Systems Market, by Procurement Channel

Direct Technology Suppliers and Distributors and Resellers differ in the authority behind the offer, not merely in proximity to the buyer. ▪▪▪▪▪▪▪▪▪ ▪▪▪▪▪▪▪▪▪ ▪▪▪▪▪ ▪▪▪▪▪▪▪▪▪▪▪ ▪▪▪ ▪▪▪▪▪▪▪▪▪▪▪▪▪ ▪▪▪▪▪ ▪▪▪▪▪▪▪▪▪ ▪▪▪▪▪▪▪▪ ▪▪ ▪▪▪▪▪▪▪▪ ▪▪▪▪▪▪▪▪▪ ▪▪▪▪▪▪▪▪▪▪▪▪ ▪▪ ▪▪▪ ▪▪▪▪▪▪▪▪▪▪ ▪▪▪▪▪ ▪▪ ▪▪▪ ▪▪▪ ▪▪▪▪▪▪▪▪ ▪▪▪▪▪▪▪▪▪▪▪▪ ▪▪▪▪▪▪▪▪▪▪▪▪▪ ▪▪▪ ▪▪▪ ▪▪▪▪▪▪▪▪ ▪▪▪ ▪▪▪▪▪▪▪▪▪▪▪▪▪ ▪▪▪▪ ▪▪▪▪▪▪▪▪ ▪▪▪ ▪▪▪▪▪▪▪▪▪▪▪▪▪ ▪▪▪▪▪▪▪▪▪ ▪▪▪ ▪▪▪▪▪▪▪▪▪ Buyers can therefore evaluate an indirect equipment route where the appointment and backing are documented; that historical invitation does not establish a current appointment or software-resale entitlement.

Systems Integration Primes provide a different commercial role. JFK Millennium Partners' March 2025 appointment of K2 covered procuring, installing, and deploying Terminal xx.xx's checkpoint while coordinating technology providers. ▪▪▪▪ ▪ ▪▪▪▪▪ ▪▪ ▪▪▪▪▪▪▪▪▪▪ ▪▪▪▪ ▪▪▪ ▪▪▪▪▪ ▪▪▪▪▪▪▪▪ ▪▪▪ ▪▪▪▪▪▪▪▪▪▪ ▪▪▪ ▪▪▪▪▪▪▪▪ ▪▪▪▪▪▪▪▪▪▪▪▪▪▪▪ ▪▪▪▪ ▪▪▪▪▪ ▪▪▪▪▪▪▪▪▪ ▪▪▪▪▪▪▪ ▪▪▪▪ ▪▪▪ ▪▪▪▪▪▪▪ ▪▪▪▪▪▪▪▪ ▪▪▪▪▪▪▪▪▪ ▪▪▪▪▪▪▪▪▪ ▪▪▪▪▪▪▪▪ ▪▪▪▪ ▪▪▪▪▪▪▪ ▪▪▪▪▪▪▪▪ ▪▪▪ ▪▪▪▪▪▪▪▪ ▪▪▪ ▪▪▪▪▪▪▪▪▪ ▪▪ ▪▪▪▪▪▪▪▪▪▪ ▪▪▪▪▪ ▪▪▪▪▪▪▪▪▪▪▪▪ ▪ ▪▪▪▪▪▪▪▪▪▪▪▪▪ ▪▪▪▪▪▪▪▪▪ ▪▪▪▪▪ ▪▪▪▪ ▪▪▪ ▪▪▪▪▪▪▪▪▪ ▪▪▪▪▪▪▪▪ ▪▪ ▪▪ ▪▪▪▪▪▪▪ ▪▪ ▪▪▪▪▪▪▪▪▪▪ ▪▪▪▪▪▪▪▪▪ ▪▪ ▪▪▪▪▪▪▪▪▪▪▪▪ ▪▪▪▪▪ ▪▪ ▪▪▪▪▪▪▪▪ ▪▪▪▪▪▪▪▪▪

Independent Technical Service Providers address continuing support rather than automatically obtaining equipment-resale rights. ▪▪▪▪▪ ▪▪▪▪▪▪▪▪▪ ▪▪▪▪▪▪▪▪▪▪▪▪▪ ▪▪▪▪▪▪▪▪▪▪▪▪▪ ▪▪ ▪▪▪▪ ▪▪▪▪▪▪▪▪▪ ▪▪▪▪▪▪▪▪▪ ▪▪ ▪▪▪▪▪▪ ▪▪▪▪▪▪▪▪▪▪▪▪▪ ▪▪ ▪▪▪▪▪▪▪▪▪ ▪▪▪▪▪▪▪▪▪▪▪▪▪ ▪ ▪▪▪▪▪▪▪▪ ▪▪▪▪▪▪▪▪▪▪▪ ▪▪▪▪▪▪▪▪▪▪▪▪▪ ▪▪▪ ▪▪▪▪▪ ▪▪▪▪▪ ▪▪▪▪▪ ▪▪▪▪▪▪▪▪▪▪▪▪▪ ▪▪ ▪▪▪▪▪▪▪▪▪▪▪▪▪▪▪▪ ▪▪▪▪▪▪▪▪▪ ▪▪▪▪▪▪▪▪▪▪▪▪ ▪▪▪▪▪▪▪▪ ▪▪▪▪▪ ▪▪▪▪▪▪▪▪▪▪▪▪▪▪▪▪▪ ▪▪▪ ▪▪▪▪▪▪▪▪▪▪ ▪▪▪▪▪▪▪▪▪▪▪ ▪▪▪▪▪▪▪ ▪▪▪▪▪▪▪▪▪▪▪▪▪ ▪▪▪▪▪▪▪▪▪▪▪ Equipment agency authorization also should not be treated as a software licensor appointment: software-only resale requires its own rights and supported integration boundary.

Figure 22. Global Airport Baggage Screening Systems Market Size, by Procurement Channel, 2025 (%)

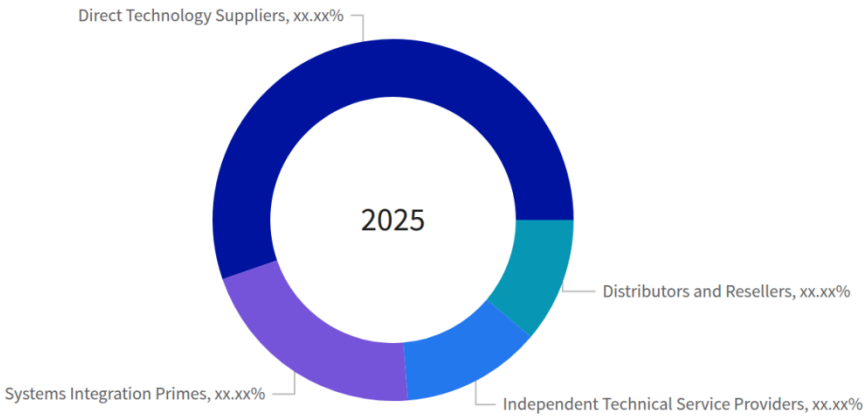

Figure 23. Global Airport Baggage Screening Systems Market, by Procurement Channel, 2032 (USD Million)

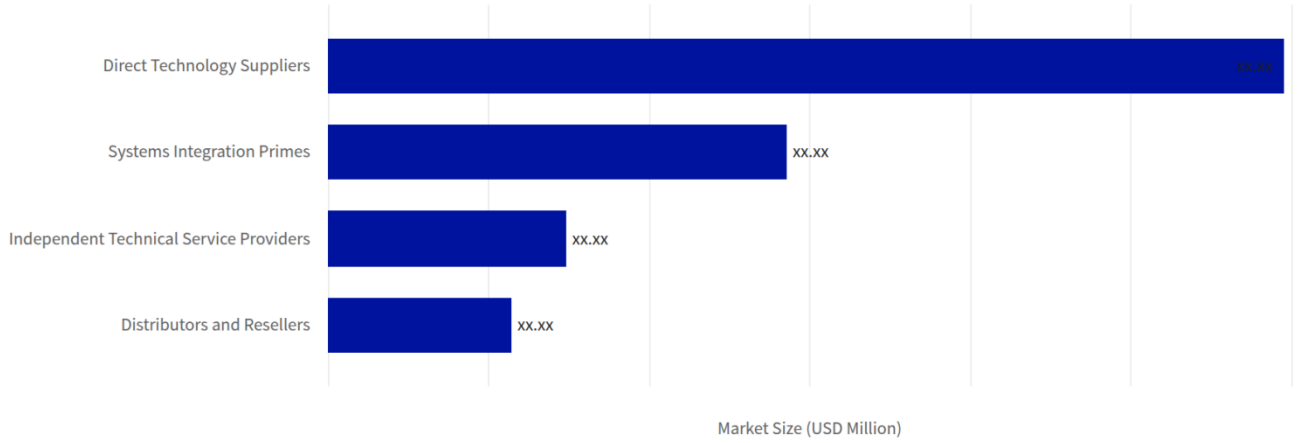

Table 186. Global Airport Baggage Screening Systems Market, by Procurement Channel growth contribution, 2025-2032

Category	2025 value (USD Million)	2032 value (USD Million)	Added value (USD Million)	2025 share (%)	2032 share (%)	Change (pp)	Growth share (%)	CAGR (%)
Direct Technology Suppliers	xx.xx	xx.xx	xx.xx	xx.xx	xx.xx	xx.xx	xx.xx	xx.xx
Distributors and Resellers	xx.xx	xx.xx	xx.xx	xx.xx	xx.xx	xx.xx	xx.xx	xx.xx
Independent Technical Service Providers	xx.xx	xx.xx	xx.xx	xx.xx	xx.xx	xx.xx	xx.xx	xx.xx
Systems Integration Primes	xx.xx	xx.xx	xx.xx	xx.xx	xx.xx	xx.xx	xx.xx	xx.xx
Scope total	**xx.xx**	**xx.xx**	**xx.xx**	**xx.xx**	**xx.xx**	**xx.xx**	**xx.xx**	**xx.xx**

Table 187. Global Airport Baggage Screening Systems Market Size, by Procurement Channel, 2017-2040 (USD Million)

Procurement Channel	2017	2024	2025	2026	2027	2032	2040	CAGR (%)
Direct Technology Suppliers	xx.xx	xx.xx	xx.xx	xx.xx	xx.xx	xx.xx	xx.xx	xx.xx
Distributors and Resellers	xx.xx	xx.xx	xx.xx	xx.xx	xx.xx	xx.xx	xx.xx	xx.xx
Independent Technical Service Providers	xx.xx	xx.xx	xx.xx	xx.xx	xx.xx	xx.xx	xx.xx	xx.xx
Systems Integration Primes	xx.xx	xx.xx	xx.xx	xx.xx	xx.xx	xx.xx	xx.xx	xx.xx
Total	**xx.xx**	**xx.xx**	**xx.xx**	**xx.xx**	**xx.xx**	**xx.xx**	**xx.xx**	**xx.xx**

Sources & Evidence

1. Invitation for Submission of Bids for Supply, Installation, Commissioning and Maintenance of Dual View Heavy and Medium X-Ray Machines - Reference 202130407

   · The 2021 invitation permits an OEM or authorized OEM agent, requires manufacturer authorization for an agent, and includes a manufacturer guarantee and warranty form. The included equipment contains a cargo/baggage X-ray component. ([srilankan.com](https://www.srilankan.com/download/tender/TN-Invitationforsubmiss-xx.xx.pdf))

   · Evidence informing base-year allocation inputs; displayed values and growth are calculated: The 2021 purchaser invitation permits an OEM or authorized OEM agent and requires authorization for the latter. It establishes equipment-channel eligibility, not an award or software-resale right. ([srilankan.com](https://www.srilankan.com/download/tender/TN-Invitationforsubmiss-xx.xx.pdf))

2. JFK Millennium Partners Selects K2 to Deliver State-of-the-Art Security Screening Checkpoint at new JFK Terminal 6

   · The March xx.xx 2025 announcement appoints K2 to procure, install, and deploy JFK Terminal xx.xx's checkpoint while coordinating technology providers and authorities. ([portauthoritybuilds.com](https://www.portauthoritybuilds.com/redevelopment/us/en/jfk/planned-projects/terminal-xx.xx/news/jfk-millennium-partners-selects-k2-to-deliver-state-of-the-art-s.html))

   · Evidence informing base-year allocation inputs; displayed values and growth are calculated: The March xx.xx 2025 appointment assigns procurement and deployment coordination across multiple technology suppliers at a future ten-gate terminal. It supports integration-prime participation and a forecast mechanism, not a disclosed share or completed 2025 revenue. ([portauthoritybuilds.com](https://www.portauthoritybuilds.com/redevelopment/us/en/jfk/planned-projects/terminal-xx.xx/news/jfk-millennium-partners-selects-k2-to-deliver-state-of-the-art-s.html))

   · Evidence informing forecast-year allocation inputs; displayed values and growth are calculated: The March xx.xx 2025 appointment assigns procurement and deployment coordination across multiple technology suppliers at a future ten-gate terminal. It supports integration-prime participation and a forecast mechanism, not a disclosed share or completed 2025 revenue. ([portauthoritybuilds.com](https://www.portauthoritybuilds.com/redevelopment/us/en/jfk/planned-projects/terminal-xx.xx/news/jfk-millennium-partners-selects-k2-to-deliver-state-of-the-art-s.html))

3. Key Corporate Risks - CATSA

   · CATSA reports transitioning maintenance of most screening equipment to KPrime Technologies in 2023/xx.xx. The disclosure establishes a separate maintenance relationship, not every baggage installation's coverage. ([catsa-acsta.gc.ca](https://www.catsa-acsta.gc.ca/en/publications/key-corporate-risks))

   · Evidence informing base-year allocation inputs; displayed values and growth are calculated: The authority reports transferring maintenance of most screening equipment to KPrime in 2023/xx.xx. This establishes a separately contracted maintenance relationship, without a baggage-only payment split. ([catsa-acsta.gc.ca](https://www.catsa-acsta.gc.ca/en/publications/key-corporate-risks))

4. Procurement of Next Generation Security Checkpoint Equipment - Contract Award Notice

   · Taxonomy evidence: The airport's November xx.xx 2022 award notice describes an integrated CT, tray-return, and central-image solution. Naming the contracting equipment supplier alone does not resolve direct-supply versus integration-prime classification under the retained contractual-role rule; further responsibility evidence is required. ([sell2wales.gov.wales](https://www.sell2wales.gov.wales/search/show/search_view.aspx?ID=NOV417275))

5. European Commission - Case M.8087, Smiths Group / Morpho Detection, Decision of January 18, 2017

   · Taxonomy evidence: The January xx.xx 2017 decision's primary market investigation distinguishes manufacturer supply, local distribution or authorized intermediaries, third-party servicing, and non-OEM systems integration. These findings establish channel forms, not current appointments or shares. ([ec.europa.eu](https://ec.europa.eu/competition/mergers/cases/decisions/m8087_2149_3.pdf))

6. House Report 119-173 - Department of Homeland Security Appropriations Bill, 2026

   · Evidence informing the 2030 market-value input; displayed series and growth include calculations: The aging installed fleet supports replacement demand, but does not establish the forecast's realization dates or annual purchasing rate. ([govinfo.gov](https://www.govinfo.gov/content/pkg/CRPT-119hrpt173/html/CRPT-119hrpt173.htm))

7. GAO-24-106573 - DHS Annual Assessment: Most Programs Are Meeting Current Goals, but Some Continue to Face Cost and Schedule Challenges
   · Evidence informing the 2026 market-value input; displayed series and growth include calculations: Reports plans for xx.xx checkpoint systems and xx.xx increment-one deployments by September 2023; supports an incomplete replacement cycle rather than universal CT adoption.
   ([gao.gov](https://www.gao.gov/assets/gao-xx.xx-xx.xx.pdf))
8. Global Airport Passenger Traffic Reaches Record 9.8 Billion in 2025, Airports Council International World reports
   · Evidence informing the 2026 market-value input; displayed series and growth include calculations: Reports cooling passenger-growth momentum in 2026, supporting moderation of traffic-driven equipment expansion despite continuing replacement demand.
   ([aci.aero](https://aci.aero/2026/xx.xx/xx.xx/global-airport-passenger-traffic-reaches-record-xx.xx-xx.xx-billion-in-2025-airports-council-international-world-reports/))
9. Smiths Group PLC - Full Year Results for the 12 Months Ended 31 July 2025
   · Evidence informing the 2024 market-value input; displayed series and growth include calculations: Discloses aviation original-equipment revenue of xx.xx and aftermarket revenue of xx.xx for FY2024; supplies historical cycle proxies.
   ([www-live.smiths.com](https://www-live.smiths.com/media/snqpxwkd/smiths-group-plc-annual-results-2025-press-release.pdf))
   · Evidence informing the 2027 market-value input; displayed series and growth include calculations: Reports approximately xx.xx cumulative CTiX sales and continuing aviation upgrade demand; supports replacement activity, not an observed global forecast.
   ([www-live.smiths.com](https://www-live.smiths.com/media/snqpxwkd/smiths-group-plc-annual-results-2025-press-release.pdf))
   · Evidence informing base-year allocation inputs; displayed values and growth are calculated: FY2025 aviation revenue includes GBP xx.xx original equipment and GBP xx.xx aftermarket. Manufacturer support participation is a counterforce to wholesale outsourcing; these supplier receipts do not identify final-buyer channel shares.
   ([www-live.smiths.com](https://www-live.smiths.com/media/snqpxwkd/smiths-group-plc-annual-results-2025-press-release.pdf))
   · Evidence informing forecast-year allocation inputs; displayed values and growth are calculated: FY2025 aviation revenue includes GBP xx.xx original equipment and GBP xx.xx aftermarket. Manufacturer support participation is a counterforce to wholesale outsourcing; these supplier receipts do not identify final-buyer channel shares.
   ([www-live.smiths.com](https://www-live.smiths.com/media/snqpxwkd/smiths-group-plc-annual-results-2025-press-release.pdf))
   · Evidence informing base-year allocation inputs; displayed values and growth are calculated: The substantial manufacturer aftermarket business qualifies independent-provider extrapolation because OEM support and subcontract receipts cannot automatically be reclassified as independent final-customer revenue.
   ([www-live.smiths.com](https://www-live.smiths.com/media/snqpxwkd/smiths-group-plc-annual-results-2025-press-release.pdf))
   · Evidence informing forecast-year allocation inputs; displayed values and growth are calculated: The substantial manufacturer aftermarket business qualifies independent-provider extrapolation because OEM support and subcontract receipts cannot automatically be reclassified as independent final-customer revenue.
   ([www-live.smiths.com](https://www-live.smiths.com/media/snqpxwkd/smiths-group-plc-annual-results-2025-press-release.pdf))
   · Evidence informing forecast-year allocation inputs; displayed values and growth are calculated: The supplier anticipates a later-decade hold-baggage upgrade cycle. This supports the commercial replacement premise, not the assumed relative prime-capture factor.
   ([www-live.smiths.com](https://www-live.smiths.com/media/snqpxwkd/smiths-group-plc-annual-results-2025-press-release.pdf))

10. Smiths Group PLC - Annual Report & Accounts FY2023
    - Evidence informing the 2022 market-value input; displayed series and growth include calculations: Reports FY2022 aviation original-equipment revenue of xx.xx, used as a dimensionless historical capital-cycle proxy. ([www-live.smiths.com](https://www-live.smiths.com/media/phjp1j44/smiths-annual-report-2023.pdf))
    - Evidence informing the 2023 market-value input; displayed series and growth include calculations: Reports FY2023 aviation original-equipment revenue of xx.xx and aftermarket revenue of xx.xx; supports the modeled recovery direction. ([www-live.smiths.com](https://www-live.smiths.com/media/phjp1j44/smiths-annual-report-2023.pdf))
11. Smiths Group PLC - Annual Report FY2022
    - Evidence informing the 2021 market-value input; displayed series and growth include calculations: Reports FY2021 aviation revenue of xx.xx, providing a historical purchasing-cycle reference rather than a global observation. ([www-live.smiths.com](https://www-live.smiths.com/media/xjvdpblr/smiths-annual-report-2022-report.pdf))
    - Evidence informing the 2022 market-value input; displayed series and growth include calculations: Reports FY2022 aviation revenue of xx.xx and continued weakness in aviation original equipment; supports a delayed capital-spending trough. ([www-live.smiths.com](https://www-live.smiths.com/media/xjvdpblr/smiths-annual-report-2022-report.pdf))
12. Smiths Group PLC - Annual Results for the Year Ended 31 July 2019
    - Evidence informing the 2018 market-value input; displayed series and growth include calculations: Reports FY2018 aviation revenue of xx.xx, supplying the historical comparison underlying the backcast. ([smiths.com](https://www.smiths.com/media/u4wla1bw/smiths-group-plc-annual-results-2019-press-release.pdf))
    - Evidence informing the 2019 market-value input; displayed series and growth include calculations: Reports FY2019 aviation revenue of xx.xx and customer delivery deferrals, qualifying a traffic-only growth model. ([smiths.com](https://www.smiths.com/media/u4wla1bw/smiths-group-plc-annual-results-2019-press-release.pdf))
    - Evidence informing the 2020 market-value input; displayed series and growth include calculations: Identifies deliveries deferred into FY2020; supports the possibility of backlog-supported spending despite a contemporaneous traffic shock, not the exact modeled growth rate. ([smiths.com](https://www.smiths.com/media/u4wla1bw/smiths-group-plc-annual-results-2019-press-release.pdf))
13. ACI World - The High-Wire Balancing Act: Global Air Transport Demand in 2018 and 2019
    - Evidence informing the 2017 market-value input; displayed series and growth include calculations: Reports xx.xx airport passengers and xx.xx% growth in 2018; the growth observation informs the 2017 backcast bridge. ([blog.aci.aero](https://blog.aci.aero/airport-economics/the-high-wire-balancing-act-global-air-transport-demand-in-2018-and-2019/))
    - Evidence informing the 2018 market-value input; displayed series and growth include calculations: Provides the observed 2018 traffic-growth reference, not an equipment-market growth observation. ([blog.aci.aero](https://blog.aci.aero/airport-economics/the-high-wire-balancing-act-global-air-transport-demand-in-2018-and-2019/))
14. ICAO A42-WP/556 - State of the Industry and Outlook for Airport Traffic, Presented by ACI
    - Evidence informing the 2020 market-value input; displayed series and growth include calculations: Records the collapse from xx.xx airport passengers in 2019 to xx.xx in 2020; constrains the shock and funding-risk interpretation. ([icao.int](https://www.icao.int/sites/default/files/Meetings/a42/Documents/WP/wp_556_en.pdf))
    - Evidence informing the 2021 market-value input; displayed series and growth include calculations: Reports xx.xx airport passengers in 2021, supporting a prolonged funding and activity shock. ([icao.int](https://www.icao.int/sites/default/files/Meetings/a42/Documents/WP/wp_556_en.pdf))
    - Evidence informing the 2023 market-value input; displayed series and growth include calculations: Reports xx.xx airport passengers in 2023; traffic recovery is distinguished from equipment purchasing. ([icao.int](https://www.icao.int/sites/default/files/Meetings/a42/Documents/WP/wp_556_en.pdf))
    - Evidence informing the 2024 market-value input; displayed series and growth include calculations: Reports xx.xx airport passengers in 2024, providing a demand recovery cross-check. ([icao.int](https://www.icao.int/sites/default/files/Meetings/a42/Documents/WP/wp_556_en.pdf))

15. Port of Seattle - Baggage Handling System Optimization
    - Evidence informing the 2029 market-value input; displayed series and growth include calculations: Seattle plans to consolidate six baggage-screening systems, increase supported passenger capacity, and reduce screening-machine demand. Supports integration spending without one-for-one detector growth. ([portseattle.org](https://www.portseattle.org/projects/baggage-handling-system-optimization))
    - Evidence informing the 2032 market-value input; displayed series and growth include calculations: The consolidation example constrains equipment-volume assumptions; its whole baggage-handling project value is excluded from market sizing. ([portseattle.org](https://www.portseattle.org/projects/baggage-handling-system-optimization))
    - Evidence informing the 2040 market-value input; displayed series and growth include calculations: Provides a commercial counterexample to extrapolating passenger growth directly into machine counts throughout the long-range forecast. ([portseattle.org](https://www.portseattle.org/projects/baggage-handling-system-optimization))
16. Smiths Group PLC - Half Year Results for the Six Months Ended 31 January 2026
    - Evidence informing the 2026 market-value input; displayed series and growth include calculations: Reports xx.xx% organic growth for Smiths Detection in HY2026, with aviation checkpoint upgrades contributing. Supports a positive 2026 nowcast, not a directly observed global growth rate. ([www-live.smiths.com](https://www-live.smiths.com/media/villk35h/smiths-hy26-results-press-release.pdf))
17. CATSA 2025 Annual Report - Notes to the Financial Statements
    - Evidence informing base-year allocation inputs; displayed values and growth are calculated: Audited expense disclosure reports C$xx.xx for maintenance and spare parts in the year ended March xx.xx 2025. It constrains support-spending materiality, not the amount attributable to an independent provider. ([catsa-acsta.gc.ca](https://www.catsa-acsta.gc.ca/en/publications/2025-annual-report/notes-financial-statements))
18. CATSA 2025 Annual Report - Management's Discussion and Analysis
    - Evidence informing forecast-year allocation inputs; displayed values and growth are calculated: EDS outturn was C$xx.xx versus an original C$xx.xx plan and revised C$xx.xx budget. Reprofiling constrains assumed award conversion and deployment timing; it does not measure procurement-channel mix. ([catsa-acsta.gc.ca](https://www.catsa-acsta.gc.ca/en/publications/2025-annual-report/management-discussion-and-analysis))
19. Smiths Detection - Service
    - Evidence informing base-year allocation inputs; displayed values and growth are calculated: The manufacturer markets direct on-site support and inclusive capital-equipment labor-and-parts contracts. This supports a continuing manufacturer-service alternative, without measuring a pricing premium. ([smithsdetection.com](https://www.smithsdetection.com/service/))
    - Evidence informing forecast-year allocation inputs; displayed values and growth are calculated: The manufacturer markets direct on-site support and inclusive capital-equipment labor-and-parts contracts. This supports a continuing manufacturer-service alternative, without measuring a pricing premium. ([smithsdetection.com](https://www.smithsdetection.com/service/))
    - Evidence informing base-year allocation inputs; displayed values and growth are calculated: Manufacturer-provided bundled support is a commercial alternative to separate technical-service procurement, limiting assumptions of unrestricted third-party substitution. ([smithsdetection.com](https://www.smithsdetection.com/service/))
    - Evidence informing forecast-year allocation inputs; displayed values and growth are calculated: Manufacturer-provided bundled support is a commercial alternative to separate technical-service procurement, limiting assumptions of unrestricted third-party substitution. ([smithsdetection.com](https://www.smithsdetection.com/service/))

20. TSA awards $781.2 million to procure additional CT X-Ray scanners for airport checkpoints
    - Evidence informing base-year allocation inputs; displayed values and growth are calculated: The March xx.xx 2022 announcement identifies up to USD xx.xx for procurement and maintenance of up to xx.xx systems from an OEM. This is a historical procurement-scale anchor, not annual 2025 direct-channel revenue. ([content.govdelivery.com](https://content.govdelivery.com/accounts/USDHSTSA/bulletins/30f6e5f))
    - Evidence informing base-year allocation inputs; displayed values and growth are calculated: The award includes full-size automated lanes, cautioning against assigning all automation value to non-OEM integration primes; exact contractual-role attribution is not disclosed. ([content.govdelivery.com](https://content.govdelivery.com/accounts/USDHSTSA/bulletins/30f6e5f))
21. OSI Systems, Inc. - Form 10-K for the fiscal year ended June 30, 2026
    - Evidence informing base-year allocation inputs; displayed values and growth are calculated: The filing describes regional direct security-product sales and direct maintenance relationships. Its broader security scope supports route coexistence, not baggage-only sales weights. ([sec.gov](https://www.sec.gov/Archives/edgar/data/xx.xx/xx.xx/osis-20260630x10k.htm))
    - Evidence informing forecast-year allocation inputs; displayed values and growth are calculated: The filing describes regional direct security-product sales and direct maintenance relationships. Its broader security scope supports route coexistence, not baggage-only sales weights. ([sec.gov](https://www.sec.gov/Archives/edgar/data/xx.xx/xx.xx/osis-20260630x10k.htm))
    - Evidence informing base-year allocation inputs; displayed values and growth are calculated: The company identifies a global independent-distributor network, supporting a continuing indirect route without quantifying its value share. ([sec.gov](https://www.sec.gov/Archives/edgar/data/xx.xx/xx.xx/osis-20260630x10k.htm))
    - Evidence informing forecast-year allocation inputs; displayed values and growth are calculated: The company identifies a global independent-distributor network, supporting a continuing indirect route without quantifying its value share. ([sec.gov](https://www.sec.gov/Archives/edgar/data/xx.xx/xx.xx/osis-20260630x10k.htm))
    - Evidence informing base-year allocation inputs; displayed values and growth are calculated: Authorized service providers are identified separately from distributors, supporting distinct technical-service attribution and access limitations. ([sec.gov](https://www.sec.gov/Archives/edgar/data/xx.xx/xx.xx/osis-20260630x10k.htm))
    - Evidence informing forecast-year allocation inputs; displayed values and growth are calculated: Authorized service providers are identified separately from distributors, supporting distinct technical-service attribution and access limitations. ([sec.gov](https://www.sec.gov/Archives/edgar/data/xx.xx/xx.xx/osis-20260630x10k.htm))
22. Leidos wins TSA logistics contract
    - Evidence informing base-year allocation inputs; displayed values and growth are calculated: The January xx.xx 2025 announcement describes an eight-year, USD xx.xx maximum sustainment contract covering xx.xx equipment units at over xx.xx locations with manufacturer coordination. Annualization and baggage/third-party attribution in the model are explicit assumptions. ([leidos.com](https://www.leidos.com/insights/leidos-wins-tsa-logistics-contract))
    - Evidence informing forecast-year allocation inputs; displayed values and growth are calculated: The January xx.xx 2025 announcement describes an eight-year, USD xx.xx maximum sustainment contract covering xx.xx equipment units at over xx.xx locations with manufacturer coordination. Annualization and baggage/third-party attribution in the model are explicit assumptions. ([leidos.com](https://www.leidos.com/insights/leidos-wins-tsa-logistics-contract))

14.1. Direct Technology Suppliers

Table 188. Global Airport Baggage Screening Systems Market Size, by Direct Technology Suppliers, by Region, 2017-2040 (USD Million)

Region	2017	2024	2025	2026	2027	2032	2040	CAGR (%)
Africa	xx.xx	xx.xx	xx.xx	xx.xx	xx.xx	xx.xx	xx.xx	xx.xx
Asia-Pacific	xx.xx	xx.xx	xx.xx	xx.xx	xx.xx	xx.xx	xx.xx	xx.xx
Europe	xx.xx	xx.xx	xx.xx	xx.xx	xx.xx	xx.xx	xx.xx	xx.xx
Latin America	xx.xx	xx.xx	xx.xx	xx.xx	xx.xx	xx.xx	xx.xx	xx.xx
Middle East	xx.xx	xx.xx	xx.xx	xx.xx	xx.xx	xx.xx	xx.xx	xx.xx
North America	xx.xx	xx.xx	xx.xx	xx.xx	xx.xx	xx.xx	xx.xx	xx.xx
Total	**xx.xx**	**xx.xx**	**xx.xx**	**xx.xx**	**xx.xx**	**xx.xx**	**xx.xx**	**xx.xx**

Table 189. Global Airport Baggage Screening Systems Market Size, by Direct Technology Suppliers, by Group, 2017-2040 (USD Million)

Group	2017	2024	2025	2026	2027	2032	2040	CAGR (%)
ASEAN	xx.xx	xx.xx	xx.xx	xx.xx	xx.xx	xx.xx	xx.xx	xx.xx
BRICS	xx.xx	xx.xx	xx.xx	xx.xx	xx.xx	xx.xx	xx.xx	xx.xx
European Union	xx.xx	xx.xx	xx.xx	xx.xx	xx.xx	xx.xx	xx.xx	xx.xx
G7	xx.xx	xx.xx	xx.xx	xx.xx	xx.xx	xx.xx	xx.xx	xx.xx
GCC	xx.xx	xx.xx	xx.xx	xx.xx	xx.xx	xx.xx	xx.xx	xx.xx
NATO	xx.xx	xx.xx	xx.xx	xx.xx	xx.xx	xx.xx	xx.xx	xx.xx

Table 190. Global Airport Baggage Screening Systems Market Size, by Direct Technology Suppliers, by Country, 2017-2040 (USD Million)

Country	2017	2024	2025	2026	2027	2032	2040	CAGR (%)
Australia	xx.xx	xx.xx	xx.xx	xx.xx	xx.xx	xx.xx	xx.xx	xx.xx
Brazil	xx.xx	xx.xx	xx.xx	xx.xx	xx.xx	xx.xx	xx.xx	xx.xx
Canada	xx.xx	xx.xx	xx.xx	xx.xx	xx.xx	xx.xx	xx.xx	xx.xx
China	xx.xx	xx.xx	xx.xx	xx.xx	xx.xx	xx.xx	xx.xx	xx.xx
France	xx.xx	xx.xx	xx.xx	xx.xx	xx.xx	xx.xx	xx.xx	xx.xx
Germany	xx.xx	xx.xx	xx.xx	xx.xx	xx.xx	xx.xx	xx.xx	xx.xx
India	xx.xx	xx.xx	xx.xx	xx.xx	xx.xx	xx.xx	xx.xx	xx.xx
Italy	xx.xx	xx.xx	xx.xx	xx.xx	xx.xx	xx.xx	xx.xx	xx.xx
Japan	xx.xx	xx.xx	xx.xx	xx.xx	xx.xx	xx.xx	xx.xx	xx.xx
Mexico	xx.xx	xx.xx	xx.xx	xx.xx	xx.xx	xx.xx	xx.xx	xx.xx
Russia	xx.xx	xx.xx	xx.xx	xx.xx	xx.xx	xx.xx	xx.xx	xx.xx
South Korea	xx.xx	xx.xx	xx.xx	xx.xx	xx.xx	xx.xx	xx.xx	xx.xx
Spain	xx.xx	xx.xx	xx.xx	xx.xx	xx.xx	xx.xx	xx.xx	xx.xx
United Kingdom	xx.xx	xx.xx	xx.xx	xx.xx	xx.xx	xx.xx	xx.xx	xx.xx
United States	xx.xx	xx.xx	xx.xx	xx.xx	xx.xx	xx.xx	xx.xx	xx.xx
Others	xx.xx	xx.xx	xx.xx	xx.xx	xx.xx	xx.xx	xx.xx	xx.xx
Total	**xx.xx**	**xx.xx**	**xx.xx**	**xx.xx**	**xx.xx**	**xx.xx**	**xx.xx**	**xx.xx**

Sources & Evidence

1. Procurement of Next Generation Security Checkpoint Equipment - Contract Award Notice
   · Taxonomy evidence: The airport's award names Rapiscan Systems Limited as the contracting supplier for equipment delivery, installation, optimization, and commissioning. ([sell2wales.gov.wales](https://www.sell2wales.gov.wales/search/show/search_view.aspx?ID=NOV417275))
2. European Commission - Case M.8087, Smiths Group / Morpho Detection, Decision of January 18, 2017
   · Taxonomy evidence: Paragraph xx.xx describes direct manufacturer supply alongside indirect distributor supply for detection equipment and servicing. ([ec.europa.eu](https://ec.europa.eu/competition/mergers/cases/decisions/m8087_2149_3.pdf))
3. House Report 119-173 - Department of Homeland Security Appropriations Bill, 2026
   · Evidence informing the 2030 market-value input; displayed series and growth include calculations: The aging installed fleet supports replacement demand, but does not establish the forecast's realization dates or annual purchasing rate. ([govinfo.gov](https://www.govinfo.gov/content/pkg/CRPT-119hrpt173/html/CRPT-119hrpt173.htm))
4. GAO-24-106573 - DHS Annual Assessment: Most Programs Are Meeting Current Goals, but Some Continue to Face Cost and Schedule Challenges
   · Evidence informing the 2026 market-value input; displayed series and growth include calculations: Reports plans for xx.xx checkpoint systems and xx.xx increment-one deployments by September 2023; supports an incomplete replacement cycle rather than universal CT adoption. ([gao.gov](https://www.gao.gov/assets/gao-xx.xx-xx.xx.pdf))

5. Global Airport Passenger Traffic Reaches Record 9.8 Billion in 2025, Airports Council International World reports

   · Evidence informing the 2026 market-value input; displayed series and growth include calculations: Reports cooling passenger-growth momentum in 2026, supporting moderation of traffic-driven equipment expansion despite continuing replacement demand. ([aci.aero](https://aci.aero/2026/xx.xx/xx.xx/global-airport-passenger-traffic-reaches-record-xx.xx-xx.xx-billion-in-2025-airports-council-international-world-reports/))

   · Evidence informing base-year allocation inputs; displayed values and growth are calculated: Full-year 2025 traffic weakness qualifies the mature-market expansion assumption.

   · Evidence informing forecast-year allocation inputs; displayed values and growth are calculated: Full-year 2025 traffic weakness qualifies the mature-market expansion assumption.

   · Evidence informing base-year allocation inputs; displayed values and growth are calculated: Full-year growth provides a regional direction check, not an equipment-share observation.

   · Evidence informing forecast-year allocation inputs; displayed values and growth are calculated: Full-year growth provides a regional direction check, not an equipment-share observation.

   · Evidence informing base-year allocation inputs; displayed values and growth are calculated: Full-year traffic growth constrains the regional demand premise.

   · Evidence informing forecast-year allocation inputs; displayed values and growth are calculated: Full-year traffic growth constrains the regional demand premise.

   · Evidence informing forecast-year allocation inputs; displayed values and growth are calculated: The reported first-half 2026 decline of xx.xx% constrains the recovery scenario.

   · Evidence informing base-year allocation inputs; displayed values and growth are calculated: Reported 2025 growth provides a demand-direction check; procurement intensity remains assumed.

   · Evidence informing forecast-year allocation inputs; displayed values and growth are calculated: Reported 2025 growth provides a demand-direction check; procurement intensity remains assumed.

   · Evidence informing base-year allocation inputs; displayed values and growth are calculated: Reported traffic momentum supports differentiated demand, not the final modeled forecast share.

   · Evidence informing forecast-year allocation inputs; displayed values and growth are calculated: Reported traffic momentum supports differentiated demand, not the final modeled forecast share.

6. Smiths Group PLC - Full Year Results for the 12 Months Ended 31 July 2025

   · Evidence informing the 2024 market-value input; displayed series and growth include calculations: Discloses aviation original-equipment revenue of xx.xx and aftermarket revenue of xx.xx for FY2024; supplies historical cycle proxies. ([www-live.smiths.com](https://www-live.smiths.com/media/snqpxwkd/smiths-group-plc-annual-results-2025-press-release.pdf))

   · Evidence informing the 2027 market-value input; displayed series and growth include calculations: Reports approximately xx.xx cumulative CTiX sales and continuing aviation upgrade demand; supports replacement activity, not an observed global forecast. ([www-live.smiths.com](https://www-live.smiths.com/media/snqpxwkd/smiths-group-plc-annual-results-2025-press-release.pdf))

   · Evidence informing base-year allocation inputs; displayed values and growth are calculated: FY2025 aviation revenue includes GBP xx.xx original equipment and GBP xx.xx aftermarket. Manufacturer support participation is a counterforce to wholesale outsourcing; these supplier receipts do not identify final-buyer channel shares. ([www-live.smiths.com](https://www-live.smiths.com/media/snqpxwkd/smiths-group-plc-annual-results-2025-press-release.pdf))

   · Evidence informing forecast-year allocation inputs; displayed values and growth are calculated: FY2025 aviation revenue includes GBP xx.xx original equipment and GBP xx.xx aftermarket. Manufacturer support participation is a counterforce to wholesale outsourcing; these supplier receipts do not identify final-buyer channel shares. ([www-live.smiths.com](https://www-live.smiths.com/media/snqpxwkd/smiths-group-plc-annual-results-2025-press-release.pdf))

7. Smiths Group PLC - Annual Report & Accounts FY2023
   - Evidence informing the 2022 market-value input; displayed series and growth include calculations: Reports FY2022 aviation original-equipment revenue of xx.xx, used as a dimensionless historical capital-cycle proxy. ([www-live.smiths.com](https://www-live.smiths.com/media/phjp1j44/smiths-annual-report-2023.pdf))
   - Evidence informing the 2023 market-value input; displayed series and growth include calculations: Reports FY2023 aviation original-equipment revenue of xx.xx and aftermarket revenue of xx.xx; supports the modeled recovery direction. ([www-live.smiths.com](https://www-live.smiths.com/media/phjp1j44/smiths-annual-report-2023.pdf))
8. Smiths Group PLC - Annual Report FY2022
   - Evidence informing the 2021 market-value input; displayed series and growth include calculations: Reports FY2021 aviation revenue of xx.xx, providing a historical purchasing-cycle reference rather than a global observation. ([www-live.smiths.com](https://www-live.smiths.com/media/xjvdpblr/smiths-annual-report-2022-report.pdf))
   - Evidence informing the 2022 market-value input; displayed series and growth include calculations: Reports FY2022 aviation revenue of xx.xx and continued weakness in aviation original equipment; supports a delayed capital-spending trough. ([www-live.smiths.com](https://www-live.smiths.com/media/xjvdpblr/smiths-annual-report-2022-report.pdf))
9. Smiths Group PLC - Annual Results for the Year Ended 31 July 2019
   - Evidence informing the 2018 market-value input; displayed series and growth include calculations: Reports FY2018 aviation revenue of xx.xx, supplying the historical comparison underlying the backcast. ([smiths.com](https://www.smiths.com/media/u4wla1bw/smiths-group-plc-annual-results-2019-press-release.pdf))
   - Evidence informing the 2019 market-value input; displayed series and growth include calculations: Reports FY2019 aviation revenue of xx.xx and customer delivery deferrals, qualifying a traffic-only growth model. ([smiths.com](https://www.smiths.com/media/u4wla1bw/smiths-group-plc-annual-results-2019-press-release.pdf))
   - Evidence informing the 2020 market-value input; displayed series and growth include calculations: Identifies deliveries deferred into FY2020; supports the possibility of backlog-supported spending despite a contemporaneous traffic shock, not the exact modeled growth rate. ([smiths.com](https://www.smiths.com/media/u4wla1bw/smiths-group-plc-annual-results-2019-press-release.pdf))
10. ACI World - The High-Wire Balancing Act: Global Air Transport Demand in 2018 and 2019
    - Evidence informing the 2017 market-value input; displayed series and growth include calculations: Reports xx.xx airport passengers and xx.xx% growth in 2018; the growth observation informs the 2017 backcast bridge. ([blog.aci.aero](https://blog.aci.aero/airport-economics/the-high-wire-balancing-act-global-air-transport-demand-in-2018-and-2019/))
    - Evidence informing the 2018 market-value input; displayed series and growth include calculations: Provides the observed 2018 traffic-growth reference, not an equipment-market growth observation. ([blog.aci.aero](https://blog.aci.aero/airport-economics/the-high-wire-balancing-act-global-air-transport-demand-in-2018-and-2019/))
11. ICAO A42-WP/556 - State of the Industry and Outlook for Airport Traffic, Presented by ACI
    - Evidence informing the 2020 market-value input; displayed series and growth include calculations: Records the collapse from xx.xx airport passengers in 2019 to xx.xx in 2020; constrains the shock and funding-risk interpretation. ([icao.int](https://www.icao.int/sites/default/files/Meetings/a42/Documents/WP/wp_556_en.pdf))
    - Evidence informing the 2021 market-value input; displayed series and growth include calculations: Reports xx.xx airport passengers in 2021, supporting a prolonged funding and activity shock. ([icao.int](https://www.icao.int/sites/default/files/Meetings/a42/Documents/WP/wp_556_en.pdf))
    - Evidence informing the 2023 market-value input; displayed series and growth include calculations: Reports xx.xx airport passengers in 2023; traffic recovery is distinguished from equipment purchasing. ([icao.int](https://www.icao.int/sites/default/files/Meetings/a42/Documents/WP/wp_556_en.pdf))
    - Evidence informing the 2024 market-value input; displayed series and growth include calculations: Reports xx.xx airport passengers in 2024, providing a demand recovery cross-check. ([icao.int](https://www.icao.int/sites/default/files/Meetings/a42/Documents/WP/wp_556_en.pdf))

12. Port of Seattle - Baggage Handling System Optimization
    - Evidence informing the 2029 market-value input; displayed series and growth include calculations: Seattle plans to consolidate six baggage-screening systems, increase supported passenger capacity, and reduce screening-machine demand. Supports integration spending without one-for-one detector growth. ([portseattle.org](https://www.portseattle.org/projects/baggage-handling-system-optimization))
    - Evidence informing the 2032 market-value input; displayed series and growth include calculations: The consolidation example constrains equipment-volume assumptions; its whole baggage-handling project value is excluded from market sizing. ([portseattle.org](https://www.portseattle.org/projects/baggage-handling-system-optimization))
    - Evidence informing the 2040 market-value input; displayed series and growth include calculations: Provides a commercial counterexample to extrapolating passenger growth directly into machine counts throughout the long-range forecast. ([portseattle.org](https://www.portseattle.org/projects/baggage-handling-system-optimization))
13. Smiths Group PLC - Half Year Results for the Six Months Ended 31 January 2026
    - Evidence informing the 2026 market-value input; displayed series and growth include calculations: Reports xx.xx% organic growth for Smiths Detection in HY2026, with aviation checkpoint upgrades contributing. Supports a positive 2026 nowcast, not a directly observed global growth rate. ([www-live.smiths.com](https://www-live.smiths.com/media/villk35h/smiths-hy26-results-press-release.pdf))
14. ACI World - Biannual global air travel demand update, 30 September 2025
    - Evidence informing base-year allocation inputs; displayed values and growth are calculated: Regional traffic-scale input; geographic rebasing and spending intensities are modeled.
    - Evidence informing forecast-year allocation inputs; displayed values and growth are calculated: Regional traffic-scale input; geographic rebasing and spending intensities are modeled.
    - Evidence informing base-year allocation inputs; displayed values and growth are calculated: Regional traffic-scale input; Mexico is reassigned to its captured North American parent.
    - Evidence informing forecast-year allocation inputs; displayed values and growth are calculated: Regional traffic-scale input; Mexico is reassigned to its captured North American parent.
    - Evidence informing base-year allocation inputs; displayed values and growth are calculated: Regional traffic-scale input; source membership differs from the captured hierarchy.
    - Evidence informing forecast-year allocation inputs; displayed values and growth are calculated: Regional traffic-scale input; source membership differs from the captured hierarchy.
    - Evidence informing base-year allocation inputs; displayed values and growth are calculated: Regional traffic-scale input before the modeled Turkey and Israel bridge.
    - Evidence informing forecast-year allocation inputs; displayed values and growth are calculated: Regional traffic-scale input before the modeled Turkey and Israel bridge.
    - Evidence informing base-year allocation inputs; displayed values and growth are calculated: The xx.xx-million 2025 traffic estimate constrains the regional demand proxy, not equipment spending.
    - Evidence informing forecast-year allocation inputs; displayed values and growth are calculated: The xx.xx-million 2025 traffic estimate constrains the regional demand proxy, not equipment spending.
    - Evidence informing base-year allocation inputs; displayed values and growth are calculated: The xx.xx-billion 2025 traffic estimate constrains regional scale; forecast purchasing convergence is assumed.
    - Evidence informing forecast-year allocation inputs; displayed values and growth are calculated: The xx.xx-billion 2025 traffic estimate constrains regional scale; forecast purchasing convergence is assumed.

15. CATSA - 2025 Annual Report, Management's Discussion and Analysis
    - Evidence informing base-year allocation inputs; displayed values and growth are calculated: C$xx.xx EDS capital expenditure constrains the Canadian expenditure calibration; baggage attribution is modeled.
    - Evidence informing forecast-year allocation inputs; displayed values and growth are calculated: C$xx.xx EDS capital expenditure constrains the Canadian expenditure calibration; baggage attribution is modeled.
    - Evidence informing base-year allocation inputs; displayed values and growth are calculated: Buyer-spending calibration supports a premium regional equipment/support intensity, not an observed regional share.
    - Evidence informing forecast-year allocation inputs; displayed values and growth are calculated: Buyer-spending calibration supports a premium regional equipment/support intensity, not an observed regional share.
16. Leidos - Leidos wins TSA logistics contract, 23 January 2025
    - Evidence informing base-year allocation inputs; displayed values and growth are calculated: The eight-year, USD xx.xx maximum sustainment award covers xx.xx units at over xx.xx locations; scope and realization adjustments are modeled.
    - Evidence informing forecast-year allocation inputs; displayed values and growth are calculated: The eight-year, USD xx.xx maximum sustainment award covers xx.xx units at over xx.xx locations; scope and realization adjustments are modeled.
    - Evidence informing base-year allocation inputs; displayed values and growth are calculated: Supports recurring-support scale and manufacturer-coordination constraints, not unrestricted service access.
    - Evidence informing forecast-year allocation inputs; displayed values and growth are calculated: Supports recurring-support scale and manufacturer-coordination constraints, not unrestricted service access.
17. ACI-LAC - Air Traffic in Latin America and the Caribbean Maintains Growth Trajectory with a 5% Increase in 2025
    - Evidence informing base-year allocation inputs; displayed values and growth are calculated: Brazil's xx.xx-million airport-traffic aggregate constrains its demand scale; equipment intensity remains modeled.
    - Evidence informing forecast-year allocation inputs; displayed values and growth are calculated: Brazil's xx.xx-million airport-traffic aggregate constrains its demand scale; equipment intensity remains modeled.
    - Evidence informing base-year allocation inputs; displayed values and growth are calculated: Regional traffic evidence constrains the common country model while leaving uncatalogued activity.
    - Evidence informing forecast-year allocation inputs; displayed values and growth are calculated: Regional traffic evidence constrains the common country model while leaving uncatalogued activity.
18. Eurostat - Air passenger transport statistics, December 2025, Table 1: 2024 country traffic
    - Evidence informing base-year allocation inputs; displayed values and growth are calculated: Traffic primitive.
    - Evidence informing forecast-year allocation inputs; displayed values and growth are calculated: Traffic primitive.
19. Eurostat - Air passenger transport: data by month
    - Evidence informing base-year allocation inputs; displayed values and growth are calculated: Interim country changes inform assumed 2025 bridges; domestic endpoint and expenditure adjustments remain modeled.
    - Evidence informing forecast-year allocation inputs; displayed values and growth are calculated: Interim country changes inform assumed 2025 bridges; domestic endpoint and expenditure adjustments remain modeled.

20. ACI EUROPE - 2025 all about traffic resilience as Europe's airports welcomed an additional 100 million passengers
    - Evidence informing base-year allocation inputs; displayed values and growth are calculated: Country growth heterogeneity constrains the shared European purchasing model.
    - Evidence informing forecast-year allocation inputs; displayed values and growth are calculated: Country growth heterogeneity constrains the shared European purchasing model.
    - Evidence informing base-year allocation inputs; displayed values and growth are calculated: Published Russian weakness constrains, rather than validates, its working scale.
    - Evidence informing forecast-year allocation inputs; displayed values and growth are calculated: Published Russian weakness constrains, rather than validates, its working scale.
    - Evidence informing base-year allocation inputs; displayed values and growth are calculated: Annual growth input to the 2025 bridge.
    - Evidence informing forecast-year allocation inputs; displayed values and growth are calculated: Annual growth input to the 2025 bridge.
21. UK Civil Aviation Authority - UK aviation officially breaks records with over 300m passenger journeys in 2025
    - Evidence informing base-year allocation inputs; displayed values and growth are calculated: The xx.xx-million UK-and-Crown-Dependency headline constrains the modeled UK country traffic bridge.
    - Evidence informing forecast-year allocation inputs; displayed values and growth are calculated: The xx.xx-million UK-and-Crown-Dependency headline constrains the modeled UK country traffic bridge.
22. Fraport - AI for Monitoring Aviation Security, 22 January 2026
    - Evidence informing base-year allocation inputs; displayed values and growth are calculated: Over xx.xx CT scanners and approximately EUR xx.xx cumulative checkpoint investment support a premium installed-mix premise, not annual national revenue.
    - Evidence informing forecast-year allocation inputs; displayed values and growth are calculated: Over xx.xx CT scanners and approximately EUR xx.xx cumulative checkpoint investment support a premium installed-mix premise, not annual national revenue.
    - Evidence informing base-year allocation inputs; displayed values and growth are calculated: Quantified national deployment provides an independent test of heterogeneous European modernization.
    - Evidence informing forecast-year allocation inputs; displayed values and growth are calculated: Quantified national deployment provides an independent test of heterogeneous European modernization.
23. ECAC - Common Evaluation Process of security equipment
    - Evidence informing base-year allocation inputs; displayed values and growth are calculated: Evaluation is not national approval; no uniform cross-country market-access premium is assumed.
    - Evidence informing forecast-year allocation inputs; displayed values and growth are calculated: Evaluation is not national approval; no uniform cross-country market-access premium is assumed.
24. DHMİ - Havayolunda Cumhuriyet Tarihinin Rekoru, 9 January 2026
    - Evidence informing base-year allocation inputs; displayed values and growth are calculated: Supports the traffic rebasing into the captured Middle Eastern parent.
    - Evidence informing forecast-year allocation inputs; displayed values and growth are calculated: Supports the traffic rebasing into the captured Middle Eastern parent.
25. Smiths Detection - DAEP checkpoint screening contract for Dubai International Airport, 7 May 2025
    - Evidence informing base-year allocation inputs; displayed values and growth are calculated: Purchaser-specific award evidence supports a bounded premium-mix premise, not a GCC-wide allocation.
    - Evidence informing forecast-year allocation inputs; displayed values and growth are calculated: Purchaser-specific award evidence supports a bounded premium-mix premise, not a GCC-wide allocation.
26. Airports Company South Africa - Airport statistics
    - Evidence informing base-year allocation inputs; displayed values and growth are calculated: Provides an operating-network commercial anchor for the regional installed-base premise.
    - Evidence informing forecast-year allocation inputs; displayed values and growth are calculated: Provides an operating-network commercial anchor for the regional installed-base premise.

27. CAAC - 2025 Civil Aviation Industry Development Statistical Bulletin, 17 April 2026
    - Evidence informing base-year allocation inputs; displayed values and growth are calculated: Reports xx.xx mainland airport movements and xx.xx transport airports in 2025; the Hong Kong/Macao extension is modeled.
    - Evidence informing forecast-year allocation inputs; displayed values and growth are calculated: Reports xx.xx mainland airport movements and xx.xx transport airports in 2025; the Hong Kong/Macao extension is modeled.
    - Evidence informing base-year allocation inputs; displayed values and growth are calculated: Large-market traffic and airport-network scale constrain the regional demand model.
    - Evidence informing forecast-year allocation inputs; displayed values and growth are calculated: Large-market traffic and airport-network scale constrain the regional demand model.
28. Sydney Airport - Traffic and Operational Performance Q4 2025
    - Evidence informing base-year allocation inputs; displayed values and growth are calculated: Sydney's xx.xx-million traffic and staged xx.xx-lane/six-of-seven-lane deployment constrain national scale and modernization assumptions.
    - Evidence informing forecast-year allocation inputs; displayed values and growth are calculated: Sydney's xx.xx-million traffic and staged xx.xx-lane/six-of-seven-lane deployment constrain national scale and modernization assumptions.
    - Evidence informing base-year allocation inputs; displayed values and growth are calculated: Quantified staged deployment supports regional heterogeneity, not a common modernization timetable.
    - Evidence informing forecast-year allocation inputs; displayed values and growth are calculated: Quantified staged deployment supports regional heterogeneity, not a common modernization timetable.
29. U.S. Senator Michael Bennet - SAFEGUARDS Act announcement, 23 July 2025
    - Evidence informing base-year allocation inputs; displayed values and growth are calculated: The xx.xx-airport and xx.xx-lane national footprint constrains minimum network support; proposed funding is not counted as realized revenue.
    - Evidence informing forecast-year allocation inputs; displayed values and growth are calculated: The xx.xx-airport and xx.xx-lane national footprint constrains minimum network support; proposed funding is not counted as realized revenue.
30. Smiths Detection - Service
    - Evidence informing base-year allocation inputs; displayed values and growth are calculated: The manufacturer markets direct on-site support and inclusive capital-equipment labor-and-parts contracts. This supports a continuing manufacturer-service alternative, without measuring a pricing premium. ([smithsdetection.com](https://www.smithsdetection.com/service/))
    - Evidence informing forecast-year allocation inputs; displayed values and growth are calculated: The manufacturer markets direct on-site support and inclusive capital-equipment labor-and-parts contracts. This supports a continuing manufacturer-service alternative, without measuring a pricing premium. ([smithsdetection.com](https://www.smithsdetection.com/service/))
31. TSA awards $781.2 million to procure additional CT X-Ray scanners for airport checkpoints
    - Evidence informing base-year allocation inputs; displayed values and growth are calculated: The March xx.xx 2022 announcement identifies up to USD xx.xx for procurement and maintenance of up to xx.xx systems from an OEM. This is a historical procurement-scale anchor, not annual 2025 direct-channel revenue. ([content.govdelivery.com](https://content.govdelivery.com/accounts/USDHSTSA/bulletins/30f6e5f))
32. OSI Systems, Inc. - Form 10-K for the fiscal year ended June 30, 2026
    - Evidence informing base-year allocation inputs; displayed values and growth are calculated: The filing describes regional direct security-product sales and direct maintenance relationships. Its broader security scope supports route coexistence, not baggage-only sales weights. ([sec.gov](https://www.sec.gov/Archives/edgar/data/xx.xx/xx.xx/osis-20260630x10k.htm))
    - Evidence informing forecast-year allocation inputs; displayed values and growth are calculated: The filing describes regional direct security-product sales and direct maintenance relationships. Its broader security scope supports route coexistence, not baggage-only sales weights. ([sec.gov](https://www.sec.gov/Archives/edgar/data/xx.xx/xx.xx/osis-20260630x10k.htm))

14.2. Systems Integration Primes

Table 191. Global Airport Baggage Screening Systems Market Size, by Systems Integration Primes, by Region, 2017-2040 (USD Million)

Region	2017	2024	2025	2026	2027	2032	2040	CAGR (%)
Africa	xx.xx	xx.xx	xx.xx	xx.xx	xx.xx	xx.xx	xx.xx	xx.xx
Asia-Pacific	xx.xx	xx.xx	xx.xx	xx.xx	xx.xx	xx.xx	xx.xx	xx.xx
Europe	xx.xx	xx.xx	xx.xx	xx.xx	xx.xx	xx.xx	xx.xx	xx.xx
Latin America	xx.xx	xx.xx	xx.xx	xx.xx	xx.xx	xx.xx	xx.xx	xx.xx
Middle East	xx.xx	xx.xx	xx.xx	xx.xx	xx.xx	xx.xx	xx.xx	xx.xx
North America	xx.xx	xx.xx	xx.xx	xx.xx	xx.xx	xx.xx	xx.xx	xx.xx
Total	**xx.xx**	**xx.xx**	**xx.xx**	**xx.xx**	**xx.xx**	**xx.xx**	**xx.xx**	**xx.xx**

Table 192. Global Airport Baggage Screening Systems Market Size, by Systems Integration Primes, by Group, 2017-2040 (USD Million)

Group	2017	2024	2025	2026	2027	2032	2040	CAGR (%)
ASEAN	xx.xx	xx.xx	xx.xx	xx.xx	xx.xx	xx.xx	xx.xx	xx.xx
BRICS	xx.xx	xx.xx	xx.xx	xx.xx	xx.xx	xx.xx	xx.xx	xx.xx
European Union	xx.xx	xx.xx	xx.xx	xx.xx	xx.xx	xx.xx	xx.xx	xx.xx
G7	xx.xx	xx.xx	xx.xx	xx.xx	xx.xx	xx.xx	xx.xx	xx.xx
GCC	xx.xx	xx.xx	xx.xx	xx.xx	xx.xx	xx.xx	xx.xx	xx.xx
NATO	xx.xx	xx.xx	xx.xx	xx.xx	xx.xx	xx.xx	xx.xx	xx.xx

Table 193. Global Airport Baggage Screening Systems Market Size, by Systems Integration Primes, by Country, 2017-2040 (USD Million)

Country	2017	2024	2025	2026	2027	2032	2040	CAGR (%)
Australia	xx.xx	xx.xx	xx.xx	xx.xx	xx.xx	xx.xx	xx.xx	xx.xx
Brazil	xx.xx	xx.xx	xx.xx	xx.xx	xx.xx	xx.xx	xx.xx	xx.xx
Canada	xx.xx	xx.xx	xx.xx	xx.xx	xx.xx	xx.xx	xx.xx	xx.xx
China	xx.xx	xx.xx	xx.xx	xx.xx	xx.xx	xx.xx	xx.xx	xx.xx
France	xx.xx	xx.xx	xx.xx	xx.xx	xx.xx	xx.xx	xx.xx	xx.xx
Germany	xx.xx	xx.xx	xx.xx	xx.xx	xx.xx	xx.xx	xx.xx	xx.xx
India	xx.xx	xx.xx	xx.xx	xx.xx	xx.xx	xx.xx	xx.xx	xx.xx
Italy	xx.xx	xx.xx	xx.xx	xx.xx	xx.xx	xx.xx	xx.xx	xx.xx
Japan	xx.xx	xx.xx	xx.xx	xx.xx	xx.xx	xx.xx	xx.xx	xx.xx
Mexico	xx.xx	xx.xx	xx.xx	xx.xx	xx.xx	xx.xx	xx.xx	xx.xx
Russia	xx.xx	xx.xx	xx.xx	xx.xx	xx.xx	xx.xx	xx.xx	xx.xx
South Korea	xx.xx	xx.xx	xx.xx	xx.xx	xx.xx	xx.xx	xx.xx	xx.xx
Spain	xx.xx	xx.xx	xx.xx	xx.xx	xx.xx	xx.xx	xx.xx	xx.xx
United Kingdom	xx.xx	xx.xx	xx.xx	xx.xx	xx.xx	xx.xx	xx.xx	xx.xx
United States	xx.xx	xx.xx	xx.xx	xx.xx	xx.xx	xx.xx	xx.xx	xx.xx
Others	xx.xx	xx.xx	xx.xx	xx.xx	xx.xx	xx.xx	xx.xx	xx.xx
Total	**xx.xx**	**xx.xx**	**xx.xx**	**xx.xx**	**xx.xx**	**xx.xx**	**xx.xx**	**xx.xx**

Sources & Evidence

1. European Commission - Case M.8087, Smiths Group / Morpho Detection, Decision of January 18, 2017
   · Taxonomy evidence: Paragraph xx.xx identifies non-OEM systems integrators that connect multiple threat-detection equipment types for end users.
   ([ec.europa.eu](https://ec.europa.eu/competition/mergers/cases/decisions/m8087_2149_3.pdf))

2. JFK Millennium Partners Selects K2 to Deliver State-of-the-Art Security Screening Checkpoint at New JFK Terminal 6

   · Taxonomy evidence: The March xx.xx 2025 airport-project announcement identifies a screening specialist selected to procure, install, and deploy the new terminal checkpoint while coordinating multiple technology providers. It establishes an integration appointment rather than completed delivery. ([portauthoritybuilds.com](https://www.portauthoritybuilds.com/redevelopment/us/en/jfk/planned-projects/terminal-xx.xx/news/jfk-millennium-partners-selects-k2-to-deliver-state-of-the-art-s.html))

   · Evidence informing base-year allocation inputs; displayed values and growth are calculated: The March xx.xx 2025 appointment assigns procurement and deployment coordination across multiple technology suppliers at a future ten-gate terminal. It supports integration-prime participation and a forecast mechanism, not a disclosed share or completed 2025 revenue. ([portauthoritybuilds.com](https://www.portauthoritybuilds.com/redevelopment/us/en/jfk/planned-projects/terminal-xx.xx/news/jfk-millennium-partners-selects-k2-to-deliver-state-of-the-art-s.html))

   · Evidence informing forecast-year allocation inputs; displayed values and growth are calculated: The March xx.xx 2025 appointment assigns procurement and deployment coordination across multiple technology suppliers at a future ten-gate terminal. It supports integration-prime participation and a forecast mechanism, not a disclosed share or completed 2025 revenue. ([portauthoritybuilds.com](https://www.portauthoritybuilds.com/redevelopment/us/en/jfk/planned-projects/terminal-xx.xx/news/jfk-millennium-partners-selects-k2-to-deliver-state-of-the-art-s.html))

3. House Report 119-173 - Department of Homeland Security Appropriations Bill, 2026

   · Evidence informing the 2030 market-value input; displayed series and growth include calculations: The aging installed fleet supports replacement demand, but does not establish the forecast's realization dates or annual purchasing rate. ([govinfo.gov](https://www.govinfo.gov/content/pkg/CRPT-119hrpt173/html/CRPT-119hrpt173.htm))

4. GAO-24-106573 - DHS Annual Assessment: Most Programs Are Meeting Current Goals, but Some Continue to Face Cost and Schedule Challenges

   · Evidence informing the 2026 market-value input; displayed series and growth include calculations: Reports plans for xx.xx checkpoint systems and xx.xx increment-one deployments by September 2023; supports an incomplete replacement cycle rather than universal CT adoption. ([gao.gov](https://www.gao.gov/assets/gao-xx.xx-xx.xx.pdf))

5. Global Airport Passenger Traffic Reaches Record 9.8 Billion in 2025, Airports Council International World reports

   · Evidence informing the 2026 market-value input; displayed series and growth include calculations: Reports cooling passenger-growth momentum in 2026, supporting moderation of traffic-driven equipment expansion despite continuing replacement demand. ([aci.aero](https://aci.aero/2026/xx.xx/xx.xx/global-airport-passenger-traffic-reaches-record-xx.xx-xx.xx-billion-in-2025-airports-council-international-world-reports/))

   · Evidence informing base-year allocation inputs; displayed values and growth are calculated: Full-year 2025 traffic weakness qualifies the mature-market expansion assumption.

   · Evidence informing forecast-year allocation inputs; displayed values and growth are calculated: Full-year 2025 traffic weakness qualifies the mature-market expansion assumption.

   · Evidence informing base-year allocation inputs; displayed values and growth are calculated: Full-year growth provides a regional direction check, not an equipment-share observation.

   · Evidence informing forecast-year allocation inputs; displayed values and growth are calculated: Full-year growth provides a regional direction check, not an equipment-share observation.

   · Evidence informing base-year allocation inputs; displayed values and growth are calculated: Full-year traffic growth constrains the regional demand premise.

   · Evidence informing forecast-year allocation inputs; displayed values and growth are calculated: Full-year traffic growth constrains the regional demand premise.

   · Evidence informing forecast-year allocation inputs; displayed values and growth are calculated: The reported first-half 2026 decline of xx.xx% constrains the recovery scenario.

   · Evidence informing base-year allocation inputs; displayed values and growth are calculated: Reported 2025 growth provides a demand-direction check; procurement intensity remains assumed.

   · Evidence informing forecast-year allocation inputs; displayed values and growth are calculated: Reported 2025 growth provides a demand-direction check; procurement intensity remains assumed.

   · Evidence informing base-year allocation inputs; displayed values and growth are calculated: Reported traffic momentum supports differentiated demand, not the final modeled forecast share.

   · Evidence informing forecast-year allocation inputs; displayed values and growth are calculated: Reported traffic momentum supports differentiated demand, not the final modeled forecast share.

6. Smiths Group PLC - Full Year Results for the 12 Months Ended 31 July 2025

   · Evidence informing the 2024 market-value input; displayed series and growth include calculations: Discloses aviation original-equipment revenue of xx.xx and aftermarket revenue of xx.xx for FY2024; supplies historical cycle proxies. ([www-live.smiths.com](https://www-live.smiths.com/media/snqpxwkd/smiths-group-plc-annual-results-2025-press-release.pdf))

   · Evidence informing the 2027 market-value input; displayed series and growth include calculations: Reports approximately xx.xx cumulative CTiX sales and continuing aviation upgrade demand; supports replacement activity, not an observed global forecast. ([www-live.smiths.com](https://www-live.smiths.com/media/snqpxwkd/smiths-group-plc-annual-results-2025-press-release.pdf))

   · Evidence informing forecast-year allocation inputs; displayed values and growth are calculated: The supplier anticipates a later-decade hold-baggage upgrade cycle. This supports the commercial replacement premise, not the assumed relative prime-capture factor. ([www-live.smiths.com](https://www-live.smiths.com/media/snqpxwkd/smiths-group-plc-annual-results-2025-press-release.pdf))

7. Smiths Group PLC - Annual Report & Accounts FY2023

   · Evidence informing the 2022 market-value input; displayed series and growth include calculations: Reports FY2022 aviation original-equipment revenue of xx.xx, used as a dimensionless historical capital-cycle proxy. ([www-live.smiths.com](https://www-live.smiths.com/media/phjp1j44/smiths-annual-report-2023.pdf))

   · Evidence informing the 2023 market-value input; displayed series and growth include calculations: Reports FY2023 aviation original-equipment revenue of xx.xx and aftermarket revenue of xx.xx; supports the modeled recovery direction. ([www-live.smiths.com](https://www-live.smiths.com/media/phjp1j44/smiths-annual-report-2023.pdf))

8. Smiths Group PLC - Annual Report FY2022
   - Evidence informing the 2021 market-value input; displayed series and growth include calculations: Reports FY2021 aviation revenue of xx.xx, providing a historical purchasing-cycle reference rather than a global observation. ([www-live.smiths.com](https://www-live.smiths.com/media/xjvdpblr/smiths-annual-report-2022-report.pdf))
   - Evidence informing the 2022 market-value input; displayed series and growth include calculations: Reports FY2022 aviation revenue of xx.xx and continued weakness in aviation original equipment; supports a delayed capital-spending trough. ([www-live.smiths.com](https://www-live.smiths.com/media/xjvdpblr/smiths-annual-report-2022-report.pdf))
9. Smiths Group PLC - Annual Results for the Year Ended 31 July 2019
   - Evidence informing the 2018 market-value input; displayed series and growth include calculations: Reports FY2018 aviation revenue of xx.xx, supplying the historical comparison underlying the backcast. ([smiths.com](https://www.smiths.com/media/u4wla1bw/smiths-group-plc-annual-results-2019-press-release.pdf))
   - Evidence informing the 2019 market-value input; displayed series and growth include calculations: Reports FY2019 aviation revenue of xx.xx and customer delivery deferrals, qualifying a traffic-only growth model. ([smiths.com](https://www.smiths.com/media/u4wla1bw/smiths-group-plc-annual-results-2019-press-release.pdf))
   - Evidence informing the 2020 market-value input; displayed series and growth include calculations: Identifies deliveries deferred into FY2020; supports the possibility of backlog-supported spending despite a contemporaneous traffic shock, not the exact modeled growth rate. ([smiths.com](https://www.smiths.com/media/u4wla1bw/smiths-group-plc-annual-results-2019-press-release.pdf))
10. ACI World - The High-Wire Balancing Act: Global Air Transport Demand in 2018 and 2019
    - Evidence informing the 2017 market-value input; displayed series and growth include calculations: Reports xx.xx airport passengers and xx.xx% growth in 2018; the growth observation informs the 2017 backcast bridge. ([blog.aci.aero](https://blog.aci.aero/airport-economics/the-high-wire-balancing-act-global-air-transport-demand-in-2018-and-2019/))
    - Evidence informing the 2018 market-value input; displayed series and growth include calculations: Provides the observed 2018 traffic-growth reference, not an equipment-market growth observation. ([blog.aci.aero](https://blog.aci.aero/airport-economics/the-high-wire-balancing-act-global-air-transport-demand-in-2018-and-2019/))
11. ICAO A42-WP/556 - State of the Industry and Outlook for Airport Traffic, Presented by ACI
    - Evidence informing the 2020 market-value input; displayed series and growth include calculations: Records the collapse from xx.xx airport passengers in 2019 to xx.xx in 2020; constrains the shock and funding-risk interpretation. ([icao.int](https://www.icao.int/sites/default/files/Meetings/a42/Documents/WP/wp_556_en.pdf))
    - Evidence informing the 2021 market-value input; displayed series and growth include calculations: Reports xx.xx airport passengers in 2021, supporting a prolonged funding and activity shock. ([icao.int](https://www.icao.int/sites/default/files/Meetings/a42/Documents/WP/wp_556_en.pdf))
    - Evidence informing the 2023 market-value input; displayed series and growth include calculations: Reports xx.xx airport passengers in 2023; traffic recovery is distinguished from equipment purchasing. ([icao.int](https://www.icao.int/sites/default/files/Meetings/a42/Documents/WP/wp_556_en.pdf))
    - Evidence informing the 2024 market-value input; displayed series and growth include calculations: Reports xx.xx airport passengers in 2024, providing a demand recovery cross-check. ([icao.int](https://www.icao.int/sites/default/files/Meetings/a42/Documents/WP/wp_556_en.pdf))

12. Port of Seattle - Baggage Handling System Optimization
    - Evidence informing the 2029 market-value input; displayed series and growth include calculations: Seattle plans to consolidate six baggage-screening systems, increase supported passenger capacity, and reduce screening-machine demand. Supports integration spending without one-for-one detector growth. ([portseattle.org](https://www.portseattle.org/projects/baggage-handling-system-optimization))
    - Evidence informing the 2032 market-value input; displayed series and growth include calculations: The consolidation example constrains equipment-volume assumptions; its whole baggage-handling project value is excluded from market sizing. ([portseattle.org](https://www.portseattle.org/projects/baggage-handling-system-optimization))
    - Evidence informing the 2040 market-value input; displayed series and growth include calculations: Provides a commercial counterexample to extrapolating passenger growth directly into machine counts throughout the long-range forecast. ([portseattle.org](https://www.portseattle.org/projects/baggage-handling-system-optimization))
13. Smiths Group PLC - Half Year Results for the Six Months Ended 31 January 2026
    - Evidence informing the 2026 market-value input; displayed series and growth include calculations: Reports xx.xx% organic growth for Smiths Detection in HY2026, with aviation checkpoint upgrades contributing. Supports a positive 2026 nowcast, not a directly observed global growth rate. ([www-live.smiths.com](https://www-live.smiths.com/media/villk35h/smiths-hy26-results-press-release.pdf))
14. ACI World - Biannual global air travel demand update, 30 September 2025
    - Evidence informing base-year allocation inputs; displayed values and growth are calculated: Regional traffic-scale input; geographic rebasing and spending intensities are modeled.
    - Evidence informing forecast-year allocation inputs; displayed values and growth are calculated: Regional traffic-scale input; geographic rebasing and spending intensities are modeled.
    - Evidence informing base-year allocation inputs; displayed values and growth are calculated: Regional traffic-scale input; Mexico is reassigned to its captured North American parent.
    - Evidence informing forecast-year allocation inputs; displayed values and growth are calculated: Regional traffic-scale input; Mexico is reassigned to its captured North American parent.
    - Evidence informing base-year allocation inputs; displayed values and growth are calculated: Regional traffic-scale input; source membership differs from the captured hierarchy.
    - Evidence informing forecast-year allocation inputs; displayed values and growth are calculated: Regional traffic-scale input; source membership differs from the captured hierarchy.
    - Evidence informing base-year allocation inputs; displayed values and growth are calculated: Regional traffic-scale input before the modeled Turkey and Israel bridge.
    - Evidence informing forecast-year allocation inputs; displayed values and growth are calculated: Regional traffic-scale input before the modeled Turkey and Israel bridge.
    - Evidence informing base-year allocation inputs; displayed values and growth are calculated: The xx.xx-million 2025 traffic estimate constrains the regional demand proxy, not equipment spending.
    - Evidence informing forecast-year allocation inputs; displayed values and growth are calculated: The xx.xx-million 2025 traffic estimate constrains the regional demand proxy, not equipment spending.
    - Evidence informing base-year allocation inputs; displayed values and growth are calculated: The xx.xx-billion 2025 traffic estimate constrains regional scale; forecast purchasing convergence is assumed.
    - Evidence informing forecast-year allocation inputs; displayed values and growth are calculated: The xx.xx-billion 2025 traffic estimate constrains regional scale; forecast purchasing convergence is assumed.

15. CATSA - 2025 Annual Report, Management's Discussion and Analysis
    - Evidence informing base-year allocation inputs; displayed values and growth are calculated: C$xx.xx EDS capital expenditure constrains the Canadian expenditure calibration; baggage attribution is modeled.
    - Evidence informing forecast-year allocation inputs; displayed values and growth are calculated: C$xx.xx EDS capital expenditure constrains the Canadian expenditure calibration; baggage attribution is modeled.
    - Evidence informing base-year allocation inputs; displayed values and growth are calculated: Buyer-spending calibration supports a premium regional equipment/support intensity, not an observed regional share.
    - Evidence informing forecast-year allocation inputs; displayed values and growth are calculated: Buyer-spending calibration supports a premium regional equipment/support intensity, not an observed regional share.
    - Evidence informing forecast-year allocation inputs; displayed values and growth are calculated: EDS outturn was C$xx.xx versus an original C$xx.xx plan and revised C$xx.xx budget. Reprofiling constrains assumed award conversion and deployment timing; it does not measure procurement-channel mix. ([catsa-acsta.gc.ca](https://www.catsa-acsta.gc.ca/en/publications/2025-annual-report/management-discussion-and-analysis))
16. Leidos - Leidos wins TSA logistics contract, 23 January 2025
    - Evidence informing base-year allocation inputs; displayed values and growth are calculated: The eight-year, USD xx.xx maximum sustainment award covers xx.xx units at over xx.xx locations; scope and realization adjustments are modeled.
    - Evidence informing forecast-year allocation inputs; displayed values and growth are calculated: The eight-year, USD xx.xx maximum sustainment award covers xx.xx units at over xx.xx locations; scope and realization adjustments are modeled.
    - Evidence informing base-year allocation inputs; displayed values and growth are calculated: Supports recurring-support scale and manufacturer-coordination constraints, not unrestricted service access.
    - Evidence informing forecast-year allocation inputs; displayed values and growth are calculated: Supports recurring-support scale and manufacturer-coordination constraints, not unrestricted service access.
17. ACI-LAC - Air Traffic in Latin America and the Caribbean Maintains Growth Trajectory with a 5% Increase in 2025
    - Evidence informing base-year allocation inputs; displayed values and growth are calculated: Brazil's xx.xx-million airport-traffic aggregate constrains its demand scale; equipment intensity remains modeled.
    - Evidence informing forecast-year allocation inputs; displayed values and growth are calculated: Brazil's xx.xx-million airport-traffic aggregate constrains its demand scale; equipment intensity remains modeled.
    - Evidence informing base-year allocation inputs; displayed values and growth are calculated: Regional traffic evidence constrains the common country model while leaving uncatalogued activity.
    - Evidence informing forecast-year allocation inputs; displayed values and growth are calculated: Regional traffic evidence constrains the common country model while leaving uncatalogued activity.
18. Eurostat - Air passenger transport statistics, December 2025, Table 1: 2024 country traffic
    - Evidence informing base-year allocation inputs; displayed values and growth are calculated: Traffic primitive.
    - Evidence informing forecast-year allocation inputs; displayed values and growth are calculated: Traffic primitive.
19. Eurostat - Air passenger transport: data by month
    - Evidence informing base-year allocation inputs; displayed values and growth are calculated: Interim country changes inform assumed 2025 bridges; domestic endpoint and expenditure adjustments remain modeled.
    - Evidence informing forecast-year allocation inputs; displayed values and growth are calculated: Interim country changes inform assumed 2025 bridges; domestic endpoint and expenditure adjustments remain modeled.

20. ACI EUROPE - 2025 all about traffic resilience as Europe's airports welcomed an additional 100 million passengers
- Evidence informing base-year allocation inputs; displayed values and growth are calculated: Country growth heterogeneity constrains the shared European purchasing model.
- Evidence informing forecast-year allocation inputs; displayed values and growth are calculated: Country growth heterogeneity constrains the shared European purchasing model.
- Evidence informing base-year allocation inputs; displayed values and growth are calculated: Published Russian weakness constrains, rather than validates, its working scale.
- Evidence informing forecast-year allocation inputs; displayed values and growth are calculated: Published Russian weakness constrains, rather than validates, its working scale.
- Evidence informing base-year allocation inputs; displayed values and growth are calculated: Annual growth input to the 2025 bridge.
- Evidence informing forecast-year allocation inputs; displayed values and growth are calculated: Annual growth input to the 2025 bridge.

21. UK Civil Aviation Authority - UK aviation officially breaks records with over 300m passenger journeys in 2025
- Evidence informing base-year allocation inputs; displayed values and growth are calculated: The xx.xx-million UK-and-Crown-Dependency headline constrains the modeled UK country traffic bridge.
- Evidence informing forecast-year allocation inputs; displayed values and growth are calculated: The xx.xx-million UK-and-Crown-Dependency headline constrains the modeled UK country traffic bridge.

22. Fraport - AI for Monitoring Aviation Security, 22 January 2026
- Evidence informing base-year allocation inputs; displayed values and growth are calculated: Over xx.xx CT scanners and approximately EUR xx.xx cumulative checkpoint investment support a premium installed-mix premise, not annual national revenue.
- Evidence informing forecast-year allocation inputs; displayed values and growth are calculated: Over xx.xx CT scanners and approximately EUR xx.xx cumulative checkpoint investment support a premium installed-mix premise, not annual national revenue.
- Evidence informing base-year allocation inputs; displayed values and growth are calculated: Quantified national deployment provides an independent test of heterogeneous European modernization.
- Evidence informing forecast-year allocation inputs; displayed values and growth are calculated: Quantified national deployment provides an independent test of heterogeneous European modernization.

23. ECAC - Common Evaluation Process of security equipment
- Evidence informing base-year allocation inputs; displayed values and growth are calculated: Evaluation is not national approval; no uniform cross-country market-access premium is assumed.
- Evidence informing forecast-year allocation inputs; displayed values and growth are calculated: Evaluation is not national approval; no uniform cross-country market-access premium is assumed.

24. DHMİ - Havayolunda Cumhuriyet Tarihinin Rekoru, 9 January 2026
- Evidence informing base-year allocation inputs; displayed values and growth are calculated: Supports the traffic rebasing into the captured Middle Eastern parent.
- Evidence informing forecast-year allocation inputs; displayed values and growth are calculated: Supports the traffic rebasing into the captured Middle Eastern parent.

25. Smiths Detection - DAEP checkpoint screening contract for Dubai International Airport, 7 May 2025
- Evidence informing base-year allocation inputs; displayed values and growth are calculated: Purchaser-specific award evidence supports a bounded premium-mix premise, not a GCC-wide allocation.
- Evidence informing forecast-year allocation inputs; displayed values and growth are calculated: Purchaser-specific award evidence supports a bounded premium-mix premise, not a GCC-wide allocation.

26. Airports Company South Africa - Airport statistics
- Evidence informing base-year allocation inputs; displayed values and growth are calculated: Provides an operating-network commercial anchor for the regional installed-base premise.
- Evidence informing forecast-year allocation inputs; displayed values and growth are calculated: Provides an operating-network commercial anchor for the regional installed-base premise.

27. CAAC - 2025 Civil Aviation Industry Development Statistical Bulletin, 17 April 2026
- Evidence informing base-year allocation inputs; displayed values and growth are calculated: Reports xx.xx mainland airport movements and xx.xx transport airports in 2025; the Hong Kong/Macao extension is modeled.
- Evidence informing forecast-year allocation inputs; displayed values and growth are calculated: Reports xx.xx mainland airport movements and xx.xx transport airports in 2025; the Hong Kong/Macao extension is modeled.
- Evidence informing base-year allocation inputs; displayed values and growth are calculated: Large-market traffic and airport-network scale constrain the regional demand model.
- Evidence informing forecast-year allocation inputs; displayed values and growth are calculated: Large-market traffic and airport-network scale constrain the regional demand model.

28. Sydney Airport - Traffic and Operational Performance Q4 2025
- Evidence informing base-year allocation inputs; displayed values and growth are calculated: Sydney's xx.xx-million traffic and staged xx.xx-lane/six-of-seven-lane deployment constrain national scale and modernization assumptions.
- Evidence informing forecast-year allocation inputs; displayed values and growth are calculated: Sydney's xx.xx-million traffic and staged xx.xx-lane/six-of-seven-lane deployment constrain national scale and modernization assumptions.
- Evidence informing base-year allocation inputs; displayed values and growth are calculated: Quantified staged deployment supports regional heterogeneity, not a common modernization timetable.
- Evidence informing forecast-year allocation inputs; displayed values and growth are calculated: Quantified staged deployment supports regional heterogeneity, not a common modernization timetable.

29. U.S. Senator Michael Bennet - SAFEGUARDS Act announcement, 23 July 2025
- Evidence informing base-year allocation inputs; displayed values and growth are calculated: The xx.xx-airport and xx.xx-lane national footprint constrains minimum network support; proposed funding is not counted as realized revenue.
- Evidence informing forecast-year allocation inputs; displayed values and growth are calculated: The xx.xx-airport and xx.xx-lane national footprint constrains minimum network support; proposed funding is not counted as realized revenue.

30. TSA awards $781.2 million to procure additional CT X-Ray scanners for airport checkpoints
- Evidence informing base-year allocation inputs; displayed values and growth are calculated: The award includes full-size automated lanes, cautioning against assigning all automation value to non-OEM integration primes; exact contractual-role attribution is not disclosed. ([content.govdelivery.com](https://content.govdelivery.com/accounts/USDHSTSA/bulletins/30f6e5f))

14.3. Independent Technical Service Providers

Table 194. Global Airport Baggage Screening Systems Market Size, by Independent Technical Service Providers, by Region, 2017-2040 (USD Million)

Region	2017	2024	2025	2026	2027	2032	2040	CAGR (%)
Africa	xx.xx	xx.xx	xx.xx	xx.xx	xx.xx	xx.xx	xx.xx	xx.xx
Asia-Pacific	xx.xx	xx.xx	xx.xx	xx.xx	xx.xx	xx.xx	xx.xx	xx.xx
Europe	xx.xx	xx.xx	xx.xx	xx.xx	xx.xx	xx.xx	xx.xx	xx.xx
Latin America	xx.xx	xx.xx	xx.xx	xx.xx	xx.xx	xx.xx	xx.xx	xx.xx
Middle East	xx.xx	xx.xx	xx.xx	xx.xx	xx.xx	xx.xx	xx.xx	xx.xx
North America	xx.xx	xx.xx	xx.xx	xx.xx	xx.xx	xx.xx	xx.xx	xx.xx
Total	**xx.xx**	**xx.xx**	**xx.xx**	**xx.xx**	**xx.xx**	**xx.xx**	**xx.xx**	**xx.xx**

Table 195. Global Airport Baggage Screening Systems Market Size, by Independent Technical Service Providers, by Group, 2017-2040 (USD Million)

Group	2017	2024	2025	2026	2027	2032	2040	CAGR (%)
ASEAN	xx.xx	xx.xx	xx.xx	xx.xx	xx.xx	xx.xx	xx.xx	xx.xx
BRICS	xx.xx	xx.xx	xx.xx	xx.xx	xx.xx	xx.xx	xx.xx	xx.xx
European Union	xx.xx	xx.xx	xx.xx	xx.xx	xx.xx	xx.xx	xx.xx	xx.xx
G7	xx.xx	xx.xx	xx.xx	xx.xx	xx.xx	xx.xx	xx.xx	xx.xx
GCC	xx.xx	xx.xx	xx.xx	xx.xx	xx.xx	xx.xx	xx.xx	xx.xx
NATO	xx.xx	xx.xx	xx.xx	xx.xx	xx.xx	xx.xx	xx.xx	xx.xx

Table 196. Global Airport Baggage Screening Systems Market Size, by Independent Technical Service Providers, by Country, 2017-2040 (USD Million)

Country	2017	2024	2025	2026	2027	2032	2040	CAGR (%)
Australia	xx.xx	xx.xx	xx.xx	xx.xx	xx.xx	xx.xx	xx.xx	xx.xx
Brazil	xx.xx	xx.xx	xx.xx	xx.xx	xx.xx	xx.xx	xx.xx	xx.xx
Canada	xx.xx	xx.xx	xx.xx	xx.xx	xx.xx	xx.xx	xx.xx	xx.xx
China	xx.xx	xx.xx	xx.xx	xx.xx	xx.xx	xx.xx	xx.xx	xx.xx
France	xx.xx	xx.xx	xx.xx	xx.xx	xx.xx	xx.xx	xx.xx	xx.xx
Germany	xx.xx	xx.xx	xx.xx	xx.xx	xx.xx	xx.xx	xx.xx	xx.xx
India	xx.xx	xx.xx	xx.xx	xx.xx	xx.xx	xx.xx	xx.xx	xx.xx
Italy	xx.xx	xx.xx	xx.xx	xx.xx	xx.xx	xx.xx	xx.xx	xx.xx
Japan	xx.xx	xx.xx	xx.xx	xx.xx	xx.xx	xx.xx	xx.xx	xx.xx
Mexico	xx.xx	xx.xx	xx.xx	xx.xx	xx.xx	xx.xx	xx.xx	xx.xx
Russia	xx.xx	xx.xx	xx.xx	xx.xx	xx.xx	xx.xx	xx.xx	xx.xx
South Korea	xx.xx	xx.xx	xx.xx	xx.xx	xx.xx	xx.xx	xx.xx	xx.xx
Spain	xx.xx	xx.xx	xx.xx	xx.xx	xx.xx	xx.xx	xx.xx	xx.xx
United Kingdom	xx.xx	xx.xx	xx.xx	xx.xx	xx.xx	xx.xx	xx.xx	xx.xx
United States	xx.xx	xx.xx	xx.xx	xx.xx	xx.xx	xx.xx	xx.xx	xx.xx
Others	xx.xx	xx.xx	xx.xx	xx.xx	xx.xx	xx.xx	xx.xx	xx.xx
Total	**xx.xx**	**xx.xx**	**xx.xx**	**xx.xx**	**xx.xx**	**xx.xx**	**xx.xx**	**xx.xx**

Sources & Evidence

1. European Commission - Case M.8087, Smiths Group / Morpho Detection, Decision of January 18, 2017

   · Taxonomy evidence: The decision recognizes third-party after-sales provision, while noting dependence on original technology and authorized relationships. This does not imply unrestricted independent servicing. ([ec.europa.eu](https://ec.europa.eu/competition/mergers/cases/decisions/m8087_2149_3.pdf))

2. CATSA Corporate Plan 2024-25 to 2028-29 Summary - Key Corporate Risks
   - Taxonomy evidence: The public screening authority states that maintenance of most screening equipment transitioned to KPrime Technologies in 2023/xx.xx establishing a separately contracted technical-maintenance provider role. Mixed-equipment spending still requires baggage-specific attribution. ([catsa-acsta.gc.ca](https://www.catsa-acsta.gc.ca/en/publications/key-corporate-risks))
   - Evidence informing base-year allocation inputs; displayed values and growth are calculated: The authority reports transferring maintenance of most screening equipment to KPrime in 2023/xx.xx. This establishes a separately contracted maintenance relationship, without a baggage-only payment split. ([catsa-acsta.gc.ca](https://www.catsa-acsta.gc.ca/en/publications/key-corporate-risks))
3. House Report 119-173 - Department of Homeland Security Appropriations Bill, 2026
   - Evidence informing the 2030 market-value input; displayed series and growth include calculations: The aging installed fleet supports replacement demand, but does not establish the forecast's realization dates or annual purchasing rate. ([govinfo.gov](https://www.govinfo.gov/content/pkg/CRPT-119hrpt173/html/CRPT-119hrpt173.htm))
4. GAO-24-106573 - DHS Annual Assessment: Most Programs Are Meeting Current Goals, but Some Continue to Face Cost and Schedule Challenges
   - Evidence informing the 2026 market-value input; displayed series and growth include calculations: Reports plans for xx.xx checkpoint systems and xx.xx increment-one deployments by September 2023; supports an incomplete replacement cycle rather than universal CT adoption. ([gao.gov](https://www.gao.gov/assets/gao-xx.xx-xx.xx.pdf))
5. Global Airport Passenger Traffic Reaches Record 9.8 Billion in 2025, Airports Council International World reports
   - Evidence informing the 2026 market-value input; displayed series and growth include calculations: Reports cooling passenger-growth momentum in 2026, supporting moderation of traffic-driven equipment expansion despite continuing replacement demand. ([aci.aero](https://aci.aero/2026/xx.xx/xx.xx/global-airport-passenger-traffic-reaches-record-xx.xx-xx.xx-billion-in-2025-airports-council-international-world-reports/))
   - Evidence informing base-year allocation inputs; displayed values and growth are calculated: Full-year 2025 traffic weakness qualifies the mature-market expansion assumption.
   - Evidence informing forecast-year allocation inputs; displayed values and growth are calculated: Full-year 2025 traffic weakness qualifies the mature-market expansion assumption.
   - Evidence informing base-year allocation inputs; displayed values and growth are calculated: Full-year growth provides a regional direction check, not an equipment-share observation.
   - Evidence informing forecast-year allocation inputs; displayed values and growth are calculated: Full-year growth provides a regional direction check, not an equipment-share observation.
   - Evidence informing base-year allocation inputs; displayed values and growth are calculated: Full-year traffic growth constrains the regional demand premise.
   - Evidence informing forecast-year allocation inputs; displayed values and growth are calculated: Full-year traffic growth constrains the regional demand premise.
   - Evidence informing forecast-year allocation inputs; displayed values and growth are calculated: The reported first-half 2026 decline of xx.xx% constrains the recovery scenario.
   - Evidence informing base-year allocation inputs; displayed values and growth are calculated: Reported 2025 growth provides a demand-direction check; procurement intensity remains assumed.
   - Evidence informing forecast-year allocation inputs; displayed values and growth are calculated: Reported 2025 growth provides a demand-direction check; procurement intensity remains assumed.
   - Evidence informing base-year allocation inputs; displayed values and growth are calculated: Reported traffic momentum supports differentiated demand, not the final modeled forecast share.
   - Evidence informing forecast-year allocation inputs; displayed values and growth are calculated: Reported traffic momentum supports differentiated demand, not the final modeled forecast share.

6. Smiths Group PLC - Full Year Results for the 12 Months Ended 31 July 2025
   - Evidence informing the 2024 market-value input; displayed series and growth include calculations: Discloses aviation original-equipment revenue of xx.xx and aftermarket revenue of xx.xx for FY2024; supplies historical cycle proxies. ([www-live.smiths.com](https://www-live.smiths.com/media/snqpxwkd/smiths-group-plc-annual-results-2025-press-release.pdf))
   - Evidence informing the 2027 market-value input; displayed series and growth include calculations: Reports approximately xx.xx cumulative CTiX sales and continuing aviation upgrade demand; supports replacement activity, not an observed global forecast. ([www-live.smiths.com](https://www-live.smiths.com/media/snqpxwkd/smiths-group-plc-annual-results-2025-press-release.pdf))
   - Evidence informing base-year allocation inputs; displayed values and growth are calculated: The substantial manufacturer aftermarket business qualifies independent-provider extrapolation because OEM support and subcontract receipts cannot automatically be reclassified as independent final-customer revenue. ([www-live.smiths.com](https://www-live.smiths.com/media/snqpxwkd/smiths-group-plc-annual-results-2025-press-release.pdf))
   - Evidence informing forecast-year allocation inputs; displayed values and growth are calculated: The substantial manufacturer aftermarket business qualifies independent-provider extrapolation because OEM support and subcontract receipts cannot automatically be reclassified as independent final-customer revenue. ([www-live.smiths.com](https://www-live.smiths.com/media/snqpxwkd/smiths-group-plc-annual-results-2025-press-release.pdf))
7. Smiths Group PLC - Annual Report & Accounts FY2023
   - Evidence informing the 2022 market-value input; displayed series and growth include calculations: Reports FY2022 aviation original-equipment revenue of xx.xx, used as a dimensionless historical capital-cycle proxy. ([www-live.smiths.com](https://www-live.smiths.com/media/phjp1j44/smiths-annual-report-2023.pdf))
   - Evidence informing the 2023 market-value input; displayed series and growth include calculations: Reports FY2023 aviation original-equipment revenue of xx.xx and aftermarket revenue of xx.xx; supports the modeled recovery direction. ([www-live.smiths.com](https://www-live.smiths.com/media/phjp1j44/smiths-annual-report-2023.pdf))
8. Smiths Group PLC - Annual Report FY2022
   - Evidence informing the 2021 market-value input; displayed series and growth include calculations: Reports FY2021 aviation revenue of xx.xx, providing a historical purchasing-cycle reference rather than a global observation. ([www-live.smiths.com](https://www-live.smiths.com/media/xjvdpblr/smiths-annual-report-2022-report.pdf))
   - Evidence informing the 2022 market-value input; displayed series and growth include calculations: Reports FY2022 aviation revenue of xx.xx and continued weakness in aviation original equipment; supports a delayed capital-spending trough. ([www-live.smiths.com](https://www-live.smiths.com/media/xjvdpblr/smiths-annual-report-2022-report.pdf))
9. Smiths Group PLC - Annual Results for the Year Ended 31 July 2019
   - Evidence informing the 2018 market-value input; displayed series and growth include calculations: Reports FY2018 aviation revenue of xx.xx, supplying the historical comparison underlying the backcast. ([smiths.com](https://www.smiths.com/media/u4wla1bw/smiths-group-plc-annual-results-2019-press-release.pdf))
   - Evidence informing the 2019 market-value input; displayed series and growth include calculations: Reports FY2019 aviation revenue of xx.xx and customer delivery deferrals, qualifying a traffic-only growth model. ([smiths.com](https://www.smiths.com/media/u4wla1bw/smiths-group-plc-annual-results-2019-press-release.pdf))
   - Evidence informing the 2020 market-value input; displayed series and growth include calculations: Identifies deliveries deferred into FY2020; supports the possibility of backlog-supported spending despite a contemporaneous traffic shock, not the exact modeled growth rate. ([smiths.com](https://www.smiths.com/media/u4wla1bw/smiths-group-plc-annual-results-2019-press-release.pdf))

10. ACI World - The High-Wire Balancing Act: Global Air Transport Demand in 2018 and 2019
    - Evidence informing the 2017 market-value input; displayed series and growth include calculations: Reports xx.xx airport passengers and xx.xx% growth in 2018; the growth observation informs the 2017 backcast bridge. ([blog.aci.aero](https://blog.aci.aero/airport-economics/the-high-wire-balancing-act-global-air-transport-demand-in-2018-and-2019/))
    - Evidence informing the 2018 market-value input; displayed series and growth include calculations: Provides the observed 2018 traffic-growth reference, not an equipment-market growth observation. ([blog.aci.aero](https://blog.aci.aero/airport-economics/the-high-wire-balancing-act-global-air-transport-demand-in-2018-and-2019/))
11. ICAO A42-WP/556 - State of the Industry and Outlook for Airport Traffic, Presented by ACI
    - Evidence informing the 2020 market-value input; displayed series and growth include calculations: Records the collapse from xx.xx airport passengers in 2019 to xx.xx in 2020; constrains the shock and funding-risk interpretation. ([icao.int](https://www.icao.int/sites/default/files/Meetings/a42/Documents/WP/wp_556_en.pdf))
    - Evidence informing the 2021 market-value input; displayed series and growth include calculations: Reports xx.xx airport passengers in 2021, supporting a prolonged funding and activity shock. ([icao.int](https://www.icao.int/sites/default/files/Meetings/a42/Documents/WP/wp_556_en.pdf))
    - Evidence informing the 2023 market-value input; displayed series and growth include calculations: Reports xx.xx airport passengers in 2023; traffic recovery is distinguished from equipment purchasing. ([icao.int](https://www.icao.int/sites/default/files/Meetings/a42/Documents/WP/wp_556_en.pdf))
    - Evidence informing the 2024 market-value input; displayed series and growth include calculations: Reports xx.xx airport passengers in 2024, providing a demand recovery cross-check. ([icao.int](https://www.icao.int/sites/default/files/Meetings/a42/Documents/WP/wp_556_en.pdf))
12. Port of Seattle - Baggage Handling System Optimization
    - Evidence informing the 2029 market-value input; displayed series and growth include calculations: Seattle plans to consolidate six baggage-screening systems, increase supported passenger capacity, and reduce screening-machine demand. Supports integration spending without one-for-one detector growth. ([portseattle.org](https://www.portseattle.org/projects/baggage-handling-system-optimization))
    - Evidence informing the 2032 market-value input; displayed series and growth include calculations: The consolidation example constrains equipment-volume assumptions; its whole baggage-handling project value is excluded from market sizing. ([portseattle.org](https://www.portseattle.org/projects/baggage-handling-system-optimization))
    - Evidence informing the 2040 market-value input; displayed series and growth include calculations: Provides a commercial counterexample to extrapolating passenger growth directly into machine counts throughout the long-range forecast. ([portseattle.org](https://www.portseattle.org/projects/baggage-handling-system-optimization))
13. Smiths Group PLC - Half Year Results for the Six Months Ended 31 January 2026
    - Evidence informing the 2026 market-value input; displayed series and growth include calculations: Reports xx.xx% organic growth for Smiths Detection in HY2026, with aviation checkpoint upgrades contributing. Supports a positive 2026 nowcast, not a directly observed global growth rate. ([www-live.smiths.com](https://www-live.smiths.com/media/villk35h/smiths-hy26-results-press-release.pdf))

14. ACI World - Biannual global air travel demand update, 30 September 2025
    - Evidence informing base-year allocation inputs; displayed values and growth are calculated: Regional traffic-scale input; geographic rebasing and spending intensities are modeled.
    - Evidence informing forecast-year allocation inputs; displayed values and growth are calculated: Regional traffic-scale input; geographic rebasing and spending intensities are modeled.
    - Evidence informing base-year allocation inputs; displayed values and growth are calculated: Regional traffic-scale input; Mexico is reassigned to its captured North American parent.
    - Evidence informing forecast-year allocation inputs; displayed values and growth are calculated: Regional traffic-scale input; Mexico is reassigned to its captured North American parent.
    - Evidence informing base-year allocation inputs; displayed values and growth are calculated: Regional traffic-scale input; source membership differs from the captured hierarchy.
    - Evidence informing forecast-year allocation inputs; displayed values and growth are calculated: Regional traffic-scale input; source membership differs from the captured hierarchy.
    - Evidence informing base-year allocation inputs; displayed values and growth are calculated: Regional traffic-scale input before the modeled Turkey and Israel bridge.
    - Evidence informing forecast-year allocation inputs; displayed values and growth are calculated: Regional traffic-scale input before the modeled Turkey and Israel bridge.
    - Evidence informing base-year allocation inputs; displayed values and growth are calculated: The xx.xx-million 2025 traffic estimate constrains the regional demand proxy, not equipment spending.
    - Evidence informing forecast-year allocation inputs; displayed values and growth are calculated: The xx.xx-million 2025 traffic estimate constrains the regional demand proxy, not equipment spending.
    - Evidence informing base-year allocation inputs; displayed values and growth are calculated: The xx.xx-billion 2025 traffic estimate constrains regional scale; forecast purchasing convergence is assumed.
    - Evidence informing forecast-year allocation inputs; displayed values and growth are calculated: The xx.xx-billion 2025 traffic estimate constrains regional scale; forecast purchasing convergence is assumed.
15. CATSA - 2025 Annual Report, Management’s Discussion and Analysis
    - Evidence informing base-year allocation inputs; displayed values and growth are calculated: C$xx.xx EDS capital expenditure constrains the Canadian expenditure calibration; baggage attribution is modeled.
    - Evidence informing forecast-year allocation inputs; displayed values and growth are calculated: C$xx.xx EDS capital expenditure constrains the Canadian expenditure calibration; baggage attribution is modeled.
    - Evidence informing base-year allocation inputs; displayed values and growth are calculated: Buyer-spending calibration supports a premium regional equipment/support intensity, not an observed regional share.
    - Evidence informing forecast-year allocation inputs; displayed values and growth are calculated: Buyer-spending calibration supports a premium regional equipment/support intensity, not an observed regional share.

16. Leidos - Leidos wins TSA logistics contract, 23 January 2025
    - Evidence informing base-year allocation inputs; displayed values and growth are calculated: The eight-year, USD xx.xx maximum sustainment award covers xx.xx units at over xx.xx locations; scope and realization adjustments are modeled.
    - Evidence informing forecast-year allocation inputs; displayed values and growth are calculated: The eight-year, USD xx.xx maximum sustainment award covers xx.xx units at over xx.xx locations; scope and realization adjustments are modeled.
    - Evidence informing base-year allocation inputs; displayed values and growth are calculated: Supports recurring-support scale and manufacturer-coordination constraints, not unrestricted service access.
    - Evidence informing forecast-year allocation inputs; displayed values and growth are calculated: Supports recurring-support scale and manufacturer-coordination constraints, not unrestricted service access.
    - Evidence informing base-year allocation inputs; displayed values and growth are calculated: The January xx.xx 2025 announcement describes an eight-year, USD xx.xx maximum sustainment contract covering xx.xx equipment units at over xx.xx locations with manufacturer coordination. Annualization and baggage/third-party attribution in the model are explicit assumptions. ([leidos.com](https://www.leidos.com/insights/leidos-wins-tsa-logistics-contract))
    - Evidence informing forecast-year allocation inputs; displayed values and growth are calculated: The January xx.xx 2025 announcement describes an eight-year, USD xx.xx maximum sustainment contract covering xx.xx equipment units at over xx.xx locations with manufacturer coordination. Annualization and baggage/third-party attribution in the model are explicit assumptions. ([leidos.com](https://www.leidos.com/insights/leidos-wins-tsa-logistics-contract))
17. ACI-LAC - Air Traffic in Latin America and the Caribbean Maintains Growth Trajectory with a 5% Increase in 2025
    - Evidence informing base-year allocation inputs; displayed values and growth are calculated: Brazil's xx.xx-million airport-traffic aggregate constrains its demand scale; equipment intensity remains modeled.
    - Evidence informing forecast-year allocation inputs; displayed values and growth are calculated: Brazil's xx.xx-million airport-traffic aggregate constrains its demand scale; equipment intensity remains modeled.
    - Evidence informing base-year allocation inputs; displayed values and growth are calculated: Regional traffic evidence constrains the common country model while leaving uncatalogued activity.
    - Evidence informing forecast-year allocation inputs; displayed values and growth are calculated: Regional traffic evidence constrains the common country model while leaving uncatalogued activity.
18. Eurostat - Air passenger transport statistics, December 2025, Table 1: 2024 country traffic
    - Evidence informing base-year allocation inputs; displayed values and growth are calculated: Traffic primitive.
    - Evidence informing forecast-year allocation inputs; displayed values and growth are calculated: Traffic primitive.
19. Eurostat - Air passenger transport: data by month
    - Evidence informing base-year allocation inputs; displayed values and growth are calculated: Interim country changes inform assumed 2025 bridges; domestic endpoint and expenditure adjustments remain modeled.
    - Evidence informing forecast-year allocation inputs; displayed values and growth are calculated: Interim country changes inform assumed 2025 bridges; domestic endpoint and expenditure adjustments remain modeled.

20. ACI EUROPE - 2025 all about traffic resilience as Europe's airports welcomed an additional 100 million passengers
    - Evidence informing base-year allocation inputs; displayed values and growth are calculated: Country growth heterogeneity constrains the shared European purchasing model.
    - Evidence informing forecast-year allocation inputs; displayed values and growth are calculated: Country growth heterogeneity constrains the shared European purchasing model.
    - Evidence informing base-year allocation inputs; displayed values and growth are calculated: Published Russian weakness constrains, rather than validates, its working scale.
    - Evidence informing forecast-year allocation inputs; displayed values and growth are calculated: Published Russian weakness constrains, rather than validates, its working scale.
    - Evidence informing base-year allocation inputs; displayed values and growth are calculated: Annual growth input to the 2025 bridge.
    - Evidence informing forecast-year allocation inputs; displayed values and growth are calculated: Annual growth input to the 2025 bridge.
21. UK Civil Aviation Authority - UK aviation officially breaks records with over 300m passenger journeys in 2025
    - Evidence informing base-year allocation inputs; displayed values and growth are calculated: The xx.xx-million UK-and-Crown-Dependency headline constrains the modeled UK country traffic bridge.
    - Evidence informing forecast-year allocation inputs; displayed values and growth are calculated: The xx.xx-million UK-and-Crown-Dependency headline constrains the modeled UK country traffic bridge.
22. Fraport - AI for Monitoring Aviation Security, 22 January 2026
    - Evidence informing base-year allocation inputs; displayed values and growth are calculated: Over xx.xx CT scanners and approximately EUR xx.xx cumulative checkpoint investment support a premium installed-mix premise, not annual national revenue.
    - Evidence informing forecast-year allocation inputs; displayed values and growth are calculated: Over xx.xx CT scanners and approximately EUR xx.xx cumulative checkpoint investment support a premium installed-mix premise, not annual national revenue.
    - Evidence informing base-year allocation inputs; displayed values and growth are calculated: Quantified national deployment provides an independent test of heterogeneous European modernization.
    - Evidence informing forecast-year allocation inputs; displayed values and growth are calculated: Quantified national deployment provides an independent test of heterogeneous European modernization.
23. ECAC - Common Evaluation Process of security equipment
    - Evidence informing base-year allocation inputs; displayed values and growth are calculated: Evaluation is not national approval; no uniform cross-country market-access premium is assumed.
    - Evidence informing forecast-year allocation inputs; displayed values and growth are calculated: Evaluation is not national approval; no uniform cross-country market-access premium is assumed.
24. DHMİ - Havayolunda Cumhuriyet Tarihinin Rekoru, 9 January 2026
    - Evidence informing base-year allocation inputs; displayed values and growth are calculated: Supports the traffic rebasing into the captured Middle Eastern parent.
    - Evidence informing forecast-year allocation inputs; displayed values and growth are calculated: Supports the traffic rebasing into the captured Middle Eastern parent.
25. Smiths Detection - DAEP checkpoint screening contract for Dubai International Airport, 7 May 2025
    - Evidence informing base-year allocation inputs; displayed values and growth are calculated: Purchaser-specific award evidence supports a bounded premium-mix premise, not a GCC-wide allocation.
    - Evidence informing forecast-year allocation inputs; displayed values and growth are calculated: Purchaser-specific award evidence supports a bounded premium-mix premise, not a GCC-wide allocation.
26. Airports Company South Africa - Airport statistics
    - Evidence informing base-year allocation inputs; displayed values and growth are calculated: Provides an operating-network commercial anchor for the regional installed-base premise.
    - Evidence informing forecast-year allocation inputs; displayed values and growth are calculated: Provides an operating-network commercial anchor for the regional installed-base premise.

27. CAAC - 2025 Civil Aviation Industry Development Statistical Bulletin, 17 April 2026
    - Evidence informing base-year allocation inputs; displayed values and growth are calculated: Reports xx.xx mainland airport movements and xx.xx transport airports in 2025; the Hong Kong/Macao extension is modeled.
    - Evidence informing forecast-year allocation inputs; displayed values and growth are calculated: Reports xx.xx mainland airport movements and xx.xx transport airports in 2025; the Hong Kong/Macao extension is modeled.
    - Evidence informing base-year allocation inputs; displayed values and growth are calculated: Large-market traffic and airport-network scale constrain the regional demand model.
    - Evidence informing forecast-year allocation inputs; displayed values and growth are calculated: Large-market traffic and airport-network scale constrain the regional demand model.
28. Sydney Airport - Traffic and Operational Performance Q4 2025
    - Evidence informing base-year allocation inputs; displayed values and growth are calculated: Sydney's xx.xx-million traffic and staged xx.xx-lane/six-of-seven-lane deployment constrain national scale and modernization assumptions.
    - Evidence informing forecast-year allocation inputs; displayed values and growth are calculated: Sydney's xx.xx-million traffic and staged xx.xx-lane/six-of-seven-lane deployment constrain national scale and modernization assumptions.
    - Evidence informing base-year allocation inputs; displayed values and growth are calculated: Quantified staged deployment supports regional heterogeneity, not a common modernization timetable.
    - Evidence informing forecast-year allocation inputs; displayed values and growth are calculated: Quantified staged deployment supports regional heterogeneity, not a common modernization timetable.
29. U.S. Senator Michael Bennet - SAFEGUARDS Act announcement, 23 July 2025
    - Evidence informing base-year allocation inputs; displayed values and growth are calculated: The xx.xx-airport and xx.xx-lane national footprint constrains minimum network support; proposed funding is not counted as realized revenue.
    - Evidence informing forecast-year allocation inputs; displayed values and growth are calculated: The xx.xx-airport and xx.xx-lane national footprint constrains minimum network support; proposed funding is not counted as realized revenue.
30. CATSA 2025 Annual Report - Notes to the Financial Statements
    - Evidence informing base-year allocation inputs; displayed values and growth are calculated: Audited expense disclosure reports C$xx.xx for maintenance and spare parts in the year ended March xx.xx 2025. It constrains support-spending materiality, not the amount attributable to an independent provider. ([catsa-acsta.gc.ca](https://www.catsa-acsta.gc.ca/en/publications/2025-annual-report/notes-financial-statements))
31. Smiths Detection - Service
    - Evidence informing base-year allocation inputs; displayed values and growth are calculated: Manufacturer-provided bundled support is a commercial alternative to separate technical-service procurement, limiting assumptions of unrestricted third-party substitution. ([smithsdetection.com](https://www.smithsdetection.com/service/))
    - Evidence informing forecast-year allocation inputs; displayed values and growth are calculated: Manufacturer-provided bundled support is a commercial alternative to separate technical-service procurement, limiting assumptions of unrestricted third-party substitution. ([smithsdetection.com](https://www.smithsdetection.com/service/))
32. OSI Systems, Inc. - Form 10-K for the fiscal year ended June 30, 2026
    - Evidence informing base-year allocation inputs; displayed values and growth are calculated: Authorized service providers are identified separately from distributors, supporting distinct technical-service attribution and access limitations. ([sec.gov](https://www.sec.gov/Archives/edgar/data/xx.xx/xx.xx/osis-20260630x10k.htm))
    - Evidence informing forecast-year allocation inputs; displayed values and growth are calculated: Authorized service providers are identified separately from distributors, supporting distinct technical-service attribution and access limitations. ([sec.gov](https://www.sec.gov/Archives/edgar/data/xx.xx/xx.xx/osis-20260630x10k.htm))

14.4. Distributors and Resellers

Table 197. Global Airport Baggage Screening Systems Market Size, by Distributors and Resellers, by Region, 2017-2040 (USD Million)

Region	2017	2024	2025	2026	2027	2032	2040	CAGR (%)
Africa	xx.xx	xx.xx	xx.xx	xx.xx	xx.xx	xx.xx	xx.xx	xx.xx
Asia-Pacific	xx.xx	xx.xx	xx.xx	xx.xx	xx.xx	xx.xx	xx.xx	xx.xx
Europe	xx.xx	xx.xx	xx.xx	xx.xx	xx.xx	xx.xx	xx.xx	xx.xx
Latin America	xx.xx	xx.xx	xx.xx	xx.xx	xx.xx	xx.xx	xx.xx	xx.xx
Middle East	xx.xx	xx.xx	xx.xx	xx.xx	xx.xx	xx.xx	xx.xx	xx.xx
North America	xx.xx	xx.xx	xx.xx	xx.xx	xx.xx	xx.xx	xx.xx	xx.xx
Total	**xx.xx**	**xx.xx**	**xx.xx**	**xx.xx**	**xx.xx**	**xx.xx**	**xx.xx**	**xx.xx**

Table 198. Global Airport Baggage Screening Systems Market Size, by Distributors and Resellers, by Group, 2017-2040 (USD Million)

Group	2017	2024	2025	2026	2027	2032	2040	CAGR (%)
ASEAN	xx.xx	xx.xx	xx.xx	xx.xx	xx.xx	xx.xx	xx.xx	xx.xx
BRICS	xx.xx	xx.xx	xx.xx	xx.xx	xx.xx	xx.xx	xx.xx	xx.xx
European Union	xx.xx	xx.xx	xx.xx	xx.xx	xx.xx	xx.xx	xx.xx	xx.xx
G7	xx.xx	xx.xx	xx.xx	xx.xx	xx.xx	xx.xx	xx.xx	xx.xx
GCC	xx.xx	xx.xx	xx.xx	xx.xx	xx.xx	xx.xx	xx.xx	xx.xx
NATO	xx.xx	xx.xx	xx.xx	xx.xx	xx.xx	xx.xx	xx.xx	xx.xx

Table 199. Global Airport Baggage Screening Systems Market Size, by Distributors and Resellers, by Country, 2017-2040 (USD Million)

Country	2017	2024	2025	2026	2027	2032	2040	CAGR (%)
Australia	xx.xx	xx.xx	xx.xx	xx.xx	xx.xx	xx.xx	xx.xx	xx.xx
Brazil	xx.xx	xx.xx	xx.xx	xx.xx	xx.xx	xx.xx	xx.xx	xx.xx
Canada	xx.xx	xx.xx	xx.xx	xx.xx	xx.xx	xx.xx	xx.xx	xx.xx
China	xx.xx	xx.xx	xx.xx	xx.xx	xx.xx	xx.xx	xx.xx	xx.xx
France	xx.xx	xx.xx	xx.xx	xx.xx	xx.xx	xx.xx	xx.xx	xx.xx
Germany	xx.xx	xx.xx	xx.xx	xx.xx	xx.xx	xx.xx	xx.xx	xx.xx
India	xx.xx	xx.xx	xx.xx	xx.xx	xx.xx	xx.xx	xx.xx	xx.xx
Italy	xx.xx	xx.xx	xx.xx	xx.xx	xx.xx	xx.xx	xx.xx	xx.xx
Japan	xx.xx	xx.xx	xx.xx	xx.xx	xx.xx	xx.xx	xx.xx	xx.xx
Mexico	xx.xx	xx.xx	xx.xx	xx.xx	xx.xx	xx.xx	xx.xx	xx.xx
Russia	xx.xx	xx.xx	xx.xx	xx.xx	xx.xx	xx.xx	xx.xx	xx.xx
South Korea	xx.xx	xx.xx	xx.xx	xx.xx	xx.xx	xx.xx	xx.xx	xx.xx
Spain	xx.xx	xx.xx	xx.xx	xx.xx	xx.xx	xx.xx	xx.xx	xx.xx
United Kingdom	xx.xx	xx.xx	xx.xx	xx.xx	xx.xx	xx.xx	xx.xx	xx.xx
United States	xx.xx	xx.xx	xx.xx	xx.xx	xx.xx	xx.xx	xx.xx	xx.xx
Others	xx.xx	xx.xx	xx.xx	xx.xx	xx.xx	xx.xx	xx.xx	xx.xx
Total	**xx.xx**	**xx.xx**	**xx.xx**	**xx.xx**	**xx.xx**	**xx.xx**	**xx.xx**	**xx.xx**

Sources & Evidence

1. SriLankan Airlines - Invitation for Supply, Installation, Commissioning and Maintenance of Dual View Heavy and Medium X-Ray Machines, Reference 202130407

   · Taxonomy evidence: The purchaser-issued invitation expressly allows an authorized original-equipment-manufacturer agent to bid with manufacturer authorization. This independently establishes an indirect equipment-supply form, not an award, current appointment, or standalone software-resale transaction. ([srilankan.com](https://www.srilankan.com/download/tender/TN-Invitationforsubmiss-xx.xx.pdf))

   · Evidence informing base-year allocation inputs; displayed values and growth are calculated: The 2021 purchaser invitation permits an OEM or authorized OEM agent and requires authorization for the latter. It establishes equipment-channel eligibility, not an award or software-resale right. ([srilankan.com](https://www.srilankan.com/download/tender/TN-Invitationforsubmiss-xx.xx.pdf))

2. European Commission - Case M.8087, Smiths Group / Morpho Detection, Decision of January 18, 2017

   · Taxonomy evidence: Paragraph xx.xx reports primary investigation findings concerning local equipment distribution and authorized partners; paragraph xx.xx separately identifies indirect distributor supply. ([ec.europa.eu](https://ec.europa.eu/competition/mergers/cases/decisions/m8087_2149_3.pdf))

3. House Report 119-173 - Department of Homeland Security Appropriations Bill, 2026

   · Evidence informing the 2030 market-value input; displayed series and growth include calculations: The aging installed fleet supports replacement demand, but does not establish the forecast's realization dates or annual purchasing rate. ([govinfo.gov](https://www.govinfo.gov/content/pkg/CRPT-119hrpt173/html/CRPT-119hrpt173.htm))

4. GAO-24-106573 - DHS Annual Assessment: Most Programs Are Meeting Current Goals, but Some Continue to Face Cost and Schedule Challenges
   - Evidence informing the 2026 market-value input; displayed series and growth include calculations: Reports plans for xx.xx checkpoint systems and xx.xx increment-one deployments by September 2023; supports an incomplete replacement cycle rather than universal CT adoption. ([gao.gov](https://www.gao.gov/assets/gao-xx.xx-xx.xx.pdf))
5. Global Airport Passenger Traffic Reaches Record 9.8 Billion in 2025, Airports Council International World reports
   - Evidence informing the 2026 market-value input; displayed series and growth include calculations: Reports cooling passenger-growth momentum in 2026, supporting moderation of traffic-driven equipment expansion despite continuing replacement demand. ([aci.aero](https://aci.aero/2026/xx.xx/xx.xx/global-airport-passenger-traffic-reaches-record-xx.xx-xx.xx-billion-in-2025-airports-council-international-world-reports/))
   - Evidence informing base-year allocation inputs; displayed values and growth are calculated: Full-year 2025 traffic weakness qualifies the mature-market expansion assumption.
   - Evidence informing forecast-year allocation inputs; displayed values and growth are calculated: Full-year 2025 traffic weakness qualifies the mature-market expansion assumption.
   - Evidence informing base-year allocation inputs; displayed values and growth are calculated: Full-year growth provides a regional direction check, not an equipment-share observation.
   - Evidence informing forecast-year allocation inputs; displayed values and growth are calculated: Full-year growth provides a regional direction check, not an equipment-share observation.
   - Evidence informing base-year allocation inputs; displayed values and growth are calculated: Full-year traffic growth constrains the regional demand premise.
   - Evidence informing forecast-year allocation inputs; displayed values and growth are calculated: Full-year traffic growth constrains the regional demand premise.
   - Evidence informing forecast-year allocation inputs; displayed values and growth are calculated: The reported first-half 2026 decline of xx.xx% constrains the recovery scenario.
   - Evidence informing base-year allocation inputs; displayed values and growth are calculated: Reported 2025 growth provides a demand-direction check; procurement intensity remains assumed.
   - Evidence informing forecast-year allocation inputs; displayed values and growth are calculated: Reported 2025 growth provides a demand-direction check; procurement intensity remains assumed.
   - Evidence informing base-year allocation inputs; displayed values and growth are calculated: Reported traffic momentum supports differentiated demand, not the final modeled forecast share.
   - Evidence informing forecast-year allocation inputs; displayed values and growth are calculated: Reported traffic momentum supports differentiated demand, not the final modeled forecast share.
6. Smiths Group PLC - Full Year Results for the 12 Months Ended 31 July 2025
   - Evidence informing the 2024 market-value input; displayed series and growth include calculations: Discloses aviation original-equipment revenue of xx.xx and aftermarket revenue of xx.xx for FY2024; supplies historical cycle proxies. ([www-live.smiths.com](https://www-live.smiths.com/media/snqpxwkd/smiths-group-plc-annual-results-2025-press-release.pdf))
   - Evidence informing the 2027 market-value input; displayed series and growth include calculations: Reports approximately xx.xx cumulative CTiX sales and continuing aviation upgrade demand; supports replacement activity, not an observed global forecast. ([www-live.smiths.com](https://www-live.smiths.com/media/snqpxwkd/smiths-group-plc-annual-results-2025-press-release.pdf))

7. Smiths Group PLC - Annual Report & Accounts FY2023
   - Evidence informing the 2022 market-value input; displayed series and growth include calculations: Reports FY2022 aviation original-equipment revenue of xx.xx, used as a dimensionless historical capital-cycle proxy. ([www-live.smiths.com](https://www-live.smiths.com/media/phjp1j44/smiths-annual-report-2023.pdf))
   - Evidence informing the 2023 market-value input; displayed series and growth include calculations: Reports FY2023 aviation original-equipment revenue of xx.xx and aftermarket revenue of xx.xx; supports the modeled recovery direction. ([www-live.smiths.com](https://www-live.smiths.com/media/phjp1j44/smiths-annual-report-2023.pdf))
8. Smiths Group PLC - Annual Report FY2022
   - Evidence informing the 2021 market-value input; displayed series and growth include calculations: Reports FY2021 aviation revenue of xx.xx, providing a historical purchasing-cycle reference rather than a global observation. ([www-live.smiths.com](https://www-live.smiths.com/media/xjvdpblr/smiths-annual-report-2022-report.pdf))
   - Evidence informing the 2022 market-value input; displayed series and growth include calculations: Reports FY2022 aviation revenue of xx.xx and continued weakness in aviation original equipment; supports a delayed capital-spending trough. ([www-live.smiths.com](https://www-live.smiths.com/media/xjvdpblr/smiths-annual-report-2022-report.pdf))
9. Smiths Group PLC - Annual Results for the Year Ended 31 July 2019
   - Evidence informing the 2018 market-value input; displayed series and growth include calculations: Reports FY2018 aviation revenue of xx.xx, supplying the historical comparison underlying the backcast. ([smiths.com](https://www.smiths.com/media/u4wla1bw/smiths-group-plc-annual-results-2019-press-release.pdf))
   - Evidence informing the 2019 market-value input; displayed series and growth include calculations: Reports FY2019 aviation revenue of xx.xx and customer delivery deferrals, qualifying a traffic-only growth model. ([smiths.com](https://www.smiths.com/media/u4wla1bw/smiths-group-plc-annual-results-2019-press-release.pdf))
   - Evidence informing the 2020 market-value input; displayed series and growth include calculations: Identifies deliveries deferred into FY2020; supports the possibility of backlog-supported spending despite a contemporaneous traffic shock, not the exact modeled growth rate. ([smiths.com](https://www.smiths.com/media/u4wla1bw/smiths-group-plc-annual-results-2019-press-release.pdf))
10. ACI World - The High-Wire Balancing Act: Global Air Transport Demand in 2018 and 2019
    - Evidence informing the 2017 market-value input; displayed series and growth include calculations: Reports xx.xx airport passengers and xx.xx% growth in 2018; the growth observation informs the 2017 backcast bridge. ([blog.aci.aero](https://blog.aci.aero/airport-economics/the-high-wire-balancing-act-global-air-transport-demand-in-2018-and-2019/))
    - Evidence informing the 2018 market-value input; displayed series and growth include calculations: Provides the observed 2018 traffic-growth reference, not an equipment-market growth observation. ([blog.aci.aero](https://blog.aci.aero/airport-economics/the-high-wire-balancing-act-global-air-transport-demand-in-2018-and-2019/))
11. ICAO A42-WP/556 - State of the Industry and Outlook for Airport Traffic, Presented by ACI
    - Evidence informing the 2020 market-value input; displayed series and growth include calculations: Records the collapse from xx.xx airport passengers in 2019 to xx.xx in 2020; constrains the shock and funding-risk interpretation. ([icao.int](https://www.icao.int/sites/default/files/Meetings/a42/Documents/WP/wp_556_en.pdf))
    - Evidence informing the 2021 market-value input; displayed series and growth include calculations: Reports xx.xx airport passengers in 2021, supporting a prolonged funding and activity shock. ([icao.int](https://www.icao.int/sites/default/files/Meetings/a42/Documents/WP/wp_556_en.pdf))
    - Evidence informing the 2023 market-value input; displayed series and growth include calculations: Reports xx.xx airport passengers in 2023; traffic recovery is distinguished from equipment purchasing. ([icao.int](https://www.icao.int/sites/default/files/Meetings/a42/Documents/WP/wp_556_en.pdf))
    - Evidence informing the 2024 market-value input; displayed series and growth include calculations: Reports xx.xx airport passengers in 2024, providing a demand recovery cross-check. ([icao.int](https://www.icao.int/sites/default/files/Meetings/a42/Documents/WP/wp_556_en.pdf))

12. Port of Seattle - Baggage Handling System Optimization
    - Evidence informing the 2029 market-value input; displayed series and growth include calculations: Seattle plans to consolidate six baggage-screening systems, increase supported passenger capacity, and reduce screening-machine demand. Supports integration spending without one-for-one detector growth. ([portseattle.org](https://www.portseattle.org/projects/baggage-handling-system-optimization))
    - Evidence informing the 2032 market-value input; displayed series and growth include calculations: The consolidation example constrains equipment-volume assumptions; its whole baggage-handling project value is excluded from market sizing. ([portseattle.org](https://www.portseattle.org/projects/baggage-handling-system-optimization))
    - Evidence informing the 2040 market-value input; displayed series and growth include calculations: Provides a commercial counterexample to extrapolating passenger growth directly into machine counts throughout the long-range forecast. ([portseattle.org](https://www.portseattle.org/projects/baggage-handling-system-optimization))
13. Smiths Group PLC - Half Year Results for the Six Months Ended 31 January 2026
    - Evidence informing the 2026 market-value input; displayed series and growth include calculations: Reports xx.xx% organic growth for Smiths Detection in HY2026, with aviation checkpoint upgrades contributing. Supports a positive 2026 nowcast, not a directly observed global growth rate. ([www-live.smiths.com](https://www-live.smiths.com/media/villk35h/smiths-hy26-results-press-release.pdf))
14. ACI World - Biannual global air travel demand update, 30 September 2025
    - Evidence informing base-year allocation inputs; displayed values and growth are calculated: Regional traffic-scale input; geographic rebasing and spending intensities are modeled.
    - Evidence informing forecast-year allocation inputs; displayed values and growth are calculated: Regional traffic-scale input; geographic rebasing and spending intensities are modeled.
    - Evidence informing base-year allocation inputs; displayed values and growth are calculated: Regional traffic-scale input; Mexico is reassigned to its captured North American parent.
    - Evidence informing forecast-year allocation inputs; displayed values and growth are calculated: Regional traffic-scale input; Mexico is reassigned to its captured North American parent.
    - Evidence informing base-year allocation inputs; displayed values and growth are calculated: Regional traffic-scale input; source membership differs from the captured hierarchy.
    - Evidence informing forecast-year allocation inputs; displayed values and growth are calculated: Regional traffic-scale input; source membership differs from the captured hierarchy.
    - Evidence informing base-year allocation inputs; displayed values and growth are calculated: Regional traffic-scale input before the modeled Turkey and Israel bridge.
    - Evidence informing forecast-year allocation inputs; displayed values and growth are calculated: Regional traffic-scale input before the modeled Turkey and Israel bridge.
    - Evidence informing base-year allocation inputs; displayed values and growth are calculated: The xx.xx-million 2025 traffic estimate constrains the regional demand proxy, not equipment spending.
    - Evidence informing forecast-year allocation inputs; displayed values and growth are calculated: The xx.xx-million 2025 traffic estimate constrains the regional demand proxy, not equipment spending.
    - Evidence informing base-year allocation inputs; displayed values and growth are calculated: The xx.xx-billion 2025 traffic estimate constrains regional scale; forecast purchasing convergence is assumed.
    - Evidence informing forecast-year allocation inputs; displayed values and growth are calculated: The xx.xx-billion 2025 traffic estimate constrains regional scale; forecast purchasing convergence is assumed.

15. CATSA - 2025 Annual Report, Management's Discussion and Analysis
    - Evidence informing base-year allocation inputs; displayed values and growth are calculated: C$xx.xx EDS capital expenditure constrains the Canadian expenditure calibration; baggage attribution is modeled.
    - Evidence informing forecast-year allocation inputs; displayed values and growth are calculated: C$xx.xx EDS capital expenditure constrains the Canadian expenditure calibration; baggage attribution is modeled.
    - Evidence informing base-year allocation inputs; displayed values and growth are calculated: Buyer-spending calibration supports a premium regional equipment/support intensity, not an observed regional share.
    - Evidence informing forecast-year allocation inputs; displayed values and growth are calculated: Buyer-spending calibration supports a premium regional equipment/support intensity, not an observed regional share.
16. Leidos - Leidos wins TSA logistics contract, 23 January 2025
    - Evidence informing base-year allocation inputs; displayed values and growth are calculated: The eight-year, USD xx.xx maximum sustainment award covers xx.xx units at over xx.xx locations; scope and realization adjustments are modeled.
    - Evidence informing forecast-year allocation inputs; displayed values and growth are calculated: The eight-year, USD xx.xx maximum sustainment award covers xx.xx units at over xx.xx locations; scope and realization adjustments are modeled.
    - Evidence informing base-year allocation inputs; displayed values and growth are calculated: Supports recurring-support scale and manufacturer-coordination constraints, not unrestricted service access.
    - Evidence informing forecast-year allocation inputs; displayed values and growth are calculated: Supports recurring-support scale and manufacturer-coordination constraints, not unrestricted service access.
17. ACI-LAC - Air Traffic in Latin America and the Caribbean Maintains Growth Trajectory with a 5% Increase in 2025
    - Evidence informing base-year allocation inputs; displayed values and growth are calculated: Brazil's xx.xx-million airport-traffic aggregate constrains its demand scale; equipment intensity remains modeled.
    - Evidence informing forecast-year allocation inputs; displayed values and growth are calculated: Brazil's xx.xx-million airport-traffic aggregate constrains its demand scale; equipment intensity remains modeled.
    - Evidence informing base-year allocation inputs; displayed values and growth are calculated: Regional traffic evidence constrains the common country model while leaving uncatalogued activity.
    - Evidence informing forecast-year allocation inputs; displayed values and growth are calculated: Regional traffic evidence constrains the common country model while leaving uncatalogued activity.
18. Eurostat - Air passenger transport statistics, December 2025, Table 1: 2024 country traffic
    - Evidence informing base-year allocation inputs; displayed values and growth are calculated: Traffic primitive.
    - Evidence informing forecast-year allocation inputs; displayed values and growth are calculated: Traffic primitive.
19. Eurostat - Air passenger transport: data by month
    - Evidence informing base-year allocation inputs; displayed values and growth are calculated: Interim country changes inform assumed 2025 bridges; domestic endpoint and expenditure adjustments remain modeled.
    - Evidence informing forecast-year allocation inputs; displayed values and growth are calculated: Interim country changes inform assumed 2025 bridges; domestic endpoint and expenditure adjustments remain modeled.

20. ACI EUROPE - 2025 all about traffic resilience as Europe's airports welcomed an additional 100 million passengers
    - Evidence informing base-year allocation inputs; displayed values and growth are calculated: Country growth heterogeneity constrains the shared European purchasing model.
    - Evidence informing forecast-year allocation inputs; displayed values and growth are calculated: Country growth heterogeneity constrains the shared European purchasing model.
    - Evidence informing base-year allocation inputs; displayed values and growth are calculated: Published Russian weakness constrains, rather than validates, its working scale.
    - Evidence informing forecast-year allocation inputs; displayed values and growth are calculated: Published Russian weakness constrains, rather than validates, its working scale.
    - Evidence informing base-year allocation inputs; displayed values and growth are calculated: Annual growth input to the 2025 bridge.
    - Evidence informing forecast-year allocation inputs; displayed values and growth are calculated: Annual growth input to the 2025 bridge.
21. UK Civil Aviation Authority - UK aviation officially breaks records with over 300m passenger journeys in 2025
    - Evidence informing base-year allocation inputs; displayed values and growth are calculated: The xx.xx-million UK-and-Crown-Dependency headline constrains the modeled UK country traffic bridge.
    - Evidence informing forecast-year allocation inputs; displayed values and growth are calculated: The xx.xx-million UK-and-Crown-Dependency headline constrains the modeled UK country traffic bridge.
22. Fraport - AI for Monitoring Aviation Security, 22 January 2026
    - Evidence informing base-year allocation inputs; displayed values and growth are calculated: Over xx.xx CT scanners and approximately EUR xx.xx cumulative checkpoint investment support a premium installed-mix premise, not annual national revenue.
    - Evidence informing forecast-year allocation inputs; displayed values and growth are calculated: Over xx.xx CT scanners and approximately EUR xx.xx cumulative checkpoint investment support a premium installed-mix premise, not annual national revenue.
    - Evidence informing base-year allocation inputs; displayed values and growth are calculated: Quantified national deployment provides an independent test of heterogeneous European modernization.
    - Evidence informing forecast-year allocation inputs; displayed values and growth are calculated: Quantified national deployment provides an independent test of heterogeneous European modernization.
23. ECAC - Common Evaluation Process of security equipment
    - Evidence informing base-year allocation inputs; displayed values and growth are calculated: Evaluation is not national approval; no uniform cross-country market-access premium is assumed.
    - Evidence informing forecast-year allocation inputs; displayed values and growth are calculated: Evaluation is not national approval; no uniform cross-country market-access premium is assumed.
24. DHMİ - Havayolunda Cumhuriyet Tarihinin Rekoru, 9 January 2026
    - Evidence informing base-year allocation inputs; displayed values and growth are calculated: Supports the traffic rebasing into the captured Middle Eastern parent.
    - Evidence informing forecast-year allocation inputs; displayed values and growth are calculated: Supports the traffic rebasing into the captured Middle Eastern parent.
25. Smiths Detection - DAEP checkpoint screening contract for Dubai International Airport, 7 May 2025
    - Evidence informing base-year allocation inputs; displayed values and growth are calculated: Purchaser-specific award evidence supports a bounded premium-mix premise, not a GCC-wide allocation.
    - Evidence informing forecast-year allocation inputs; displayed values and growth are calculated: Purchaser-specific award evidence supports a bounded premium-mix premise, not a GCC-wide allocation.
26. Airports Company South Africa - Airport statistics
    - Evidence informing base-year allocation inputs; displayed values and growth are calculated: Provides an operating-network commercial anchor for the regional installed-base premise.
    - Evidence informing forecast-year allocation inputs; displayed values and growth are calculated: Provides an operating-network commercial anchor for the regional installed-base premise.

27. CAAC - 2025 Civil Aviation Industry Development Statistical Bulletin, 17 April 2026
    - Evidence informing base-year allocation inputs; displayed values and growth are calculated: Reports xx.xx mainland airport movements and xx.xx transport airports in 2025; the Hong Kong/Macao extension is modeled.
    - Evidence informing forecast-year allocation inputs; displayed values and growth are calculated: Reports xx.xx mainland airport movements and xx.xx transport airports in 2025; the Hong Kong/Macao extension is modeled.
    - Evidence informing base-year allocation inputs; displayed values and growth are calculated: Large-market traffic and airport-network scale constrain the regional demand model.
    - Evidence informing forecast-year allocation inputs; displayed values and growth are calculated: Large-market traffic and airport-network scale constrain the regional demand model.
28. Sydney Airport - Traffic and Operational Performance Q4 2025
    - Evidence informing base-year allocation inputs; displayed values and growth are calculated: Sydney's xx.xx-million traffic and staged xx.xx-lane/six-of-seven-lane deployment constrain national scale and modernization assumptions.
    - Evidence informing forecast-year allocation inputs; displayed values and growth are calculated: Sydney's xx.xx-million traffic and staged xx.xx-lane/six-of-seven-lane deployment constrain national scale and modernization assumptions.
    - Evidence informing base-year allocation inputs; displayed values and growth are calculated: Quantified staged deployment supports regional heterogeneity, not a common modernization timetable.
    - Evidence informing forecast-year allocation inputs; displayed values and growth are calculated: Quantified staged deployment supports regional heterogeneity, not a common modernization timetable.
29. U.S. Senator Michael Bennet - SAFEGUARDS Act announcement, 23 July 2025
    - Evidence informing base-year allocation inputs; displayed values and growth are calculated: The xx.xx-airport and xx.xx-lane national footprint constrains minimum network support; proposed funding is not counted as realized revenue.
    - Evidence informing forecast-year allocation inputs; displayed values and growth are calculated: The xx.xx-airport and xx.xx-lane national footprint constrains minimum network support; proposed funding is not counted as realized revenue.
30. OSI Systems, Inc. - Form 10-K for the fiscal year ended June 30, 2026
    - Evidence informing base-year allocation inputs; displayed values and growth are calculated: The company identifies a global independent-distributor network, supporting a continuing indirect route without quantifying its value share. ([sec.gov](https://www.sec.gov/Archives/edgar/data/xx.xx/xx.xx/osis-20260630x10k.htm))
    - Evidence informing forecast-year allocation inputs; displayed values and growth are calculated: The company identifies a global independent-distributor network, supporting a continuing indirect route without quantifying its value share. ([sec.gov](https://www.sec.gov/Archives/edgar/data/xx.xx/xx.xx/osis-20260630x10k.htm))

15. Airport Baggage Screening Systems Market, by Investment Purpose

[illegible] JFK Terminal xx.xx illustrates a new-terminal checkpoint appointment, while CATSA's 2025-2026 to 2029-2030 capital plan separately identifies expansion of existing hold-baggage screening capacity. Suppliers should establish the awarded installation boundary and acceptance dependencies before treating a capital plan or contractor appointment as completed delivery.

[illegible] Buyers should distinguish mandatory renewal, passenger-experience objectives, and additional capacity requirements within a mixed project. An investment can serve several purposes, but those purposes do not establish separate additive opportunities or justify assigning the entire wider airport project to screening equipment.

Retrofits and Upgrades provide an evidenced alternative to wholesale replacement. Frankfurt's January 2026 announcement documents APIDS software entering regular operation on Smiths Detection CT scanners, while Smiths markets iCMORE as an upgrade for compatible existing systems and qualifies hardware requirements by machine type and age. [illegible]

Figure 24. Global Airport Baggage Screening Systems Market Size, by Investment Purpose, 2025 (%)

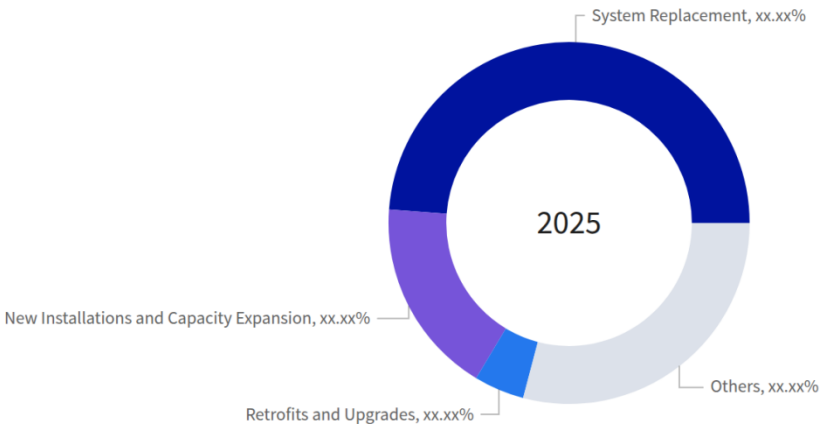

Figure 25. Global Airport Baggage Screening Systems Market, by Investment Purpose, 2032 (USD Million)

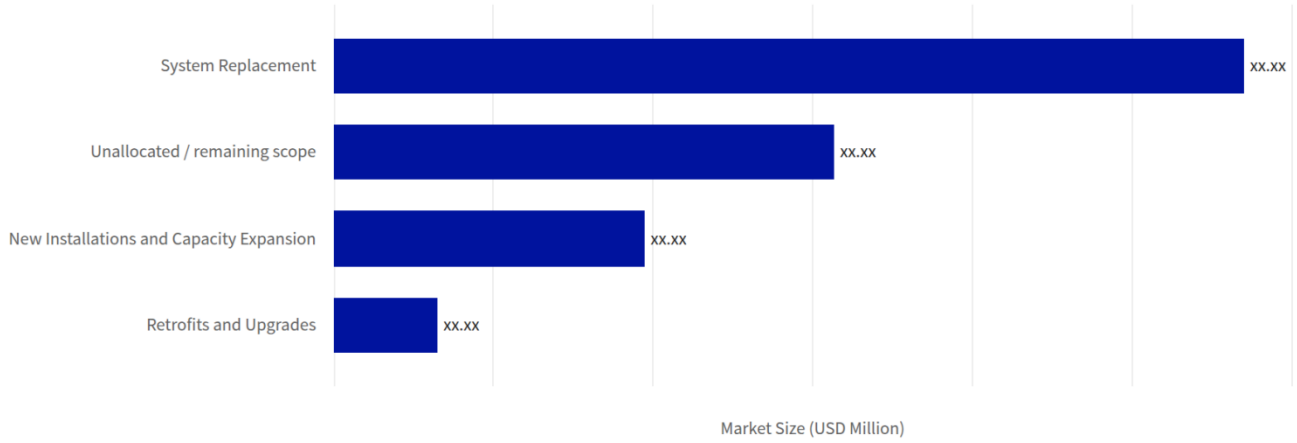

Table 200. Global Airport Baggage Screening Systems Market, by Investment Purpose growth contribution, 2025-2032

Category	2025 value (USD Million)	2032 value (USD Million)	Added value (USD Million)	2025 share (%)	2032 share (%)	Change (pp)	Growth share (%)	CAGR (%)
New Installations and Capacity Expansion	xx.xx	xx.xx	xx.xx	xx.xx	xx.xx	xx.xx	xx.xx	xx.xx
Retrofits and Upgrades	xx.xx	xx.xx	xx.xx	xx.xx	xx.xx	xx.xx	xx.xx	xx.xx
System Replacement	xx.xx	xx.xx	xx.xx	xx.xx	xx.xx	xx.xx	xx.xx	xx.xx
Unallocated / remaining scope	xx.xx	xx.xx	xx.xx	xx.xx	xx.xx	xx.xx	xx.xx	xx.xx
Scope total	**xx.xx**	**xx.xx**	**xx.xx**	**xx.xx**	**xx.xx**	**xx.xx**	**xx.xx**	**xx.xx**

Table 201. Global Airport Baggage Screening Systems Market Size, by Investment Purpose, 2017-2040 (USD Million)

Investment Purpose	2017	2024	2025	2026	2027	2032	2040	CAGR (%)
New Installations and Capacity Expansion	xx.xx	xx.xx	xx.xx	xx.xx	xx.xx	xx.xx	xx.xx	xx.xx
Retrofits and Upgrades	xx.xx	xx.xx	xx.xx	xx.xx	xx.xx	xx.xx	xx.xx	xx.xx
System Replacement	xx.xx	xx.xx	xx.xx	xx.xx	xx.xx	xx.xx	xx.xx	xx.xx
Others	xx.xx	xx.xx	xx.xx	xx.xx	xx.xx	xx.xx	xx.xx	xx.xx
Total	**xx.xx**	**xx.xx**	**xx.xx**	**xx.xx**	**xx.xx**	**xx.xx**	**xx.xx**	**xx.xx**

Sources & Evidence

1. AI for Monitoring Aviation Security: Fraport and German Federal Police Start Regular Operation of APIDS

   · Fraport announced regular APIDS software use on Smiths Detection CT scanners on January xx.xx 2026, following national certification. ([fraport.com](https://www.fraport.com/en/newsroom/press-releases/2026/q1/ai-for-monitoring-aviation-security.html))

   · Evidence informing forecast-year allocation inputs; displayed values and growth are calculated: On January xx.xx 2026, Fraport announced regular APIDS software operation on more than xx.xx existing Smiths CT scanners. This independently supports retained-system enhancement at one buyer, not global penetration or realized license revenue.

2. Corporate Plan 2025-26 to 2029-30 Summary - Financial Overview

   · CATSA's 2025-2026 to 2029-2030 plan separately identifies checkpoint X-ray replacement with CT, existing hold-baggage capacity expansion, and renewal of assets reaching the end of useful life. These are plans, not completed purchases. ([catsa-acsta.gc.ca](https://www.catsa-acsta.gc.ca/en/publications/corporate-plan-2025-xx.xx-2029-xx.xx/financial-overview))

   · Taxonomy evidence: The inspected plan supports baggage capacity expansion and equipment replacement, but its algorithm-enhancement example is outside the baggage boundary; it does not fully verify all three investment-purpose peers. ([catsa-acsta.gc.ca](https://www.catsa-acsta.gc.ca/en/publications/corporate-plan-2025-xx.xx-2029-xx.xx/financial-overview))

   · Taxonomy evidence: The capital plan separately discusses additional screening capacity, equipment replacement, and upgrades to existing equipment, supporting an investment-purpose partition. Planned expenditure is not treated as realized sales. ([catsa-acsta.gc.ca](https://www.catsa-acsta.gc.ca/en/publications/corporate-plan-2025-xx.xx-2029-xx.xx/financial-overview))

   · Evidence informing base-year allocation inputs; displayed values and growth are calculated: The plan includes additional screening equipment and expansion of existing hold-baggage screening capacity. Its FY2025/xx.xx capital budget is C$xx.xx across mixed activities; plans are not recognized supplier revenue.

   · Evidence informing forecast-year allocation inputs; displayed values and growth are calculated: The plan includes additional screening equipment and expansion of existing hold-baggage screening capacity. Its FY2025/xx.xx capital budget is C$xx.xx across mixed activities; plans are not recognized supplier revenue.

   · Evidence informing base-year allocation inputs; displayed values and growth are calculated: The plan distinguishes replacement of checkpoint X-ray equipment with CT and asset lifecycle renewal from additional capacity. Funding, partner timing and reprofiling qualify forecast realization.

   · Evidence informing forecast-year allocation inputs; displayed values and growth are calculated: The plan distinguishes replacement of checkpoint X-ray equipment with CT and asset lifecycle renewal from additional capacity. Funding, partner timing and reprofiling qualify forecast realization.

3. JFK Millennium Partners Selects K2 to Deliver State-of-the-Art Security Screening Checkpoint at new JFK Terminal 6

   · The new-terminal appointment includes baggage CT and establishes a new-installation example rather than completed delivery. ([portauthoritybuilds.com](https://www.portauthoritybuilds.com/redevelopment/us/en/jfk/planned-projects/terminal-xx.xx/news/jfk-millennium-partners-selects-k2-to-deliver-state-of-the-art-s.html))

   · Evidence informing base-year allocation inputs; displayed values and growth are calculated: The March xx.xx 2025 appointment covers baggage CT and automated bin-return equipment for a future xx.xx-gate terminal, with phased opening planned for 2026-2028. It establishes new-installation activity, not attributable 2025 receipts; wider airport investment and person-only technologies are excluded.

   · Evidence informing forecast-year allocation inputs; displayed values and growth are calculated: The March xx.xx 2025 appointment covers baggage CT and automated bin-return equipment for a future xx.xx-gate terminal, with phased opening planned for 2026-2028. It establishes new-installation activity, not attributable 2025 receipts; wider airport investment and person-only technologies are excluded.

4. iCMORE

   · Smiths markets iCMORE for integration with existing systems and describes a software-upgrade route, qualifying possible additional hardware by machine type and age. This establishes an offering, not installation-specific eligibility. ([smithsdetection.com](https://www.smithsdetection.com/icmore/))

   · Evidence informing forecast-year allocation inputs; displayed values and growth are calculated: The current commercial offering describes a software-upgrade path while qualifying additional hardware requirements by machine type and age. This constrains forecast eligibility assumptions; product availability does not measure adoption or revenue.

5. House Report 119-173 - Department of Homeland Security Appropriations Bill, 2026

   · Evidence informing the 2030 market-value input; displayed series and growth include calculations: The aging installed fleet supports replacement demand, but does not establish the forecast's realization dates or annual purchasing rate. ([govinfo.gov](https://www.govinfo.gov/content/pkg/CRPT-119hrpt173/html/CRPT-119hrpt173.htm))

   · Evidence informing forecast-year allocation inputs; displayed values and growth are calculated: The report identifies xx.xx end-of-life EDS within a xx.xx-unit U.S. checked-baggage fleet, citing the FY2024 capital plan. The derived xx.xx% backlog constrains the aging-fleet premise, but is neither an annual turnover rate nor a funded global replacement forecast.

6. GAO-24-106573 - DHS Annual Assessment: Most Programs Are Meeting Current Goals, but Some Continue to Face Cost and Schedule Challenges

   · Evidence informing the 2026 market-value input; displayed series and growth include calculations: Reports plans for xx.xx checkpoint systems and xx.xx increment-one deployments by September 2023; supports an incomplete replacement cycle rather than universal CT adoption. ([gao.gov](https://www.gao.gov/assets/gao-xx.xx-xx.xx.pdf))

   · Evidence informing base-year allocation inputs; displayed values and growth are calculated: The 2024 assessment records xx.xx checkpoint deployments as of September 2023 against xx.xx planned systems replacing aging equipment. It supports staged renewal, but does not establish current deployment completion or the modeled 2032 share.

   · Evidence informing forecast-year allocation inputs; displayed values and growth are calculated: The 2024 assessment records xx.xx checkpoint deployments as of September 2023 against xx.xx planned systems replacing aging equipment. It supports staged renewal, but does not establish current deployment completion or the modeled 2032 share.

   · Evidence informing forecast-year allocation inputs; displayed values and growth are calculated: The program separately anticipates enhancements to fielded systems, supporting a retained-equipment commercial pathway without supplying an attributable upgrade-revenue split.

7. Global Airport Passenger Traffic Reaches Record 9.8 Billion in 2025, Airports Council International World reports

   · Evidence informing the 2026 market-value input; displayed series and growth include calculations: Reports cooling passenger-growth momentum in 2026, supporting moderation of traffic-driven equipment expansion despite continuing replacement demand. ([aci.aero](https://aci.aero/2026/xx.xx/xx.xx/global-airport-passenger-traffic-reaches-record-xx.xx-xx.xx-billion-in-2025-airports-council-international-world-reports/))

8. Smiths Group PLC - Full Year Results for the 12 Months Ended 31 July 2025
   - Evidence informing the 2024 market-value input; displayed series and growth include calculations: Discloses aviation original-equipment revenue of xx.xx and aftermarket revenue of xx.xx for FY2024; supplies historical cycle proxies. ([www-live.smiths.com](https://www-live.smiths.com/media/snqpxwkd/smiths-group-plc-annual-results-2025-press-release.pdf))
   - Evidence informing the 2027 market-value input; displayed series and growth include calculations: Reports approximately xx.xx cumulative CTiX sales and continuing aviation upgrade demand; supports replacement activity, not an observed global forecast. ([www-live.smiths.com](https://www-live.smiths.com/media/snqpxwkd/smiths-group-plc-annual-results-2025-press-release.pdf))
   - Evidence informing base-year allocation inputs; displayed values and growth are calculated: Approximately xx.xx cumulative CTiX sales and the supplier's expectation of a later-decade hold-baggage cycle support renewal mechanisms, not an observed global purpose percentage.
   - Evidence informing forecast-year allocation inputs; displayed values and growth are calculated: Approximately xx.xx cumulative CTiX sales and the supplier's expectation of a later-decade hold-baggage cycle support renewal mechanisms, not an observed global purpose percentage.
   - Evidence informing base-year allocation inputs; displayed values and growth are calculated: The filing reports FY2025 iCMORE APIDS implementation at Schiphol, supporting base-year commercial activity without disclosing upgrade-specific revenue.
   - Evidence informing forecast-year allocation inputs; displayed values and growth are calculated: The filing reports FY2025 iCMORE APIDS implementation at Schiphol, supporting base-year commercial activity without disclosing upgrade-specific revenue.
9. Smiths Group PLC - Annual Report & Accounts FY2023
   - Evidence informing the 2022 market-value input; displayed series and growth include calculations: Reports FY2022 aviation original-equipment revenue of xx.xx, used as a dimensionless historical capital-cycle proxy. ([www-live.smiths.com](https://www-live.smiths.com/media/phjp1j44/smiths-annual-report-2023.pdf))
   - Evidence informing the 2023 market-value input; displayed series and growth include calculations: Reports FY2023 aviation original-equipment revenue of xx.xx and aftermarket revenue of xx.xx; supports the modeled recovery direction. ([www-live.smiths.com](https://www-live.smiths.com/media/phjp1j44/smiths-annual-report-2023.pdf))
10. Smiths Group PLC - Annual Report FY2022
    - Evidence informing the 2021 market-value input; displayed series and growth include calculations: Reports FY2021 aviation revenue of xx.xx, providing a historical purchasing-cycle reference rather than a global observation. ([www-live.smiths.com](https://www-live.smiths.com/media/xjvdpblr/smiths-annual-report-2022-report.pdf))
    - Evidence informing the 2022 market-value input; displayed series and growth include calculations: Reports FY2022 aviation revenue of xx.xx and continued weakness in aviation original equipment; supports a delayed capital-spending trough. ([www-live.smiths.com](https://www-live.smiths.com/media/xjvdpblr/smiths-annual-report-2022-report.pdf))
11. Smiths Group PLC - Annual Results for the Year Ended 31 July 2019
    - Evidence informing the 2018 market-value input; displayed series and growth include calculations: Reports FY2018 aviation revenue of xx.xx, supplying the historical comparison underlying the backcast. ([smiths.com](https://www.smiths.com/media/u4wla1bw/smiths-group-plc-annual-results-2019-press-release.pdf))
    - Evidence informing the 2019 market-value input; displayed series and growth include calculations: Reports FY2019 aviation revenue of xx.xx and customer delivery deferrals, qualifying a traffic-only growth model. ([smiths.com](https://www.smiths.com/media/u4wla1bw/smiths-group-plc-annual-results-2019-press-release.pdf))
    - Evidence informing the 2020 market-value input; displayed series and growth include calculations: Identifies deliveries deferred into FY2020; supports the possibility of backlog-supported spending despite a contemporaneous traffic shock, not the exact modeled growth rate. ([smiths.com](https://www.smiths.com/media/u4wla1bw/smiths-group-plc-annual-results-2019-press-release.pdf))

12. ACI World - The High-Wire Balancing Act: Global Air Transport Demand in 2018 and 2019
    - Evidence informing the 2017 market-value input; displayed series and growth include calculations: Reports xx.xx airport passengers and xx.xx% growth in 2018; the growth observation informs the 2017 backcast bridge. ([blog.aci.aero](https://blog.aci.aero/airport-economics/the-high-wire-balancing-act-global-air-transport-demand-in-2018-and-2019/))
    - Evidence informing the 2018 market-value input; displayed series and growth include calculations: Provides the observed 2018 traffic-growth reference, not an equipment-market growth observation. ([blog.aci.aero](https://blog.aci.aero/airport-economics/the-high-wire-balancing-act-global-air-transport-demand-in-2018-and-2019/))
13. ICAO A42-WP/556 - State of the Industry and Outlook for Airport Traffic, Presented by ACI
    - Evidence informing the 2020 market-value input; displayed series and growth include calculations: Records the collapse from xx.xx airport passengers in 2019 to xx.xx in 2020; constrains the shock and funding-risk interpretation. ([icao.int](https://www.icao.int/sites/default/files/Meetings/a42/Documents/WP/wp_556_en.pdf))
    - Evidence informing the 2021 market-value input; displayed series and growth include calculations: Reports xx.xx airport passengers in 2021, supporting a prolonged funding and activity shock. ([icao.int](https://www.icao.int/sites/default/files/Meetings/a42/Documents/WP/wp_556_en.pdf))
    - Evidence informing the 2023 market-value input; displayed series and growth include calculations: Reports xx.xx airport passengers in 2023; traffic recovery is distinguished from equipment purchasing. ([icao.int](https://www.icao.int/sites/default/files/Meetings/a42/Documents/WP/wp_556_en.pdf))
    - Evidence informing the 2024 market-value input; displayed series and growth include calculations: Reports xx.xx airport passengers in 2024, providing a demand recovery cross-check. ([icao.int](https://www.icao.int/sites/default/files/Meetings/a42/Documents/WP/wp_556_en.pdf))
14. Port of Seattle - Baggage Handling System Optimization
    - Evidence informing the 2029 market-value input; displayed series and growth include calculations: Seattle plans to consolidate six baggage-screening systems, increase supported passenger capacity, and reduce screening-machine demand. Supports integration spending without one-for-one detector growth. ([portseattle.org](https://www.portseattle.org/projects/baggage-handling-system-optimization))
    - Evidence informing the 2032 market-value input; displayed series and growth include calculations: The consolidation example constrains equipment-volume assumptions; its whole baggage-handling project value is excluded from market sizing. ([portseattle.org](https://www.portseattle.org/projects/baggage-handling-system-optimization))
    - Evidence informing the 2040 market-value input; displayed series and growth include calculations: Provides a commercial counterexample to extrapolating passenger growth directly into machine counts throughout the long-range forecast. ([portseattle.org](https://www.portseattle.org/projects/baggage-handling-system-optimization))
    - Evidence informing forecast-year allocation inputs; displayed values and growth are calculated: Seattle's project combines increased screening capacity with consolidation from six screening systems and reduced screening-machine demand. This constrains the forecast assumption that capacity growth requires proportional equipment additions.
    - Evidence informing forecast-year allocation inputs; displayed values and growth are calculated: Replacement and capacity objectives coexist within the project. Its wider baggage-handling budget is not treated as screening-equipment revenue or assigned additively to multiple purposes.
15. Smiths Group PLC - Half Year Results for the Six Months Ended 31 January 2026
    - Evidence informing the 2026 market-value input; displayed series and growth include calculations: Reports xx.xx% organic growth for Smiths Detection in HY2026, with aviation checkpoint upgrades contributing. Supports a positive 2026 nowcast, not a directly observed global growth rate. ([www-live.smiths.com](https://www-live.smiths.com/media/villk35h/smiths-hy26-results-press-release.pdf))

16. CATSA 2025 Annual Report - Management's Discussion and Analysis
    - Evidence informing base-year allocation inputs; displayed values and growth are calculated: The actual capital-project list identifies hold-baggage capacity expansion at Montréal-Trudeau, supporting the expansion classification, not its modeled global revenue weight.
    - Evidence informing forecast-year allocation inputs; displayed values and growth are calculated: The actual capital-project list identifies hold-baggage capacity expansion at Montréal-Trudeau, supporting the expansion classification, not its modeled global revenue weight.
    - Evidence informing base-year allocation inputs; displayed values and growth are calculated: The actual project list includes checkpoint CT deployment and hold-baggage oversize-equipment lifecycle management, supporting renewal activity without disclosing its purpose-specific spending.
    - Evidence informing forecast-year allocation inputs; displayed values and growth are calculated: The actual project list includes checkpoint CT deployment and hold-baggage oversize-equipment lifecycle management, supporting renewal activity without disclosing its purpose-specific spending.
17. Checkpoint Transformation: Malta International Airport Streamlines Passenger Flow with Smiths Detection
    - Evidence informing base-year allocation inputs; displayed values and growth are calculated: Seven conventional automated lanes were replaced by six CT-equipped lanes, with final commissioning in January 2025. This is a counterexample to equating capacity improvement with net additional equipment.
    - Evidence informing forecast-year allocation inputs; displayed values and growth are calculated: Seven conventional automated lanes were replaced by six CT-equipped lanes, with final commissioning in January 2025. This is a counterexample to equating capacity improvement with net additional equipment.
    - Evidence informing base-year allocation inputs; displayed values and growth are calculated: The complete checkpoint replacement illustrates why an offering described commercially as an upgrade can belong to System Replacement. The seven-year service commitment is not counted wholly as installation-year revenue.
    - Evidence informing forecast-year allocation inputs; displayed values and growth are calculated: The complete checkpoint replacement illustrates why an offering described commercially as an upgrade can belong to System Replacement. The seven-year service commitment is not counted wholly as installation-year revenue.

15.1. System Replacement

Table 202. Global Airport Baggage Screening Systems Market Size, by System Replacement, by Region, 2017-2040 (USD Million)

Region	2017	2024	2025	2026	2027	2032	2040	CAGR (%)
Africa	xx.xx	xx.xx	xx.xx	xx.xx	xx.xx	xx.xx	xx.xx	xx.xx
Asia-Pacific	xx.xx	xx.xx	xx.xx	xx.xx	xx.xx	xx.xx	xx.xx	xx.xx
Europe	xx.xx	xx.xx	xx.xx	xx.xx	xx.xx	xx.xx	xx.xx	xx.xx
Latin America	xx.xx	xx.xx	xx.xx	xx.xx	xx.xx	xx.xx	xx.xx	xx.xx
Middle East	xx.xx	xx.xx	xx.xx	xx.xx	xx.xx	xx.xx	xx.xx	xx.xx
North America	xx.xx	xx.xx	xx.xx	xx.xx	xx.xx	xx.xx	xx.xx	xx.xx
Total	**xx.xx**	**xx.xx**	**xx.xx**	**xx.xx**	**xx.xx**	**xx.xx**	**xx.xx**	**xx.xx**

Table 203. Global Airport Baggage Screening Systems Market Size, by System Replacement, by Group, 2017-2040 (USD Million)

Group	2017	2024	2025	2026	2027	2032	2040	CAGR (%)
ASEAN	xx.xx	xx.xx	xx.xx	xx.xx	xx.xx	xx.xx	xx.xx	xx.xx
BRICS	xx.xx	xx.xx	xx.xx	xx.xx	xx.xx	xx.xx	xx.xx	xx.xx
European Union	xx.xx	xx.xx	xx.xx	xx.xx	xx.xx	xx.xx	xx.xx	xx.xx
G7	xx.xx	xx.xx	xx.xx	xx.xx	xx.xx	xx.xx	xx.xx	xx.xx
GCC	xx.xx	xx.xx	xx.xx	xx.xx	xx.xx	xx.xx	xx.xx	xx.xx
NATO	xx.xx	xx.xx	xx.xx	xx.xx	xx.xx	xx.xx	xx.xx	xx.xx

Table 204. Global Airport Baggage Screening Systems Market Size, by System Replacement, by Country, 2017-2040 (USD Million)

Country	2017	2024	2025	2026	2027	2032	2040	CAGR (%)
Australia	xx.xx	xx.xx	xx.xx	xx.xx	xx.xx	xx.xx	xx.xx	xx.xx
Brazil	xx.xx	xx.xx	xx.xx	xx.xx	xx.xx	xx.xx	xx.xx	xx.xx
Canada	xx.xx	xx.xx	xx.xx	xx.xx	xx.xx	xx.xx	xx.xx	xx.xx
China	xx.xx	xx.xx	xx.xx	xx.xx	xx.xx	xx.xx	xx.xx	xx.xx
France	xx.xx	xx.xx	xx.xx	xx.xx	xx.xx	xx.xx	xx.xx	xx.xx
Germany	xx.xx	xx.xx	xx.xx	xx.xx	xx.xx	xx.xx	xx.xx	xx.xx
India	xx.xx	xx.xx	xx.xx	xx.xx	xx.xx	xx.xx	xx.xx	xx.xx
Italy	xx.xx	xx.xx	xx.xx	xx.xx	xx.xx	xx.xx	xx.xx	xx.xx
Japan	xx.xx	xx.xx	xx.xx	xx.xx	xx.xx	xx.xx	xx.xx	xx.xx
Mexico	xx.xx	xx.xx	xx.xx	xx.xx	xx.xx	xx.xx	xx.xx	xx.xx
Russia	xx.xx	xx.xx	xx.xx	xx.xx	xx.xx	xx.xx	xx.xx	xx.xx
South Korea	xx.xx	xx.xx	xx.xx	xx.xx	xx.xx	xx.xx	xx.xx	xx.xx
Spain	xx.xx	xx.xx	xx.xx	xx.xx	xx.xx	xx.xx	xx.xx	xx.xx
United Kingdom	xx.xx	xx.xx	xx.xx	xx.xx	xx.xx	xx.xx	xx.xx	xx.xx
United States	xx.xx	xx.xx	xx.xx	xx.xx	xx.xx	xx.xx	xx.xx	xx.xx
Others	xx.xx	xx.xx	xx.xx	xx.xx	xx.xx	xx.xx	xx.xx	xx.xx
Total	**xx.xx**	**xx.xx**	**xx.xx**	**xx.xx**	**xx.xx**	**xx.xx**	**xx.xx**	**xx.xx**

Sources & Evidence

1. CATSA Corporate Plan 2025-26 to 2029-30 Summary - Financial Overview

   · Taxonomy evidence: The plan identifies replacement of existing checkpoint X-ray equipment with CT and renewal of assets reaching the end of their useful lives. ([catsa-acsta.gc.ca](https://www.catsa-acsta.gc.ca/en/publications/corporate-plan-2025-xx.xx-2029-xx.xx/financial-overview))

   · Evidence informing base-year allocation inputs; displayed values and growth are calculated: The plan distinguishes replacement of checkpoint X-ray equipment with CT and asset lifecycle renewal from additional capacity. Funding, partner timing and reprofiling qualify forecast realization.

   · Evidence informing forecast-year allocation inputs; displayed values and growth are calculated: The plan distinguishes replacement of checkpoint X-ray equipment with CT and asset lifecycle renewal from additional capacity. Funding, partner timing and reprofiling qualify forecast realization.

2. House Report 119-173 - Department of Homeland Security Appropriations Bill, 2026

   · Evidence informing the 2030 market-value input; displayed series and growth include calculations: The aging installed fleet supports replacement demand, but does not establish the forecast's realization dates or annual purchasing rate. ([govinfo.gov](https://www.govinfo.gov/content/pkg/CRPT-119hrpt173/html/CRPT-119hrpt173.htm))

   · Evidence informing forecast-year allocation inputs; displayed values and growth are calculated: The report identifies xx.xx end-of-life EDS within a xx.xx-unit U.S. checked-baggage fleet, citing the FY2024 capital plan. The derived xx.xx% backlog constrains the aging-fleet premise, but is neither an annual turnover rate nor a funded global replacement forecast.

3. GAO-24-106573 - DHS Annual Assessment: Most Programs Are Meeting Current Goals, but Some Continue to Face Cost and Schedule Challenges

   · Evidence informing the 2026 market-value input; displayed series and growth include calculations: Reports plans for xx.xx checkpoint systems and xx.xx increment-one deployments by September 2023; supports an incomplete replacement cycle rather than universal CT adoption. ([gao.gov](https://www.gao.gov/assets/gao-xx.xx-xx.xx.pdf))

   · Evidence informing base-year allocation inputs; displayed values and growth are calculated: The 2024 assessment records xx.xx checkpoint deployments as of September 2023 against xx.xx planned systems replacing aging equipment. It supports staged renewal, but does not establish current deployment completion or the modeled 2032 share.

   · Evidence informing forecast-year allocation inputs; displayed values and growth are calculated: The 2024 assessment records xx.xx checkpoint deployments as of September 2023 against xx.xx planned systems replacing aging equipment. It supports staged renewal, but does not establish current deployment completion or the modeled 2032 share.

4. Global Airport Passenger Traffic Reaches Record 9.8 Billion in 2025, Airports Council International World reports
   - Evidence informing the 2026 market-value input; displayed series and growth include calculations: Reports cooling passenger-growth momentum in 2026, supporting moderation of traffic-driven equipment expansion despite continuing replacement demand. ([aci.aero](https://aci.aero/2026/xx.xx/xx.xx/global-airport-passenger-traffic-reaches-record-xx.xx-xx.xx-billion-in-2025-airports-council-international-world-reports/))
   - Evidence informing base-year allocation inputs; displayed values and growth are calculated: Full-year 2025 traffic weakness qualifies the mature-market expansion assumption.
   - Evidence informing forecast-year allocation inputs; displayed values and growth are calculated: Full-year 2025 traffic weakness qualifies the mature-market expansion assumption.
   - Evidence informing base-year allocation inputs; displayed values and growth are calculated: Full-year growth provides a regional direction check, not an equipment-share observation.
   - Evidence informing forecast-year allocation inputs; displayed values and growth are calculated: Full-year growth provides a regional direction check, not an equipment-share observation.
   - Evidence informing base-year allocation inputs; displayed values and growth are calculated: Full-year traffic growth constrains the regional demand premise.
   - Evidence informing forecast-year allocation inputs; displayed values and growth are calculated: Full-year traffic growth constrains the regional demand premise.
   - Evidence informing forecast-year allocation inputs; displayed values and growth are calculated: The reported first-half 2026 decline of xx.xx% constrains the recovery scenario.
   - Evidence informing base-year allocation inputs; displayed values and growth are calculated: Reported 2025 growth provides a demand-direction check; procurement intensity remains assumed.
   - Evidence informing forecast-year allocation inputs; displayed values and growth are calculated: Reported 2025 growth provides a demand-direction check; procurement intensity remains assumed.
   - Evidence informing base-year allocation inputs; displayed values and growth are calculated: Reported traffic momentum supports differentiated demand, not the final modeled forecast share.
   - Evidence informing forecast-year allocation inputs; displayed values and growth are calculated: Reported traffic momentum supports differentiated demand, not the final modeled forecast share.
5. Smiths Group PLC - Full Year Results for the 12 Months Ended 31 July 2025
   - Evidence informing the 2024 market-value input; displayed series and growth include calculations: Discloses aviation original-equipment revenue of xx.xx and aftermarket revenue of xx.xx for FY2024; supplies historical cycle proxies. ([www-live.smiths.com](https://www-live.smiths.com/media/snqpxwkd/smiths-group-plc-annual-results-2025-press-release.pdf))
   - Evidence informing the 2027 market-value input; displayed series and growth include calculations: Reports approximately xx.xx cumulative CTiX sales and continuing aviation upgrade demand; supports replacement activity, not an observed global forecast. ([www-live.smiths.com](https://www-live.smiths.com/media/snqpxwkd/smiths-group-plc-annual-results-2025-press-release.pdf))
   - Evidence informing base-year allocation inputs; displayed values and growth are calculated: Approximately xx.xx cumulative CTiX sales and the supplier's expectation of a later-decade hold-baggage cycle support renewal mechanisms, not an observed global purpose percentage.
   - Evidence informing forecast-year allocation inputs; displayed values and growth are calculated: Approximately xx.xx cumulative CTiX sales and the supplier's expectation of a later-decade hold-baggage cycle support renewal mechanisms, not an observed global purpose percentage.

6. Smiths Group PLC - Annual Report & Accounts FY2023
   - Evidence informing the 2022 market-value input; displayed series and growth include calculations: Reports FY2022 aviation original-equipment revenue of xx.xx, used as a dimensionless historical capital-cycle proxy. ([www-live.smiths.com](https://www-live.smiths.com/media/phjp1j44/smiths-annual-report-2023.pdf))
   - Evidence informing the 2023 market-value input; displayed series and growth include calculations: Reports FY2023 aviation original-equipment revenue of xx.xx and aftermarket revenue of xx.xx; supports the modeled recovery direction. ([www-live.smiths.com](https://www-live.smiths.com/media/phjp1j44/smiths-annual-report-2023.pdf))
7. Smiths Group PLC - Annual Report FY2022
   - Evidence informing the 2021 market-value input; displayed series and growth include calculations: Reports FY2021 aviation revenue of xx.xx, providing a historical purchasing-cycle reference rather than a global observation. ([www-live.smiths.com](https://www-live.smiths.com/media/xjvdpblr/smiths-annual-report-2022-report.pdf))
   - Evidence informing the 2022 market-value input; displayed series and growth include calculations: Reports FY2022 aviation revenue of xx.xx and continued weakness in aviation original equipment; supports a delayed capital-spending trough. ([www-live.smiths.com](https://www-live.smiths.com/media/xjvdpblr/smiths-annual-report-2022-report.pdf))
8. Smiths Group PLC - Annual Results for the Year Ended 31 July 2019
   - Evidence informing the 2018 market-value input; displayed series and growth include calculations: Reports FY2018 aviation revenue of xx.xx, supplying the historical comparison underlying the backcast. ([smiths.com](https://www.smiths.com/media/u4wla1bw/smiths-group-plc-annual-results-2019-press-release.pdf))
   - Evidence informing the 2019 market-value input; displayed series and growth include calculations: Reports FY2019 aviation revenue of xx.xx and customer delivery deferrals, qualifying a traffic-only growth model. ([smiths.com](https://www.smiths.com/media/u4wla1bw/smiths-group-plc-annual-results-2019-press-release.pdf))
   - Evidence informing the 2020 market-value input; displayed series and growth include calculations: Identifies deliveries deferred into FY2020; supports the possibility of backlog-supported spending despite a contemporaneous traffic shock, not the exact modeled growth rate. ([smiths.com](https://www.smiths.com/media/u4wla1bw/smiths-group-plc-annual-results-2019-press-release.pdf))
9. ACI World - The High-Wire Balancing Act: Global Air Transport Demand in 2018 and 2019
   - Evidence informing the 2017 market-value input; displayed series and growth include calculations: Reports xx.xx airport passengers and xx.xx% growth in 2018; the growth observation informs the 2017 backcast bridge. ([blog.aci.aero](https://blog.aci.aero/airport-economics/the-high-wire-balancing-act-global-air-transport-demand-in-2018-and-2019/))
   - Evidence informing the 2018 market-value input; displayed series and growth include calculations: Provides the observed 2018 traffic-growth reference, not an equipment-market growth observation. ([blog.aci.aero](https://blog.aci.aero/airport-economics/the-high-wire-balancing-act-global-air-transport-demand-in-2018-and-2019/))
10. ICAO A42-WP/556 - State of the Industry and Outlook for Airport Traffic, Presented by ACI
    - Evidence informing the 2020 market-value input; displayed series and growth include calculations: Records the collapse from xx.xx airport passengers in 2019 to xx.xx in 2020; constrains the shock and funding-risk interpretation. ([icao.int](https://www.icao.int/sites/default/files/Meetings/a42/Documents/WP/wp_556_en.pdf))
    - Evidence informing the 2021 market-value input; displayed series and growth include calculations: Reports xx.xx airport passengers in 2021, supporting a prolonged funding and activity shock. ([icao.int](https://www.icao.int/sites/default/files/Meetings/a42/Documents/WP/wp_556_en.pdf))
    - Evidence informing the 2023 market-value input; displayed series and growth include calculations: Reports xx.xx airport passengers in 2023; traffic recovery is distinguished from equipment purchasing. ([icao.int](https://www.icao.int/sites/default/files/Meetings/a42/Documents/WP/wp_556_en.pdf))
    - Evidence informing the 2024 market-value input; displayed series and growth include calculations: Reports xx.xx airport passengers in 2024, providing a demand recovery cross-check. ([icao.int](https://www.icao.int/sites/default/files/Meetings/a42/Documents/WP/wp_556_en.pdf))

11. Port of Seattle - Baggage Handling System Optimization
    - Evidence informing the 2029 market-value input; displayed series and growth include calculations: Seattle plans to consolidate six baggage-screening systems, increase supported passenger capacity, and reduce screening-machine demand. Supports integration spending without one-for-one detector growth. ([portseattle.org](https://www.portseattle.org/projects/baggage-handling-system-optimization))
    - Evidence informing the 2032 market-value input; displayed series and growth include calculations: The consolidation example constrains equipment-volume assumptions; its whole baggage-handling project value is excluded from market sizing. ([portseattle.org](https://www.portseattle.org/projects/baggage-handling-system-optimization))
    - Evidence informing the 2040 market-value input; displayed series and growth include calculations: Provides a commercial counterexample to extrapolating passenger growth directly into machine counts throughout the long-range forecast. ([portseattle.org](https://www.portseattle.org/projects/baggage-handling-system-optimization))
    - Evidence informing forecast-year allocation inputs; displayed values and growth are calculated: Replacement and capacity objectives coexist within the project. Its wider baggage-handling budget is not treated as screening-equipment revenue or assigned additively to multiple purposes.
12. Smiths Group PLC - Half Year Results for the Six Months Ended 31 January 2026
    - Evidence informing the 2026 market-value input; displayed series and growth include calculations: Reports xx.xx% organic growth for Smiths Detection in HY2026, with aviation checkpoint upgrades contributing. Supports a positive 2026 nowcast, not a directly observed global growth rate. ([www-live.smiths.com](https://www-live.smiths.com/media/villk35h/smiths-hy26-results-press-release.pdf))
13. ACI World - Biannual global air travel demand update, 30 September 2025
    - Evidence informing base-year allocation inputs; displayed values and growth are calculated: Regional traffic-scale input; geographic rebasing and spending intensities are modeled.
    - Evidence informing forecast-year allocation inputs; displayed values and growth are calculated: Regional traffic-scale input; geographic rebasing and spending intensities are modeled.
    - Evidence informing base-year allocation inputs; displayed values and growth are calculated: Regional traffic-scale input; Mexico is reassigned to its captured North American parent.
    - Evidence informing forecast-year allocation inputs; displayed values and growth are calculated: Regional traffic-scale input; Mexico is reassigned to its captured North American parent.
    - Evidence informing base-year allocation inputs; displayed values and growth are calculated: Regional traffic-scale input; source membership differs from the captured hierarchy.
    - Evidence informing forecast-year allocation inputs; displayed values and growth are calculated: Regional traffic-scale input; source membership differs from the captured hierarchy.
    - Evidence informing base-year allocation inputs; displayed values and growth are calculated: Regional traffic-scale input before the modeled Turkey and Israel bridge.
    - Evidence informing forecast-year allocation inputs; displayed values and growth are calculated: Regional traffic-scale input before the modeled Turkey and Israel bridge.
    - Evidence informing base-year allocation inputs; displayed values and growth are calculated: The xx.xx-million 2025 traffic estimate constrains the regional demand proxy, not equipment spending.
    - Evidence informing forecast-year allocation inputs; displayed values and growth are calculated: The xx.xx-million 2025 traffic estimate constrains the regional demand proxy, not equipment spending.
    - Evidence informing base-year allocation inputs; displayed values and growth are calculated: The xx.xx-billion 2025 traffic estimate constrains regional scale; forecast purchasing convergence is assumed.
    - Evidence informing forecast-year allocation inputs; displayed values and growth are calculated: The xx.xx-billion 2025 traffic estimate constrains regional scale; forecast purchasing convergence is assumed.

14. CATSA - 2025 Annual Report, Management's Discussion and Analysis
    - Evidence informing base-year allocation inputs; displayed values and growth are calculated: C$xx.xx EDS capital expenditure constrains the Canadian expenditure calibration; baggage attribution is modeled.
    - Evidence informing forecast-year allocation inputs; displayed values and growth are calculated: C$xx.xx EDS capital expenditure constrains the Canadian expenditure calibration; baggage attribution is modeled.
    - Evidence informing base-year allocation inputs; displayed values and growth are calculated: Buyer-spending calibration supports a premium regional equipment/support intensity, not an observed regional share.
    - Evidence informing forecast-year allocation inputs; displayed values and growth are calculated: Buyer-spending calibration supports a premium regional equipment/support intensity, not an observed regional share.
    - Evidence informing base-year allocation inputs; displayed values and growth are calculated: The actual project list includes checkpoint CT deployment and hold-baggage oversize-equipment lifecycle management, supporting renewal activity without disclosing its purpose-specific spending.
    - Evidence informing forecast-year allocation inputs; displayed values and growth are calculated: The actual project list includes checkpoint CT deployment and hold-baggage oversize-equipment lifecycle management, supporting renewal activity without disclosing its purpose-specific spending.
15. Leidos - Leidos wins TSA logistics contract, 23 January 2025
    - Evidence informing base-year allocation inputs; displayed values and growth are calculated: The eight-year, USD xx.xx maximum sustainment award covers xx.xx units at over xx.xx locations; scope and realization adjustments are modeled.
    - Evidence informing forecast-year allocation inputs; displayed values and growth are calculated: The eight-year, USD xx.xx maximum sustainment award covers xx.xx units at over xx.xx locations; scope and realization adjustments are modeled.
    - Evidence informing base-year allocation inputs; displayed values and growth are calculated: Supports recurring-support scale and manufacturer-coordination constraints, not unrestricted service access.
    - Evidence informing forecast-year allocation inputs; displayed values and growth are calculated: Supports recurring-support scale and manufacturer-coordination constraints, not unrestricted service access.
16. ACI-LAC - Air Traffic in Latin America and the Caribbean Maintains Growth Trajectory with a 5% Increase in 2025
    - Evidence informing base-year allocation inputs; displayed values and growth are calculated: Brazil's xx.xx-million airport-traffic aggregate constrains its demand scale; equipment intensity remains modeled.
    - Evidence informing forecast-year allocation inputs; displayed values and growth are calculated: Brazil's xx.xx-million airport-traffic aggregate constrains its demand scale; equipment intensity remains modeled.
    - Evidence informing base-year allocation inputs; displayed values and growth are calculated: Regional traffic evidence constrains the common country model while leaving uncatalogued activity.
    - Evidence informing forecast-year allocation inputs; displayed values and growth are calculated: Regional traffic evidence constrains the common country model while leaving uncatalogued activity.
17. Eurostat - Air passenger transport statistics, December 2025, Table 1: 2024 country traffic
    - Evidence informing base-year allocation inputs; displayed values and growth are calculated: Traffic primitive.
    - Evidence informing forecast-year allocation inputs; displayed values and growth are calculated: Traffic primitive.
18. Eurostat - Air passenger transport: data by month
    - Evidence informing base-year allocation inputs; displayed values and growth are calculated: Interim country changes inform assumed 2025 bridges; domestic endpoint and expenditure adjustments remain modeled.
    - Evidence informing forecast-year allocation inputs; displayed values and growth are calculated: Interim country changes inform assumed 2025 bridges; domestic endpoint and expenditure adjustments remain modeled.

19. ACI EUROPE - 2025 all about traffic resilience as Europe's airports welcomed an additional 100 million passengers
    - Evidence informing base-year allocation inputs; displayed values and growth are calculated: Country growth heterogeneity constrains the shared European purchasing model.
    - Evidence informing forecast-year allocation inputs; displayed values and growth are calculated: Country growth heterogeneity constrains the shared European purchasing model.
    - Evidence informing base-year allocation inputs; displayed values and growth are calculated: Published Russian weakness constrains, rather than validates, its working scale.
    - Evidence informing forecast-year allocation inputs; displayed values and growth are calculated: Published Russian weakness constrains, rather than validates, its working scale.
    - Evidence informing base-year allocation inputs; displayed values and growth are calculated: Annual growth input to the 2025 bridge.
    - Evidence informing forecast-year allocation inputs; displayed values and growth are calculated: Annual growth input to the 2025 bridge.
20. UK Civil Aviation Authority - UK aviation officially breaks records with over 300m passenger journeys in 2025
    - Evidence informing base-year allocation inputs; displayed values and growth are calculated: The xx.xx-million UK-and-Crown-Dependency headline constrains the modeled UK country traffic bridge.
    - Evidence informing forecast-year allocation inputs; displayed values and growth are calculated: The xx.xx-million UK-and-Crown-Dependency headline constrains the modeled UK country traffic bridge.
21. Fraport - AI for Monitoring Aviation Security, 22 January 2026
    - Evidence informing base-year allocation inputs; displayed values and growth are calculated: Over xx.xx CT scanners and approximately EUR xx.xx cumulative checkpoint investment support a premium installed-mix premise, not annual national revenue.
    - Evidence informing forecast-year allocation inputs; displayed values and growth are calculated: Over xx.xx CT scanners and approximately EUR xx.xx cumulative checkpoint investment support a premium installed-mix premise, not annual national revenue.
    - Evidence informing base-year allocation inputs; displayed values and growth are calculated: Quantified national deployment provides an independent test of heterogeneous European modernization.
    - Evidence informing forecast-year allocation inputs; displayed values and growth are calculated: Quantified national deployment provides an independent test of heterogeneous European modernization.
22. ECAC - Common Evaluation Process of security equipment
    - Evidence informing base-year allocation inputs; displayed values and growth are calculated: Evaluation is not national approval; no uniform cross-country market-access premium is assumed.
    - Evidence informing forecast-year allocation inputs; displayed values and growth are calculated: Evaluation is not national approval; no uniform cross-country market-access premium is assumed.
23. DHMİ - Havayolunda Cumhuriyet Tarihinin Rekoru, 9 January 2026
    - Evidence informing base-year allocation inputs; displayed values and growth are calculated: Supports the traffic rebasing into the captured Middle Eastern parent.
    - Evidence informing forecast-year allocation inputs; displayed values and growth are calculated: Supports the traffic rebasing into the captured Middle Eastern parent.
24. Smiths Detection - DAEP checkpoint screening contract for Dubai International Airport, 7 May 2025
    - Evidence informing base-year allocation inputs; displayed values and growth are calculated: Purchaser-specific award evidence supports a bounded premium-mix premise, not a GCC-wide allocation.
    - Evidence informing forecast-year allocation inputs; displayed values and growth are calculated: Purchaser-specific award evidence supports a bounded premium-mix premise, not a GCC-wide allocation.
25. Airports Company South Africa - Airport statistics
    - Evidence informing base-year allocation inputs; displayed values and growth are calculated: Provides an operating-network commercial anchor for the regional installed-base premise.
    - Evidence informing forecast-year allocation inputs; displayed values and growth are calculated: Provides an operating-network commercial anchor for the regional installed-base premise.

26. CAAC - 2025 Civil Aviation Industry Development Statistical Bulletin, 17 April 2026
- Evidence informing base-year allocation inputs; displayed values and growth are calculated: Reports xx.xx mainland airport movements and xx.xx transport airports in 2025; the Hong Kong/Macao extension is modeled.
- Evidence informing forecast-year allocation inputs; displayed values and growth are calculated: Reports xx.xx mainland airport movements and xx.xx transport airports in 2025; the Hong Kong/Macao extension is modeled.
- Evidence informing base-year allocation inputs; displayed values and growth are calculated: Large-market traffic and airport-network scale constrain the regional demand model.
- Evidence informing forecast-year allocation inputs; displayed values and growth are calculated: Large-market traffic and airport-network scale constrain the regional demand model.

27. Sydney Airport - Traffic and Operational Performance Q4 2025
- Evidence informing base-year allocation inputs; displayed values and growth are calculated: Sydney's xx.xx-million traffic and staged xx.xx-lane/six-of-seven-lane deployment constrain national scale and modernization assumptions.
- Evidence informing forecast-year allocation inputs; displayed values and growth are calculated: Sydney's xx.xx-million traffic and staged xx.xx-lane/six-of-seven-lane deployment constrain national scale and modernization assumptions.
- Evidence informing base-year allocation inputs; displayed values and growth are calculated: Quantified staged deployment supports regional heterogeneity, not a common modernization timetable.
- Evidence informing forecast-year allocation inputs; displayed values and growth are calculated: Quantified staged deployment supports regional heterogeneity, not a common modernization timetable.

28. U.S. Senator Michael Bennet - SAFEGUARDS Act announcement, 23 July 2025
- Evidence informing base-year allocation inputs; displayed values and growth are calculated: The xx.xx-airport and xx.xx-lane national footprint constrains minimum network support; proposed funding is not counted as realized revenue.
- Evidence informing forecast-year allocation inputs; displayed values and growth are calculated: The xx.xx-airport and xx.xx-lane national footprint constrains minimum network support; proposed funding is not counted as realized revenue.

29. Checkpoint Transformation: Malta International Airport Streamlines Passenger Flow with Smiths Detection
- Evidence informing base-year allocation inputs; displayed values and growth are calculated: The complete checkpoint replacement illustrates why an offering described commercially as an upgrade can belong to System Replacement. The seven-year service commitment is not counted wholly as installation-year revenue.
- Evidence informing forecast-year allocation inputs; displayed values and growth are calculated: The complete checkpoint replacement illustrates why an offering described commercially as an upgrade can belong to System Replacement. The seven-year service commitment is not counted wholly as installation-year revenue.

15.2. New Installations and Capacity Expansion

Table 205. Global Airport Baggage Screening Systems Market Size, by New Installations and Capacity Expansion, by Region, 2017-2040 (USD Million)

Region	2017	2024	2025	2026	2027	2032	2040	CAGR (%)
Africa	xx.xx	xx.xx	xx.xx	xx.xx	xx.xx	xx.xx	xx.xx	xx.xx
Asia-Pacific	xx.xx	xx.xx	xx.xx	xx.xx	xx.xx	xx.xx	xx.xx	xx.xx
Europe	xx.xx	xx.xx	xx.xx	xx.xx	xx.xx	xx.xx	xx.xx	xx.xx
Latin America	xx.xx	xx.xx	xx.xx	xx.xx	xx.xx	xx.xx	xx.xx	xx.xx
Middle East	xx.xx	xx.xx	xx.xx	xx.xx	xx.xx	xx.xx	xx.xx	xx.xx
North America	xx.xx	xx.xx	xx.xx	xx.xx	xx.xx	xx.xx	xx.xx	xx.xx
Total	**xx.xx**	**xx.xx**	**xx.xx**	**xx.xx**	**xx.xx**	**xx.xx**	**xx.xx**	**xx.xx**

Table 206. Global Airport Baggage Screening Systems Market Size, by New Installations and Capacity Expansion, by Group, 2017-2040 (USD Million)

Group	2017	2024	2025	2026	2027	2032	2040	CAGR (%)
ASEAN	xx.xx	xx.xx	xx.xx	xx.xx	xx.xx	xx.xx	xx.xx	xx.xx
BRICS	xx.xx	xx.xx	xx.xx	xx.xx	xx.xx	xx.xx	xx.xx	xx.xx
European Union	xx.xx	xx.xx	xx.xx	xx.xx	xx.xx	xx.xx	xx.xx	xx.xx
G7	xx.xx	xx.xx	xx.xx	xx.xx	xx.xx	xx.xx	xx.xx	xx.xx
GCC	xx.xx	xx.xx	xx.xx	xx.xx	xx.xx	xx.xx	xx.xx	xx.xx
NATO	xx.xx	xx.xx	xx.xx	xx.xx	xx.xx	xx.xx	xx.xx	xx.xx

Table 207. Global Airport Baggage Screening Systems Market Size, by New Installations and Capacity Expansion, by Country, 2017-2040 (USD Million)

Country	2017	2024	2025	2026	2027	2032	2040	CAGR (%)
Australia	xx.xx	xx.xx	xx.xx	xx.xx	xx.xx	xx.xx	xx.xx	xx.xx
Brazil	xx.xx	xx.xx	xx.xx	xx.xx	xx.xx	xx.xx	xx.xx	xx.xx
Canada	xx.xx	xx.xx	xx.xx	xx.xx	xx.xx	xx.xx	xx.xx	xx.xx
China	xx.xx	xx.xx	xx.xx	xx.xx	xx.xx	xx.xx	xx.xx	xx.xx
France	xx.xx	xx.xx	xx.xx	xx.xx	xx.xx	xx.xx	xx.xx	xx.xx
Germany	xx.xx	xx.xx	xx.xx	xx.xx	xx.xx	xx.xx	xx.xx	xx.xx
India	xx.xx	xx.xx	xx.xx	xx.xx	xx.xx	xx.xx	xx.xx	xx.xx
Italy	xx.xx	xx.xx	xx.xx	xx.xx	xx.xx	xx.xx	xx.xx	xx.xx
Japan	xx.xx	xx.xx	xx.xx	xx.xx	xx.xx	xx.xx	xx.xx	xx.xx
Mexico	xx.xx	xx.xx	xx.xx	xx.xx	xx.xx	xx.xx	xx.xx	xx.xx
Russia	xx.xx	xx.xx	xx.xx	xx.xx	xx.xx	xx.xx	xx.xx	xx.xx
South Korea	xx.xx	xx.xx	xx.xx	xx.xx	xx.xx	xx.xx	xx.xx	xx.xx
Spain	xx.xx	xx.xx	xx.xx	xx.xx	xx.xx	xx.xx	xx.xx	xx.xx
United Kingdom	xx.xx	xx.xx	xx.xx	xx.xx	xx.xx	xx.xx	xx.xx	xx.xx
United States	xx.xx	xx.xx	xx.xx	xx.xx	xx.xx	xx.xx	xx.xx	xx.xx
Others	xx.xx	xx.xx	xx.xx	xx.xx	xx.xx	xx.xx	xx.xx	xx.xx
Total	**xx.xx**	**xx.xx**	**xx.xx**	**xx.xx**	**xx.xx**	**xx.xx**	**xx.xx**	**xx.xx**

Sources & Evidence

1. CATSA Corporate Plan 2025-26 to 2029-30 Summary - Financial Overview

   · Taxonomy evidence: The plan includes additional screening equipment and expansion of existing hold-baggage screening capacity. ([catsa-acsta.gc.ca](https://www.catsa-acsta.gc.ca/en/publications/corporate-plan-2025-xx.xx-2029-xx.xx/financial-overview))

   · Evidence informing base-year allocation inputs; displayed values and growth are calculated: The plan includes additional screening equipment and expansion of existing hold-baggage screening capacity. Its FY2025/xx.xx capital budget is C$xx.xx across mixed activities; plans are not recognized supplier revenue.

   · Evidence informing forecast-year allocation inputs; displayed values and growth are calculated: The plan includes additional screening equipment and expansion of existing hold-baggage screening capacity. Its FY2025/xx.xx capital budget is C$xx.xx across mixed activities; plans are not recognized supplier revenue.

2. JFK Millennium Partners Selects K2 to Deliver State-of-the-Art Security Screening Checkpoint at New JFK Terminal 6

   · Taxonomy evidence: The announced checkpoint is for the new Terminal xx.xx and includes baggage CT and automated bin-return systems, providing demand-side evidence of new-installation investment. People-screening and identity-system portions remain excluded. ([portauthoritybuilds.com](https://www.portauthoritybuilds.com/redevelopment/us/en/jfk/planned-projects/terminal-xx.xx/news/jfk-millennium-partners-selects-k2-to-deliver-state-of-the-art-s.html))

   · Evidence informing base-year allocation inputs; displayed values and growth are calculated: The March xx.xx 2025 appointment covers baggage CT and automated bin-return equipment for a future xx.xx-gate terminal, with phased opening planned for 2026-2028. It establishes new-installation activity, not attributable 2025 receipts; wider airport investment and person-only technologies are excluded.

   · Evidence informing forecast-year allocation inputs; displayed values and growth are calculated: The March xx.xx 2025 appointment covers baggage CT and automated bin-return equipment for a future xx.xx-gate terminal, with phased opening planned for 2026-2028. It establishes new-installation activity, not attributable 2025 receipts; wider airport investment and person-only technologies are excluded.

3. House Report 119-173 - Department of Homeland Security Appropriations Bill, 2026

   · Evidence informing the 2030 market-value input; displayed series and growth include calculations: The aging installed fleet supports replacement demand, but does not establish the forecast's realization dates or annual purchasing rate. ([govinfo.gov](https://www.govinfo.gov/content/pkg/CRPT-119hrpt173/html/CRPT-119hrpt173.htm))

4. GAO-24-106573 - DHS Annual Assessment: Most Programs Are Meeting Current Goals, but Some Continue to Face Cost and Schedule Challenges

   · Evidence informing the 2026 market-value input; displayed series and growth include calculations: Reports plans for xx.xx checkpoint systems and xx.xx increment-one deployments by September 2023; supports an incomplete replacement cycle rather than universal CT adoption. ([gao.gov](https://www.gao.gov/assets/gao-xx.xx-xx.xx.pdf))

5. Global Airport Passenger Traffic Reaches Record 9.8 Billion in 2025, Airports Council International World reports

   · Evidence informing the 2026 market-value input; displayed series and growth include calculations: Reports cooling passenger-growth momentum in 2026, supporting moderation of traffic-driven equipment expansion despite continuing replacement demand. ([aci.aero](https://aci.aero/2026/xx.xx/xx.xx/global-airport-passenger-traffic-reaches-record-xx.xx-xx.xx-billion-in-2025-airports-council-international-world-reports/))

   · Evidence informing base-year allocation inputs; displayed values and growth are calculated: Full-year 2025 traffic weakness qualifies the mature-market expansion assumption.

   · Evidence informing forecast-year allocation inputs; displayed values and growth are calculated: Full-year 2025 traffic weakness qualifies the mature-market expansion assumption.

   · Evidence informing base-year allocation inputs; displayed values and growth are calculated: Full-year growth provides a regional direction check, not an equipment-share observation.

   · Evidence informing forecast-year allocation inputs; displayed values and growth are calculated: Full-year growth provides a regional direction check, not an equipment-share observation.

   · Evidence informing base-year allocation inputs; displayed values and growth are calculated: Full-year traffic growth constrains the regional demand premise.

   · Evidence informing forecast-year allocation inputs; displayed values and growth are calculated: Full-year traffic growth constrains the regional demand premise.

   · Evidence informing forecast-year allocation inputs; displayed values and growth are calculated: The reported first-half 2026 decline of xx.xx% constrains the recovery scenario.

   · Evidence informing base-year allocation inputs; displayed values and growth are calculated: Reported 2025 growth provides a demand-direction check; procurement intensity remains assumed.

   · Evidence informing forecast-year allocation inputs; displayed values and growth are calculated: Reported 2025 growth provides a demand-direction check; procurement intensity remains assumed.

   · Evidence informing base-year allocation inputs; displayed values and growth are calculated: Reported traffic momentum supports differentiated demand, not the final modeled forecast share.

   · Evidence informing forecast-year allocation inputs; displayed values and growth are calculated: Reported traffic momentum supports differentiated demand, not the final modeled forecast share.

6. Smiths Group PLC - Full Year Results for the 12 Months Ended 31 July 2025

   · Evidence informing the 2024 market-value input; displayed series and growth include calculations: Discloses aviation original-equipment revenue of xx.xx and aftermarket revenue of xx.xx for FY2024; supplies historical cycle proxies. ([www-live.smiths.com](https://www-live.smiths.com/media/snqpxwkd/smiths-group-plc-annual-results-2025-press-release.pdf))

   · Evidence informing the 2027 market-value input; displayed series and growth include calculations: Reports approximately xx.xx cumulative CTiX sales and continuing aviation upgrade demand; supports replacement activity, not an observed global forecast. ([www-live.smiths.com](https://www-live.smiths.com/media/snqpxwkd/smiths-group-plc-annual-results-2025-press-release.pdf))

7. Smiths Group PLC - Annual Report & Accounts FY2023

   · Evidence informing the 2022 market-value input; displayed series and growth include calculations: Reports FY2022 aviation original-equipment revenue of xx.xx, used as a dimensionless historical capital-cycle proxy. ([www-live.smiths.com](https://www-live.smiths.com/media/phjp1j44/smiths-annual-report-2023.pdf))

   · Evidence informing the 2023 market-value input; displayed series and growth include calculations: Reports FY2023 aviation original-equipment revenue of xx.xx and aftermarket revenue of xx.xx; supports the modeled recovery direction. ([www-live.smiths.com](https://www-live.smiths.com/media/phjp1j44/smiths-annual-report-2023.pdf))

8. Smiths Group PLC - Annual Report FY2022
   - Evidence informing the 2021 market-value input; displayed series and growth include calculations: Reports FY2021 aviation revenue of xx.xx, providing a historical purchasing-cycle reference rather than a global observation. ([www-live.smiths.com](https://www-live.smiths.com/media/xjvdpblr/smiths-annual-report-2022-report.pdf))
   - Evidence informing the 2022 market-value input; displayed series and growth include calculations: Reports FY2022 aviation revenue of xx.xx and continued weakness in aviation original equipment; supports a delayed capital-spending trough. ([www-live.smiths.com](https://www-live.smiths.com/media/xjvdpblr/smiths-annual-report-2022-report.pdf))
9. Smiths Group PLC - Annual Results for the Year Ended 31 July 2019
   - Evidence informing the 2018 market-value input; displayed series and growth include calculations: Reports FY2018 aviation revenue of xx.xx, supplying the historical comparison underlying the backcast. ([smiths.com](https://www.smiths.com/media/u4wla1bw/smiths-group-plc-annual-results-2019-press-release.pdf))
   - Evidence informing the 2019 market-value input; displayed series and growth include calculations: Reports FY2019 aviation revenue of xx.xx and customer delivery deferrals, qualifying a traffic-only growth model. ([smiths.com](https://www.smiths.com/media/u4wla1bw/smiths-group-plc-annual-results-2019-press-release.pdf))
   - Evidence informing the 2020 market-value input; displayed series and growth include calculations: Identifies deliveries deferred into FY2020; supports the possibility of backlog-supported spending despite a contemporaneous traffic shock, not the exact modeled growth rate. ([smiths.com](https://www.smiths.com/media/u4wla1bw/smiths-group-plc-annual-results-2019-press-release.pdf))
10. ACI World - The High-Wire Balancing Act: Global Air Transport Demand in 2018 and 2019
    - Evidence informing the 2017 market-value input; displayed series and growth include calculations: Reports xx.xx airport passengers and xx.xx% growth in 2018; the growth observation informs the 2017 backcast bridge. ([blog.aci.aero](https://blog.aci.aero/airport-economics/the-high-wire-balancing-act-global-air-transport-demand-in-2018-and-2019/))
    - Evidence informing the 2018 market-value input; displayed series and growth include calculations: Provides the observed 2018 traffic-growth reference, not an equipment-market growth observation. ([blog.aci.aero](https://blog.aci.aero/airport-economics/the-high-wire-balancing-act-global-air-transport-demand-in-2018-and-2019/))
11. ICAO A42-WP/556 - State of the Industry and Outlook for Airport Traffic, Presented by ACI
    - Evidence informing the 2020 market-value input; displayed series and growth include calculations: Records the collapse from xx.xx airport passengers in 2019 to xx.xx in 2020; constrains the shock and funding-risk interpretation. ([icao.int](https://www.icao.int/sites/default/files/Meetings/a42/Documents/WP/wp_556_en.pdf))
    - Evidence informing the 2021 market-value input; displayed series and growth include calculations: Reports xx.xx airport passengers in 2021, supporting a prolonged funding and activity shock. ([icao.int](https://www.icao.int/sites/default/files/Meetings/a42/Documents/WP/wp_556_en.pdf))
    - Evidence informing the 2023 market-value input; displayed series and growth include calculations: Reports xx.xx airport passengers in 2023; traffic recovery is distinguished from equipment purchasing. ([icao.int](https://www.icao.int/sites/default/files/Meetings/a42/Documents/WP/wp_556_en.pdf))
    - Evidence informing the 2024 market-value input; displayed series and growth include calculations: Reports xx.xx airport passengers in 2024, providing a demand recovery cross-check. ([icao.int](https://www.icao.int/sites/default/files/Meetings/a42/Documents/WP/wp_556_en.pdf))

12. Port of Seattle - Baggage Handling System Optimization
    - Evidence informing the 2029 market-value input; displayed series and growth include calculations: Seattle plans to consolidate six baggage-screening systems, increase supported passenger capacity, and reduce screening-machine demand. Supports integration spending without one-for-one detector growth. ([portseattle.org](https://www.portseattle.org/projects/baggage-handling-system-optimization))
    - Evidence informing the 2032 market-value input; displayed series and growth include calculations: The consolidation example constrains equipment-volume assumptions; its whole baggage-handling project value is excluded from market sizing. ([portseattle.org](https://www.portseattle.org/projects/baggage-handling-system-optimization))
    - Evidence informing the 2040 market-value input; displayed series and growth include calculations: Provides a commercial counterexample to extrapolating passenger growth directly into machine counts throughout the long-range forecast. ([portseattle.org](https://www.portseattle.org/projects/baggage-handling-system-optimization))
    - Evidence informing forecast-year allocation inputs; displayed values and growth are calculated: Seattle's project combines increased screening capacity with consolidation from six screening systems and reduced screening-machine demand. This constrains the forecast assumption that capacity growth requires proportional equipment additions.
13. Smiths Group PLC - Half Year Results for the Six Months Ended 31 January 2026
    - Evidence informing the 2026 market-value input; displayed series and growth include calculations: Reports xx.xx% organic growth for Smiths Detection in HY2026, with aviation checkpoint upgrades contributing. Supports a positive 2026 nowcast, not a directly observed global growth rate. ([www-live.smiths.com](https://www-live.smiths.com/media/villk35h/smiths-hy26-results-press-release.pdf))
14. ACI World - Biannual global air travel demand update, 30 September 2025
    - Evidence informing base-year allocation inputs; displayed values and growth are calculated: Regional traffic-scale input; geographic rebasing and spending intensities are modeled.
    - Evidence informing forecast-year allocation inputs; displayed values and growth are calculated: Regional traffic-scale input; geographic rebasing and spending intensities are modeled.
    - Evidence informing base-year allocation inputs; displayed values and growth are calculated: Regional traffic-scale input; Mexico is reassigned to its captured North American parent.
    - Evidence informing forecast-year allocation inputs; displayed values and growth are calculated: Regional traffic-scale input; Mexico is reassigned to its captured North American parent.
    - Evidence informing base-year allocation inputs; displayed values and growth are calculated: Regional traffic-scale input; source membership differs from the captured hierarchy.
    - Evidence informing forecast-year allocation inputs; displayed values and growth are calculated: Regional traffic-scale input; source membership differs from the captured hierarchy.
    - Evidence informing base-year allocation inputs; displayed values and growth are calculated: Regional traffic-scale input before the modeled Turkey and Israel bridge.
    - Evidence informing forecast-year allocation inputs; displayed values and growth are calculated: Regional traffic-scale input before the modeled Turkey and Israel bridge.
    - Evidence informing base-year allocation inputs; displayed values and growth are calculated: The xx.xx-million 2025 traffic estimate constrains the regional demand proxy, not equipment spending.
    - Evidence informing forecast-year allocation inputs; displayed values and growth are calculated: The xx.xx-million 2025 traffic estimate constrains the regional demand proxy, not equipment spending.
    - Evidence informing base-year allocation inputs; displayed values and growth are calculated: The xx.xx-billion 2025 traffic estimate constrains regional scale; forecast purchasing convergence is assumed.
    - Evidence informing forecast-year allocation inputs; displayed values and growth are calculated: The xx.xx-billion 2025 traffic estimate constrains regional scale; forecast purchasing convergence is assumed.

15. CATSA - 2025 Annual Report, Management's Discussion and Analysis
    - Evidence informing base-year allocation inputs; displayed values and growth are calculated: C$xx.xx EDS capital expenditure constrains the Canadian expenditure calibration; baggage attribution is modeled.
    - Evidence informing forecast-year allocation inputs; displayed values and growth are calculated: C$xx.xx EDS capital expenditure constrains the Canadian expenditure calibration; baggage attribution is modeled.
    - Evidence informing base-year allocation inputs; displayed values and growth are calculated: Buyer-spending calibration supports a premium regional equipment/support intensity, not an observed regional share.
    - Evidence informing forecast-year allocation inputs; displayed values and growth are calculated: Buyer-spending calibration supports a premium regional equipment/support intensity, not an observed regional share.
    - Evidence informing base-year allocation inputs; displayed values and growth are calculated: The actual capital-project list identifies hold-baggage capacity expansion at Montréal-Trudeau, supporting the expansion classification, not its modeled global revenue weight.
    - Evidence informing forecast-year allocation inputs; displayed values and growth are calculated: The actual capital-project list identifies hold-baggage capacity expansion at Montréal-Trudeau, supporting the expansion classification, not its modeled global revenue weight.
16. Leidos - Leidos wins TSA logistics contract, 23 January 2025
    - Evidence informing base-year allocation inputs; displayed values and growth are calculated: The eight-year, USD xx.xx maximum sustainment award covers xx.xx units at over xx.xx locations; scope and realization adjustments are modeled.
    - Evidence informing forecast-year allocation inputs; displayed values and growth are calculated: The eight-year, USD xx.xx maximum sustainment award covers xx.xx units at over xx.xx locations; scope and realization adjustments are modeled.
    - Evidence informing base-year allocation inputs; displayed values and growth are calculated: Supports recurring-support scale and manufacturer-coordination constraints, not unrestricted service access.
    - Evidence informing forecast-year allocation inputs; displayed values and growth are calculated: Supports recurring-support scale and manufacturer-coordination constraints, not unrestricted service access.
17. ACI-LAC - Air Traffic in Latin America and the Caribbean Maintains Growth Trajectory with a 5% Increase in 2025
    - Evidence informing base-year allocation inputs; displayed values and growth are calculated: Brazil's xx.xx-million airport-traffic aggregate constrains its demand scale; equipment intensity remains modeled.
    - Evidence informing forecast-year allocation inputs; displayed values and growth are calculated: Brazil's xx.xx-million airport-traffic aggregate constrains its demand scale; equipment intensity remains modeled.
    - Evidence informing base-year allocation inputs; displayed values and growth are calculated: Regional traffic evidence constrains the common country model while leaving uncatalogued activity.
    - Evidence informing forecast-year allocation inputs; displayed values and growth are calculated: Regional traffic evidence constrains the common country model while leaving uncatalogued activity.
18. Eurostat - Air passenger transport statistics, December 2025, Table 1: 2024 country traffic
    - Evidence informing base-year allocation inputs; displayed values and growth are calculated: Traffic primitive.
    - Evidence informing forecast-year allocation inputs; displayed values and growth are calculated: Traffic primitive.
19. Eurostat - Air passenger transport: data by month
    - Evidence informing base-year allocation inputs; displayed values and growth are calculated: Interim country changes inform assumed 2025 bridges; domestic endpoint and expenditure adjustments remain modeled.
    - Evidence informing forecast-year allocation inputs; displayed values and growth are calculated: Interim country changes inform assumed 2025 bridges; domestic endpoint and expenditure adjustments remain modeled.

20. ACI EUROPE - 2025 all about traffic resilience as Europe's airports welcomed an additional 100 million passengers
- Evidence informing base-year allocation inputs; displayed values and growth are calculated: Country growth heterogeneity constrains the shared European purchasing model.
- Evidence informing forecast-year allocation inputs; displayed values and growth are calculated: Country growth heterogeneity constrains the shared European purchasing model.
- Evidence informing base-year allocation inputs; displayed values and growth are calculated: Published Russian weakness constrains, rather than validates, its working scale.
- Evidence informing forecast-year allocation inputs; displayed values and growth are calculated: Published Russian weakness constrains, rather than validates, its working scale.
- Evidence informing base-year allocation inputs; displayed values and growth are calculated: Annual growth input to the 2025 bridge.
- Evidence informing forecast-year allocation inputs; displayed values and growth are calculated: Annual growth input to the 2025 bridge.

21. UK Civil Aviation Authority - UK aviation officially breaks records with over 300m passenger journeys in 2025
- Evidence informing base-year allocation inputs; displayed values and growth are calculated: The xx.xx-million UK-and-Crown-Dependency headline constrains the modeled UK country traffic bridge.
- Evidence informing forecast-year allocation inputs; displayed values and growth are calculated: The xx.xx-million UK-and-Crown-Dependency headline constrains the modeled UK country traffic bridge.

22. Fraport - AI for Monitoring Aviation Security, 22 January 2026
- Evidence informing base-year allocation inputs; displayed values and growth are calculated: Over xx.xx CT scanners and approximately EUR xx.xx cumulative checkpoint investment support a premium installed-mix premise, not annual national revenue.
- Evidence informing forecast-year allocation inputs; displayed values and growth are calculated: Over xx.xx CT scanners and approximately EUR xx.xx cumulative checkpoint investment support a premium installed-mix premise, not annual national revenue.
- Evidence informing base-year allocation inputs; displayed values and growth are calculated: Quantified national deployment provides an independent test of heterogeneous European modernization.
- Evidence informing forecast-year allocation inputs; displayed values and growth are calculated: Quantified national deployment provides an independent test of heterogeneous European modernization.

23. ECAC - Common Evaluation Process of security equipment
- Evidence informing base-year allocation inputs; displayed values and growth are calculated: Evaluation is not national approval; no uniform cross-country market-access premium is assumed.
- Evidence informing forecast-year allocation inputs; displayed values and growth are calculated: Evaluation is not national approval; no uniform cross-country market-access premium is assumed.

24. DHMİ - Havayolunda Cumhuriyet Tarihinin Rekoru, 9 January 2026
- Evidence informing base-year allocation inputs; displayed values and growth are calculated: Supports the traffic rebasing into the captured Middle Eastern parent.
- Evidence informing forecast-year allocation inputs; displayed values and growth are calculated: Supports the traffic rebasing into the captured Middle Eastern parent.

25. Smiths Detection - DAEP checkpoint screening contract for Dubai International Airport, 7 May 2025
- Evidence informing base-year allocation inputs; displayed values and growth are calculated: Purchaser-specific award evidence supports a bounded premium-mix premise, not a GCC-wide allocation.
- Evidence informing forecast-year allocation inputs; displayed values and growth are calculated: Purchaser-specific award evidence supports a bounded premium-mix premise, not a GCC-wide allocation.

26. Airports Company South Africa - Airport statistics
- Evidence informing base-year allocation inputs; displayed values and growth are calculated: Provides an operating-network commercial anchor for the regional installed-base premise.
- Evidence informing forecast-year allocation inputs; displayed values and growth are calculated: Provides an operating-network commercial anchor for the regional installed-base premise.

27. CAAC - 2025 Civil Aviation Industry Development Statistical Bulletin, 17 April 2026
    - Evidence informing base-year allocation inputs; displayed values and growth are calculated: Reports xx.xx mainland airport movements and xx.xx transport airports in 2025; the Hong Kong/Macao extension is modeled.
    - Evidence informing forecast-year allocation inputs; displayed values and growth are calculated: Reports xx.xx mainland airport movements and xx.xx transport airports in 2025; the Hong Kong/Macao extension is modeled.
    - Evidence informing base-year allocation inputs; displayed values and growth are calculated: Large-market traffic and airport-network scale constrain the regional demand model.
    - Evidence informing forecast-year allocation inputs; displayed values and growth are calculated: Large-market traffic and airport-network scale constrain the regional demand model.
28. Sydney Airport - Traffic and Operational Performance Q4 2025
    - Evidence informing base-year allocation inputs; displayed values and growth are calculated: Sydney's xx.xx-million traffic and staged xx.xx-lane/six-of-seven-lane deployment constrain national scale and modernization assumptions.
    - Evidence informing forecast-year allocation inputs; displayed values and growth are calculated: Sydney's xx.xx-million traffic and staged xx.xx-lane/six-of-seven-lane deployment constrain national scale and modernization assumptions.
    - Evidence informing base-year allocation inputs; displayed values and growth are calculated: Quantified staged deployment supports regional heterogeneity, not a common modernization timetable.
    - Evidence informing forecast-year allocation inputs; displayed values and growth are calculated: Quantified staged deployment supports regional heterogeneity, not a common modernization timetable.
29. U.S. Senator Michael Bennet - SAFEGUARDS Act announcement, 23 July 2025
    - Evidence informing base-year allocation inputs; displayed values and growth are calculated: The xx.xx-airport and xx.xx-lane national footprint constrains minimum network support; proposed funding is not counted as realized revenue.
    - Evidence informing forecast-year allocation inputs; displayed values and growth are calculated: The xx.xx-airport and xx.xx-lane national footprint constrains minimum network support; proposed funding is not counted as realized revenue.
30. Checkpoint Transformation: Malta International Airport Streamlines Passenger Flow with Smiths Detection
    - Evidence informing base-year allocation inputs; displayed values and growth are calculated: Seven conventional automated lanes were replaced by six CT-equipped lanes, with final commissioning in January 2025. This is a counterexample to equating capacity improvement with net additional equipment.
    - Evidence informing forecast-year allocation inputs; displayed values and growth are calculated: Seven conventional automated lanes were replaced by six CT-equipped lanes, with final commissioning in January 2025. This is a counterexample to equating capacity improvement with net additional equipment.

15.3. Retrofits and Upgrades

Table 208. Global Airport Baggage Screening Systems Market Size, by Retrofits and Upgrades, by Region, 2017-2040 (USD Million)

Region	2017	2024	2025	2026	2027	2032	2040	CAGR (%)
Africa	xx.xx	xx.xx	xx.xx	xx.xx	xx.xx	xx.xx	xx.xx	xx.xx
Asia-Pacific	xx.xx	xx.xx	xx.xx	xx.xx	xx.xx	xx.xx	xx.xx	xx.xx
Europe	xx.xx	xx.xx	xx.xx	xx.xx	xx.xx	xx.xx	xx.xx	xx.xx
Latin America	xx.xx	xx.xx	xx.xx	xx.xx	xx.xx	xx.xx	xx.xx	xx.xx
Middle East	xx.xx	xx.xx	xx.xx	xx.xx	xx.xx	xx.xx	xx.xx	xx.xx
North America	xx.xx	xx.xx	xx.xx	xx.xx	xx.xx	xx.xx	xx.xx	xx.xx
Total	**xx.xx**	**xx.xx**	**xx.xx**	**xx.xx**	**xx.xx**	**xx.xx**	**xx.xx**	**xx.xx**

Table 209. Global Airport Baggage Screening Systems Market Size, by Retrofits and Upgrades, by Group, 2017-2040 (USD Million)

Group	2017	2024	2025	2026	2027	2032	2040	CAGR (%)
ASEAN	xx.xx	xx.xx	xx.xx	xx.xx	xx.xx	xx.xx	xx.xx	xx.xx
BRICS	xx.xx	xx.xx	xx.xx	xx.xx	xx.xx	xx.xx	xx.xx	xx.xx
European Union	xx.xx	xx.xx	xx.xx	xx.xx	xx.xx	xx.xx	xx.xx	xx.xx
G7	xx.xx	xx.xx	xx.xx	xx.xx	xx.xx	xx.xx	xx.xx	xx.xx
GCC	xx.xx	xx.xx	xx.xx	xx.xx	xx.xx	xx.xx	xx.xx	xx.xx
NATO	xx.xx	xx.xx	xx.xx	xx.xx	xx.xx	xx.xx	xx.xx	xx.xx

Table 210. Global Airport Baggage Screening Systems Market Size, by Retrofits and Upgrades, by Country, 2017-2040 (USD Million)

Country	2017	2024	2025	2026	2027	2032	2040	CAGR (%)
Australia	xx.xx	xx.xx	xx.xx	xx.xx	xx.xx	xx.xx	xx.xx	xx.xx
Brazil	xx.xx	xx.xx	xx.xx	xx.xx	xx.xx	xx.xx	xx.xx	xx.xx
Canada	xx.xx	xx.xx	xx.xx	xx.xx	xx.xx	xx.xx	xx.xx	xx.xx
China	xx.xx	xx.xx	xx.xx	xx.xx	xx.xx	xx.xx	xx.xx	xx.xx
France	xx.xx	xx.xx	xx.xx	xx.xx	xx.xx	xx.xx	xx.xx	xx.xx
Germany	xx.xx	xx.xx	xx.xx	xx.xx	xx.xx	xx.xx	xx.xx	xx.xx
India	xx.xx	xx.xx	xx.xx	xx.xx	xx.xx	xx.xx	xx.xx	xx.xx
Italy	xx.xx	xx.xx	xx.xx	xx.xx	xx.xx	xx.xx	xx.xx	xx.xx
Japan	xx.xx	xx.xx	xx.xx	xx.xx	xx.xx	xx.xx	xx.xx	xx.xx
Mexico	xx.xx	xx.xx	xx.xx	xx.xx	xx.xx	xx.xx	xx.xx	xx.xx
Russia	xx.xx	xx.xx	xx.xx	xx.xx	xx.xx	xx.xx	xx.xx	xx.xx
South Korea	xx.xx	xx.xx	xx.xx	xx.xx	xx.xx	xx.xx	xx.xx	xx.xx
Spain	xx.xx	xx.xx	xx.xx	xx.xx	xx.xx	xx.xx	xx.xx	xx.xx
United Kingdom	xx.xx	xx.xx	xx.xx	xx.xx	xx.xx	xx.xx	xx.xx	xx.xx
United States	xx.xx	xx.xx	xx.xx	xx.xx	xx.xx	xx.xx	xx.xx	xx.xx
Others	xx.xx	xx.xx	xx.xx	xx.xx	xx.xx	xx.xx	xx.xx	xx.xx
Total	**xx.xx**	**xx.xx**	**xx.xx**	**xx.xx**	**xx.xx**	**xx.xx**	**xx.xx**	**xx.xx**

Sources & Evidence

1. CATSA Corporate Plan 2025-26 to 2029-30 Summary - Financial Overview

   · Taxonomy evidence: The same body-scanner-specific upgrade passage does not establish a retained-baggage-system retrofit transaction. Baggage-related expansion and replacement passages do not independently prove this separate retained-asset category. ([catsa-acsta.gc.ca](https://www.catsa-acsta.gc.ca/en/publications/corporate-plan-2025-xx.xx-2029-xx.xx/financial-overview))

   · Taxonomy evidence: The plan expressly includes upgrading existing screening equipment with newer detection algorithms, supporting enhancement of retained systems. ([catsa-acsta.gc.ca](https://www.catsa-acsta.gc.ca/en/publications/corporate-plan-2025-xx.xx-2029-xx.xx/financial-overview))

2. House Report 119-173 - Department of Homeland Security Appropriations Bill, 2026

   · Evidence informing the 2030 market-value input; displayed series and growth include calculations: The aging installed fleet supports replacement demand, but does not establish the forecast's realization dates or annual purchasing rate. ([govinfo.gov](https://www.govinfo.gov/content/pkg/CRPT-119hrpt173/html/CRPT-119hrpt173.htm))

3. GAO-24-106573 - DHS Annual Assessment: Most Programs Are Meeting Current Goals, but Some Continue to Face Cost and Schedule Challenges
   - Evidence informing the 2026 market-value input; displayed series and growth include calculations: Reports plans for xx.xx checkpoint systems and xx.xx increment-one deployments by September 2023; supports an incomplete replacement cycle rather than universal CT adoption. ([gao.gov](https://www.gao.gov/assets/gao-xx.xx-xx.xx.pdf))
   - Evidence informing forecast-year allocation inputs; displayed values and growth are calculated: The program separately anticipates enhancements to fielded systems, supporting a retained-equipment commercial pathway without supplying an attributable upgrade-revenue split.
4. Global Airport Passenger Traffic Reaches Record 9.8 Billion in 2025, Airports Council International World reports
   - Evidence informing the 2026 market-value input; displayed series and growth include calculations: Reports cooling passenger-growth momentum in 2026, supporting moderation of traffic-driven equipment expansion despite continuing replacement demand. ([aci.aero](https://aci.aero/2026/xx.xx/xx.xx/global-airport-passenger-traffic-reaches-record-xx.xx-xx.xx-billion-in-2025-airports-council-international-world-reports/))
   - Evidence informing base-year allocation inputs; displayed values and growth are calculated: Full-year 2025 traffic weakness qualifies the mature-market expansion assumption.
   - Evidence informing forecast-year allocation inputs; displayed values and growth are calculated: Full-year 2025 traffic weakness qualifies the mature-market expansion assumption.
   - Evidence informing base-year allocation inputs; displayed values and growth are calculated: Full-year growth provides a regional direction check, not an equipment-share observation.
   - Evidence informing forecast-year allocation inputs; displayed values and growth are calculated: Full-year growth provides a regional direction check, not an equipment-share observation.
   - Evidence informing base-year allocation inputs; displayed values and growth are calculated: Full-year traffic growth constrains the regional demand premise.
   - Evidence informing forecast-year allocation inputs; displayed values and growth are calculated: Full-year traffic growth constrains the regional demand premise.
   - Evidence informing forecast-year allocation inputs; displayed values and growth are calculated: The reported first-half 2026 decline of xx.xx% constrains the recovery scenario.
   - Evidence informing base-year allocation inputs; displayed values and growth are calculated: Reported 2025 growth provides a demand-direction check; procurement intensity remains assumed.
   - Evidence informing forecast-year allocation inputs; displayed values and growth are calculated: Reported 2025 growth provides a demand-direction check; procurement intensity remains assumed.
   - Evidence informing base-year allocation inputs; displayed values and growth are calculated: Reported traffic momentum supports differentiated demand, not the final modeled forecast share.
   - Evidence informing forecast-year allocation inputs; displayed values and growth are calculated: Reported traffic momentum supports differentiated demand, not the final modeled forecast share.

5. Smiths Group PLC - Full Year Results for the 12 Months Ended 31 July 2025
   · Evidence informing the 2024 market-value input; displayed series and growth include calculations: Discloses aviation original-equipment revenue of xx.xx and aftermarket revenue of xx.xx for FY2024; supplies historical cycle proxies. ([www-live.smiths.com](https://www-live.smiths.com/media/snqpxwkd/smiths-group-plc-annual-results-2025-press-release.pdf))
   · Evidence informing the 2027 market-value input; displayed series and growth include calculations: Reports approximately xx.xx cumulative CTiX sales and continuing aviation upgrade demand; supports replacement activity, not an observed global forecast. ([www-live.smiths.com](https://www-live.smiths.com/media/snqpxwkd/smiths-group-plc-annual-results-2025-press-release.pdf))
   · Evidence informing base-year allocation inputs; displayed values and growth are calculated: The filing reports FY2025 iCMORE APIDS implementation at Schiphol, supporting base-year commercial activity without disclosing upgrade-specific revenue.
   · Evidence informing forecast-year allocation inputs; displayed values and growth are calculated: The filing reports FY2025 iCMORE APIDS implementation at Schiphol, supporting base-year commercial activity without disclosing upgrade-specific revenue.
6. Smiths Group PLC - Annual Report & Accounts FY2023
   · Evidence informing the 2022 market-value input; displayed series and growth include calculations: Reports FY2022 aviation original-equipment revenue of xx.xx, used as a dimensionless historical capital-cycle proxy. ([www-live.smiths.com](https://www-live.smiths.com/media/phjp1j44/smiths-annual-report-2023.pdf))
   · Evidence informing the 2023 market-value input; displayed series and growth include calculations: Reports FY2023 aviation original-equipment revenue of xx.xx and aftermarket revenue of xx.xx; supports the modeled recovery direction. ([www-live.smiths.com](https://www-live.smiths.com/media/phjp1j44/smiths-annual-report-2023.pdf))
7. Smiths Group PLC - Annual Report FY2022
   · Evidence informing the 2021 market-value input; displayed series and growth include calculations: Reports FY2021 aviation revenue of xx.xx, providing a historical purchasing-cycle reference rather than a global observation. ([www-live.smiths.com](https://www-live.smiths.com/media/xjvdpblr/smiths-annual-report-2022-report.pdf))
   · Evidence informing the 2022 market-value input; displayed series and growth include calculations: Reports FY2022 aviation revenue of xx.xx and continued weakness in aviation original equipment; supports a delayed capital-spending trough. ([www-live.smiths.com](https://www-live.smiths.com/media/xjvdpblr/smiths-annual-report-2022-report.pdf))
8. Smiths Group PLC - Annual Results for the Year Ended 31 July 2019
   · Evidence informing the 2018 market-value input; displayed series and growth include calculations: Reports FY2018 aviation revenue of xx.xx, supplying the historical comparison underlying the backcast. ([smiths.com](https://www.smiths.com/media/u4wla1bw/smiths-group-plc-annual-results-2019-press-release.pdf))
   · Evidence informing the 2019 market-value input; displayed series and growth include calculations: Reports FY2019 aviation revenue of xx.xx and customer delivery deferrals, qualifying a traffic-only growth model. ([smiths.com](https://www.smiths.com/media/u4wla1bw/smiths-group-plc-annual-results-2019-press-release.pdf))
   · Evidence informing the 2020 market-value input; displayed series and growth include calculations: Identifies deliveries deferred into FY2020; supports the possibility of backlog-supported spending despite a contemporaneous traffic shock, not the exact modeled growth rate. ([smiths.com](https://www.smiths.com/media/u4wla1bw/smiths-group-plc-annual-results-2019-press-release.pdf))

9. ACI World - The High-Wire Balancing Act: Global Air Transport Demand in 2018 and 2019
   · Evidence informing the 2017 market-value input; displayed series and growth include calculations: Reports xx.xx airport passengers and xx.xx% growth in 2018; the growth observation informs the 2017 backcast bridge. ([blog.aci.aero](https://blog.aci.aero/airport-economics/the-high-wire-balancing-act-global-air-transport-demand-in-2018-and-2019/))
   · Evidence informing the 2018 market-value input; displayed series and growth include calculations: Provides the observed 2018 traffic-growth reference, not an equipment-market growth observation. ([blog.aci.aero](https://blog.aci.aero/airport-economics/the-high-wire-balancing-act-global-air-transport-demand-in-2018-and-2019/))
10. ICAO A42-WP/556 - State of the Industry and Outlook for Airport Traffic, Presented by ACI
   · Evidence informing the 2020 market-value input; displayed series and growth include calculations: Records the collapse from xx.xx airport passengers in 2019 to xx.xx in 2020; constrains the shock and funding-risk interpretation. ([icao.int](https://www.icao.int/sites/default/files/Meetings/a42/Documents/WP/wp_556_en.pdf))
   · Evidence informing the 2021 market-value input; displayed series and growth include calculations: Reports xx.xx airport passengers in 2021, supporting a prolonged funding and activity shock. ([icao.int](https://www.icao.int/sites/default/files/Meetings/a42/Documents/WP/wp_556_en.pdf))
   · Evidence informing the 2023 market-value input; displayed series and growth include calculations: Reports xx.xx airport passengers in 2023; traffic recovery is distinguished from equipment purchasing. ([icao.int](https://www.icao.int/sites/default/files/Meetings/a42/Documents/WP/wp_556_en.pdf))
   · Evidence informing the 2024 market-value input; displayed series and growth include calculations: Reports xx.xx airport passengers in 2024, providing a demand recovery cross-check. ([icao.int](https://www.icao.int/sites/default/files/Meetings/a42/Documents/WP/wp_556_en.pdf))
11. Port of Seattle - Baggage Handling System Optimization
   · Evidence informing the 2029 market-value input; displayed series and growth include calculations: Seattle plans to consolidate six baggage-screening systems, increase supported passenger capacity, and reduce screening-machine demand. Supports integration spending without one-for-one detector growth. ([portseattle.org](https://www.portseattle.org/projects/baggage-handling-system-optimization))
   · Evidence informing the 2032 market-value input; displayed series and growth include calculations: The consolidation example constrains equipment-volume assumptions; its whole baggage-handling project value is excluded from market sizing. ([portseattle.org](https://www.portseattle.org/projects/baggage-handling-system-optimization))
   · Evidence informing the 2040 market-value input; displayed series and growth include calculations: Provides a commercial counterexample to extrapolating passenger growth directly into machine counts throughout the long-range forecast. ([portseattle.org](https://www.portseattle.org/projects/baggage-handling-system-optimization))
12. Smiths Group PLC - Half Year Results for the Six Months Ended 31 January 2026
   · Evidence informing the 2026 market-value input; displayed series and growth include calculations: Reports xx.xx% organic growth for Smiths Detection in HY2026, with aviation checkpoint upgrades contributing. Supports a positive 2026 nowcast, not a directly observed global growth rate. ([www-live.smiths.com](https://www-live.smiths.com/media/villk35h/smiths-hy26-results-press-release.pdf))

13. ACI World - Biannual global air travel demand update, 30 September 2025
    - Evidence informing base-year allocation inputs; displayed values and growth are calculated: Regional traffic-scale input; geographic rebasing and spending intensities are modeled.
    - Evidence informing forecast-year allocation inputs; displayed values and growth are calculated: Regional traffic-scale input; geographic rebasing and spending intensities are modeled.
    - Evidence informing base-year allocation inputs; displayed values and growth are calculated: Regional traffic-scale input; Mexico is reassigned to its captured North American parent.
    - Evidence informing forecast-year allocation inputs; displayed values and growth are calculated: Regional traffic-scale input; Mexico is reassigned to its captured North American parent.
    - Evidence informing base-year allocation inputs; displayed values and growth are calculated: Regional traffic-scale input; source membership differs from the captured hierarchy.
    - Evidence informing forecast-year allocation inputs; displayed values and growth are calculated: Regional traffic-scale input; source membership differs from the captured hierarchy.
    - Evidence informing base-year allocation inputs; displayed values and growth are calculated: Regional traffic-scale input before the modeled Turkey and Israel bridge.
    - Evidence informing forecast-year allocation inputs; displayed values and growth are calculated: Regional traffic-scale input before the modeled Turkey and Israel bridge.
    - Evidence informing base-year allocation inputs; displayed values and growth are calculated: The xx.xx-million 2025 traffic estimate constrains the regional demand proxy, not equipment spending.
    - Evidence informing forecast-year allocation inputs; displayed values and growth are calculated: The xx.xx-million 2025 traffic estimate constrains the regional demand proxy, not equipment spending.
    - Evidence informing base-year allocation inputs; displayed values and growth are calculated: The xx.xx-billion 2025 traffic estimate constrains regional scale; forecast purchasing convergence is assumed.
    - Evidence informing forecast-year allocation inputs; displayed values and growth are calculated: The xx.xx-billion 2025 traffic estimate constrains regional scale; forecast purchasing convergence is assumed.
14. CATSA - 2025 Annual Report, Management's Discussion and Analysis
    - Evidence informing base-year allocation inputs; displayed values and growth are calculated: C$xx.xx EDS capital expenditure constrains the Canadian expenditure calibration; baggage attribution is modeled.
    - Evidence informing forecast-year allocation inputs; displayed values and growth are calculated: C$xx.xx EDS capital expenditure constrains the Canadian expenditure calibration; baggage attribution is modeled.
    - Evidence informing base-year allocation inputs; displayed values and growth are calculated: Buyer-spending calibration supports a premium regional equipment/support intensity, not an observed regional share.
    - Evidence informing forecast-year allocation inputs; displayed values and growth are calculated: Buyer-spending calibration supports a premium regional equipment/support intensity, not an observed regional share.
15. Leidos - Leidos wins TSA logistics contract, 23 January 2025
    - Evidence informing base-year allocation inputs; displayed values and growth are calculated: The eight-year, USD xx.xx maximum sustainment award covers xx.xx units at over xx.xx locations; scope and realization adjustments are modeled.
    - Evidence informing forecast-year allocation inputs; displayed values and growth are calculated: The eight-year, USD xx.xx maximum sustainment award covers xx.xx units at over xx.xx locations; scope and realization adjustments are modeled.
    - Evidence informing base-year allocation inputs; displayed values and growth are calculated: Supports recurring-support scale and manufacturer-coordination constraints, not unrestricted service access.
    - Evidence informing forecast-year allocation inputs; displayed values and growth are calculated: Supports recurring-support scale and manufacturer-coordination constraints, not unrestricted service access.

16. ACI-LAC - Air Traffic in Latin America and the Caribbean Maintains Growth Trajectory with a 5% Increase in 2025
    - Evidence informing base-year allocation inputs; displayed values and growth are calculated: Brazil's xx.xx-million airport-traffic aggregate constrains its demand scale; equipment intensity remains modeled.
    - Evidence informing forecast-year allocation inputs; displayed values and growth are calculated: Brazil's xx.xx-million airport-traffic aggregate constrains its demand scale; equipment intensity remains modeled.
    - Evidence informing base-year allocation inputs; displayed values and growth are calculated: Regional traffic evidence constrains the common country model while leaving uncatalogued activity.
    - Evidence informing forecast-year allocation inputs; displayed values and growth are calculated: Regional traffic evidence constrains the common country model while leaving uncatalogued activity.
17. Eurostat - Air passenger transport statistics, December 2025, Table 1: 2024 country traffic
    - Evidence informing base-year allocation inputs; displayed values and growth are calculated: Traffic primitive.
    - Evidence informing forecast-year allocation inputs; displayed values and growth are calculated: Traffic primitive.
18. Eurostat - Air passenger transport: data by month
    - Evidence informing base-year allocation inputs; displayed values and growth are calculated: Interim country changes inform assumed 2025 bridges; domestic endpoint and expenditure adjustments remain modeled.
    - Evidence informing forecast-year allocation inputs; displayed values and growth are calculated: Interim country changes inform assumed 2025 bridges; domestic endpoint and expenditure adjustments remain modeled.
19. ACI EUROPE - 2025 all about traffic resilience as Europe's airports welcomed an additional 100 million passengers
    - Evidence informing base-year allocation inputs; displayed values and growth are calculated: Country growth heterogeneity constrains the shared European purchasing model.
    - Evidence informing forecast-year allocation inputs; displayed values and growth are calculated: Country growth heterogeneity constrains the shared European purchasing model.
    - Evidence informing base-year allocation inputs; displayed values and growth are calculated: Published Russian weakness constrains, rather than validates, its working scale.
    - Evidence informing forecast-year allocation inputs; displayed values and growth are calculated: Published Russian weakness constrains, rather than validates, its working scale.
    - Evidence informing base-year allocation inputs; displayed values and growth are calculated: Annual growth input to the 2025 bridge.
    - Evidence informing forecast-year allocation inputs; displayed values and growth are calculated: Annual growth input to the 2025 bridge.
20. UK Civil Aviation Authority - UK aviation officially breaks records with over 300m passenger journeys in 2025
    - Evidence informing base-year allocation inputs; displayed values and growth are calculated: The xx.xx-million UK-and-Crown-Dependency headline constrains the modeled UK country traffic bridge.
    - Evidence informing forecast-year allocation inputs; displayed values and growth are calculated: The xx.xx-million UK-and-Crown-Dependency headline constrains the modeled UK country traffic bridge.

21. Fraport - AI for Monitoring Aviation Security, 22 January 2026
    - Evidence informing base-year allocation inputs; displayed values and growth are calculated: Over xx.xx CT scanners and approximately EUR xx.xx cumulative checkpoint investment support a premium installed-mix premise, not annual national revenue.
    - Evidence informing forecast-year allocation inputs; displayed values and growth are calculated: Over xx.xx CT scanners and approximately EUR xx.xx cumulative checkpoint investment support a premium installed-mix premise, not annual national revenue.
    - Evidence informing base-year allocation inputs; displayed values and growth are calculated: Quantified national deployment provides an independent test of heterogeneous European modernization.
    - Evidence informing forecast-year allocation inputs; displayed values and growth are calculated: Quantified national deployment provides an independent test of heterogeneous European modernization.
    - Evidence informing forecast-year allocation inputs; displayed values and growth are calculated: On January xx.xx 2026, Fraport announced regular APIDS software operation on more than xx.xx existing Smiths CT scanners. This independently supports retained-system enhancement at one buyer, not global penetration or realized license revenue.
22. ECAC - Common Evaluation Process of security equipment
    - Evidence informing base-year allocation inputs; displayed values and growth are calculated: Evaluation is not national approval; no uniform cross-country market-access premium is assumed.
    - Evidence informing forecast-year allocation inputs; displayed values and growth are calculated: Evaluation is not national approval; no uniform cross-country market-access premium is assumed.
23. DHMİ - Havayolunda Cumhuriyet Tarihinin Rekoru, 9 January 2026
    - Evidence informing base-year allocation inputs; displayed values and growth are calculated: Supports the traffic rebasing into the captured Middle Eastern parent.
    - Evidence informing forecast-year allocation inputs; displayed values and growth are calculated: Supports the traffic rebasing into the captured Middle Eastern parent.
24. Smiths Detection - DAEP checkpoint screening contract for Dubai International Airport, 7 May 2025
    - Evidence informing base-year allocation inputs; displayed values and growth are calculated: Purchaser-specific award evidence supports a bounded premium-mix premise, not a GCC-wide allocation.
    - Evidence informing forecast-year allocation inputs; displayed values and growth are calculated: Purchaser-specific award evidence supports a bounded premium-mix premise, not a GCC-wide allocation.
25. Airports Company South Africa - Airport statistics
    - Evidence informing base-year allocation inputs; displayed values and growth are calculated: Provides an operating-network commercial anchor for the regional installed-base premise.
    - Evidence informing forecast-year allocation inputs; displayed values and growth are calculated: Provides an operating-network commercial anchor for the regional installed-base premise.
26. CAAC - 2025 Civil Aviation Industry Development Statistical Bulletin, 17 April 2026
    - Evidence informing base-year allocation inputs; displayed values and growth are calculated: Reports xx.xx mainland airport movements and xx.xx transport airports in 2025; the Hong Kong/Macao extension is modeled.
    - Evidence informing forecast-year allocation inputs; displayed values and growth are calculated: Reports xx.xx mainland airport movements and xx.xx transport airports in 2025; the Hong Kong/Macao extension is modeled.
    - Evidence informing base-year allocation inputs; displayed values and growth are calculated: Large-market traffic and airport-network scale constrain the regional demand model.
    - Evidence informing forecast-year allocation inputs; displayed values and growth are calculated: Large-market traffic and airport-network scale constrain the regional demand model.

27. Sydney Airport - Traffic and Operational Performance Q4 2025
    - Evidence informing base-year allocation inputs; displayed values and growth are calculated: Sydney's xx.xx-million traffic and staged xx.xx-lane/six-of-seven-lane deployment constrain national scale and modernization assumptions.
    - Evidence informing forecast-year allocation inputs; displayed values and growth are calculated: Sydney's xx.xx-million traffic and staged xx.xx-lane/six-of-seven-lane deployment constrain national scale and modernization assumptions.
    - Evidence informing base-year allocation inputs; displayed values and growth are calculated: Quantified staged deployment supports regional heterogeneity, not a common modernization timetable.
    - Evidence informing forecast-year allocation inputs; displayed values and growth are calculated: Quantified staged deployment supports regional heterogeneity, not a common modernization timetable.
28. U.S. Senator Michael Bennet - SAFEGUARDS Act announcement, 23 July 2025
    - Evidence informing base-year allocation inputs; displayed values and growth are calculated: The xx.xx-airport and xx.xx-lane national footprint constrains minimum network support; proposed funding is not counted as realized revenue.
    - Evidence informing forecast-year allocation inputs; displayed values and growth are calculated: The xx.xx-airport and xx.xx-lane national footprint constrains minimum network support; proposed funding is not counted as realized revenue.
29. iCMORE - Smiths Detection
    - Evidence informing forecast-year allocation inputs; displayed values and growth are calculated: The current commercial offering describes a software-upgrade path while qualifying additional hardware requirements by machine type and age. This constrains forecast eligibility assumptions; product availability does not measure adoption or revenue.

16. Airport Baggage Screening Systems Market, by Region

Asia-Pacific presents different delivery and support conditions rather than a single modernization timetable. Sydney Airport's Q4 2025 disclosure distinguished completed international-terminal screening work from partial deployment elsewhere. ■■■■■■■■■■■ ■■■■■■ ■■■■■■■■■ ■■■■■■■■■■■ ■ ■■■■■■■■ ■■■■■■■■■■ ■■■ ■■■■■■■■ ■■■■■■ ■■ ■■■■■■■■■■ ■■■■■■ ■■ ■■■■■■■■■■ ■■■■■ ■■■■■ ■■■■■■■■ ■■■■■■■ ■■■■■■■■■ ■■■■■■■■■■ ■■■■■■■■■■■ ■■■■■■■■■■ ■■■■■■■ ■■■■■■■■ ■■■■ ■■■■■■■■■■■■■ ■■■■■■■■■■ ■■■■■■■■■■■■ ■■■■■ ■■■■■■ ■■■■■■ ■■■ ■■■■■■■■■■■ ■■■■■■■■■■ ■■■■■ ■■■■■■■■ ■■■■■■■ ■■■■■■■ ■■■■■■■■ ■■■■■■■■■■■ ■■■■■■■■■■ ■■■■■■■■■■ ■■■■■■■■ ■■ ■■■■■■■ ■■■■■■■■ ■■■■■■■■■■ ■■■■■■■■■■■■■

North America offers evidenced agency-led equipment and sustainment routes, but eligibility and support remain separate. Leidos' January 2025 TSA award involved coordination with equipment manufacturers; Canada's CATSA procurement policy separately requires Transport Canada approval before equipment enters mandated service. ■ ■■■■■■■ ■■■■■■■ ■■■■■■■ ■■■■■■■■■ ■■■ ■■■■■■■■■■■■ ■■■■■■■■■■■■ ■■■ ■■■■■■■■■■ ■■■■■■■■■■■■■■■■ ■■■■■■■ ■■■■ ■■■■■■■ ■■■■ ■■■■■■■■■ ■■■■■■■■■■ ■■■■■■■ ■■■■■■■■■■■ ■■■■■■■ ■■■■■ ■■■■■■■ ■■■■■■ ■■■ ■■■■■■■■ ■■■■■■■■■■■■ ■■ ■■■ ■■■■■■■■■ ■■■■■■■■ ■■■■■■■■■■ ■■■■■■■■■■■■■

Latin America's purchasing structure should not be inferred from an airport's name alone. Brazil's published 2025 RBAC xx.xx text assigns aerodrome operators responsibility for providing physical resources that enable air carriers to screen international checked baggage. ■■■ ■■■■ ■■■■■■■■■■ ■■■■■■■■■■■ ■■■■■■■■■ ■■■■ ■■■■■■■■■ ■■ ■■■■■■■■ ■■■■■■■■■■ ■■■■■■■■■ ■■■■■■■■■■■ ■■■ ■■■ ■■■■■■■■■ ■■■■■■■■■■■■■■■■■■ ■■■■ ■■■■■■■■ ■■■■■■■■■■■ ■■■■■■■■■■ ■■■■■■■■■■■ ■■■ ■■ ■■■■■■■■■■ ■■■■ ■■■ ■■■■■■■■ ■■ ■■■■■■■■ ■■■■■■■■■■ ■■■■■ ■■■ ■■■■■■ ■■■■■■■■■■ ■■■■■■■ ■■■ ■■■■■■■■■ ■■■■■■■■■■ ■■ ■■■ ■ ■■■■■■■■■■■ ■■■■■

Europe offers a reusable evaluation framework without eliminating national access decisions. ECAC identifies evaluated configurations and states that national authorities retain approval responsibility. ■■■■■■■■■ ■■■ ■■■■■■■■■ ■■■■■■■■ ■■■■■■■■■■■■ ■■■■■■■■■■■■ ■■■■■■ ■■■ ■■■■■■■■■ ■■■■■■■■■ ■■■ ■■■■■■ ■■■■■■■■ ■■■■■■■■■■■■■■■ ■■■■■■■■ ■■■ ■■■■■■■■■■■ ■■■■■■■■ ■■■■■■ ■■■■■■■■■■ ■■ ■■■■■■■■■ ■■■■■■■■■■ ■■■■■■■■ ■■■ ■■■■■■■■■■■ ■■■■■■■■■■■■ ■■ ■■■■ ■■■ ■■■■ ■■■■■ ■■■■■■■■■■■■ ■■■■■■■■■■■■ ■■■■■■■■■■■■ ■■■■■■■ ■■■■■■■■

In the Middle East, the engineering purchaser can be a more relevant entry point than the passenger-facing airport brand. ■■■■■■ ■■■■■■■■■■■ ■■■ ■■■■ ■■■■■■■■■■■■ ■■■■■■■■■■ ■■■■■ ■■■■■■■■ ■■■■■■■■■■■ ■■■■■■■■ ■■ ■■■ ■■■■■■■■■■■ ■■■■■ ■■■ ■■■■■■■■■■■ ■■■■■■■■■■ ■■ ■■■■■ ■■■■■■■■■■■■■ ■■■■■■■■ ■■■■■■■■■ ■■■■■■ ■■■■■■■■■ ■■■ ■■■■■■■■ ■■■■■■■■ ■■■ ■■■ ■■■■■■■■■■■ ■■■■■■■■■■ ■■■■■■■■■■■■■■■■ ■■■■■■ ■■■■■■■■■ ■■■■■■■■ ■■■■■■■■■■■■■ ■■ ■■ ■■■■ ■■■■■■■■■ ■■■■■■■■■■■■ The announcement establishes an award, not completed deployment or a GCC-wide purchasing arrangement.

Africa's AFI SECFAL Plan establishes coordinated aviation-security implementation, but does not settle a particular airport's equipment purchase or support arrangement. ▪▪▪▪▪▪▪▪ ▪▪▪▪▪▪▪ ▪▪▪▪▪▪▪▪▪▪▪▪ ▪▪ ▪▪▪▪▪▪▪▪ ▪▪▪▪▪▪▪▪▪▪▪▪ ▪▪ ▪▪▪▪▪▪ ▪▪▪▪▪▪▪ ▪▪▪▪▪▪ ▪▪▪▪▪▪▪▪▪ ▪▪▪▪▪▪ ▪▪▪ ▪ ▪▪▪▪▪ ▪▪▪▪▪▪▪▪▪▪▪▪▪▪▪▪ ▪▪▪▪▪▪ ▪▪▪▪ ▪▪▪▪▪▪▪▪ ▪▪▪▪▪▪▪ ▪▪▪▪▪▪▪▪▪▪ ▪▪ ▪ ▪▪▪▪▪▪ ▪▪▪▪▪▪▪▪▪▪▪▪ ▪▪▪▪▪▪ ▪▪▪▪▪▪▪▪▪▪▪▪ ▪▪▪▪▪▪▪▪▪▪ ▪▪▪▪▪▪▪▪▪ ▪▪▪ ▪▪▪▪▪▪▪▪▪▪▪ ▪▪▪▪▪▪▪▪▪▪▪▪▪ ▪▪▪▪▪▪▪▪▪▪▪▪▪ National implementation and an actual purchasing record are more defensible commitment triggers than a continent-wide policy program.

Figure 26. Global Airport Baggage Screening Systems Market, by Region: Market share evolution, 2025-2032

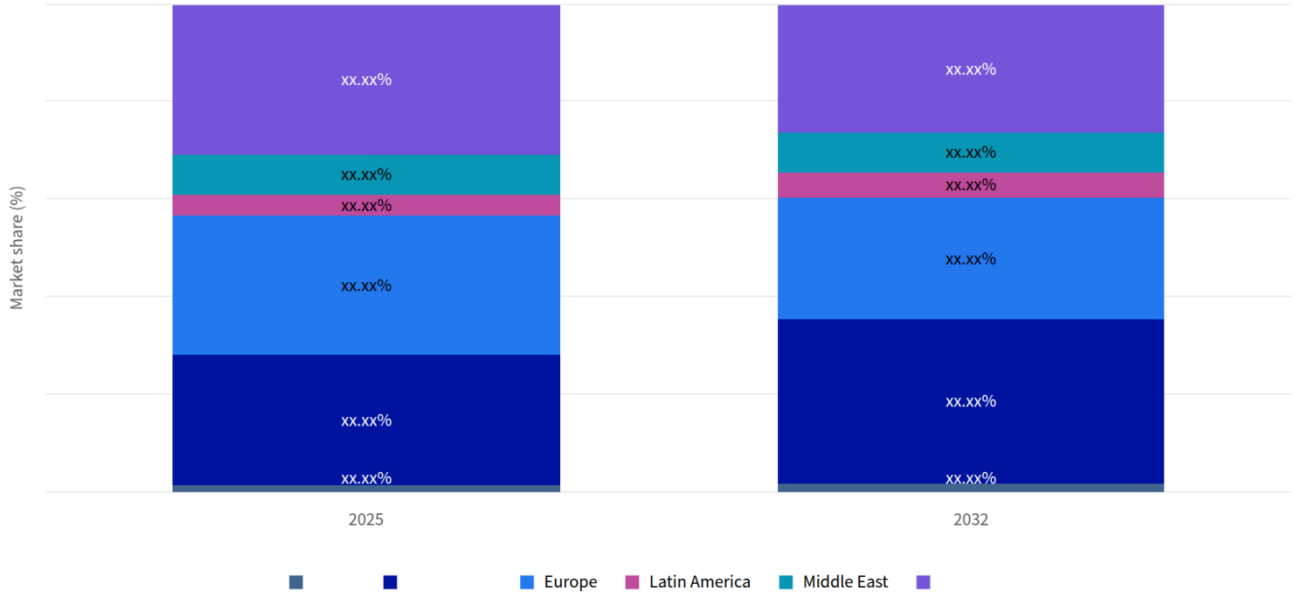

Figure 27. Global Airport Baggage Screening Systems Market, by Region: Market size by category, 2025

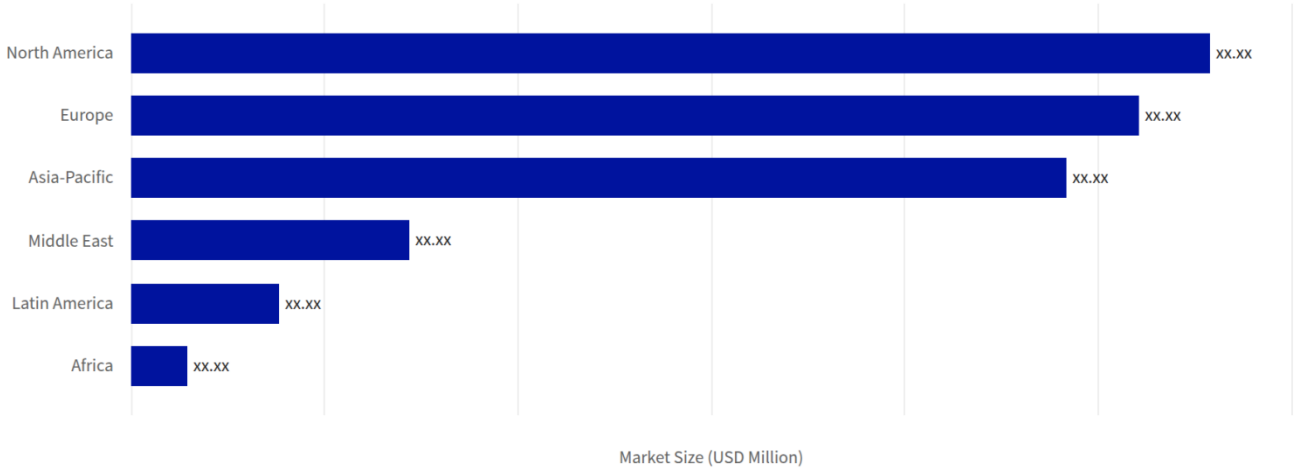

Figure 28. Global Airport Baggage Screening Systems Market, Regional growth by Offering, 2025-2032 (CAGR %)

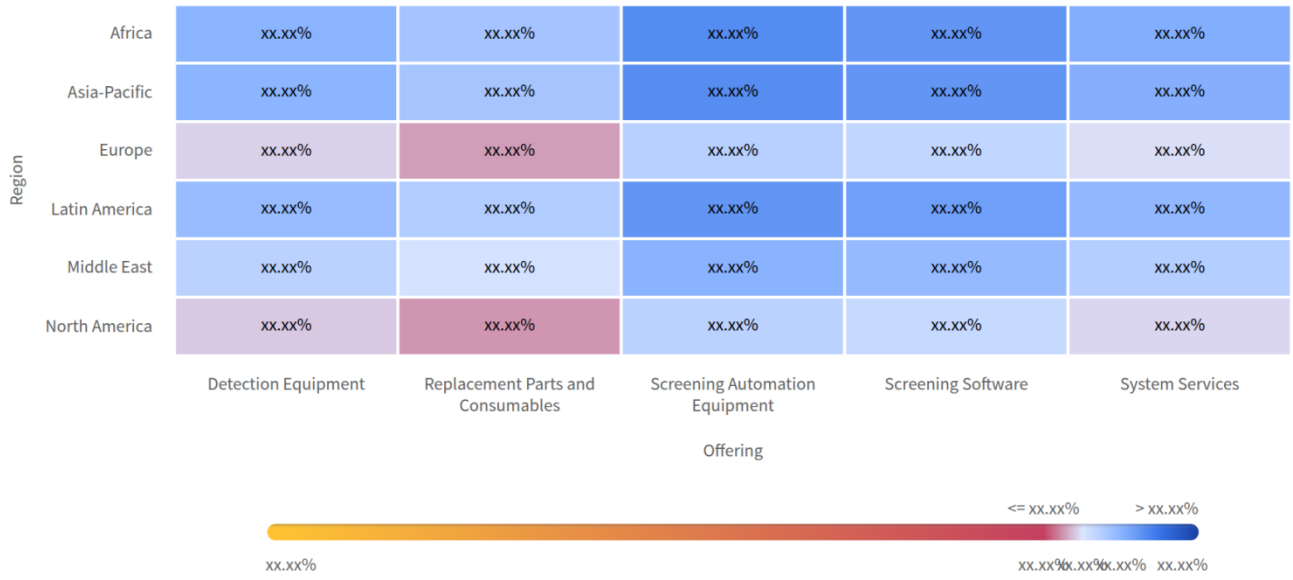

Table 211. Global Airport Baggage Screening Systems Market, by Region growth contribution, 2025-2032

Category	2025 value (USD Million)	2032 value (USD Million)	Added value (USD Million)	2025 share (%)	2032 share (%)	Change (pp)	Growth share (%)	CAGR (%)
Africa	xx.xx	xx.xx	xx.xx	xx.xx	xx.xx	xx.xx	xx.xx	xx.xx
Asia-Pacific	xx.xx	xx.xx	xx.xx	xx.xx	xx.xx	xx.xx	xx.xx	xx.xx
Europe	xx.xx	xx.xx	xx.xx	xx.xx	xx.xx	xx.xx	xx.xx	xx.xx
Latin America	xx.xx	xx.xx	xx.xx	xx.xx	xx.xx	xx.xx	xx.xx	xx.xx
Middle East	xx.xx	xx.xx	xx.xx	xx.xx	xx.xx	xx.xx	xx.xx	xx.xx
North America	xx.xx	xx.xx	xx.xx	xx.xx	xx.xx	xx.xx	xx.xx	xx.xx
Scope total	**xx.xx**	**xx.xx**	**xx.xx**	**xx.xx**	**xx.xx**	**xx.xx**	**xx.xx**	**xx.xx**

Table 212. Global Airport Baggage Screening Systems Market Size, by Region, 2017-2040 (USD Million)

Region	2017	2024	2025	2026	2027	2032	2040	CAGR (%)
Africa	xx.xx	xx.xx	xx.xx	xx.xx	xx.xx	xx.xx	xx.xx	xx.xx
Asia-Pacific	xx.xx	xx.xx	xx.xx	xx.xx	xx.xx	xx.xx	xx.xx	xx.xx
Europe	xx.xx	xx.xx	xx.xx	xx.xx	xx.xx	xx.xx	xx.xx	xx.xx
Latin America	xx.xx	xx.xx	xx.xx	xx.xx	xx.xx	xx.xx	xx.xx	xx.xx
Middle East	xx.xx	xx.xx	xx.xx	xx.xx	xx.xx	xx.xx	xx.xx	xx.xx
North America	xx.xx	xx.xx	xx.xx	xx.xx	xx.xx	xx.xx	xx.xx	xx.xx
Total	**xx.xx**	**xx.xx**	**xx.xx**	**xx.xx**	**xx.xx**	**xx.xx**	**xx.xx**	**xx.xx**

Sources & Evidence

1. Leidos wins TSA logistics contract

   · The January xx.xx 2025 TSA sustainment award announcement assigns manufacturer coordination and maintenance responsibilities to Leidos. ([investors.leidos.com](https://investors.leidos.com/news-releases/news-release-details/leidos-wins-tsa-logistics-contract))

2. Sydney Airport Traffic and Operational Performance Q4 2025

   · Sydney's Q4 2025 report distinguishes completed international-terminal screening work from partial deployment at another terminal. It is a historical staging example, not subsequent completion evidence. ([sydneyairport.com.au](https://www.sydneyairport.com.au/corporate/media/corporate-newsroom/sydney-airport-traffic-and-operational-performance-q4-2025))

3. Procurement and Contracting Policy - CATSA

   · CATSA's procurement policy requires Transport Canada approval before equipment enters mandated service. ([catsa-acsta.gc.ca](https://www.catsa-acsta.gc.ca/en/publications/procurement-and-contracting-policy))

4. ECAC Common Evaluation Process (CEP) of security equipment

   · ECAC publishes configuration-based evaluation information and states that evaluation does not constitute ECAC approval or certification; national authorities retain that responsibility. ([ecac-ceac.org](https://www.ecac-ceac.org/activities/security/common-evaluation-process-cep-of-security-equipment))

   · Evidence informing base-year allocation inputs; displayed values and growth are calculated: Evaluation is not national approval; no uniform cross-country market-access premium is assumed.

   · Evidence informing forecast-year allocation inputs; displayed values and growth are calculated: Evaluation is not national approval; no uniform cross-country market-access premium is assumed.

5. Smiths Detection Inaugurates State-of-the-Art Global Customer Experience and Training Centre in India, Advancing AI-Powered Threat Detection and Sustainable Security

   · Smiths announced inauguration of its Gurugram customer experience and training center on September xx.xx 2025. The facility supports a documented training-access example, not regional site-service coverage. ([smithsdetection.com](https://www.smithsdetection.com/press-releases/smiths-detection-inaugurates-state-of-the-art-global-customer-experience-and-training-centre-in-india-advancing-ai-powered-threat-detection-and-sustainable-security/))

6. RBAC 107 EMD 10 - Agência Nacional de Aviação Civil ANAC

   · Brazil's published 2025 RBAC xx.xx text assigns aerodrome operators physical-resource provision enabling air carriers to conduct international checked-baggage screening. The record supports differentiated responsibilities, not budget ownership or a Latin America-wide rule. ([anac.gov.br](https://www.anac.gov.br/assuntos/legislacao/legislacao-xx.xx/rbha-e-rbac/rbac/rbac-xx.xx))

7. Smiths Detection Awarded Contract by DAEP to Provide Cutting-Edge Checkpoint Screening Technology for Dubai International Airport (DXB)

   · Smiths' May xx.xx 2025 announcement identifies Dubai Aviation Engineering Projects as the contracting party for checkpoint screening technology at Dubai International Airport. It establishes an award rather than completed deployment. ([smithsdetection.com](https://www.smithsdetection.com/press-releases/smiths-detection-awarded-contract-by-daep-to-provide-cutting-edge-checkpoint-screening-technology-for-dubai-international-airport-dxb/))

   · Evidence informing base-year allocation inputs; displayed values and growth are calculated: Purchaser-specific award evidence supports a bounded premium-mix premise, not a GCC-wide allocation.

   · Evidence informing forecast-year allocation inputs; displayed values and growth are calculated: Purchaser-specific award evidence supports a bounded premium-mix premise, not a GCC-wide allocation.

8. Comprehensive Regional Implementation Plan for Aviation Security and Facilitation in Africa (AFI SECFAL PLAN)

   · ICAO describes AFI SECFAL as a regional program to enhance sustainable aviation security and facilitation. This establishes policy coordination, not an airport equipment award or site-support entitlement. ([icao.int](https://www.icao.int/afisecfal))

9. House Report 119-173 - Department of Homeland Security Appropriations Bill, 2026

· Evidence informing the 2030 market-value input; displayed series and growth include calculations: The aging installed fleet supports replacement demand, but does not establish the forecast's realization dates or annual purchasing rate. ([govinfo.gov](https://www.govinfo.gov/content/pkg/CRPT-119hrpt173/html/CRPT-119hrpt173.htm))

10. GAO-24-106573 - DHS Annual Assessment: Most Programs Are Meeting Current Goals, but Some Continue to Face Cost and Schedule Challenges

· Evidence informing the 2026 market-value input; displayed series and growth include calculations: Reports plans for xx.xx checkpoint systems and xx.xx increment-one deployments by September 2023; supports an incomplete replacement cycle rather than universal CT adoption. ([gao.gov](https://www.gao.gov/assets/gao-xx.xx-xx.xx.pdf))

11. Global Airport Passenger Traffic Reaches Record 9.8 Billion in 2025, Airports Council International World reports

· Evidence informing the 2026 market-value input; displayed series and growth include calculations: Reports cooling passenger-growth momentum in 2026, supporting moderation of traffic-driven equipment expansion despite continuing replacement demand. ([aci.aero](https://aci.aero/2026/xx.xx/xx.xx/global-airport-passenger-traffic-reaches-record-xx.xx-xx.xx-billion-in-2025-airports-council-international-world-reports/))

· Evidence informing base-year allocation inputs; displayed values and growth are calculated: Full-year 2025 traffic weakness qualifies the mature-market expansion assumption.

· Evidence informing forecast-year allocation inputs; displayed values and growth are calculated: Full-year 2025 traffic weakness qualifies the mature-market expansion assumption.

· Evidence informing base-year allocation inputs; displayed values and growth are calculated: Full-year growth provides a regional direction check, not an equipment-share observation.

· Evidence informing forecast-year allocation inputs; displayed values and growth are calculated: Full-year growth provides a regional direction check, not an equipment-share observation.

· Evidence informing base-year allocation inputs; displayed values and growth are calculated: Full-year traffic growth constrains the regional demand premise.

· Evidence informing forecast-year allocation inputs; displayed values and growth are calculated: Full-year traffic growth constrains the regional demand premise.

· Evidence informing forecast-year allocation inputs; displayed values and growth are calculated: The reported first-half 2026 decline of xx.xx% constrains the recovery scenario.

· Evidence informing base-year allocation inputs; displayed values and growth are calculated: Reported 2025 growth provides a demand-direction check; procurement intensity remains assumed.

· Evidence informing forecast-year allocation inputs; displayed values and growth are calculated: Reported 2025 growth provides a demand-direction check; procurement intensity remains assumed.

· Evidence informing base-year allocation inputs; displayed values and growth are calculated: Reported traffic momentum supports differentiated demand, not the final modeled forecast share.

· Evidence informing forecast-year allocation inputs; displayed values and growth are calculated: Reported traffic momentum supports differentiated demand, not the final modeled forecast share.

12. Smiths Group PLC - Full Year Results for the 12 Months Ended 31 July 2025

· Evidence informing the 2024 market-value input; displayed series and growth include calculations: Discloses aviation original-equipment revenue of xx.xx and aftermarket revenue of xx.xx for FY2024; supplies historical cycle proxies. ([www-live.smiths.com](https://www-live.smiths.com/media/snqpxwkd/smiths-group-plc-annual-results-2025-press-release.pdf))

· Evidence informing the 2027 market-value input; displayed series and growth include calculations: Reports approximately xx.xx cumulative CTiX sales and continuing aviation upgrade demand; supports replacement activity, not an observed global forecast. ([www-live.smiths.com](https://www-live.smiths.com/media/snqpxwkd/smiths-group-plc-annual-results-2025-press-release.pdf))

13. Smiths Group PLC - Annual Report & Accounts FY2023
    - Evidence informing the 2022 market-value input; displayed series and growth include calculations: Reports FY2022 aviation original-equipment revenue of xx.xx, used as a dimensionless historical capital-cycle proxy. ([www-live.smiths.com](https://www-live.smiths.com/media/phjp1j44/smiths-annual-report-2023.pdf))
    - Evidence informing the 2023 market-value input; displayed series and growth include calculations: Reports FY2023 aviation original-equipment revenue of xx.xx and aftermarket revenue of xx.xx; supports the modeled recovery direction. ([www-live.smiths.com](https://www-live.smiths.com/media/phjp1j44/smiths-annual-report-2023.pdf))
14. Smiths Group PLC - Annual Report FY2022
    - Evidence informing the 2021 market-value input; displayed series and growth include calculations: Reports FY2021 aviation revenue of xx.xx, providing a historical purchasing-cycle reference rather than a global observation. ([www-live.smiths.com](https://www-live.smiths.com/media/xjvdpblr/smiths-annual-report-2022-report.pdf))
    - Evidence informing the 2022 market-value input; displayed series and growth include calculations: Reports FY2022 aviation revenue of xx.xx and continued weakness in aviation original equipment; supports a delayed capital-spending trough. ([www-live.smiths.com](https://www-live.smiths.com/media/xjvdpblr/smiths-annual-report-2022-report.pdf))
15. Smiths Group PLC - Annual Results for the Year Ended 31 July 2019
    - Evidence informing the 2018 market-value input; displayed series and growth include calculations: Reports FY2018 aviation revenue of xx.xx, supplying the historical comparison underlying the backcast. ([smiths.com](https://www.smiths.com/media/u4wla1bw/smiths-group-plc-annual-results-2019-press-release.pdf))
    - Evidence informing the 2019 market-value input; displayed series and growth include calculations: Reports FY2019 aviation revenue of xx.xx and customer delivery deferrals, qualifying a traffic-only growth model. ([smiths.com](https://www.smiths.com/media/u4wla1bw/smiths-group-plc-annual-results-2019-press-release.pdf))
    - Evidence informing the 2020 market-value input; displayed series and growth include calculations: Identifies deliveries deferred into FY2020; supports the possibility of backlog-supported spending despite a contemporaneous traffic shock, not the exact modeled growth rate. ([smiths.com](https://www.smiths.com/media/u4wla1bw/smiths-group-plc-annual-results-2019-press-release.pdf))
16. ACI World - The High-Wire Balancing Act: Global Air Transport Demand in 2018 and 2019
    - Evidence informing the 2017 market-value input; displayed series and growth include calculations: Reports xx.xx airport passengers and xx.xx% growth in 2018; the growth observation informs the 2017 backcast bridge. ([blog.aci.aero](https://blog.aci.aero/airport-economics/the-high-wire-balancing-act-global-air-transport-demand-in-2018-and-2019/))
    - Evidence informing the 2018 market-value input; displayed series and growth include calculations: Provides the observed 2018 traffic-growth reference, not an equipment-market growth observation. ([blog.aci.aero](https://blog.aci.aero/airport-economics/the-high-wire-balancing-act-global-air-transport-demand-in-2018-and-2019/))
17. ICAO A42-WP/556 - State of the Industry and Outlook for Airport Traffic, Presented by ACI
    - Evidence informing the 2020 market-value input; displayed series and growth include calculations: Records the collapse from xx.xx airport passengers in 2019 to xx.xx in 2020; constrains the shock and funding-risk interpretation. ([icao.int](https://www.icao.int/sites/default/files/Meetings/a42/Documents/WP/wp_556_en.pdf))
    - Evidence informing the 2021 market-value input; displayed series and growth include calculations: Reports xx.xx airport passengers in 2021, supporting a prolonged funding and activity shock. ([icao.int](https://www.icao.int/sites/default/files/Meetings/a42/Documents/WP/wp_556_en.pdf))
    - Evidence informing the 2023 market-value input; displayed series and growth include calculations: Reports xx.xx airport passengers in 2023; traffic recovery is distinguished from equipment purchasing. ([icao.int](https://www.icao.int/sites/default/files/Meetings/a42/Documents/WP/wp_556_en.pdf))
    - Evidence informing the 2024 market-value input; displayed series and growth include calculations: Reports xx.xx airport passengers in 2024, providing a demand recovery cross-check. ([icao.int](https://www.icao.int/sites/default/files/Meetings/a42/Documents/WP/wp_556_en.pdf))

18. Port of Seattle - Baggage Handling System Optimization
    - Evidence informing the 2029 market-value input; displayed series and growth include calculations: Seattle plans to consolidate six baggage-screening systems, increase supported passenger capacity, and reduce screening-machine demand. Supports integration spending without one-for-one detector growth. ([portseattle.org](https://www.portseattle.org/projects/baggage-handling-system-optimization))
    - Evidence informing the 2032 market-value input; displayed series and growth include calculations: The consolidation example constrains equipment-volume assumptions; its whole baggage-handling project value is excluded from market sizing. ([portseattle.org](https://www.portseattle.org/projects/baggage-handling-system-optimization))
    - Evidence informing the 2040 market-value input; displayed series and growth include calculations: Provides a commercial counterexample to extrapolating passenger growth directly into machine counts throughout the long-range forecast. ([portseattle.org](https://www.portseattle.org/projects/baggage-handling-system-optimization))
19. Smiths Group PLC - Half Year Results for the Six Months Ended 31 January 2026
    - Evidence informing the 2026 market-value input; displayed series and growth include calculations: Reports xx.xx% organic growth for Smiths Detection in HY2026, with aviation checkpoint upgrades contributing. Supports a positive 2026 nowcast, not a directly observed global growth rate. ([www-live.smiths.com](https://www-live.smiths.com/media/villk35h/smiths-hy26-results-press-release.pdf))
20. ACI World - Biannual global air travel demand update, 30 September 2025
    - Evidence informing base-year allocation inputs; displayed values and growth are calculated: Regional traffic-scale input; geographic rebasing and spending intensities are modeled.
    - Evidence informing forecast-year allocation inputs; displayed values and growth are calculated: Regional traffic-scale input; geographic rebasing and spending intensities are modeled.
    - Evidence informing base-year allocation inputs; displayed values and growth are calculated: Regional traffic-scale input; Mexico is reassigned to its captured North American parent.
    - Evidence informing forecast-year allocation inputs; displayed values and growth are calculated: Regional traffic-scale input; Mexico is reassigned to its captured North American parent.
    - Evidence informing base-year allocation inputs; displayed values and growth are calculated: Regional traffic-scale input; source membership differs from the captured hierarchy.
    - Evidence informing forecast-year allocation inputs; displayed values and growth are calculated: Regional traffic-scale input; source membership differs from the captured hierarchy.
    - Evidence informing base-year allocation inputs; displayed values and growth are calculated: Regional traffic-scale input before the modeled Turkey and Israel bridge.
    - Evidence informing forecast-year allocation inputs; displayed values and growth are calculated: Regional traffic-scale input before the modeled Turkey and Israel bridge.
    - Evidence informing base-year allocation inputs; displayed values and growth are calculated: The xx.xx-million 2025 traffic estimate constrains the regional demand proxy, not equipment spending.
    - Evidence informing forecast-year allocation inputs; displayed values and growth are calculated: The xx.xx-million 2025 traffic estimate constrains the regional demand proxy, not equipment spending.
    - Evidence informing base-year allocation inputs; displayed values and growth are calculated: The xx.xx-billion 2025 traffic estimate constrains regional scale; forecast purchasing convergence is assumed.
    - Evidence informing forecast-year allocation inputs; displayed values and growth are calculated: The xx.xx-billion 2025 traffic estimate constrains regional scale; forecast purchasing convergence is assumed.
21. CATSA - 2025 Annual Report, Management’s Discussion and Analysis
    - Evidence informing base-year allocation inputs; displayed values and growth are calculated: Buyer-spending calibration supports a premium regional equipment/support intensity, not an observed regional share.
    - Evidence informing forecast-year allocation inputs; displayed values and growth are calculated: Buyer-spending calibration supports a premium regional equipment/support intensity, not an observed regional share.

22. Leidos - Leidos wins TSA logistics contract, 23 January 2025
    - Evidence informing base-year allocation inputs; displayed values and growth are calculated: Supports recurring-support scale and manufacturer-coordination constraints, not unrestricted service access.
    - Evidence informing forecast-year allocation inputs; displayed values and growth are calculated: Supports recurring-support scale and manufacturer-coordination constraints, not unrestricted service access.
23. ACI-LAC - Air Traffic in Latin America and the Caribbean Maintains Growth Trajectory with a 5% Increase in 2025
    - Evidence informing base-year allocation inputs; displayed values and growth are calculated: Regional traffic evidence constrains the common country model while leaving uncatalogued activity.
    - Evidence informing forecast-year allocation inputs; displayed values and growth are calculated: Regional traffic evidence constrains the common country model while leaving uncatalogued activity.
24. Eurostat - Air passenger transport: data by month
    - Evidence informing base-year allocation inputs; displayed values and growth are calculated: Interim country changes inform assumed 2025 bridges; domestic endpoint and expenditure adjustments remain modeled.
    - Evidence informing forecast-year allocation inputs; displayed values and growth are calculated: Interim country changes inform assumed 2025 bridges; domestic endpoint and expenditure adjustments remain modeled.
25. ACI EUROPE - 2025 all about traffic resilience as Europe's airports welcomed an additional 100 million passengers
    - Evidence informing base-year allocation inputs; displayed values and growth are calculated: Country growth heterogeneity constrains the shared European purchasing model.
    - Evidence informing forecast-year allocation inputs; displayed values and growth are calculated: Country growth heterogeneity constrains the shared European purchasing model.
26. Fraport - AI for Monitoring Aviation Security, 22 January 2026
    - Evidence informing base-year allocation inputs; displayed values and growth are calculated: Quantified national deployment provides an independent test of heterogeneous European modernization.
    - Evidence informing forecast-year allocation inputs; displayed values and growth are calculated: Quantified national deployment provides an independent test of heterogeneous European modernization.
27. DHMİ - Havayolunda Cumhuriyet Tarihinin Rekoru, 9 January 2026
    - Evidence informing base-year allocation inputs; displayed values and growth are calculated: Supports the traffic rebasing into the captured Middle Eastern parent.
    - Evidence informing forecast-year allocation inputs; displayed values and growth are calculated: Supports the traffic rebasing into the captured Middle Eastern parent.
28. Airports Company South Africa - Airport statistics
    - Evidence informing base-year allocation inputs; displayed values and growth are calculated: Provides an operating-network commercial anchor for the regional installed-base premise.
    - Evidence informing forecast-year allocation inputs; displayed values and growth are calculated: Provides an operating-network commercial anchor for the regional installed-base premise.
29. CAAC - 2025 Civil Aviation Industry Development Statistical Bulletin, 17 April 2026
    - Evidence informing base-year allocation inputs; displayed values and growth are calculated: Large-market traffic and airport-network scale constrain the regional demand model.
    - Evidence informing forecast-year allocation inputs; displayed values and growth are calculated: Large-market traffic and airport-network scale constrain the regional demand model.
30. Sydney Airport - Traffic and Operational Performance Q4 2025
    - Evidence informing base-year allocation inputs; displayed values and growth are calculated: Quantified staged deployment supports regional heterogeneity, not a common modernization timetable.
    - Evidence informing forecast-year allocation inputs; displayed values and growth are calculated: Quantified staged deployment supports regional heterogeneity, not a common modernization timetable.

16.1. North America

Table 213. North America Airport Baggage Screening Systems Market, by Country growth contribution, 2025-2032

Category	2025 value (USD Million)	2032 value (USD Million)	Added value (USD Million)	2025 share (%)	2032 share (%)	Change (pp)	Growth share (%)	CAGR (%)
Canada	xx.xx	xx.xx	xx.xx	xx.xx	xx.xx	xx.xx	xx.xx	xx.xx
Mexico	xx.xx	xx.xx	xx.xx	xx.xx	xx.xx	xx.xx	xx.xx	xx.xx
Unallocated / remaining scope	xx.xx	xx.xx	xx.xx	xx.xx	xx.xx	xx.xx	xx.xx	xx.xx
United States	xx.xx	xx.xx	xx.xx	xx.xx	xx.xx	xx.xx	xx.xx	xx.xx
Scope total	**xx.xx**	**xx.xx**	**xx.xx**	**xx.xx**	**xx.xx**	**xx.xx**	**xx.xx**	**xx.xx**

Table 214. North America Airport Baggage Screening Systems Market Size, by Region, 2017-2040 (USD Million)

Region	2017	2024	2025	2026	2027	2032	2040	CAGR (%)
Canada	xx.xx	xx.xx	xx.xx	xx.xx	xx.xx	xx.xx	xx.xx	xx.xx
Mexico	xx.xx	xx.xx	xx.xx	xx.xx	xx.xx	xx.xx	xx.xx	xx.xx
United States	xx.xx	xx.xx	xx.xx	xx.xx	xx.xx	xx.xx	xx.xx	xx.xx
Total	**xx.xx**	**xx.xx**	**xx.xx**	**xx.xx**	**xx.xx**	**xx.xx**	**xx.xx**	**xx.xx**

Table 215. North America Airport Baggage Screening Systems Market Size, by Offering, 2017-2040 (USD Million)

Offering	2017	2024	2025	2026	2027	2032	2040	CAGR (%)
Detection Equipment	xx.xx	xx.xx	xx.xx	xx.xx	xx.xx	xx.xx	xx.xx	xx.xx
Replacement Parts and Consumables	xx.xx	xx.xx	xx.xx	xx.xx	xx.xx	xx.xx	xx.xx	xx.xx
Screening Automation Equipment	xx.xx	xx.xx	xx.xx	xx.xx	xx.xx	xx.xx	xx.xx	xx.xx
Screening Software	xx.xx	xx.xx	xx.xx	xx.xx	xx.xx	xx.xx	xx.xx	xx.xx
System Services	xx.xx	xx.xx	xx.xx	xx.xx	xx.xx	xx.xx	xx.xx	xx.xx
Total	**xx.xx**	**xx.xx**	**xx.xx**	**xx.xx**	**xx.xx**	**xx.xx**	**xx.xx**	**xx.xx**

Table 216. North America Airport Baggage Screening Systems Market Size, by Detection Equipment, 2017-2040 (USD Million)

Detection Equipment	2017	2024	2025	2026	2027	2032	2040	CAGR (%)
Baggage Inspection Systems	xx.xx	xx.xx	xx.xx	xx.xx	xx.xx	xx.xx	xx.xx	xx.xx
Explosive Trace Detectors	xx.xx	xx.xx	xx.xx	xx.xx	xx.xx	xx.xx	xx.xx	xx.xx
Liquid and Bulk Material Analyzers	xx.xx	xx.xx	xx.xx	xx.xx	xx.xx	xx.xx	xx.xx	xx.xx
Total	**xx.xx**	**xx.xx**	**xx.xx**	**xx.xx**	**xx.xx**	**xx.xx**	**xx.xx**	**xx.xx**

Table 217. North America Airport Baggage Screening Systems Market Size, by System Services, 2017-2040 (USD Million)

System Services	2017	2024	2025	2026	2027	2032	2040	CAGR (%)
Equipment Training Services	xx.xx	xx.xx	xx.xx	xx.xx	xx.xx	xx.xx	xx.xx	xx.xx
Installation, Integration, and Commissioning Services	xx.xx	xx.xx	xx.xx	xx.xx	xx.xx	xx.xx	xx.xx	xx.xx
Maintenance, Repair, and Technical Support	xx.xx	xx.xx	xx.xx	xx.xx	xx.xx	xx.xx	xx.xx	xx.xx
Planning and Engineering Services	xx.xx	xx.xx	xx.xx	xx.xx	xx.xx	xx.xx	xx.xx	xx.xx
Total	**xx.xx**	**xx.xx**	**xx.xx**	**xx.xx**	**xx.xx**	**xx.xx**	**xx.xx**	**xx.xx**

Table 218. North America Airport Baggage Screening Systems Market Size, by Replacement Parts and Consumables, 2017-2040 (USD Million)

Replacement Parts and Consumables	2017	2024	2025	2026	2027	2032	2040	CAGR (%)
Detection Consumables	xx.xx	xx.xx	xx.xx	xx.xx	xx.xx	xx.xx	xx.xx	xx.xx
Replacement Parts and Upgrade Kits	xx.xx	xx.xx	xx.xx	xx.xx	xx.xx	xx.xx	xx.xx	xx.xx
Total	**xx.xx**	**xx.xx**	**xx.xx**	**xx.xx**	**xx.xx**	**xx.xx**	**xx.xx**	**xx.xx**

Table 219. North America Airport Baggage Screening Systems Market Size, by Screening Automation Equipment, 2017-2040 (USD Million)

Screening Automation Equipment	2017	2024	2025	2026	2027	2032	2040	CAGR (%)
Screening Conveyors and Sortation Equipment	xx.xx	xx.xx	xx.xx	xx.xx	xx.xx	xx.xx	xx.xx	xx.xx
Screening Lanes and Tray-Return Systems	xx.xx	xx.xx	xx.xx	xx.xx	xx.xx	xx.xx	xx.xx	xx.xx
Total	**xx.xx**	**xx.xx**	**xx.xx**	**xx.xx**	**xx.xx**	**xx.xx**	**xx.xx**	**xx.xx**

Table 220. North America Airport Baggage Screening Systems Market Size, by Screening Software, 2017-2040 (USD Million)

Screening Software	2017	2024	2025	2026	2027	2032	2040	CAGR (%)
Automated Threat Detection Software	xx.xx	xx.xx	xx.xx	xx.xx	xx.xx	xx.xx	xx.xx	xx.xx
Image Review and Management Software	xx.xx	xx.xx	xx.xx	xx.xx	xx.xx	xx.xx	xx.xx	xx.xx
Screener Training and Quality Assurance Software	xx.xx	xx.xx	xx.xx	xx.xx	xx.xx	xx.xx	xx.xx	xx.xx
Screening Connectivity and Fleet Management Software	xx.xx	xx.xx	xx.xx	xx.xx	xx.xx	xx.xx	xx.xx	xx.xx
Total	**xx.xx**	**xx.xx**	**xx.xx**	**xx.xx**	**xx.xx**	**xx.xx**	**xx.xx**	**xx.xx**

Table 221. North America Airport Baggage Screening Systems Market Size, by Detection Platform, 2017-2040 (USD Million)

Detection Platform	2017	2024	2025	2026	2027	2032	2040	CAGR (%)
Chemiluminescence Detection	xx.xx	xx.xx	xx.xx	xx.xx	xx.xx	xx.xx	xx.xx	xx.xx
Dielectric and Microwave Analysis	xx.xx	xx.xx	xx.xx	xx.xx	xx.xx	xx.xx	xx.xx	xx.xx
Fluorescence Detection	xx.xx	xx.xx	xx.xx	xx.xx	xx.xx	xx.xx	xx.xx	xx.xx
Integrated Multimodal Detection	xx.xx	xx.xx	xx.xx	xx.xx	xx.xx	xx.xx	xx.xx	xx.xx
Ion Mobility Spectrometry	xx.xx	xx.xx	xx.xx	xx.xx	xx.xx	xx.xx	xx.xx	xx.xx
Magnetic Resonance	xx.xx	xx.xx	xx.xx	xx.xx	xx.xx	xx.xx	xx.xx	xx.xx
Mass Spectrometry	xx.xx	xx.xx	xx.xx	xx.xx	xx.xx	xx.xx	xx.xx	xx.xx
Projection X-Ray Imaging	xx.xx	xx.xx	xx.xx	xx.xx	xx.xx	xx.xx	xx.xx	xx.xx
Raman Spectroscopy	xx.xx	xx.xx	xx.xx	xx.xx	xx.xx	xx.xx	xx.xx	xx.xx
Thermo-Redox Detection	xx.xx	xx.xx	xx.xx	xx.xx	xx.xx	xx.xx	xx.xx	xx.xx
X-Ray Computed Tomography	xx.xx	xx.xx	xx.xx	xx.xx	xx.xx	xx.xx	xx.xx	xx.xx
X-Ray Diffraction	xx.xx	xx.xx	xx.xx	xx.xx	xx.xx	xx.xx	xx.xx	xx.xx
Others	xx.xx	xx.xx	xx.xx	xx.xx	xx.xx	xx.xx	xx.xx	xx.xx
Total	**xx.xx**	**xx.xx**	**xx.xx**	**xx.xx**	**xx.xx**	**xx.xx**	**xx.xx**	**xx.xx**

Table 222. North America Airport Baggage Screening Systems Market Size, by Projection X-Ray Imaging, 2017-2040 (USD Million)

Projection X-Ray Imaging	2017	2024	2025	2026	2027	2032	2040	CAGR (%)
Multiview X-Ray Imaging	xx.xx	xx.xx	xx.xx	xx.xx	xx.xx	xx.xx	xx.xx	xx.xx
Single-View X-Ray Imaging	xx.xx	xx.xx	xx.xx	xx.xx	xx.xx	xx.xx	xx.xx	xx.xx
Total	**xx.xx**	**xx.xx**	**xx.xx**	**xx.xx**	**xx.xx**	**xx.xx**	**xx.xx**	**xx.xx**

Table 223. North America Airport Baggage Screening Systems Market Size, by Interoperability Architecture, 2017-2040 (USD Million)

Interoperability Architecture	2017	2024	2025	2026	2027	2032	2040	CAGR (%)
Closed Proprietary Architecture	xx.xx	xx.xx	xx.xx	xx.xx	xx.xx	xx.xx	xx.xx	xx.xx
Open Standards-Based Interoperability	xx.xx	xx.xx	xx.xx	xx.xx	xx.xx	xx.xx	xx.xx	xx.xx
Vendor-Specific Integration	xx.xx	xx.xx	xx.xx	xx.xx	xx.xx	xx.xx	xx.xx	xx.xx
Total	**xx.xx**	**xx.xx**	**xx.xx**	**xx.xx**	**xx.xx**	**xx.xx**	**xx.xx**	**xx.xx**

Table 224. North America Airport Baggage Screening Systems Market Size, by Screening Application, 2017-2040 (USD Million)

Screening Application	2017	2024	2025	2026	2027	2032	2040	CAGR (%)
Customs and Border Baggage Inspection	xx.xx	xx.xx	xx.xx	xx.xx	xx.xx	xx.xx	xx.xx	xx.xx
Non-Passenger Property Screening	xx.xx	xx.xx	xx.xx	xx.xx	xx.xx	xx.xx	xx.xx	xx.xx
Passenger Cabin Baggage Screening	xx.xx	xx.xx	xx.xx	xx.xx	xx.xx	xx.xx	xx.xx	xx.xx
Passenger Checked Baggage Screening	xx.xx	xx.xx	xx.xx	xx.xx	xx.xx	xx.xx	xx.xx	xx.xx
Terminal-Entrance Baggage Screening	xx.xx	xx.xx	xx.xx	xx.xx	xx.xx	xx.xx	xx.xx	xx.xx
Total	**xx.xx**	**xx.xx**	**xx.xx**	**xx.xx**	**xx.xx**	**xx.xx**	**xx.xx**	**xx.xx**

Table 225. North America Airport Baggage Screening Systems Market Size, by Purchasing Organization, 2017-2040 (USD Million)

Purchasing Organization	2017	2024	2025	2026	2027	2032	2040	CAGR (%)
Airlines	xx.xx	xx.xx	xx.xx	xx.xx	xx.xx	xx.xx	xx.xx	xx.xx
Airport and Terminal Operators	xx.xx	xx.xx	xx.xx	xx.xx	xx.xx	xx.xx	xx.xx	xx.xx
Contract Screening Operators	xx.xx	xx.xx	xx.xx	xx.xx	xx.xx	xx.xx	xx.xx	xx.xx
Customs and Border Authorities	xx.xx	xx.xx	xx.xx	xx.xx	xx.xx	xx.xx	xx.xx	xx.xx
Public Aviation Security Agencies	xx.xx	xx.xx	xx.xx	xx.xx	xx.xx	xx.xx	xx.xx	xx.xx
Total	**xx.xx**	**xx.xx**	**xx.xx**	**xx.xx**	**xx.xx**	**xx.xx**	**xx.xx**	**xx.xx**

Table 226. North America Airport Baggage Screening Systems Market Size, by System Integration, 2017-2040 (USD Million)

System Integration	2017	2024	2025	2026	2027	2032	2040	CAGR (%)
Baggage Handling-Integrated Systems	xx.xx	xx.xx	xx.xx	xx.xx	xx.xx	xx.xx	xx.xx	xx.xx
Checkpoint Lane-Integrated Systems	xx.xx	xx.xx	xx.xx	xx.xx	xx.xx	xx.xx	xx.xx	xx.xx
Standalone Screening Systems	xx.xx	xx.xx	xx.xx	xx.xx	xx.xx	xx.xx	xx.xx	xx.xx
Total	**xx.xx**	**xx.xx**	**xx.xx**	**xx.xx**	**xx.xx**	**xx.xx**	**xx.xx**	**xx.xx**

Table 227. North America Airport Baggage Screening Systems Market Size, by Image Review Location, 2017-2040 (USD Million)

Image Review Location	2017	2024	2025	2026	2027	2032	2040	CAGR (%)
Hybrid Image Review	xx.xx	xx.xx	xx.xx	xx.xx	xx.xx	xx.xx	xx.xx	xx.xx
Local Image Review	xx.xx	xx.xx	xx.xx	xx.xx	xx.xx	xx.xx	xx.xx	xx.xx
Off-Site Remote Image Review	xx.xx	xx.xx	xx.xx	xx.xx	xx.xx	xx.xx	xx.xx	xx.xx
On-Site Remote Image Review	xx.xx	xx.xx	xx.xx	xx.xx	xx.xx	xx.xx	xx.xx	xx.xx
Others	xx.xx	xx.xx	xx.xx	xx.xx	xx.xx	xx.xx	xx.xx	xx.xx
Total	**xx.xx**	**xx.xx**	**xx.xx**	**xx.xx**	**xx.xx**	**xx.xx**	**xx.xx**	**xx.xx**

Table 228. North America Airport Baggage Screening Systems Market Size, by Procurement Channel, 2017-2040 (USD Million)

Procurement Channel	2017	2024	2025	2026	2027	2032	2040	CAGR (%)
Direct Technology Suppliers	xx.xx	xx.xx	xx.xx	xx.xx	xx.xx	xx.xx	xx.xx	xx.xx
Distributors and Resellers	xx.xx	xx.xx	xx.xx	xx.xx	xx.xx	xx.xx	xx.xx	xx.xx
Independent Technical Service Providers	xx.xx	xx.xx	xx.xx	xx.xx	xx.xx	xx.xx	xx.xx	xx.xx
Systems Integration Primes	xx.xx	xx.xx	xx.xx	xx.xx	xx.xx	xx.xx	xx.xx	xx.xx
Total	**xx.xx**	**xx.xx**	**xx.xx**	**xx.xx**	**xx.xx**	**xx.xx**	**xx.xx**	**xx.xx**

Table 229. North America Airport Baggage Screening Systems Market Size, by Investment Purpose, 2017-2040 (USD Million)

Investment Purpose	2017	2024	2025	2026	2027	2032	2040	CAGR (%)
New Installations and Capacity Expansion	xx.xx	xx.xx	xx.xx	xx.xx	xx.xx	xx.xx	xx.xx	xx.xx
Retrofits and Upgrades	xx.xx	xx.xx	xx.xx	xx.xx	xx.xx	xx.xx	xx.xx	xx.xx
System Replacement	xx.xx	xx.xx	xx.xx	xx.xx	xx.xx	xx.xx	xx.xx	xx.xx
Others	xx.xx	xx.xx	xx.xx	xx.xx	xx.xx	xx.xx	xx.xx	xx.xx
Total	**xx.xx**	**xx.xx**	**xx.xx**	**xx.xx**	**xx.xx**	**xx.xx**	**xx.xx**	**xx.xx**

Sources & Evidence

1. House Report 119-173 - Department of Homeland Security Appropriations Bill, 2026

   · Evidence informing the 2030 market-value input; displayed series and growth include calculations: The aging installed fleet supports replacement demand, but does not establish the forecast's realization dates or annual purchasing rate. ([govinfo.gov](https://www.govinfo.gov/content/pkg/CRPT-119hrpt173/html/CRPT-119hrpt173.htm))

   · Evidence informing forecast-year allocation inputs; displayed values and growth are calculated: The report identifies xx.xx end-of-life systems within a xx.xx-system checked-baggage fleet. This constrains renewal exposure, not realized annual purchasing or a verified global replacement deadline.

   · Evidence informing base-year allocation inputs; displayed values and growth are calculated: Reports a TSA checked-baggage fleet of xx.xx EDS, including xx.xx at end-of-life, and assigns purchase, installation and maintenance responsibilities to TSA. Supports agency fleet calibration and renewal pressure, not the assumed forecast uplift.

   · Evidence informing forecast-year allocation inputs; displayed values and growth are calculated: Reports a TSA checked-baggage fleet of xx.xx EDS, including xx.xx at end-of-life, and assigns purchase, installation and maintenance responsibilities to TSA. Supports agency fleet calibration and renewal pressure, not the assumed forecast uplift.

   · Evidence informing forecast-year allocation inputs; displayed values and growth are calculated: The report identifies xx.xx end-of-life EDS within a xx.xx-unit U.S. checked-baggage fleet, citing the FY2024 capital plan. The derived xx.xx% backlog constrains the aging-fleet premise, but is neither an annual turnover rate nor a funded global replacement forecast.

2. GAO-24-106573 - DHS Annual Assessment: Most Programs Are Meeting Current Goals, but Some Continue to Face Cost and Schedule Challenges
   - Evidence informing the 2026 market-value input; displayed series and growth include calculations: Reports plans for xx.xx checkpoint systems and xx.xx increment-one deployments by September 2023; supports an incomplete replacement cycle rather than universal CT adoption. ([gao.gov](https://www.gao.gov/assets/gao-xx.xx-xx.xx.pdf))
   - Evidence informing base-year allocation inputs; displayed values and growth are calculated: Reports xx.xx AT/CT, xx.xx base, xx.xx mid-size and xx.xx full-size deployments by September 2023; supplies configuration proxies and an incomplete-renewal constraint, not contractual architecture shares. ([gao.gov](https://www.gao.gov/assets/gao-xx.xx-xx.xx.pdf))
   - Evidence informing forecast-year allocation inputs; displayed values and growth are calculated: Reports xx.xx AT/CT, xx.xx base, xx.xx mid-size and xx.xx full-size deployments by September 2023; supplies configuration proxies and an incomplete-renewal constraint, not contractual architecture shares. ([gao.gov](https://www.gao.gov/assets/gao-xx.xx-xx.xx.pdf))
   - Evidence informing base-year allocation inputs; displayed values and growth are calculated: The deployed configuration mix underlies the xx.xx/xx.xx newer-cohort and xx.xx/xx.xx older-cohort proxy calculations; global and contractual attribution remain modeled. ([gao.gov](https://www.gao.gov/assets/gao-xx.xx-xx.xx.pdf))
   - Evidence informing forecast-year allocation inputs; displayed values and growth are calculated: The deployed configuration mix underlies the xx.xx/xx.xx newer-cohort and xx.xx/xx.xx older-cohort proxy calculations; global and contractual attribution remain modeled. ([gao.gov](https://www.gao.gov/assets/gao-xx.xx-xx.xx.pdf))
   - Evidence informing base-year allocation inputs; displayed values and growth are calculated: The assessment records xx.xx checkpoint systems deployed by September 2023 against an eventual xx.xx-system program. This supports an incomplete replacement cycle and qualifies any assumption of universal CT adoption.
   - Evidence informing forecast-year allocation inputs; displayed values and growth are calculated: The assessment records xx.xx checkpoint systems deployed by September 2023 against an eventual xx.xx-system program. This supports an incomplete replacement cycle and qualifies any assumption of universal CT adoption.
   - Evidence informing base-year allocation inputs; displayed values and growth are calculated: Reports a September 2023 U.S. CT cohort containing xx.xx AT/CT and xx.xx base systems, providing counterevidence to assigning all CT activity automatically to integrated lanes.
   - Evidence informing forecast-year allocation inputs; displayed values and growth are calculated: Reports a September 2023 U.S. CT cohort containing xx.xx AT/CT and xx.xx base systems, providing counterevidence to assigning all CT activity automatically to integrated lanes.
   - Evidence informing base-year allocation inputs; displayed values and growth are calculated: Reports xx.xx mid-size and xx.xx full-size systems within xx.xx deployed CT systems; supports differentiated configuration assumptions rather than treating technology adoption as an integration-share observation.
   - Evidence informing forecast-year allocation inputs; displayed values and growth are calculated: Reports xx.xx mid-size and xx.xx full-size systems within xx.xx deployed CT systems; supports differentiated configuration assumptions rather than treating technology adoption as an integration-share observation.
   - Evidence informing base-year allocation inputs; displayed values and growth are calculated: The 2024 assessment records xx.xx checkpoint deployments as of September 2023 against xx.xx planned systems replacing aging equipment. It supports staged renewal, but does not establish current deployment completion or the modeled 2032 share.
   - Evidence informing forecast-year allocation inputs; displayed values and growth are calculated: The 2024 assessment records xx.xx checkpoint deployments as of September 2023 against xx.xx planned systems replacing aging equipment. It supports staged renewal, but does not establish current deployment completion or the modeled 2032 share.
   - Evidence informing forecast-year allocation inputs; displayed values and growth are calculated: The program separately anticipates enhancements to fielded systems, supporting a retained-equipment commercial pathway without supplying an attributable upgrade-revenue split.

3. Global Airport Passenger Traffic Reaches Record 9.8 Billion in 2025, Airports Council International World reports

   · Evidence informing the 2026 market-value input; displayed series and growth include calculations: Reports cooling passenger-growth momentum in 2026, supporting moderation of traffic-driven equipment expansion despite continuing replacement demand. ([aci.aero](https://aci.aero/2026/xx.xx/xx.xx/global-airport-passenger-traffic-reaches-record-xx.xx-xx.xx-billion-in-2025-airports-council-international-world-reports/))

   · Evidence informing base-year allocation inputs; displayed values and growth are calculated: Full-year 2025 traffic weakness qualifies the mature-market expansion assumption.

   · Evidence informing forecast-year allocation inputs; displayed values and growth are calculated: Full-year 2025 traffic weakness qualifies the mature-market expansion assumption.

4. Smiths Group PLC - Full Year Results for the 12 Months Ended 31 July 2025

- Evidence informing the 2024 market-value input; displayed series and growth include calculations: Discloses aviation original-equipment revenue of xx.xx and aftermarket revenue of xx.xx for FY2024; supplies historical cycle proxies. ([www-live.smiths.com](https://www-live.smiths.com/media/snqpxwkd/smiths-group-plc-annual-results-2025-press-release.pdf))
- Evidence informing the 2027 market-value input; displayed series and growth include calculations: Reports approximately xx.xx cumulative CTiX sales and continuing aviation upgrade demand; supports replacement activity, not an observed global forecast. ([www-live.smiths.com](https://www-live.smiths.com/media/snqpxwkd/smiths-group-plc-annual-results-2025-press-release.pdf))
- Evidence informing base-year allocation inputs; displayed values and growth are calculated: FY2025 aviation original-equipment revenue of GBP xx.xx provides an independent equipment-activity scale check, not a global category share. ([www-live.smiths.com](https://www-live.smiths.com/media/snqpxwkd/smiths-group-plc-annual-results-2025-press-release.pdf))
- Evidence informing forecast-year allocation inputs; displayed values and growth are calculated: FY2025 aviation original-equipment revenue of GBP xx.xx provides an independent equipment-activity scale check, not a global category share. ([www-live.smiths.com](https://www-live.smiths.com/media/snqpxwkd/smiths-group-plc-annual-results-2025-press-release.pdf))
- Evidence informing base-year allocation inputs; displayed values and growth are calculated: Approximately xx.xx cumulative CTiX sales corroborate commercial imaging activity and replacement demand; they do not measure annual global sales. ([www-live.smiths.com](https://www-live.smiths.com/media/snqpxwkd/smiths-group-plc-annual-results-2025-press-release.pdf))
- Evidence informing forecast-year allocation inputs; displayed values and growth are calculated: Approximately xx.xx cumulative CTiX sales corroborate commercial imaging activity and replacement demand; they do not measure annual global sales. ([www-live.smiths.com](https://www-live.smiths.com/media/snqpxwkd/smiths-group-plc-annual-results-2025-press-release.pdf))
- Evidence informing base-year allocation inputs; displayed values and growth are calculated: GBP xx.xx aviation aftermarket revenue supports lifecycle materiality while qualifying transfer of one supplier's mix to the global service allocation. ([www-live.smiths.com](https://www-live.smiths.com/media/snqpxwkd/smiths-group-plc-annual-results-2025-press-release.pdf))
- Evidence informing forecast-year allocation inputs; displayed values and growth are calculated: GBP xx.xx aviation aftermarket revenue supports lifecycle materiality while qualifying transfer of one supplier's mix to the global service allocation. ([www-live.smiths.com](https://www-live.smiths.com/media/snqpxwkd/smiths-group-plc-annual-results-2025-press-release.pdf))
- Evidence informing base-year allocation inputs; displayed values and growth are calculated: Reports approximately xx.xx cumulative CTiX sales and continuing aviation upgrade demand; cumulative sales constrain commercial scale but are not annual global shipments. ([www-live.smiths.com](https://www-live.smiths.com/media/snqpxwkd/smiths-group-plc-annual-results-2025-press-release.pdf))
- Evidence informing forecast-year allocation inputs; displayed values and growth are calculated: Reports approximately xx.xx cumulative CTiX sales and continuing aviation upgrade demand; cumulative sales constrain commercial scale but are not annual global shipments. ([www-live.smiths.com](https://www-live.smiths.com/media/snqpxwkd/smiths-group-plc-annual-results-2025-press-release.pdf))
- Evidence informing base-year allocation inputs; displayed values and growth are calculated: Reports four operating XDi units as of July 2025 and pending regulatory certification, constraining the small XRD cohort and qualifying aggressive commercialization assumptions.
- Evidence informing forecast-year allocation inputs; displayed values and growth are calculated: Reports four operating XDi units as of July 2025 and pending regulatory certification, constraining the small XRD cohort and qualifying aggressive commercialization assumptions.
- Evidence informing forecast-year allocation inputs; displayed values and growth are calculated: Reported checkpoint modernization provides a commercial reason to model substitution from discrete legacy offerings; the filing does not disclose standalone configuration revenue.
- Evidence informing forecast-year allocation inputs; displayed values and growth are calculated: FY2025

5. Smiths Group PLC - Annual Report & Accounts FY2023
   · Evidence informing the 2022 market-value input; displayed series and growth include calculations: Reports FY2022 aviation original-equipment revenue of xx.xx, used as a dimensionless historical capital-cycle proxy. ([www-live.smiths.com](https://www-live.smiths.com/media/phjp1j44/smiths-annual-report-2023.pdf))
   · Evidence informing the 2023 market-value input; displayed series and growth include calculations: Reports FY2023 aviation original-equipment revenue of xx.xx and aftermarket revenue of xx.xx; supports the modeled recovery direction. ([www-live.smiths.com](https://www-live.smiths.com/media/phjp1j44/smiths-annual-report-2023.pdf))
6. Smiths Group PLC - Annual Report FY2022
   · Evidence informing the 2021 market-value input; displayed series and growth include calculations: Reports FY2021 aviation revenue of xx.xx, providing a historical purchasing-cycle reference rather than a global observation. ([www-live.smiths.com](https://www-live.smiths.com/media/xjvdpblr/smiths-annual-report-2022-report.pdf))
   · Evidence informing the 2022 market-value input; displayed series and growth include calculations: Reports FY2022 aviation revenue of xx.xx and continued weakness in aviation original equipment; supports a delayed capital-spending trough. ([www-live.smiths.com](https://www-live.smiths.com/media/xjvdpblr/smiths-annual-report-2022-report.pdf))
7. Smiths Group PLC - Annual Results for the Year Ended 31 July 2019
   · Evidence informing the 2018 market-value input; displayed series and growth include calculations: Reports FY2018 aviation revenue of xx.xx, supplying the historical comparison underlying the backcast. ([smiths.com](https://www.smiths.com/media/u4wla1bw/smiths-group-plc-annual-results-2019-press-release.pdf))
   · Evidence informing the 2019 market-value input; displayed series and growth include calculations: Reports FY2019 aviation revenue of xx.xx and customer delivery deferrals, qualifying a traffic-only growth model. ([smiths.com](https://www.smiths.com/media/u4wla1bw/smiths-group-plc-annual-results-2019-press-release.pdf))
   · Evidence informing the 2020 market-value input; displayed series and growth include calculations: Identifies deliveries deferred into FY2020; supports the possibility of backlog-supported spending despite a contemporaneous traffic shock, not the exact modeled growth rate. ([smiths.com](https://www.smiths.com/media/u4wla1bw/smiths-group-plc-annual-results-2019-press-release.pdf))
8. ACI World - The High-Wire Balancing Act: Global Air Transport Demand in 2018 and 2019
   · Evidence informing the 2017 market-value input; displayed series and growth include calculations: Reports xx.xx airport passengers and xx.xx% growth in 2018; the growth observation informs the 2017 backcast bridge. ([blog.aci.aero](https://blog.aci.aero/airport-economics/the-high-wire-balancing-act-global-air-transport-demand-in-2018-and-2019/))
   · Evidence informing the 2018 market-value input; displayed series and growth include calculations: Provides the observed 2018 traffic-growth reference, not an equipment-market growth observation. ([blog.aci.aero](https://blog.aci.aero/airport-economics/the-high-wire-balancing-act-global-air-transport-demand-in-2018-and-2019/))
9. ICAO A42-WP/556 - State of the Industry and Outlook for Airport Traffic, Presented by ACI
   · Evidence informing the 2020 market-value input; displayed series and growth include calculations: Records the collapse from xx.xx airport passengers in 2019 to xx.xx in 2020; constrains the shock and funding-risk interpretation. ([icao.int](https://www.icao.int/sites/default/files/Meetings/a42/Documents/WP/wp_556_en.pdf))
   · Evidence informing the 2021 market-value input; displayed series and growth include calculations: Reports xx.xx airport passengers in 2021, supporting a prolonged funding and activity shock. ([icao.int](https://www.icao.int/sites/default/files/Meetings/a42/Documents/WP/wp_556_en.pdf))
   · Evidence informing the 2023 market-value input; displayed series and growth include calculations: Reports xx.xx airport passengers in 2023; traffic recovery is distinguished from equipment purchasing. ([icao.int](https://www.icao.int/sites/default/files/Meetings/a42/Documents/WP/wp_556_en.pdf))
   · Evidence informing the 2024 market-value input; displayed series and growth include calculations: Reports xx.xx airport passengers in 2024, providing a demand recovery cross-check. ([icao.int](https://www.icao.int/sites/default/files/Meetings/a42/Documents/WP/wp_556_en.pdf))

10. Port of Seattle - Baggage Handling System Optimization

- Evidence informing the 2029 market-value input; displayed series and growth include calculations: Seattle plans to consolidate six baggage-screening systems, increase supported passenger capacity, and reduce screening-machine demand. Supports integration spending without one-for-one detector growth. ([portseattle.org](https://www.portseattle.org/projects/baggage-handling-system-optimization))
- Evidence informing the 2032 market-value input; displayed series and growth include calculations: The consolidation example constrains equipment-volume assumptions; its whole baggage-handling project value is excluded from market sizing. ([portseattle.org](https://www.portseattle.org/projects/baggage-handling-system-optimization))
- Evidence informing the 2040 market-value input; displayed series and growth include calculations: Provides a commercial counterexample to extrapolating passenger growth directly into machine counts throughout the long-range forecast. ([portseattle.org](https://www.portseattle.org/projects/baggage-handling-system-optimization))
- Evidence informing forecast-year allocation inputs; displayed values and growth are calculated: Consolidation of six systems with reduced machine demand qualifies a traffic-to-detector-volume forecast. ([portseattle.org](https://www.portseattle.org/projects/baggage-handling-system-optimization))
- Evidence informing forecast-year allocation inputs; displayed values and growth are calculated: The consolidation project supports integration-driven conveyor demand, but its whole-project value is excluded. ([portseattle.org](https://www.portseattle.org/projects/baggage-handling-system-optimization))
- Evidence informing forecast-year allocation inputs; displayed values and growth are calculated: Brownfield consolidation supports the integration-demand premise, not the forecast's exact service growth factor. ([portseattle.org](https://www.portseattle.org/projects/baggage-handling-system-optimization))
- Evidence informing forecast-year allocation inputs; displayed values and growth are calculated: The airport replaces six separate screening systems with centralized screening and expects reduced screening-machine demand while expanding capacity. This supplies a counterforce to volume-only checked-baggage forecasting.
- Evidence informing base-year allocation inputs; displayed values and growth are calculated: Seattle is consolidating six screening systems, expects reduced screening-machine demand and schedules final-phase completion in 2029. Supports integration demand while constraining detector-volume growth; the whole-project budget is excluded.
- Evidence informing forecast-year allocation inputs; displayed values and growth are calculated: Seattle is consolidating six screening systems, expects reduced screening-machine demand and schedules final-phase completion in 2029. Supports integration demand while constraining detector-volume growth; the whole-project budget is excluded.
- Evidence informing forecast-year allocation inputs; displayed values and growth are calculated: Seattle's project combines increased screening capacity with consolidation from six screening systems and reduced screening-machine demand. This constrains the forecast assumption that capacity growth requires proportional equipment additions.
- Evidence informing forecast-year allocation inputs; displayed values and growth are calculated: Replacement and capacity objectives coexist within the project. Its wider baggage-handling budget is not treated as screening-equipment revenue or assigned additively to multiple purposes.

11. Smiths Group PLC - Half Year Results for the Six Months Ended 31 January 2026

- Evidence informing the 2026 market-value input; displayed series and growth include calculations: Reports xx.xx% organic growth for Smiths Detection in HY2026, with aviation checkpoint upgrades contributing. Supports a positive 2026 nowcast, not a directly observed global growth rate. ([www-live.smiths.com](https://www-live.smiths.com/media/villk35h/smiths-hy26-results-press-release.pdf))

12. ACI World - Biannual global air travel demand update, 30 September 2025

- Evidence informing base-year allocation inputs; displayed values and growth are calculated: Regional traffic-scale input; geographic rebasing and spending intensities are modeled.
- Evidence informing forecast-year allocation inputs; displayed values and growth are calculated: Regional traffic-scale input; geographic rebasing and spending intensities are modeled.

13. CATSA - 2025 Annual Report, Management's Discussion and Analysis

- Evidence informing base-year allocation inputs; displayed values and growth are calculated: C$xx.xx EDS capital expenditure constrains the Canadian expenditure calibration; baggage attribution is modeled.
- Evidence informing forecast-year allocation inputs; displayed values and growth are calculated: C$xx.xx EDS capital expenditure constrains the Canadian expenditure calibration; baggage attribution is modeled.
- Evidence informing base-year allocation inputs; displayed values and growth are calculated: Buyer-spending calibration supports a premium regional equipment/support intensity, not an observed regional share.
- Evidence informing forecast-year allocation inputs; displayed values and growth are calculated: Buyer-spending calibration supports a premium regional equipment/support intensity, not an observed regional share.
- Evidence informing base-year allocation inputs; displayed values and growth are calculated: EDS capital expenditure of C$xx.xx includes equipment and installation/integration and supplies the training-calibration denominator, subject to baggage attribution. ([catsa-acsta.gc.ca](https://www.catsa-acsta.gc.ca/en/publications/2025-annual-report/management-discussion-and-analysis))
- Evidence informing forecast-year allocation inputs; displayed values and growth are calculated: EDS capital expenditure of C$xx.xx includes equipment and installation/integration and supplies the training-calibration denominator, subject to baggage attribution. ([catsa-acsta.gc.ca](https://www.catsa-acsta.gc.ca/en/publications/2025-annual-report/management-discussion-and-analysis))
- Evidence informing base-year allocation inputs; displayed values and growth are calculated: The capital definition includes associated installation and integration, supporting the distinction between deployment services and equipment value. ([catsa-acsta.gc.ca](https://www.catsa-acsta.gc.ca/en/publications/2025-annual-report/management-discussion-and-analysis))
- Evidence informing forecast-year allocation inputs; displayed values and growth are calculated: The capital definition includes associated installation and integration, supporting the distinction between deployment services and equipment value. ([catsa-acsta.gc.ca](https://www.catsa-acsta.gc.ca/en/publications/2025-annual-report/management-discussion-and-analysis))
- Evidence informing forecast-year allocation inputs; displayed values and growth are calculated: Actual spending, original budget and reprofile amounts constrain the forecast's purchasing-execution interpretation; they are not a global growth rate. ([catsa-acsta.gc.ca](https://www.catsa-acsta.gc.ca/en/publications/2025-annual-report/management-discussion-and-analysis))
- Evidence informing base-year allocation inputs; displayed values and growth are calculated: FY2024/xx.xx pre-board capital appropriations used were C$xx.xx. This supplies the Canadian purchasing comparison and a component of the non-passenger-to-cabin activity proxy, not a global share.
- Evidence informing forecast-year allocation inputs; displayed values and growth are calculated: FY2024/xx.xx pre-board capital appropriations used were C$xx.xx. This supplies the Canadian purchasing comparison and a component of the non-passenger-to-cabin activity proxy, not a global share.
- Evidence informing base-year allocation inputs; displayed values and growth are calculated: FY2024/xx.xx hold-baggage capital appropriations used were C$xx.xx; this constrains the independent application-capital comparison.
- Evidence informing base-year allocation inputs; displayed values and growth are calculated: FY2024/xx.xx non-passenger capital appropriations used were C$xx.xx, below the original C$xx.xx budget. Actual purchasing informs the proxy and qualifies automatic announcement-to-revenue conversion.
- Evidence informing forecast-year allocation inputs; displayed values and growth are calculated: FY2024/xx.xx non-passenger capital appropriations used were C$xx.xx, below the original C$xx.xx budget. Actual purchasing informs the proxy and qualifies automatic announcement-to-revenue conversion.
- Evidence informing base-year allocation inputs; displayed values and growth are calculated: Reports C$xx.xx EDS capital expenditure for FY2024/xx.xx and identifies both baggage equipment and full-body scanners in the capital scope, requiring a baggage-attribution adjustment.
- Evidence informing forecast-year allocation inputs; displayed values and growth are calculated: Reports C$xx.xx EDS capital expenditure for FY2024/xx.xx and identifies both baggage equipment and full-body scanners in the capital scope, requiring a baggage-attribution adjustment.
- Evidence informing forecast-year allocation inputs; displayed values and growth are calculated: EDS outturn was C$xx.xx versus an original C$xx.xx plan and revised C$xx.xx budget. Reprofiling constrains assumed award conversion and deployment timing; it does not measure procurement-channel mix. ([catsa-acsta.gc.ca](https://www.catsa-acsta.gc.ca/en/publications/2025-annual-report/management-discussion-and-analysis))
- Evidence informing base-year allocation inputs; displayed values and growth are calculated: The actual capital-project list identifies hold-baggage capacity expansion at Montréal-Trudeau, supporting the expansion

14. Leidos - Leidos wins TSA logistics contract, 23 January 2025
    - Evidence informing base-year allocation inputs; displayed values and growth are calculated: The eight-year, USD xx.xx maximum sustainment award covers xx.xx units at over xx.xx locations; scope and realization adjustments are modeled.
    - Evidence informing forecast-year allocation inputs; displayed values and growth are calculated: The eight-year, USD xx.xx maximum sustainment award covers xx.xx units at over xx.xx locations; scope and realization adjustments are modeled.
    - Evidence informing base-year allocation inputs; displayed values and growth are calculated: Supports recurring-support scale and manufacturer-coordination constraints, not unrestricted service access.
    - Evidence informing forecast-year allocation inputs; displayed values and growth are calculated: Supports recurring-support scale and manufacturer-coordination constraints, not unrestricted service access.
    - Evidence informing base-year allocation inputs; displayed values and growth are calculated: The January xx.xx 2025 announcement describes an eight-year, USD xx.xx maximum sustainment contract covering xx.xx equipment units at over xx.xx locations with manufacturer coordination. Annualization and baggage/third-party attribution in the model are explicit assumptions. ([leidos.com](https://www.leidos.com/insights/leidos-wins-tsa-logistics-contract))
    - Evidence informing forecast-year allocation inputs; displayed values and growth are calculated: The January xx.xx 2025 announcement describes an eight-year, USD xx.xx maximum sustainment contract covering xx.xx equipment units at over xx.xx locations with manufacturer coordination. Annualization and baggage/third-party attribution in the model are explicit assumptions. ([leidos.com](https://www.leidos.com/insights/leidos-wins-tsa-logistics-contract))
15. U.S. Senator Michael Bennet - SAFEGUARDS Act announcement, 23 July 2025
    - Evidence informing base-year allocation inputs; displayed values and growth are calculated: The xx.xx-airport and xx.xx-lane national footprint constrains minimum network support; proposed funding is not counted as realized revenue.
    - Evidence informing forecast-year allocation inputs; displayed values and growth are calculated: The xx.xx-airport and xx.xx-lane national footprint constrains minimum network support; proposed funding is not counted as realized revenue.
    - Evidence informing base-year allocation inputs; displayed values and growth are calculated: The July xx.xx 2025 official release identifies xx.xx U.S. screening lanes, used as agency purchasing-exposure calibration rather than observed annual equipment sales.
    - Evidence informing forecast-year allocation inputs; displayed values and growth are calculated: The July xx.xx 2025 official release identifies xx.xx U.S. screening lanes, used as agency purchasing-exposure calibration rather than observed annual equipment sales.

16. CATSA 2025 Annual Report - Notes to the Financial Statements

- Evidence informing base-year allocation inputs; displayed values and growth are calculated: FY2024/xx.xx accounts disclose C$xx.xx maintenance/spares and C$xx.xx training/certification, supporting the service-budget calibration but not global baggage-only shares. ([catsa-acsta.gc.ca](https://www.catsa-acsta.gc.ca/en/publications/2025-annual-report/notes-financial-statements))
- Evidence informing forecast-year allocation inputs; displayed values and growth are calculated: FY2024/xx.xx accounts disclose C$xx.xx maintenance/spares and C$xx.xx training/certification, supporting the service-budget calibration but not global baggage-only shares. ([catsa-acsta.gc.ca](https://www.catsa-acsta.gc.ca/en/publications/2025-annual-report/notes-financial-statements))
- Evidence informing base-year allocation inputs; displayed values and growth are calculated: Maintenance and spare parts are combined in the accounts; the labor-versus-goods split therefore remains modeled. ([catsa-acsta.gc.ca](https://www.catsa-acsta.gc.ca/en/publications/2025-annual-report/notes-financial-statements))
- Evidence informing forecast-year allocation inputs; displayed values and growth are calculated: Maintenance and spare parts are combined in the accounts; the labor-versus-goods split therefore remains modeled. ([catsa-acsta.gc.ca](https://www.catsa-acsta.gc.ca/en/publications/2025-annual-report/notes-financial-statements))
- Evidence informing base-year allocation inputs; displayed values and growth are calculated: The C$xx.xx training/certification expense supplies the numerator of the adjusted training-to-capital proxy. ([catsa-acsta.gc.ca](https://www.catsa-acsta.gc.ca/en/publications/2025-annual-report/notes-financial-statements))
- Evidence informing forecast-year allocation inputs; displayed values and growth are calculated: The C$xx.xx training/certification expense supplies the numerator of the adjusted training-to-capital proxy. ([catsa-acsta.gc.ca](https://www.catsa-acsta.gc.ca/en/publications/2025-annual-report/notes-financial-statements))
- Evidence informing base-year allocation inputs; displayed values and growth are calculated: C$xx.xx trace/consumables is distinct from maintenance/spares and supplies the contrary consumables-intensity comparator, not a global observation. ([catsa-acsta.gc.ca](https://www.catsa-acsta.gc.ca/en/publications/2025-annual-report/notes-financial-statements))
- Evidence informing forecast-year allocation inputs; displayed values and growth are calculated: C$xx.xx trace/consumables is distinct from maintenance/spares and supplies the contrary consumables-intensity comparator, not a global observation. ([catsa-acsta.gc.ca](https://www.catsa-acsta.gc.ca/en/publications/2025-annual-report/notes-financial-statements))
- Evidence informing base-year allocation inputs; displayed values and growth are calculated: Separately reports C$xx.xx maintenance/spares, C$xx.xx trace/consumables and C$xx.xx training/certification, constraining attributable agency lifecycle expenditure.
- Evidence informing base-year allocation inputs; displayed values and growth are calculated: Separates screening-contractor payments from equipment support, preventing staffing expenditure from becoming equipment-market purchasing.
- Evidence informing forecast-year allocation inputs; displayed values and growth are calculated: Separately reports C$xx.xx maintenance/spares, C$xx.xx trace/consumables and C$xx.xx training/certification, constraining attributable agency lifecycle expenditure.
- Evidence informing forecast-year allocation inputs; displayed values and growth are calculated: Separates screening-contractor payments from equipment support, preventing staffing expenditure from becoming equipment-market purchasing.
- Evidence informing base-year allocation inputs; displayed values and growth are calculated: Audited expense disclosure reports C$xx.xx for maintenance and spare parts in the year ended March xx.xx 2025. It constrains support-spending materiality, not the amount attributable to an independent provider. ([catsa-acsta.gc.ca](https://www.catsa-acsta.gc.ca/en/publications/2025-annual-report/notes-financial-statements))

17. Aviation security screening approved equipment list
    - Evidence informing base-year allocation inputs; displayed values and growth are calculated: Baggage EDS/EDSCB and conventional X-ray classes support the inspection-system boundary, not sales weights. ([gov.uk](https://www.gov.uk/government/collections/aviation-security-screening-approved-equipment-list))
    - Evidence informing forecast-year allocation inputs; displayed values and growth are calculated: Baggage EDS/EDSCB and conventional X-ray classes support the inspection-system boundary, not sales weights. ([gov.uk](https://www.gov.uk/government/collections/aviation-security-screening-approved-equipment-list))
    - Evidence informing base-year allocation inputs; displayed values and growth are calculated: Liquid detectors are a distinct cabin-baggage category; the complete bulk-material extension remains modeled within the captured boundary. ([gov.uk](https://www.gov.uk/government/collections/aviation-security-screening-approved-equipment-list))
    - Evidence informing forecast-year allocation inputs; displayed values and growth are calculated: Liquid detectors are a distinct cabin-baggage category; the complete bulk-material extension remains modeled within the captured boundary. ([gov.uk](https://www.gov.uk/government/collections/aviation-security-screening-approved-equipment-list))
    - Evidence informing base-year allocation inputs; displayed values and growth are calculated: ETD serves baggage and other applications, requiring explicit baggage attribution rather than allocating all detector sales here. ([gov.uk](https://www.gov.uk/government/collections/aviation-security-screening-approved-equipment-list))
    - Evidence informing forecast-year allocation inputs; displayed values and growth are calculated: ETD serves baggage and other applications, requiring explicit baggage attribution rather than allocating all detector sales here. ([gov.uk](https://www.gov.uk/government/collections/aviation-security-screening-approved-equipment-list))
    - Evidence informing base-year allocation inputs; displayed values and growth are calculated: Dedicated ETD consumables are separately recognized, supporting goods classification without establishing spending or unrestricted interchangeability. ([gov.uk](https://www.gov.uk/government/collections/aviation-security-screening-approved-equipment-list))
    - Evidence informing forecast-year allocation inputs; displayed values and growth are calculated: Dedicated ETD consumables are separately recognized, supporting goods classification without establishing spending or unrestricted interchangeability. ([gov.uk](https://www.gov.uk/government/collections/aviation-security-screening-approved-equipment-list))
18. Quantifying the Impacts of Delayed Maintenance of Airport Assets: A Guide - Chapter 6, Baggage Handling Systems
    - Evidence informing base-year allocation inputs; displayed values and growth are calculated: The baggage-handling cost study uses a modeled xx.xx% labor share, adopted only as an adjacent support-cost proxy. ([nationalacademies.org](https://www.nationalacademies.org/read/xx.xx/chapter/xx.xx))
    - Evidence informing forecast-year allocation inputs; displayed values and growth are calculated: The baggage-handling cost study uses a modeled xx.xx% labor share, adopted only as an adjacent support-cost proxy. ([nationalacademies.org](https://www.nationalacademies.org/read/xx.xx/chapter/xx.xx))
    - Evidence informing base-year allocation inputs; displayed values and growth are calculated: Its corresponding modeled xx.xx% parts share calibrates the labor/goods separation; it is not an observed screening-equipment ratio. ([nationalacademies.org](https://www.nationalacademies.org/read/xx.xx/chapter/xx.xx))
    - Evidence informing forecast-year allocation inputs; displayed values and growth are calculated: Its corresponding modeled xx.xx% parts share calibrates the labor/goods separation; it is not an observed screening-equipment ratio. ([nationalacademies.org](https://www.nationalacademies.org/read/xx.xx/chapter/xx.xx))

19. Procurement of Next Generation Security Checkpoint Equipment - Contract Award Notice

- Evidence informing base-year allocation inputs; displayed values and growth are calculated: The seven-system award includes automated tray return, demonstrating bundled purchasing but no separately priced hardware allocation. ([sell2wales.gov.wales](https://www.sell2wales.gov.wales/search/show/search_view.aspx?ID=NOV417275))
- Evidence informing forecast-year allocation inputs; displayed values and growth are calculated: The seven-system award includes automated tray return, demonstrating bundled purchasing but no separately priced hardware allocation. ([sell2wales.gov.wales](https://www.sell2wales.gov.wales/search/show/search_view.aspx?ID=NOV417275))
- Evidence informing base-year allocation inputs; displayed values and growth are calculated: The integrated CT/tray-return scope constrains the automation interface boundary; it does not value general airport conveyors. ([sell2wales.gov.wales](https://www.sell2wales.gov.wales/search/show/search_view.aspx?ID=NOV417275))
- Evidence informing forecast-year allocation inputs; displayed values and growth are calculated: The integrated CT/tray-return scope constrains the automation interface boundary; it does not value general airport conveyors. ([sell2wales.gov.wales](https://www.sell2wales.gov.wales/search/show/search_view.aspx?ID=NOV417275))
- Evidence informing base-year allocation inputs; displayed values and growth are calculated: Central image processing is an explicit purchased function, without a separately disclosed license price. ([sell2wales.gov.wales](https://www.sell2wales.gov.wales/search/show/search_view.aspx?ID=NOV417275))
- Evidence informing forecast-year allocation inputs; displayed values and growth are calculated: Central image processing is an explicit purchased function, without a separately disclosed license price. ([sell2wales.gov.wales](https://www.sell2wales.gov.wales/search/show/search_view.aspx?ID=NOV417275))
- Evidence informing base-year allocation inputs; displayed values and growth are calculated: Supply, installation and commissioning are included deliverables, supporting deployment-service attribution without establishing its percentage. ([sell2wales.gov.wales](https://www.sell2wales.gov.wales/search/show/search_view.aspx?ID=NOV417275))
- Evidence informing forecast-year allocation inputs; displayed values and growth are calculated: Supply, installation and commissioning are included deliverables, supporting deployment-service attribution without establishing its percentage. ([sell2wales.gov.wales](https://www.sell2wales.gov.wales/search/show/search_view.aspx?ID=NOV417275))
- Evidence informing base-year allocation inputs; displayed values and growth are calculated: The October xx.xx 2022 award covers seven systems combining cabin CT, tray return, image processing and deployment responsibilities. It supports integrated purchased scope, not completed delivery or a global sales weight.
- Evidence informing forecast-year allocation inputs; displayed values and growth are calculated: The October xx.xx 2022 award covers seven systems combining cabin CT, tray return, image processing and deployment responsibilities. It supports integrated purchased scope, not completed delivery or a global sales weight.
- Evidence informing base-year allocation inputs; displayed values and growth are calculated: The integrated Newcastle procurement reports a GBP xx.xx-xx.xx offer range but no physical review-room location; its value cannot be assigned automatically to local review. ([sell2wales.gov.wales](https://www.sell2wales.gov.wales/search/show/search_view.aspx?ID=NOV417275))
- Evidence informing forecast-year allocation inputs; displayed values and growth are calculated: The integrated Newcastle procurement reports a GBP xx.xx-xx.xx offer range but no physical review-room location; its value cannot be assigned automatically to local review. ([sell2wales.gov.wales](https://www.sell2wales.gov.wales/search/show/search_view.aspx?ID=NOV417275))
- Evidence informing base-year allocation inputs; displayed values and growth are calculated: Central image processing is included, but a separate on-site room is not specified; constrains classification rather than supplying a remote-review sales weight. ([sell2wales.gov.wales](https://www.sell2wales.gov.wales/search/show/search_view.aspx?ID=NOV417275))
- Evidence informing forecast-year allocation inputs; displayed values and growth are calculated: Central image processing is included, but a separate on-site room is not specified; constrains classification rather than supplying a remote-review sales weight. ([sell2wales.gov.wales](https://www.sell2wales.gov.wales/search/show/search_view.aspx?ID=NOV417275))
- Evidence informing base-year allocation inputs; displayed values and growth are calculated: The bundled award does not identify a mixed-location package or its attributable price, preventing automatic hybrid classification. ([sell2wales.gov.wales](https://www.sell2wales.gov.wales/search/show/search_view.aspx?ID=NOV417275))
- Evidence informing forecast-year allocation inputs; displayed values and growth are calculated: The bundled award does not identify a mixed-location package or its attributable price, preventing automatic hybrid classification.

20. AI for Monitoring Aviation Security: Fraport and German Federal Police Start Regular Operation of APIDS
    - Evidence informing forecast-year allocation inputs; displayed values and growth are calculated: January xx.xx 2026 APIDS deployment demonstrates additional software adoption, without establishing separate revenue. ([fraport.com](https://www.fraport.com/en/newsroom/press-releases/2026/q1/ai-for-monitoring-aviation-security.html))
    - Evidence informing forecast-year allocation inputs; displayed values and growth are calculated: Deployment on more than xx.xx CT scanners is the independent quantitative rollout test; it does not validate the modeled license-growth factor. ([fraport.com](https://www.fraport.com/en/newsroom/press-releases/2026/q1/ai-for-monitoring-aviation-security.html))
    - Evidence informing forecast-year allocation inputs; displayed values and growth are calculated: On January xx.xx 2026, Fraport announced regular APIDS software operation on more than xx.xx existing Smiths CT scanners. This independently supports retained-system enhancement at one buyer, not global penetration or realized license revenue.
21. Smiths Detection - Digital Innovation
    - Evidence informing base-year allocation inputs; displayed values and growth are calculated: The supplier identifies detection applications as a commercial function; separate fee allocation remains assumed. ([smithsdetection.com](https://www.smithsdetection.com/digital-innovation/))
    - Evidence informing forecast-year allocation inputs; displayed values and growth are calculated: The supplier identifies detection applications as a commercial function; separate fee allocation remains assumed. ([smithsdetection.com](https://www.smithsdetection.com/digital-innovation/))
    - Evidence informing base-year allocation inputs; displayed values and growth are calculated: Centralized screening supports the image-review function, not an observed software revenue weight. ([smithsdetection.com](https://www.smithsdetection.com/digital-innovation/))
    - Evidence informing forecast-year allocation inputs; displayed values and growth are calculated: Centralized screening supports the image-review function, not an observed software revenue weight. ([smithsdetection.com](https://www.smithsdetection.com/digital-innovation/))
    - Evidence informing base-year allocation inputs; displayed values and growth are calculated: Connectivity, multi-vendor integration and equipment-health applications establish the fleet-management function without proving customer-specific rights or prices. ([smithsdetection.com](https://www.smithsdetection.com/digital-innovation/))
    - Evidence informing forecast-year allocation inputs; displayed values and growth are calculated: Connectivity, multi-vendor integration and equipment-health applications establish the fleet-management function without proving customer-specific rights or prices. ([smithsdetection.com](https://www.smithsdetection.com/digital-innovation/))
    - Evidence informing base-year allocation inputs; displayed values and growth are calculated: ELECTORA is offered for integrating multi-vendor devices, datasets and applications; establishes the vendor-platform category but discloses no category revenue or customer-specific substitution entitlement. ([smithsdetection.com](https://www.smithsdetection.com/digital-innovation/))
    - Evidence informing forecast-year allocation inputs; displayed values and growth are calculated: ELECTORA is offered for integrating multi-vendor devices, datasets and applications; establishes the vendor-platform category but discloses no category revenue or customer-specific substitution entitlement. ([smithsdetection.com](https://www.smithsdetection.com/digital-innovation/))
22. UK Civil Aviation Authority - Threat Image Projection (TIP)
    - Evidence informing base-year allocation inputs; displayed values and growth are calculated: TIP library approval and renewal obligations support continuing software commitments, not the modeled global fee or share. ([caa.co.uk](https://www.caa.co.uk/commercial-industry/security/training-and-human-factors/threat-image-projection/))
    - Evidence informing forecast-year allocation inputs; displayed values and growth are calculated: TIP library approval and renewal obligations support continuing software commitments, not the modeled global fee or share. ([caa.co.uk](https://www.caa.co.uk/commercial-industry/security/training-and-human-factors/threat-image-projection/))

23. Smiths Detection - Service

- Evidence informing base-year allocation inputs; displayed values and growth are calculated: Inclusive capital-equipment support covers labor and parts, requiring a single-count economic allocation across services and goods. ([smithsdetection.com](https://www.smithsdetection.com/service/))
- Evidence informing forecast-year allocation inputs; displayed values and growth are calculated: Inclusive capital-equipment support covers labor and parts, requiring a single-count economic allocation across services and goods. ([smithsdetection.com](https://www.smithsdetection.com/service/))
- Evidence informing base-year allocation inputs; displayed values and growth are calculated: Equipment-specific training and certification are commercial offerings distinct from routine screening staffing. ([smithsdetection.com](https://www.smithsdetection.com/service/))
- Evidence informing forecast-year allocation inputs; displayed values and growth are calculated: Equipment-specific training and certification are commercial offerings distinct from routine screening staffing. ([smithsdetection.com](https://www.smithsdetection.com/service/))
- Evidence informing base-year allocation inputs; displayed values and growth are calculated: The parts-support offering and inclusive contracts corroborate the goods boundary, but not the assumed xx.xx% allocation. ([smithsdetection.com](https://www.smithsdetection.com/service/))
- Evidence informing forecast-year allocation inputs; displayed values and growth are calculated: The parts-support offering and inclusive contracts corroborate the goods boundary, but not the assumed xx.xx% allocation. ([smithsdetection.com](https://www.smithsdetection.com/service/))
- Evidence informing base-year allocation inputs; displayed values and growth are calculated: Describes inclusive labor-and-parts contracts and manufacturer support, supporting nonduplicative lifecycle attribution to projection equipment, not a verified xx.xx% fee. ([smithsdetection.com](https://www.smithsdetection.com/service/))
- Evidence informing forecast-year allocation inputs; displayed values and growth are calculated: Describes inclusive labor-and-parts contracts and manufacturer support, supporting nonduplicative lifecycle attribution to projection equipment, not a verified xx.xx% fee. ([smithsdetection.com](https://www.smithsdetection.com/service/))
- Evidence informing base-year allocation inputs; displayed values and growth are calculated: Supports the existence of manufacturer lifecycle offerings; broad service-footprint counts are not used as CT revenue weights.
- Evidence informing forecast-year allocation inputs; displayed values and growth are calculated: Supports the existence of manufacturer lifecycle offerings; broad service-footprint counts are not used as CT revenue weights.
- Evidence informing base-year allocation inputs; displayed values and growth are calculated: Supports commercial maintenance, refurbishment and parts offerings for portable equipment without establishing baggage-specific service receipts.
- Evidence informing forecast-year allocation inputs; displayed values and growth are calculated: Supports commercial maintenance, refurbishment and parts offerings for portable equipment without establishing baggage-specific service receipts.
- Evidence informing base-year allocation inputs; displayed values and growth are calculated: The manufacturer markets direct on-site support and inclusive capital-equipment labor-and-parts contracts. This supports a continuing manufacturer-service alternative, without measuring a pricing premium. ([smithsdetection.com](https://www.smithsdetection.com/service/))
- Evidence informing forecast-year allocation inputs; displayed values and growth are calculated: The manufacturer markets direct on-site support and inclusive capital-equipment labor-and-parts contracts. This supports a continuing manufacturer-service alternative, without measuring a pricing premium. ([smithsdetection.com](https://www.smithsdetection.com/service/))
- Evidence informing base-year allocation inputs; displayed values and growth are calculated: Manufacturer-provided bundled support is a commercial alternative to separate technical-service procurement, limiting assumptions of unrestricted third-party substitution. ([smithsdetection.com](https://www.smithsdetection.com/service/))
- Evidence informing forecast-year allocation inputs; displayed values and growth are calculated: Manufacturer-provided bundled support is a commercial alternative to separate technical-service procurement, limiting assumptions of unrestricted third-party substitution. ([smithsdetection.com](https://www.smithsdetection.com/service/))

24. Hold baggage screening upgrade, Dublin and Cork Airports, Ireland

- Evidence informing base-year allocation inputs; displayed values and growth are calculated: Separate professional-service appointments cover project controls, design oversight and interface management; the broader construction budget is not used as screening-service revenue. ([neccontract.com](https://www.neccontract.com/projects/hold-baggage-screening-upgrade-dublin-and-cork-airports-ireland))
- Evidence informing forecast-year allocation inputs; displayed values and growth are calculated: Separate professional-service appointments cover project controls, design oversight and interface management; the broader construction budget is not used as screening-service revenue. ([neccontract.com](https://www.neccontract.com/projects/hold-baggage-screening-upgrade-dublin-and-cork-airports-ireland))
- Evidence informing base-year allocation inputs; displayed values and growth are calculated: Describes three upgraded hold-baggage systems delivered through separate construction, baggage-integration and advisory appointments, completed in March 2023. Supports integrated-system attribution without assuming a universal single-prime model.
- Evidence informing forecast-year allocation inputs; displayed values and growth are calculated: Describes three upgraded hold-baggage systems delivered through separate construction, baggage-integration and advisory appointments, completed in March 2023. Supports integrated-system attribution without assuming a universal single-prime model.

25. Corporate Plan 2025-26 to 2029-30 Summary - Financial Overview
    - Evidence informing base-year allocation inputs; displayed values and growth are calculated: CATSA distinguishes major-checkpoint CT replacement from single-view-to-multiview replacement elsewhere, supporting application-specific projection demand and forecast assumptions. It also discloses capital funding subject to reprofile approval. ([catsa-acsta.gc.ca](https://www.catsa-acsta.gc.ca/en/publications/corporate-plan-2025-xx.xx-2029-xx.xx/financial-overview))
    - Evidence informing forecast-year allocation inputs; displayed values and growth are calculated: CATSA distinguishes major-checkpoint CT replacement from single-view-to-multiview replacement elsewhere, supporting application-specific projection demand and forecast assumptions. It also discloses capital funding subject to reprofile approval. ([catsa-acsta.gc.ca](https://www.catsa-acsta.gc.ca/en/publications/corporate-plan-2025-xx.xx-2029-xx.xx/financial-overview))
    - Evidence informing base-year allocation inputs; displayed values and growth are calculated: Identifies single-view equipment as a replacement population, supporting the modeled displacement mechanism rather than an observed global share.
    - Evidence informing forecast-year allocation inputs; displayed values and growth are calculated: Identifies single-view equipment as a replacement population, supporting the modeled displacement mechanism rather than an observed global share.
    - Evidence informing base-year allocation inputs; displayed values and growth are calculated: Multiview remains a planned purchasing destination at non-passenger checkpoints and Class xx.xx airports, qualifying universal CT substitution.
    - Evidence informing forecast-year allocation inputs; displayed values and growth are calculated: Multiview remains a planned purchasing destination at non-passenger checkpoints and Class xx.xx airports, qualifying universal CT substitution.
    - Evidence informing base-year allocation inputs; displayed values and growth are calculated: CT replacement is a stated major-checkpoint investment priority, subject to funding and delivery risks; this supports direction, not the modeled global share.
    - Evidence informing forecast-year allocation inputs; displayed values and growth are calculated: CT replacement is a stated major-checkpoint investment priority, subject to funding and delivery risks; this supports direction, not the modeled global share.
    - Evidence informing base-year allocation inputs; displayed values and growth are calculated: The plan includes additional screening equipment and expansion of existing hold-baggage screening capacity. Its FY2025/xx.xx capital budget is C$xx.xx across mixed activities; plans are not recognized supplier revenue.
    - Evidence informing forecast-year allocation inputs; displayed values and growth are calculated: The plan includes additional screening equipment and expansion of existing hold-baggage screening capacity. Its FY2025/xx.xx capital budget is C$xx.xx across mixed activities; plans are not recognized supplier revenue.
    - Evidence informing base-year allocation inputs; displayed values and growth are calculated: The plan distinguishes replacement of checkpoint X-ray equipment with CT and asset lifecycle renewal from additional capacity. Funding, partner timing and reprofiling qualify forecast realization.
    - Evidence informing forecast-year allocation inputs; displayed values and growth are calculated: The plan distinguishes replacement of checkpoint X-ray equipment with CT and asset lifecycle renewal from additional capacity. Funding, partner timing and reprofiling qualify forecast realization.
26. ECAC CEP Public Equipment List - Explosive Detection Systems, Update 18 April 2025
    - Evidence informing base-year allocation inputs; displayed values and growth are calculated: The April xx.xx 2025 list retains XRD xx.xx supporting the legacy commercial-category premise but not the assumed installed cohort or sales volume. ([ecac-ceac.org](https://www.ecac-ceac.org/images/activities/security/ECAC-CEP-EDS-equipment_public_list_update_20250418.pdf))
    - Evidence informing forecast-year allocation inputs; displayed values and growth are calculated: The April xx.xx 2025 list retains XRD xx.xx supporting the legacy commercial-category premise but not the assumed installed cohort or sales volume. ([ecac-ceac.org](https://www.ecac-ceac.org/images/activities/security/ECAC-CEP-EDS-equipment_public_list_update_20250418.pdf))

27. Partners - HALO X-ray Technologies Ltd

    · Evidence informing base-year allocation inputs; displayed values and growth are calculated: Named airport pilots and approximately USD xx.xx and USD xx.xx development programs establish commercialization activity and program scale, not realized annual XRD equipment revenue. ([haloxray.com](https://www.haloxray.com/partners))

    · Evidence informing forecast-year allocation inputs; displayed values and growth are calculated: Named airport pilots and approximately USD xx.xx and USD xx.xx development programs establish commercialization activity and program scale, not realized annual XRD equipment revenue. ([haloxray.com](https://www.haloxray.com/partners))

28. Explosives Trace Detectors (ETDs): Market Survey Report, November 2021

    · Evidence informing base-year allocation inputs; displayed values and growth are calculated: Historical IONSCAN xx.xx list-price configurations around USD xx.xx-xx.xx constrain the IMS price class; they do not establish 2025 purchasing volumes or realizations. ([dhs.gov](https://dhs.gov/sites/default/files/2021-xx.xx/SAVER_Explosives%20Trace%20Detectors%20MSR_08Nov2021_Final-xx.xx.pdf))

    · Evidence informing forecast-year allocation inputs; displayed values and growth are calculated: Historical IONSCAN xx.xx list-price configurations around USD xx.xx-xx.xx constrain the IMS price class; they do not establish 2025 purchasing volumes or realizations. ([dhs.gov](https://dhs.gov/sites/default/files/2021-xx.xx/SAVER_Explosives%20Trace%20Detectors%20MSR_08Nov2021_Final-xx.xx.pdf))

    · Evidence informing base-year allocation inputs; displayed values and growth are calculated: The Fido X4 historical USD xx.xx list-price benchmark supports the explicit nominal-price bridge; baggage attribution and unit mix remain modeled.

    · Evidence informing forecast-year allocation inputs; displayed values and growth are calculated: The Fido X4 historical USD xx.xx list-price benchmark supports the explicit nominal-price bridge; baggage attribution and unit mix remain modeled.

29. Astrotech Corporation - Form 10-K for the Fiscal Year Ended June 30, 2025

    · Evidence informing base-year allocation inputs; displayed values and growth are calculated: Discloses FY2025 product and service revenue, xx.xx deployment locations, and a six-unit USD xx.xx order. These provide a price comparator and supplier-scale check, not baggage-only revenue. ([sec.gov](https://www.sec.gov/Archives/edgar/data/xx.xx/xx.xx/astc20250630_10k.htm))

    · Evidence informing forecast-year allocation inputs; displayed values and growth are calculated: Discloses FY2025 product and service revenue, xx.xx deployment locations, and a six-unit USD xx.xx order. These provide a price comparator and supplier-scale check, not baggage-only revenue. ([sec.gov](https://www.sec.gov/Archives/edgar/data/xx.xx/xx.xx/astc20250630_10k.htm))

30. Astrotech Corporation - Form 10-K for the Fiscal Year Ended June 30, 2026

    · Evidence informing base-year allocation inputs; displayed values and growth are calculated: Reports eight TRACER units sold in FY2025 versus three in FY2026, identifies grant-related revenue within FY2025 product revenue, and describes a potential subsidiary sale. These constrain MS attribution and forecast optimism. ([sec.gov](https://www.sec.gov/Archives/edgar/data/xx.xx/xx.xx/astc20260630_10k.htm))

    · Evidence informing forecast-year allocation inputs; displayed values and growth are calculated: Reports eight TRACER units sold in FY2025 versus three in FY2026, identifies grant-related revenue within FY2025 product revenue, and describes a potential subsidiary sale. These constrain MS attribution and forecast optimism. ([sec.gov](https://www.sec.gov/Archives/edgar/data/xx.xx/xx.xx/astc20260630_10k.htm))

31. Liquid Explosive Detector, Bottle Liquid Scanner, Insight - Agilent

    · Evidence informing base-year allocation inputs; displayed values and growth are calculated: Identifies Raman-based airport resolution products and dated September 2025 launch and May 2026 contract announcements. Supports category continuity and adoption premises, not global unit or revenue shares. ([agilent.com](https://www.agilent.com/en/product/molecular-spectroscopy/raman-spectroscopy/raman-aviation-security-systems/insight-series-alarm-resolution-systems))

    · Evidence informing forecast-year allocation inputs; displayed values and growth are calculated: Identifies Raman-based airport resolution products and dated September 2025 launch and May 2026 contract announcements. Supports category continuity and adoption premises, not global unit or revenue shares. ([agilent.com](https://www.agilent.com/en/product/molecular-spectroscopy/raman-spectroscopy/raman-aviation-security-systems/insight-series-alarm-resolution-systems))

32. Bottle Liquid Scanner for Sale from China - Securina

· Evidence informing base-year allocation inputs; displayed values and growth are calculated: Positions microwave-based liquid-screening products for airports and customs. Supports commercial classification only; prices, authorization and purchasing weights remain assumptions. ([securinadetection.com](https://www.securinadetection.com/Bottle-Liquid-Scanner-Manufacturer-China.html))

· Evidence informing forecast-year allocation inputs; displayed values and growth are calculated: Positions microwave-based liquid-screening products for airports and customs. Supports commercial classification only; prices, authorization and purchasing weights remain assumptions. ([securinadetection.com](https://www.securinadetection.com/Bottle-Liquid-Scanner-Manufacturer-China.html))

33. Quick, Accurate Threat-Detection Scanner for Liquid, Aerosol, and Gels Eases and Secures Air Travel Worldwide

· Evidence informing base-year allocation inputs; displayed values and growth are calculated: Identifies LS10 as a complete commercial liquid scanner combining RF and ultrasonic capabilities, supporting nonduplicative complete-product attribution. ([battelle.org](https://www.battelle.org/insights/case-studies/case-study-details/quick-accurate-threat-detection-scanner-for-liquid-aerosol-and-gels-eases-and-secures-air-travel-worldwide))

· Evidence informing forecast-year allocation inputs; displayed values and growth are calculated: Identifies LS10 as a complete commercial liquid scanner combining RF and ultrasonic capabilities, supporting nonduplicative complete-product attribution. ([battelle.org](https://www.battelle.org/insights/case-studies/case-study-details/quick-accurate-threat-detection-scanner-for-liquid-aerosol-and-gels-eases-and-secures-air-travel-worldwide))

34. ECAC CEP Public Equipment List - Liquid Explosive Detection Systems, Update 10 July 2025

· Evidence informing base-year allocation inputs; displayed values and growth are calculated: The July xx.xx 2025 list includes One Resonance Sensors MobiLab BLS. This supports retained listed status for a named product, not active supply, paid installed stock or observed receipts. ([ecac-ceac.org](https://www.ecac-ceac.org/images/activities/security/ECAC-CEP-LEDS%20equipment%20public%20list-update%xx.xx-xx.xx-rev1.pdf))

· Evidence informing forecast-year allocation inputs; displayed values and growth are calculated: The July xx.xx 2025 list includes One Resonance Sensors MobiLab BLS. This supports retained listed status for a named product, not active supply, paid installed stock or observed receipts. ([ecac-ceac.org](https://www.ecac-ceac.org/images/activities/security/ECAC-CEP-LEDS%20equipment%20public%20list-update%xx.xx-xx.xx-rev1.pdf))

35. MobiLab BLS Bottled Liquid Scanner Endorsed By European Civil Aviation Conference

· Evidence informing base-year allocation inputs; displayed values and growth are calculated: The company's May xx.xx 2014 announcement identifies MobiLab BLS as an NMR-based airport liquid scanner and states that orders were being accepted. Establishes historical commercial offering, not 2025 deliveries. ([prnewswire.com](https://www.prnewswire.com/news-releases/mobilab-bls-bottled-liquid-scanner-endorsed-by-european-civil-aviation-conference-xx.xx.html))

· Evidence informing forecast-year allocation inputs; displayed values and growth are calculated: The company's May xx.xx 2014 announcement identifies MobiLab BLS as an NMR-based airport liquid scanner and states that orders were being accepted. Establishes historical commercial offering, not 2025 deliveries. ([prnewswire.com](https://www.prnewswire.com/news-releases/mobilab-bls-bottled-liquid-scanner-endorsed-by-european-civil-aviation-conference-xx.xx.html))

36. SafePointe BLS Powered by ORS - Bottled Liquid Explosives Detection Solution

· Evidence informing base-year allocation inputs; displayed values and growth are calculated: The branded supplier brochure documents an ORS-powered bottled-liquid product channel. Its availability does not establish current orders or support continuity; it supports only the legacy-channel modeling premise. ([uploads-ssl.webflow.com](https://uploads-ssl.webflow.com/608330bcae48962bf6d7ff37/6149f80be6c30d34b5e3debe_BLS-Flyer-Compressed.pdf))

· Evidence informing forecast-year allocation inputs; displayed values and growth are calculated: The branded supplier brochure documents an ORS-powered bottled-liquid product channel. Its availability does not establish current orders or support continuity; it supports only the legacy-channel modeling premise. ([uploads-ssl.webflow.com](https://uploads-ssl.webflow.com/608330bcae48962bf6d7ff37/6149f80be6c30d34b5e3debe_BLS-Flyer-Compressed.pdf))

37. Florida Division of Corporations - One Resonance Sensors, LLC, Entity Detail

· Evidence informing base-year allocation inputs; displayed values and growth are calculated: The official registry records One Resonance Sensors, LLC as inactive following administrative dissolution on September xx.xx 2019. This counterevidence constrains continuity assumptions but does not prove zero surviving product support. ([search.sunbiz.org](https://search.sunbiz.org/Inquiry/CorporationSearch/SearchResultDetail?aggregateId=flal-l11000122986-c57f60b3-690d-4c87-836a-9aeb045075e8&directionType=CurrentList&inquirytype=EntityName&listNameOrder=ONERESONANCESENSORS+L110001229860&searchNameOrder=ONERESONANCESENSORS+L110001229860&searchTerm=ONE+RED+AMPERSAND+LLC))

· Evidence informing forecast-year allocation inputs; displayed values and growth are calculated: The official registry records One Resonance Sensors, LLC as inactive following administrative dissolution on September xx.xx 2019. This counterevidence constrains continuity assumptions but does not prove zero surviving product support. ([search.sunbiz.org](https://search.sunbiz.org/Inquiry/CorporationSearch/SearchResultDetail?aggregateId=flal-l11000122986-c57f60b3-690d-4c87-836a-9aeb045075e8&directionType=CurrentList&inquirytype=EntityName&listNameOrder=ONERESONANCESENSORS+L110001229860&searchNameOrder=ONERESONANCESENSORS+L110001229860&searchTerm=ONE+RED+AMPERSAND+LLC))

38. Explosive Detection - Teledyne FLIR Defense

· Evidence informing base-year allocation inputs; displayed values and growth are calculated: Lists offered Fido X-series products and service support, supporting commercial offering continuity only, not airport-specific eligibility or sales weights. ([flir.com](https://www.flir.com/threat-detection/explosives/))

· Evidence informing forecast-year allocation inputs; displayed values and growth are calculated: Lists offered Fido X-series products and service support, supporting commercial offering continuity only, not airport-specific eligibility or sales weights. ([flir.com](https://www.flir.com/threat-detection/explosives/))

39. Scintrex Trace E3500 Explosive Trace Detection Unit - SecurityPro USA

· Evidence informing base-year allocation inputs; displayed values and growth are calculated: The distributor offers E3500 chemiluminescence equipment and identifies customs/border applications. Supports a commercial category lead, not measured airport purchasing or the assumed price. ([securityprousa.com](https://www.securityprousa.com/collections/explosive-detection/products/scintrex-trace-e3500-explosive-trace-detection-unit))

· Evidence informing forecast-year allocation inputs; displayed values and growth are calculated: The distributor offers E3500 chemiluminescence equipment and identifies customs/border applications. Supports a commercial category lead, not measured airport purchasing or the assumed price. ([securityprousa.com](https://www.securityprousa.com/collections/explosive-detection/products/scintrex-trace-e3500-explosive-trace-detection-unit))

40. Portable Explosive Detector - Trace Detector EVD-3000+
    - Evidence informing base-year allocation inputs; displayed values and growth are calculated: The distributor offers EVD-xx.xx+ thermo-redox equipment. Supports offered-product classification, not airport authorization, purchasing volume or the modeled realization. ([securityprousa.com](https://www.securityprousa.com/products/scintrex-trace-evd-xx.xx-portable-trace-detection-unit))
    - Evidence informing forecast-year allocation inputs; displayed values and growth are calculated: The distributor offers EVD-xx.xx+ thermo-redox equipment. Supports offered-product classification, not airport authorization, purchasing volume or the modeled realization. ([securityprousa.com](https://www.securityprousa.com/products/scintrex-trace-evd-xx.xx-portable-trace-detection-unit))
41. CATSA's Purchase Order Terms and Conditions
    - Evidence informing base-year allocation inputs; displayed values and growth are calculated: Contract terms constrain maintenance, parts and consumables escalation, qualifying unrestricted aftermarket pricing assumptions in the projection lifecycle model. ([catsa-acsta.gc.ca](https://www.catsa-acsta.gc.ca/en/publications/catsa-s-purchase-order-terms-and-conditions))
    - Evidence informing forecast-year allocation inputs; displayed values and growth are calculated: Contract terms constrain maintenance, parts and consumables escalation, qualifying unrestricted aftermarket pricing assumptions in the projection lifecycle model. ([catsa-acsta.gc.ca](https://www.catsa-acsta.gc.ca/en/publications/catsa-s-purchase-order-terms-and-conditions))
    - Evidence informing base-year allocation inputs; displayed values and growth are calculated: Contractual price limits constrain the pricing premise, but do not verify CT-specific global support receipts.
    - Evidence informing forecast-year allocation inputs; displayed values and growth are calculated: Contractual price limits constrain the pricing premise, but do not verify CT-specific global support receipts.
    - Evidence informing base-year allocation inputs; displayed values and growth are calculated: Maintenance and consumable escalation limits qualify the trace-platform pricing assumption rather than establishing the modeled IMS share.
    - Evidence informing forecast-year allocation inputs; displayed values and growth are calculated: Maintenance and consumable escalation limits qualify the trace-platform pricing assumption rather than establishing the modeled IMS share.
    - Evidence informing base-year allocation inputs; displayed values and growth are calculated: The pre-existing-software clause grants broad license rights without transferring ownership; proprietary ownership alone therefore cannot establish the Closed revenue numerator. ([catsa-acsta.gc.ca](https://www.catsa-acsta.gc.ca/en/publications/catsa-s-purchase-order-terms-and-conditions))
    - Evidence informing forecast-year allocation inputs; displayed values and growth are calculated: The pre-existing-software clause grants broad license rights without transferring ownership; proprietary ownership alone therefore cannot establish the Closed revenue numerator. ([catsa-acsta.gc.ca](https://www.catsa-acsta.gc.ca/en/publications/catsa-s-purchase-order-terms-and-conditions))
    - Evidence informing base-year allocation inputs; displayed values and growth are calculated: Software modification rights are not themselves proof of standards-based interfaces or independent component substitution; supports conservative classification. ([catsa-acsta.gc.ca](https://www.catsa-acsta.gc.ca/en/publications/catsa-s-purchase-order-terms-and-conditions))
    - Evidence informing forecast-year allocation inputs; displayed values and growth are calculated: Software modification rights are not themselves proof of standards-based interfaces or independent component substitution; supports conservative classification. ([catsa-acsta.gc.ca](https://www.catsa-acsta.gc.ca/en/publications/catsa-s-purchase-order-terms-and-conditions))

42. Liquids Scanner for Airport Security - UC Davis
    - Evidence informing base-year allocation inputs; displayed values and growth are calculated: The February xx.xx 2011 account establishes a development contract and licensing relationship. Its development allocation is excluded from 2025 receipts and does not establish a surviving commercial cohort. ([ucdavis.edu](https://www.ucdavis.edu/news/liquids-scanner-airport-security))
    - Evidence informing forecast-year allocation inputs; displayed values and growth are calculated: The February xx.xx 2011 account establishes a development contract and licensing relationship. Its development allocation is excluded from 2025 receipts and does not establish a surviving commercial cohort. ([ucdavis.edu](https://www.ucdavis.edu/news/liquids-scanner-airport-security))
43. Open Architecture for Airport Security Systems, Second Edition
    - Evidence informing base-year allocation inputs; displayed values and growth are calculated: Distinguishes proprietary integration from interoperable connections, supporting the category boundary rather than an observed revenue share. ([aci-europe.org](https://aci-europe.org/downloads/resources/Open%20Architecture%20for%20Airport%20Security%20Systems%202nd%20Edition.pdf))
    - Evidence informing forecast-year allocation inputs; displayed values and growth are calculated: Distinguishes proprietary integration from interoperable connections, supporting the category boundary rather than an observed revenue share. ([aci-europe.org](https://aci-europe.org/downloads/resources/Open%20Architecture%20for%20Airport%20Security%20Systems%202nd%20Edition.pdf))
    - Evidence informing base-year allocation inputs; displayed values and growth are calculated: Integration does not guarantee interoperability; this constrains attribution of vendor-mediated configurations. ([aci-europe.org](https://aci-europe.org/downloads/resources/Open%20Architecture%20for%20Airport%20Security%20Systems%202nd%20Edition.pdf))
    - Evidence informing forecast-year allocation inputs; displayed values and growth are calculated: Integration does not guarantee interoperability; this constrains attribution of vendor-mediated configurations. ([aci-europe.org](https://aci-europe.org/downloads/resources/Open%20Architecture%20for%20Airport%20Security%20Systems%202nd%20Edition.pdf))
    - Evidence informing base-year allocation inputs; displayed values and growth are calculated: Allows identified partial compliance and discusses accountable integration responsibilities; supports scoped open attribution, not whole-purchase reclassification. ([aci-europe.org](https://aci-europe.org/downloads/resources/Open%20Architecture%20for%20Airport%20Security%20Systems%202nd%20Edition.pdf))
    - Evidence informing forecast-year allocation inputs; displayed values and growth are calculated: Allows identified partial compliance and discusses accountable integration responsibilities; supports scoped open attribution, not whole-purchase reclassification. ([aci-europe.org](https://aci-europe.org/downloads/resources/Open%20Architecture%20for%20Airport%20Security%20Systems%202nd%20Edition.pdf))

44. CATSA 2025 Annual Report - Overview of Activities

- Evidence informing base-year allocation inputs; displayed values and growth are calculated: Reports xx.xx CATSA Plus lines across xx.xx airports serving more than xx.xx% of passengers in 2024/xx.xx; provides an independent integration-activity check, not a direct value allocation. ([catsa-acsta.gc.ca](https://www.catsa-acsta.gc.ca/en/publications/2025-annual-report/overview-activities))
- Evidence informing forecast-year allocation inputs; displayed values and growth are calculated: Reports xx.xx CATSA Plus lines across xx.xx airports serving more than xx.xx% of passengers in 2024/xx.xx; provides an independent integration-activity check, not a direct value allocation. ([catsa-acsta.gc.ca](https://www.catsa-acsta.gc.ca/en/publications/2025-annual-report/overview-activities))
- Evidence informing base-year allocation inputs; displayed values and growth are calculated: The reported modernized passenger coverage constrains an assumption of universally standalone activity, while leaving commercial architecture and revenue attribution unresolved. ([catsa-acsta.gc.ca](https://www.catsa-acsta.gc.ca/en/publications/2025-annual-report/overview-activities))
- Evidence informing forecast-year allocation inputs; displayed values and growth are calculated: The reported modernized passenger coverage constrains an assumption of universally standalone activity, while leaving commercial architecture and revenue attribution unresolved. ([catsa-acsta.gc.ca](https://www.catsa-acsta.gc.ca/en/publications/2025-annual-report/overview-activities))
- Evidence informing forecast-year allocation inputs; displayed values and growth are calculated: The annual report identifies enhanced non-passenger requirements and implementation planned from spring 2025. This supports a conditional modernization premise, not the modeled global uptake factor.
- Evidence informing base-year allocation inputs; displayed values and growth are calculated: Reports xx.xx CATSA Plus lines and more than xx.xx% passenger coverage in 2024/xx.xx; provides a Canadian adoption comparator, not a global local-review revenue weight. ([catsa-acsta.gc.ca](https://www.catsa-acsta.gc.ca/en/publications/2025-annual-report/overview-activities))
- Evidence informing forecast-year allocation inputs; displayed values and growth are calculated: Reports xx.xx CATSA Plus lines and more than xx.xx% passenger coverage in 2024/xx.xx; provides a Canadian adoption comparator, not a global local-review revenue weight. ([catsa-acsta.gc.ca](https://www.catsa-acsta.gc.ca/en/publications/2025-annual-report/overview-activities))
- Evidence informing base-year allocation inputs; displayed values and growth are calculated: Identifies remote screening within CATSA Plus and quantifies deployment; constrains the commercial-adoption premise but does not establish each review room's location. ([catsa-acsta.gc.ca](https://www.catsa-acsta.gc.ca/en/publications/2025-annual-report/overview-activities))
- Evidence informing forecast-year allocation inputs; displayed values and growth are calculated: Identifies remote screening within CATSA Plus and quantifies deployment; constrains the commercial-adoption premise but does not establish each review room's location. ([catsa-acsta.gc.ca](https://www.catsa-acsta.gc.ca/en/publications/2025-annual-report/overview-activities))
- Evidence informing base-year allocation inputs; displayed values and growth are calculated: Deployment coverage constrains the addressable network-enabled pool; it does not disclose hybrid contracts or justify the modeled hybrid percentage. ([catsa-acsta.gc.ca](https://www.catsa-acsta.gc.ca/en/publications/2025-annual-report/overview-activities))
- Evidence informing forecast-year allocation inputs; displayed values and growth are calculated: Deployment coverage constrains the addressable network-enabled pool; it does not disclose hybrid contracts or justify the modeled hybrid percentage. ([catsa-acsta.gc.ca](https://www.catsa-acsta.gc.ca/en/publications/2025-annual-report/overview-activities))

45. CATSA - Beyond the Checkpoint, December 2025

- Evidence informing base-year allocation inputs; displayed values and growth are calculated: Reports xx.xx operational CT machines at eight airports and a modular-line average of xx.xx passengers per hour versus xx.xx for traditional multi-split lines; supports the bounded throughput-to-unit bridge and phased-deployment premise. ([catsa-acsta.gc.ca](https://www.catsa-acsta.gc.ca/en/about-us/beyond-checkpoint-2025-december))
- Evidence informing forecast-year allocation inputs; displayed values and growth are calculated: Reports xx.xx operational CT machines at eight airports and a modular-line average of xx.xx passengers per hour versus xx.xx for traditional multi-split lines; supports the bounded throughput-to-unit bridge and phased-deployment premise. ([catsa-acsta.gc.ca](https://www.catsa-acsta.gc.ca/en/about-us/beyond-checkpoint-2025-december))

46. Smiths Detection Delivers Fully Automated International Remote Baggage Screening System Between South Korea and the United States

- Evidence informing base-year allocation inputs; displayed values and growth are calculated: The January xx.xx 2026 disclosure identifies xx.xx software licenses and DICOS V3.xx.xx exchange, and dates operational service to August 2025. Supports commercial standards-based activity and forecast feasibility, not an observed global share or a confirmed 2025 license inventory. ([smithsdetection.com](https://www.smithsdetection.com/press-releases/smiths-detection-delivers-fully-automated-international-remote-baggage-screening-system-between-south-korea-and-the-united-states/))
- Evidence informing forecast-year allocation inputs; displayed values and growth are calculated: The January xx.xx 2026 disclosure identifies xx.xx software licenses and DICOS V3.xx.xx exchange, and dates operational service to August 2025. Supports commercial standards-based activity and forecast feasibility, not an observed global share or a confirmed 2025 license inventory. ([smithsdetection.com](https://www.smithsdetection.com/press-releases/smiths-detection-delivers-fully-automated-international-remote-baggage-screening-system-between-south-korea-and-the-united-states/))

47. SeeTrue Marks Milestone with Over 100 X-ray Checkpoint Installations of Advanced AI-Based Threat Detection Software

- Evidence informing base-year allocation inputs; displayed values and growth are calculated: The December xx.xx 2024 announcement reports the 100th operational screening lane across airports and other sectors. Provides a limited commercial-adoption scale check; it is neither airport-only nor a census of standards-based entitlements. ([seetrue.ai](https://www.seetrue.ai/seetrue-marks-milestone-with-over-xx.xx-x-ray-checkpoint-installations-of-advanced-ai-based-threat-detection-software/))
- Evidence informing forecast-year allocation inputs; displayed values and growth are calculated: The December xx.xx 2024 announcement reports the 100th operational screening lane across airports and other sectors. Provides a limited commercial-adoption scale check; it is neither airport-only nor a census of standards-based entitlements. ([seetrue.ai](https://www.seetrue.ai/seetrue-marks-milestone-with-over-xx.xx-x-ray-checkpoint-installations-of-advanced-ai-based-threat-detection-software/))

48. Scarabee's Checkpoint Property Screening System to be deployed at DEN

- Evidence informing base-year allocation inputs; displayed values and growth are calculated: Describes a xx.xx-lane Denver award combining Scarabee lanes with Smiths scanners. Corroborates a commercial mixed-supplier integration route; an award is not realized annual revenue or proof of unrestricted interoperability. ([daifukuatec.com](https://daifukuatec.com/news/scarabees-checkpoint-property-screening-system-to-be-deployed-at-den))
- Evidence informing forecast-year allocation inputs; displayed values and growth are calculated: Describes a xx.xx-lane Denver award combining Scarabee lanes with Smiths scanners. Corroborates a commercial mixed-supplier integration route; an award is not realized annual revenue or proof of unrestricted interoperability. ([daifukuatec.com](https://daifukuatec.com/news/scarabees-checkpoint-property-screening-system-to-be-deployed-at-den))

49. CATSA Annual Report 2024 - Management's Discussion and Analysis

- Evidence informing base-year allocation inputs; displayed values and growth are calculated: FY2023/xx.xx pre-board capital appropriations used of C$xx.xx provide the second period in the non-passenger-to-cabin purchasing comparison.
- Evidence informing base-year allocation inputs; displayed values and growth are calculated: FY2023/xx.xx non-passenger capital appropriations used of C$xx.xx enter the two-period activity proxy; they do not identify the property-only fraction.
- Evidence informing forecast-year allocation inputs; displayed values and growth are calculated: FY2023/xx.xx non-passenger capital appropriations used of C$xx.xx enter the two-period activity proxy; they do not identify the property-only fraction.

50. Smiths Detection confirm order of 91 advanced scanners for new terminals at Moscow Sheremetyevo International Airport
    - Evidence informing base-year allocation inputs; displayed values and growth are calculated: The dated airport deployment includes xx.xx entrance baggage systems and xx.xx cabin-checkpoint systems. Their ratio supplies a historical relative-density proxy, subsequently discounted for assumed global coverage.
    - Evidence informing forecast-year allocation inputs; displayed values and growth are calculated: The dated airport deployment includes xx.xx entrance baggage systems and xx.xx cabin-checkpoint systems. Their ratio supplies a historical relative-density proxy, subsequently discounted for assumed global coverage.
51. Cochin International Airport Selects Smiths Detection's CTX 9800 for Next-Generation Hold Baggage Screening
    - Evidence informing base-year allocation inputs; displayed values and growth are calculated: The May 2017 deployment identifies xx.xx customs baggage systems alongside four hold-baggage systems. This supports the customs-intensive historical configuration proxy, not current global fleet or revenue observations.
    - Evidence informing forecast-year allocation inputs; displayed values and growth are calculated: The May 2017 deployment identifies xx.xx customs baggage systems alongside four hold-baggage systems. This supports the customs-intensive historical configuration proxy, not current global fleet or revenue observations.
52. CATSA Functions, Programs and Activities
    - Evidence informing base-year allocation inputs; displayed values and growth are calculated: Hold-baggage activities include equipment purchase, baggage-handling integration and equipment maintenance, supporting the checked-baggage capital and lifecycle boundary.
    - Evidence informing forecast-year allocation inputs; displayed values and growth are calculated: Hold-baggage activities include equipment purchase, baggage-handling integration and equipment maintenance, supporting the checked-baggage capital and lifecycle boundary.
    - Evidence informing base-year allocation inputs; displayed values and growth are calculated: Non-passenger screening covers airport workers and their belongings; only attributable property-screening offerings enter this allocation.
    - Evidence informing forecast-year allocation inputs; displayed values and growth are calculated: Non-passenger screening covers airport workers and their belongings; only attributable property-screening offerings enter this allocation.
53. Fraport TAV Antalya Airport - About the security control itself
    - Evidence informing base-year allocation inputs; displayed values and growth are calculated: The airport operator distinguishes terminal-entry security from a subsequent checkpoint. This supports a separate entrance-screening mission while providing no global prevalence or spending share.
    - Evidence informing forecast-year allocation inputs; displayed values and growth are calculated: The airport operator distinguishes terminal-entry security from a subsequent checkpoint. This supports a separate entrance-screening mission while providing no global prevalence or spending share.
54. EMSD VoiceLink, Issue 79, June 2026 - EMSD Provides Comprehensive Support for Terminal 2 Commissioning
    - Evidence informing forecast-year allocation inputs; displayed values and growth are calculated: The June 2026 account identifies baggage-and-parcel equipment procurement and installation for the customs authority at Terminal xx.xx. It supports a separate commissioning mission but does not isolate baggage expenditure.
55. GAO-26-107811 - Guam: Considerations for Evaluating Alternative Customs Models and Potential Economic Effects
    - Evidence informing base-year allocation inputs; displayed values and growth are calculated: The audit identifies two historical airport-customs baggage systems inactive for years and delayed replacement procurement. This challenges conversion of installed stock or acknowledged need directly into annual equipment and support revenue.
    - Evidence informing forecast-year allocation inputs; displayed values and growth are calculated: The audit identifies two historical airport-customs baggage systems inactive for years and delayed replacement procurement. This challenges conversion of installed stock or acknowledged need directly into annual equipment and support revenue.

56. Bank of Canada - Annual exchange rates
    - Evidence informing base-year allocation inputs; displayed values and growth are calculated: Annual exchange-rate observations support the inherited fiscal-period approximation of xx.xx Canadian dollars per U.S. dollar; this is not a transaction-weighted exchange rate.
    - Evidence informing forecast-year allocation inputs; displayed values and growth are calculated: Annual exchange-rate observations support the inherited fiscal-period approximation of xx.xx Canadian dollars per U.S. dollar; this is not a transaction-weighted exchange rate.
57. Japan's leading airline revolutionizes check in experience with new Smiths Detection technology
    - Evidence informing base-year allocation inputs; displayed values and growth are calculated: The August 2023 announcement identifies JAL as customer for five screening ecosystems and reports xx.xx deployed iLane units across Japan. These are historical commercial-stock anchors, not an airline-only fleet or 2025 sales observation.
    - Evidence informing forecast-year allocation inputs; displayed values and growth are calculated: The August 2023 announcement identifies JAL as customer for five screening ecosystems and reports xx.xx deployed iLane units across Japan. These are historical commercial-stock anchors, not an airline-only fleet or 2025 sales observation.
58. Narita International Airport anticipates threats with integrated solutions
    - Evidence informing base-year allocation inputs; displayed values and growth are calculated: Identifies Narita airport as a screening-technology customer and describes xx.xx lane-related installations, qualifying any assumption that the supplier's Japanese installed stock was purchased entirely by airlines.
    - Evidence informing forecast-year allocation inputs; displayed values and growth are calculated: Identifies Narita airport as a screening-technology customer and describes xx.xx lane-related installations, qualifying any assumption that the supplier's Japanese installed stock was purchased entirely by airlines.
59. MLIT - 保安検査の実施主体が変わります！ - June 27, 2025
    - Evidence informing forecast-year allocation inputs; displayed values and growth are calculated: The June xx.xx 2025 announcement targets transfer of security-screening responsibility from airlines to airport managers, with leading cases targeted in FY2026. Supports a conditional reduction in airline purchasing, not an observed contract-transfer percentage.
    - Evidence informing forecast-year allocation inputs; displayed values and growth are calculated: The transfer direction supports modeled airport-manager purchasing gains. Continued shared financing does not imply equal purchasing shares.
60. ICTS International N.V. - Annual Report for the year ended December 31, 2025
    - Evidence informing base-year allocation inputs; displayed values and growth are calculated: Discloses USD xx.xx company-wide property/equipment purchases and USD xx.xx airport-security revenue in 2025. Supports an asset-light purchasing-intensity proxy; the in-scope fraction and global expansion remain assumptions.
    - Evidence informing forecast-year allocation inputs; displayed values and growth are calculated: Discloses USD xx.xx company-wide property/equipment purchases and USD xx.xx airport-security revenue in 2025. Supports an asset-light purchasing-intensity proxy; the in-scope fraction and global expansion remain assumptions.
61. EU Publications Office - Purchase and maintenance of non-intrusive X-ray inspection equipment for baggage and air cargo volume control
    - Evidence informing base-year allocation inputs; displayed values and growth are calculated: Identifies Autoridade Tributária e Aduaneira as buyer and reports a 2026 award of EUR xx.xx across four lots for baggage/air-cargo inspection equipment and maintenance. Provides a buyer-role and commercial-scale comparator, not 2025 baggage-only annual expenditure.
    - Evidence informing forecast-year allocation inputs; displayed values and growth are calculated: Identifies Autoridade Tributária e Aduaneira as buyer and reports a 2026 award of EUR xx.xx across four lots for baggage/air-cargo inspection equipment and maintenance. Provides a buyer-role and commercial-scale comparator, not 2025 baggage-only annual expenditure.

62. ACI World - Busiest Airports in the World
    - Evidence informing base-year allocation inputs; displayed values and growth are calculated: Reports approximately xx.xx international airport passenger movements in 2025. Half provides an approximate arrival-movement scale check before transfer exclusions, not a customs examination or equipment-purchasing weight.
    - Evidence informing forecast-year allocation inputs; displayed values and growth are calculated: Reports approximately xx.xx international airport passenger movements in 2025. Half provides an approximate arrival-movement scale check before transfer exclusions, not a customs examination or equipment-purchasing weight.
63. Heathrow announces £2.3bn accelerated investment plan to upgrade the UK's international gateway to growth
    - Evidence informing base-year allocation inputs; displayed values and growth are calculated: Reports GBP xx.xx invested in security-lane upgrades during 2024, supporting material airport-directed purchasing. Broader infrastructure obligations and historical timing prevent treating the amount as 2025 in-scope market receipts.
    - Evidence informing forecast-year allocation inputs; displayed values and growth are calculated: Reports GBP xx.xx invested in security-lane upgrades during 2024, supporting material airport-directed purchasing. Broader infrastructure obligations and historical timing prevent treating the amount as 2025 in-scope market receipts.
64. Fraport Assumes Responsibility for Aviation Security Checks at Frankfurt Airport
    - Evidence informing base-year allocation inputs; displayed values and growth are calculated: Documents Fraport's checkpoint-management responsibility from January 2023, six initial CT-equipped lanes and three contracted screening providers. Supports distinguishing an airport commissioning role from regulator oversight and contracted screening labor.
    - Evidence informing forecast-year allocation inputs; displayed values and growth are calculated: Documents Fraport's checkpoint-management responsibility from January 2023, six initial CT-equipped lanes and three contracted screening providers. Supports distinguishing an airport commissioning role from regulator oversight and contracted screening labor.
65. Advanced Cabin Baggage Screening - Computed Tomography Implementation Guide
    - Evidence informing base-year allocation inputs; displayed values and growth are calculated: Distinguishes standalone CT, including equipment-local conveyance, from integrated screening-lane configurations; supports attribution boundaries, not a revenue weight.
    - Evidence informing forecast-year allocation inputs; displayed values and growth are calculated: Distinguishes standalone CT, including equipment-local conveyance, from integrated screening-lane configurations; supports attribution boundaries, not a revenue weight.
    - Evidence informing base-year allocation inputs; displayed values and growth are calculated: Identifies automated tray-return and automated screening-lane integration as commercially distinct configurations; supports the lane-integrated category definition.
    - Evidence informing forecast-year allocation inputs; displayed values and growth are calculated: Identifies automated tray-return and automated screening-lane integration as commercially distinct configurations; supports the lane-integrated category definition.
66. GAO-12-266 - Checked Baggage Screening: TSA Has Deployed Optimal Systems at the Majority of TSA-Regulated Airports, but Could Strengthen Cost Estimates
    - Evidence informing base-year allocation inputs; displayed values and growth are calculated: The December 2011 table reports xx.xx standalone EDS alongside xx.xx in-line EDS; this historical machine-count comparator constrains, but does not determine, the current global allocation.
    - Evidence informing forecast-year allocation inputs; displayed values and growth are calculated: The December 2011 table reports xx.xx standalone EDS alongside xx.xx in-line EDS; this historical machine-count comparator constrains, but does not determine, the current global allocation.
    - Evidence informing base-year allocation inputs; displayed values and growth are calculated: Reports xx.xx in-line EDS across xx.xx in-line systems and distinguishes equipment counts from integrated-system counts; supports the historical configuration bridge.
    - Evidence informing forecast-year allocation inputs; displayed values and growth are calculated: Reports xx.xx in-line EDS across xx.xx in-line systems and distinguishes equipment counts from integrated-system counts; supports the historical configuration bridge.

67. Smiths Detection selected as security technology provider to International Airport Heraklion Crete

- Evidence informing base-year allocation inputs; displayed values and growth are calculated: The September xx.xx 2025 announcement identifies eight cabin CT scanners and eight automated tray-return systems for Heraklion, with installation planned across late 2025 and mid-2026; supports ongoing integrated procurement, not realized annual revenue.
- Evidence informing forecast-year allocation inputs; displayed values and growth are calculated: The September xx.xx 2025 announcement identifies eight cabin CT scanners and eight automated tray-return systems for Heraklion, with installation planned across late 2025 and mid-2026; supports ongoing integrated procurement, not realized annual revenue.

68. Centralised Image Processing: The Impact on Security Checkpoints

- Evidence informing base-year allocation inputs; displayed values and growth are calculated: Distinguishes checkpoint-local image review from separate-room arrangements; supports retaining networked local activity rather than automatically assigning it to remote review. ([casra.ch](https://casra.ch/wp-content/uploads/2021/xx.xx/Kuhn-2017.-Centralised-image-processing.pdf))
- Evidence informing forecast-year allocation inputs; displayed values and growth are calculated: Distinguishes checkpoint-local image review from separate-room arrangements; supports retaining networked local activity rather than automatically assigning it to remote review. ([casra.ch](https://casra.ch/wp-content/uploads/2021/xx.xx/Kuhn-2017.-Centralised-image-processing.pdf))
- Evidence informing base-year allocation inputs; displayed values and growth are calculated: Describes separate screening rooms and established remote hold-baggage review at larger airports; supports the cohort-maturity premise, not a numerical global share. ([casra.ch](https://casra.ch/wp-content/uploads/2021/xx.xx/Kuhn-2017.-Centralised-image-processing.pdf))
- Evidence informing forecast-year allocation inputs; displayed values and growth are calculated: Describes separate screening rooms and established remote hold-baggage review at larger airports; supports the cohort-maturity premise, not a numerical global share. ([casra.ch](https://casra.ch/wp-content/uploads/2021/xx.xx/Kuhn-2017.-Centralised-image-processing.pdf))
- Evidence informing base-year allocation inputs; displayed values and growth are calculated: Describes combined checkpoint and remote-room arrangements, establishing a mixed-location commercial configuration without measuring its prevalence or price. ([casra.ch](https://casra.ch/wp-content/uploads/2021/xx.xx/Kuhn-2017.-Centralised-image-processing.pdf))
- Evidence informing forecast-year allocation inputs; displayed values and growth are calculated: Describes combined checkpoint and remote-room arrangements, establishing a mixed-location commercial configuration without measuring its prevalence or price. ([casra.ch](https://casra.ch/wp-content/uploads/2021/xx.xx/Kuhn-2017.-Centralised-image-processing.pdf))

69. Annual Report 2024 - CATSA's Operating Environment

- Evidence informing base-year allocation inputs; displayed values and growth are calculated: Reports xx.xx CATSA Plus lines and more than xx.xx% passenger coverage in 2023/xx.xx providing the historical comparison rather than a global location allocation. ([catsa-acsta.gc.ca](https://www.catsa-acsta.gc.ca/en/publications/catsa-s-operating-environment))
- Evidence informing forecast-year allocation inputs; displayed values and growth are calculated: Reports xx.xx CATSA Plus lines and more than xx.xx% passenger coverage in 2023/xx.xx providing the historical comparison rather than a global location allocation. ([catsa-acsta.gc.ca](https://www.catsa-acsta.gc.ca/en/publications/catsa-s-operating-environment))
- Evidence informing base-year allocation inputs; displayed values and growth are calculated: Together with the subsequent annual report, supports a seven-line deployment increase without a corresponding increase in reported passenger coverage. ([catsa-acsta.gc.ca](https://www.catsa-acsta.gc.ca/en/publications/catsa-s-operating-environment))
- Evidence informing forecast-year allocation inputs; displayed values and growth are calculated: Together with the subsequent annual report, supports a seven-line deployment increase without a corresponding increase in reported passenger coverage. ([catsa-acsta.gc.ca](https://www.catsa-acsta.gc.ca/en/publications/catsa-s-operating-environment))
- Evidence informing base-year allocation inputs; displayed values and growth are calculated: Provides a historical network-enabled deployment anchor, while leaving the physical mixed-location contract share unmeasured. ([catsa-acsta.gc.ca](https://www.catsa-acsta.gc.ca/en/publications/catsa-s-operating-environment))
- Evidence informing forecast-year allocation inputs; displayed values and growth are calculated: Provides a historical network-enabled deployment anchor, while leaving the physical mixed-location contract share unmeasured. ([catsa-acsta.gc.ca](https://www.catsa-acsta.gc.ca/en/publications/catsa-s-operating-environment))

70. L22020-T-TG Upgrades to the Passenger Search Area, body scanners, EDS C3 cabin baggage screening - Contract Award Notice

- Evidence informing base-year allocation inputs; displayed values and growth are calculated: The January xx.xx 2023 Luton award expressly includes construction of a remote screening room at the airport terminal, supporting separate-room commercial procurement. Its broader scope is not treated as baggage-only annual revenue. ([find-tender.service.gov.uk](https://www.find-tender.service.gov.uk/Notice/xx.xx-2023))
- Evidence informing forecast-year allocation inputs; displayed values and growth are calculated: The January xx.xx 2023 Luton award expressly includes construction of a remote screening room at the airport terminal, supporting separate-room commercial procurement. Its broader scope is not treated as baggage-only annual revenue. ([find-tender.service.gov.uk](https://www.find-tender.service.gov.uk/Notice/xx.xx-2023))

71. Greater Orlando Aviation Authority - Minutes of the February 19, 2025 Meeting

- Evidence informing base-year allocation inputs; displayed values and growth are calculated: Authorizes up to USD xx.xx for baggage-system and Remote Screening Facility network/server separation. Half this ceiling is an explicitly assumed deployment-cost comparator, not observed off-site receipts. ([assets.ctfassets.net](https://assets.ctfassets.net/qiecpoxp4bka/6BCjKImOwJmeZxqtGVdpYR/1e2d759a2c44b5b6d71193cb9927ec75/2025-xx.xx-19_Board_Minutes.pdf))
- Evidence informing forecast-year allocation inputs; displayed values and growth are calculated: Authorizes up to USD xx.xx for baggage-system and Remote Screening Facility network/server separation. Half this ceiling is an explicitly assumed deployment-cost comparator, not observed off-site receipts. ([assets.ctfassets.net](https://assets.ctfassets.net/qiecpoxp4bka/6BCjKImOwJmeZxqtGVdpYR/1e2d759a2c44b5b6d71193cb9927ec75/2025-xx.xx-19_Board_Minutes.pdf))
- Evidence informing base-year allocation inputs; displayed values and growth are calculated: Provides the commercial networking-cost anchor for the modeled transfer from existing on-site pools, avoiding additional market value or duplicate host-equipment attribution. ([assets.ctfassets.net](https://assets.ctfassets.net/qiecpoxp4bka/6BCjKImOwJmeZxqtGVdpYR/1e2d759a2c44b5b6d71193cb9927ec75/2025-xx.xx-19_Board_Minutes.pdf))
- Evidence informing forecast-year allocation inputs; displayed values and growth are calculated: Provides the commercial networking-cost anchor for the modeled transfer from existing on-site pools, avoiding additional market value or duplicate host-equipment attribution. ([assets.ctfassets.net](https://assets.ctfassets.net/qiecpoxp4bka/6BCjKImOwJmeZxqtGVdpYR/1e2d759a2c44b5b6d71193cb9927ec75/2025-xx.xx-19_Board_Minutes.pdf))

72. American and U.S. Customs and Border Protection pilot innovative baggage screening initiative

- Evidence informing base-year allocation inputs; displayed values and growth are calculated: American's April xx.xx 2025 announcement identifies a daily Sydney-Los Angeles IRBS pilot and unchanged screening requirements. It anchors one sampled connection and an assumed partial-year licensing period, not disclosed revenue. ([s202.q4cdn.com](https://s202.q4cdn.com/xx.xx/files/doc_news/American-and-US-Customs-and-Border-Protection-pilot-innovative-baggage-screening-initiative-OPS-OTH-xx.xx-2025.pdf))
- Evidence informing forecast-year allocation inputs; displayed values and growth are calculated: American's April xx.xx 2025 announcement identifies a daily Sydney-Los Angeles IRBS pilot and unchanged screening requirements. It anchors one sampled connection and an assumed partial-year licensing period, not disclosed revenue. ([s202.q4cdn.com](https://s202.q4cdn.com/xx.xx/files/doc_news/American-and-US-Customs-and-Border-Protection-pilot-innovative-baggage-screening-initiative-OPS-OTH-xx.xx-2025.pdf))

73. 델타항공-대한항공, 인천발 애틀랜타 노선 대상 위탁수하물 원격 검색 방식 신규 도입

- Evidence informing base-year allocation inputs; displayed values and growth are calculated: The August xx.xx 2025 announcement identifies the Incheon-Atlanta IRBS arrangement, anchoring a second sampled connection and a partial-year commercial-activity assumption without establishing contract value. ([news.delta.com](https://news.delta.com/delta-and-koreanair-launch-remote-baggage-screening-on-icn-atl-KR))
- Evidence informing forecast-year allocation inputs; displayed values and growth are calculated: The August xx.xx 2025 announcement identifies the Incheon-Atlanta IRBS arrangement, anchoring a second sampled connection and a partial-year commercial-activity assumption without establishing contract value. ([news.delta.com](https://news.delta.com/delta-and-koreanair-launch-remote-baggage-screening-on-icn-atl-KR))

74. United Launches CBP's International Remote Baggage Screening on Select International Flights

· Evidence informing base-year allocation inputs; displayed values and growth are calculated: United's September xx.xx 2025 announcement identifies daily Sydney-San Francisco service and named technology partners, anchoring a third sampled connection. It reports no attributable software or integration receipts. ([united.mediaroom.com](https://united.mediaroom.com/2025-xx.xx-xx.xx-United-Launches-CBPs-International-Remote-Baggage-Screening-on-Select-International-Flights))

· Evidence informing forecast-year allocation inputs; displayed values and growth are calculated: United's September xx.xx 2025 announcement identifies daily Sydney-San Francisco service and named technology partners, anchoring a third sampled connection. It reports no attributable software or integration receipts. ([united.mediaroom.com](https://united.mediaroom.com/2025-xx.xx-xx.xx-United-Launches-CBPs-International-Remote-Baggage-Screening-on-Select-International-Flights))

75. Airline Passengers Face Fewer Bag Checkpoints, Thanks to PNNL, Partners

· Evidence informing forecast-year allocation inputs; displayed values and growth are calculated: The August xx.xx 2026 laboratory release describes implementation on additional routes, including Seoul arrivals at Minneapolis-St. Paul and Detroit. This supports expansion direction, not the forecast connection count, realization or global share. ([pnnl.gov](https://www.pnnl.gov/news-media/airline-passengers-face-fewer-bag-checkpoints-thanks-pnnl-partners))

76. TSA awards $781.2 million to procure additional CT X-Ray scanners for airport checkpoints

· Evidence informing base-year allocation inputs; displayed values and growth are calculated: The March xx.xx 2022 announcement identifies up to USD xx.xx for procurement and maintenance of up to xx.xx systems from an OEM. This is a historical procurement-scale anchor, not annual 2025 direct-channel revenue. ([content.govdelivery.com](https://content.govdelivery.com/accounts/USDHSTSA/bulletins/30f6e5f))

· Evidence informing base-year allocation inputs; displayed values and growth are calculated: The award includes full-size automated lanes, cautioning against assigning all automation value to non-OEM integration primes; exact contractual-role attribution is not disclosed. ([content.govdelivery.com](https://content.govdelivery.com/accounts/USDHSTSA/bulletins/30f6e5f))

77. OSI Systems, Inc. - Form 10-K for the fiscal year ended June 30, 2026

· Evidence informing base-year allocation inputs; displayed values and growth are calculated: The filing describes regional direct security-product sales and direct maintenance relationships. Its broader security scope supports route coexistence, not baggage-only sales weights. ([sec.gov](https://www.sec.gov/Archives/edgar/data/xx.xx/xx.xx/osis-20260630x10k.htm))

· Evidence informing forecast-year allocation inputs; displayed values and growth are calculated: The filing describes regional direct security-product sales and direct maintenance relationships. Its broader security scope supports route coexistence, not baggage-only sales weights. ([sec.gov](https://www.sec.gov/Archives/edgar/data/xx.xx/xx.xx/osis-20260630x10k.htm))

· Evidence informing base-year allocation inputs; displayed values and growth are calculated: The company identifies a global independent-distributor network, supporting a continuing indirect route without quantifying its value share. ([sec.gov](https://www.sec.gov/Archives/edgar/data/xx.xx/xx.xx/osis-20260630x10k.htm))

· Evidence informing forecast-year allocation inputs; displayed values and growth are calculated: The company identifies a global independent-distributor network, supporting a continuing indirect route without quantifying its value share. ([sec.gov](https://www.sec.gov/Archives/edgar/data/xx.xx/xx.xx/osis-20260630x10k.htm))

· Evidence informing base-year allocation inputs; displayed values and growth are calculated: Authorized service providers are identified separately from distributors, supporting distinct technical-service attribution and access limitations. ([sec.gov](https://www.sec.gov/Archives/edgar/data/xx.xx/xx.xx/osis-20260630x10k.htm))

· Evidence informing forecast-year allocation inputs; displayed values and growth are calculated: Authorized service providers are identified separately from distributors, supporting distinct technical-service attribution and access limitations. ([sec.gov](https://www.sec.gov/Archives/edgar/data/xx.xx/xx.xx/osis-20260630x10k.htm))

78. SriLankan Airlines - Invitation for Supply, Installation, Commissioning and Maintenance of Dual View Heavy and Medium X-Ray Machines, Reference 202130407

· Evidence informing base-year allocation inputs; displayed values and growth are calculated: The 2021 purchaser invitation permits an OEM or authorized OEM agent and requires authorization for the latter. It establishes equipment-channel eligibility, not an award or software-resale right. ([srilankan.com](https://www.srilankan.com/download/tender/TN-Invitationforsubmiss-xx.xx.pdf))

79. JFK Millennium Partners Selects K2 to Deliver State-of-the-Art Security Screening Checkpoint at new JFK Terminal 6

· Evidence informing base-year allocation inputs; displayed values and growth are calculated: The March xx.xx 2025 appointment assigns procurement and deployment coordination across multiple technology suppliers at a future ten-gate terminal. It supports integration-prime participation and a forecast mechanism, not a disclosed share or completed 2025 revenue. ([portauthoritybuilds.com](https://www.portauthoritybuilds.com/redevelopment/us/en/jfk/planned-projects/terminal-xx.xx/news/jfk-millennium-partners-selects-k2-to-deliver-state-of-the-art-s.html))

· Evidence informing forecast-year allocation inputs; displayed values and growth are calculated: The March xx.xx 2025 appointment assigns procurement and deployment coordination across multiple technology suppliers at a future ten-gate terminal. It supports integration-prime participation and a forecast mechanism, not a disclosed share or completed 2025 revenue. ([portauthoritybuilds.com](https://www.portauthoritybuilds.com/redevelopment/us/en/jfk/planned-projects/terminal-xx.xx/news/jfk-millennium-partners-selects-k2-to-deliver-state-of-the-art-s.html))

· Evidence informing base-year allocation inputs; displayed values and growth are calculated: The March xx.xx 2025 appointment covers baggage CT and automated bin-return equipment for a future xx.xx-gate terminal, with phased opening planned for 2026-2028. It establishes new-installation activity, not attributable 2025 receipts; wider airport investment and person-only technologies are excluded.

· Evidence informing forecast-year allocation inputs; displayed values and growth are calculated: The March xx.xx 2025 appointment covers baggage CT and automated bin-return equipment for a future xx.xx-gate terminal, with phased opening planned for 2026-2028. It establishes new-installation activity, not attributable 2025 receipts; wider airport investment and person-only technologies are excluded.

80. CATSA Corporate Plan 2024-25 to 2028-29 Summary - Key Corporate Risks

· Evidence informing base-year allocation inputs; displayed values and growth are calculated: The authority reports transferring maintenance of most screening equipment to KPrime in 2023/xx.xx. This establishes a separately contracted maintenance relationship, without a baggage-only payment split. ([catsa-acsta.gc.ca](https://www.catsa-acsta.gc.ca/en/publications/key-corporate-risks))

81. Checkpoint Transformation: Malta International Airport Streamlines Passenger Flow with Smiths Detection

· Evidence informing base-year allocation inputs; displayed values and growth are calculated: Seven conventional automated lanes were replaced by six CT-equipped lanes, with final commissioning in January 2025. This is a counterexample to equating capacity improvement with net additional equipment.

· Evidence informing forecast-year allocation inputs; displayed values and growth are calculated: Seven conventional automated lanes were replaced by six CT-equipped lanes, with final commissioning in January 2025. This is a counterexample to equating capacity improvement with net additional equipment.

· Evidence informing base-year allocation inputs; displayed values and growth are calculated: The complete checkpoint replacement illustrates why an offering described commercially as an upgrade can belong to System Replacement. The seven-year service commitment is not counted wholly as installation-year revenue.

· Evidence informing forecast-year allocation inputs; displayed values and growth are calculated: The complete checkpoint replacement illustrates why an offering described commercially as an upgrade can belong to System Replacement. The seven-year service commitment is not counted wholly as installation-year revenue.

82. iCMORE - Smiths Detection

· Evidence informing forecast-year allocation inputs; displayed values and growth are calculated: The current commercial offering describes a software-upgrade path while qualifying additional hardware requirements by machine type and age. This constrains forecast eligibility assumptions; product availability does not measure adoption or revenue.

16.2. Europe

Table 230. Europe Airport Baggage Screening Systems Market, by Country growth contribution, 2025-2032

Category	2025 value (USD Million)	2032 value (USD Million)	Added value (USD Million)	2025 share (%)	2032 share (%)	Change (pp)	Growth share (%)	CAGR (%)
Austria	xx.xx	xx.xx	xx.xx	xx.xx	xx.xx	xx.xx	xx.xx	xx.xx
Belgium	xx.xx	xx.xx	xx.xx	xx.xx	xx.xx	xx.xx	xx.xx	xx.xx
Denmark	xx.xx	xx.xx	xx.xx	xx.xx	xx.xx	xx.xx	xx.xx	xx.xx
Finland	xx.xx	xx.xx	xx.xx	xx.xx	xx.xx	xx.xx	xx.xx	xx.xx
France	xx.xx	xx.xx	xx.xx	xx.xx	xx.xx	xx.xx	xx.xx	xx.xx
Germany	xx.xx	xx.xx	xx.xx	xx.xx	xx.xx	xx.xx	xx.xx	xx.xx
Italy	xx.xx	xx.xx	xx.xx	xx.xx	xx.xx	xx.xx	xx.xx	xx.xx
Netherlands	xx.xx	xx.xx	xx.xx	xx.xx	xx.xx	xx.xx	xx.xx	xx.xx
Norway	xx.xx	xx.xx	xx.xx	xx.xx	xx.xx	xx.xx	xx.xx	xx.xx
Poland	xx.xx	xx.xx	xx.xx	xx.xx	xx.xx	xx.xx	xx.xx	xx.xx
Portugal	xx.xx	xx.xx	xx.xx	xx.xx	xx.xx	xx.xx	xx.xx	xx.xx
Russia	xx.xx	xx.xx	xx.xx	xx.xx	xx.xx	xx.xx	xx.xx	xx.xx
Spain	xx.xx	xx.xx	xx.xx	xx.xx	xx.xx	xx.xx	xx.xx	xx.xx
Sweden	xx.xx	xx.xx	xx.xx	xx.xx	xx.xx	xx.xx	xx.xx	xx.xx
Switzerland	xx.xx	xx.xx	xx.xx	xx.xx	xx.xx	xx.xx	xx.xx	xx.xx
Unallocated / remaining scope	xx.xx	xx.xx	xx.xx	xx.xx	xx.xx	xx.xx	xx.xx	xx.xx
United Kingdom	xx.xx	xx.xx	xx.xx	xx.xx	xx.xx	xx.xx	xx.xx	xx.xx
Scope total	**xx.xx**	**xx.xx**	**xx.xx**	**xx.xx**	**xx.xx**	**xx.xx**	**xx.xx**	**xx.xx**

Table 231. Europe Airport Baggage Screening Systems Market Size, by Region, 2017-2040 (USD Million)

Region	2017	2024	2025	2026	2027	2032	2040	CAGR (%)
Austria	xx.xx	xx.xx	xx.xx	xx.xx	xx.xx	xx.xx	xx.xx	xx.xx
Belgium	xx.xx	xx.xx	xx.xx	xx.xx	xx.xx	xx.xx	xx.xx	xx.xx
Denmark	xx.xx	xx.xx	xx.xx	xx.xx	xx.xx	xx.xx	xx.xx	xx.xx
Finland	xx.xx	xx.xx	xx.xx	xx.xx	xx.xx	xx.xx	xx.xx	xx.xx
France	xx.xx	xx.xx	xx.xx	xx.xx	xx.xx	xx.xx	xx.xx	xx.xx
Germany	xx.xx	xx.xx	xx.xx	xx.xx	xx.xx	xx.xx	xx.xx	xx.xx
Italy	xx.xx	xx.xx	xx.xx	xx.xx	xx.xx	xx.xx	xx.xx	xx.xx
Netherlands	xx.xx	xx.xx	xx.xx	xx.xx	xx.xx	xx.xx	xx.xx	xx.xx
Norway	xx.xx	xx.xx	xx.xx	xx.xx	xx.xx	xx.xx	xx.xx	xx.xx
Poland	xx.xx	xx.xx	xx.xx	xx.xx	xx.xx	xx.xx	xx.xx	xx.xx
Portugal	xx.xx	xx.xx	xx.xx	xx.xx	xx.xx	xx.xx	xx.xx	xx.xx
Russia	xx.xx	xx.xx	xx.xx	xx.xx	xx.xx	xx.xx	xx.xx	xx.xx
Spain	xx.xx	xx.xx	xx.xx	xx.xx	xx.xx	xx.xx	xx.xx	xx.xx
Sweden	xx.xx	xx.xx	xx.xx	xx.xx	xx.xx	xx.xx	xx.xx	xx.xx
Switzerland	xx.xx	xx.xx	xx.xx	xx.xx	xx.xx	xx.xx	xx.xx	xx.xx
United Kingdom	xx.xx	xx.xx	xx.xx	xx.xx	xx.xx	xx.xx	xx.xx	xx.xx
Others	xx.xx	xx.xx	xx.xx	xx.xx	xx.xx	xx.xx	xx.xx	xx.xx
Total	**xx.xx**	**xx.xx**	**xx.xx**	**xx.xx**	**xx.xx**	**xx.xx**	**xx.xx**	**xx.xx**

Table 232. Europe Airport Baggage Screening Systems Market Size, by Offering, 2017-2040 (USD Million)

Offering	2017	2024	2025	2026	2027	2032	2040	CAGR (%)
Detection Equipment	xx.xx	xx.xx	xx.xx	xx.xx	xx.xx	xx.xx	xx.xx	xx.xx
Replacement Parts and Consumables	xx.xx	xx.xx	xx.xx	xx.xx	xx.xx	xx.xx	xx.xx	xx.xx
Screening Automation Equipment	xx.xx	xx.xx	xx.xx	xx.xx	xx.xx	xx.xx	xx.xx	xx.xx
Screening Software	xx.xx	xx.xx	xx.xx	xx.xx	xx.xx	xx.xx	xx.xx	xx.xx
System Services	xx.xx	xx.xx	xx.xx	xx.xx	xx.xx	xx.xx	xx.xx	xx.xx
Total	**xx.xx**	**xx.xx**	**xx.xx**	**xx.xx**	**xx.xx**	**xx.xx**	**xx.xx**	**xx.xx**

Table 233. Europe Airport Baggage Screening Systems Market Size, by Detection Equipment, 2017-2040 (USD Million)

Detection Equipment	2017	2024	2025	2026	2027	2032	2040	CAGR (%)
Baggage Inspection Systems	xx.xx	xx.xx	xx.xx	xx.xx	xx.xx	xx.xx	xx.xx	xx.xx
Explosive Trace Detectors	xx.xx	xx.xx	xx.xx	xx.xx	xx.xx	xx.xx	xx.xx	xx.xx
Liquid and Bulk Material Analyzers	xx.xx	xx.xx	xx.xx	xx.xx	xx.xx	xx.xx	xx.xx	xx.xx
Total	**xx.xx**	**xx.xx**	**xx.xx**	**xx.xx**	**xx.xx**	**xx.xx**	**xx.xx**	**xx.xx**

Table 234. Europe Airport Baggage Screening Systems Market Size, by System Services, 2017-2040 (USD Million)

System Services	2017	2024	2025	2026	2027	2032	2040	CAGR (%)
Equipment Training Services	xx.xx	xx.xx	xx.xx	xx.xx	xx.xx	xx.xx	xx.xx	xx.xx
Installation, Integration, and Commissioning Services	xx.xx	xx.xx	xx.xx	xx.xx	xx.xx	xx.xx	xx.xx	xx.xx
Maintenance, Repair, and Technical Support	xx.xx	xx.xx	xx.xx	xx.xx	xx.xx	xx.xx	xx.xx	xx.xx
Planning and Engineering Services	xx.xx	xx.xx	xx.xx	xx.xx	xx.xx	xx.xx	xx.xx	xx.xx
Total	**xx.xx**	**xx.xx**	**xx.xx**	**xx.xx**	**xx.xx**	**xx.xx**	**xx.xx**	**xx.xx**

Table 235. Europe Airport Baggage Screening Systems Market Size, by Replacement Parts and Consumables, 2017-2040 (USD Million)

Replacement Parts and Consumables	2017	2024	2025	2026	2027	2032	2040	CAGR (%)
Detection Consumables	xx.xx	xx.xx	xx.xx	xx.xx	xx.xx	xx.xx	xx.xx	xx.xx
Replacement Parts and Upgrade Kits	xx.xx	xx.xx	xx.xx	xx.xx	xx.xx	xx.xx	xx.xx	xx.xx
Total	**xx.xx**	**xx.xx**	**xx.xx**	**xx.xx**	**xx.xx**	**xx.xx**	**xx.xx**	**xx.xx**

Table 236. Europe Airport Baggage Screening Systems Market Size, by Screening Automation Equipment, 2017-2040 (USD Million)

Screening Automation Equipment	2017	2024	2025	2026	2027	2032	2040	CAGR (%)
Screening Conveyors and Sortation Equipment	xx.xx	xx.xx	xx.xx	xx.xx	xx.xx	xx.xx	xx.xx	xx.xx
Screening Lanes and Tray-Return Systems	xx.xx	xx.xx	xx.xx	xx.xx	xx.xx	xx.xx	xx.xx	xx.xx
Total	**xx.xx**	**xx.xx**	**xx.xx**	**xx.xx**	**xx.xx**	**xx.xx**	**xx.xx**	**xx.xx**

Table 237. Europe Airport Baggage Screening Systems Market Size, by Screening Software, 2017-2040 (USD Million)

Screening Software	2017	2024	2025	2026	2027	2032	2040	CAGR (%)
Automated Threat Detection Software	xx.xx	xx.xx	xx.xx	xx.xx	xx.xx	xx.xx	xx.xx	xx.xx
Image Review and Management Software	xx.xx	xx.xx	xx.xx	xx.xx	xx.xx	xx.xx	xx.xx	xx.xx
Screener Training and Quality Assurance Software	xx.xx	xx.xx	xx.xx	xx.xx	xx.xx	xx.xx	xx.xx	xx.xx
Screening Connectivity and Fleet Management Software	xx.xx	xx.xx	xx.xx	xx.xx	xx.xx	xx.xx	xx.xx	xx.xx
Total	**xx.xx**	**xx.xx**	**xx.xx**	**xx.xx**	**xx.xx**	**xx.xx**	**xx.xx**	**xx.xx**

Table 238. Europe Airport Baggage Screening Systems Market Size, by Detection Platform, 2017-2040 (USD Million)

Detection Platform	2017	2024	2025	2026	2027	2032	2040	CAGR (%)
Chemiluminescence Detection	xx.xx	xx.xx	xx.xx	xx.xx	xx.xx	xx.xx	xx.xx	xx.xx
Dielectric and Microwave Analysis	xx.xx	xx.xx	xx.xx	xx.xx	xx.xx	xx.xx	xx.xx	xx.xx
Fluorescence Detection	xx.xx	xx.xx	xx.xx	xx.xx	xx.xx	xx.xx	xx.xx	xx.xx
Integrated Multimodal Detection	xx.xx	xx.xx	xx.xx	xx.xx	xx.xx	xx.xx	xx.xx	xx.xx
Ion Mobility Spectrometry	xx.xx	xx.xx	xx.xx	xx.xx	xx.xx	xx.xx	xx.xx	xx.xx
Magnetic Resonance	xx.xx	xx.xx	xx.xx	xx.xx	xx.xx	xx.xx	xx.xx	xx.xx
Mass Spectrometry	xx.xx	xx.xx	xx.xx	xx.xx	xx.xx	xx.xx	xx.xx	xx.xx
Projection X-Ray Imaging	xx.xx	xx.xx	xx.xx	xx.xx	xx.xx	xx.xx	xx.xx	xx.xx
Raman Spectroscopy	xx.xx	xx.xx	xx.xx	xx.xx	xx.xx	xx.xx	xx.xx	xx.xx
Thermo-Redox Detection	xx.xx	xx.xx	xx.xx	xx.xx	xx.xx	xx.xx	xx.xx	xx.xx
X-Ray Computed Tomography	xx.xx	xx.xx	xx.xx	xx.xx	xx.xx	xx.xx	xx.xx	xx.xx
X-Ray Diffraction	xx.xx	xx.xx	xx.xx	xx.xx	xx.xx	xx.xx	xx.xx	xx.xx
Others	xx.xx	xx.xx	xx.xx	xx.xx	xx.xx	xx.xx	xx.xx	xx.xx
Total	**xx.xx**	**xx.xx**	**xx.xx**	**xx.xx**	**xx.xx**	**xx.xx**	**xx.xx**	**xx.xx**

Table 239. Europe Airport Baggage Screening Systems Market Size, by Projection X-Ray Imaging, 2017-2040 (USD Million)

Projection X-Ray Imaging	2017	2024	2025	2026	2027	2032	2040	CAGR (%)
Multiview X-Ray Imaging	xx.xx	xx.xx	xx.xx	xx.xx	xx.xx	xx.xx	xx.xx	xx.xx
Single-View X-Ray Imaging	xx.xx	xx.xx	xx.xx	xx.xx	xx.xx	xx.xx	xx.xx	xx.xx
Total	**xx.xx**	**xx.xx**	**xx.xx**	**xx.xx**	**xx.xx**	**xx.xx**	**xx.xx**	**xx.xx**

Table 240. Europe Airport Baggage Screening Systems Market Size, by Interoperability Architecture, 2017-2040 (USD Million)

Interoperability Architecture	2017	2024	2025	2026	2027	2032	2040	CAGR (%)
Closed Proprietary Architecture	xx.xx	xx.xx	xx.xx	xx.xx	xx.xx	xx.xx	xx.xx	xx.xx
Open Standards-Based Interoperability	xx.xx	xx.xx	xx.xx	xx.xx	xx.xx	xx.xx	xx.xx	xx.xx
Vendor-Specific Integration	xx.xx	xx.xx	xx.xx	xx.xx	xx.xx	xx.xx	xx.xx	xx.xx
Total	**xx.xx**	**xx.xx**	**xx.xx**	**xx.xx**	**xx.xx**	**xx.xx**	**xx.xx**	**xx.xx**

Table 241. Europe Airport Baggage Screening Systems Market Size, by Screening Application, 2017-2040 (USD Million)

Screening Application	2017	2024	2025	2026	2027	2032	2040	CAGR (%)
Customs and Border Baggage Inspection	xx.xx	xx.xx	xx.xx	xx.xx	xx.xx	xx.xx	xx.xx	xx.xx
Non-Passenger Property Screening	xx.xx	xx.xx	xx.xx	xx.xx	xx.xx	xx.xx	xx.xx	xx.xx
Passenger Cabin Baggage Screening	xx.xx	xx.xx	xx.xx	xx.xx	xx.xx	xx.xx	xx.xx	xx.xx
Passenger Checked Baggage Screening	xx.xx	xx.xx	xx.xx	xx.xx	xx.xx	xx.xx	xx.xx	xx.xx
Terminal-Entrance Baggage Screening	xx.xx	xx.xx	xx.xx	xx.xx	xx.xx	xx.xx	xx.xx	xx.xx
Total	**xx.xx**	**xx.xx**	**xx.xx**	**xx.xx**	**xx.xx**	**xx.xx**	**xx.xx**	**xx.xx**

Table 242. Europe Airport Baggage Screening Systems Market Size, by Purchasing Organization, 2017-2040 (USD Million)

Purchasing Organization	2017	2024	2025	2026	2027	2032	2040	CAGR (%)
Airlines	xx.xx	xx.xx	xx.xx	xx.xx	xx.xx	xx.xx	xx.xx	xx.xx
Airport and Terminal Operators	xx.xx	xx.xx	xx.xx	xx.xx	xx.xx	xx.xx	xx.xx	xx.xx
Contract Screening Operators	xx.xx	xx.xx	xx.xx	xx.xx	xx.xx	xx.xx	xx.xx	xx.xx
Customs and Border Authorities	xx.xx	xx.xx	xx.xx	xx.xx	xx.xx	xx.xx	xx.xx	xx.xx
Public Aviation Security Agencies	xx.xx	xx.xx	xx.xx	xx.xx	xx.xx	xx.xx	xx.xx	xx.xx
Total	**xx.xx**	**xx.xx**	**xx.xx**	**xx.xx**	**xx.xx**	**xx.xx**	**xx.xx**	**xx.xx**

Table 243. Europe Airport Baggage Screening Systems Market Size, by System Integration, 2017-2040 (USD Million)

System Integration	2017	2024	2025	2026	2027	2032	2040	CAGR (%)
Baggage Handling-Integrated Systems	xx.xx	xx.xx	xx.xx	xx.xx	xx.xx	xx.xx	xx.xx	xx.xx
Checkpoint Lane-Integrated Systems	xx.xx	xx.xx	xx.xx	xx.xx	xx.xx	xx.xx	xx.xx	xx.xx
Standalone Screening Systems	xx.xx	xx.xx	xx.xx	xx.xx	xx.xx	xx.xx	xx.xx	xx.xx
Total	**xx.xx**	**xx.xx**	**xx.xx**	**xx.xx**	**xx.xx**	**xx.xx**	**xx.xx**	**xx.xx**

Table 244. Europe Airport Baggage Screening Systems Market Size, by Image Review Location, 2017-2040 (USD Million)

Image Review Location	2017	2024	2025	2026	2027	2032	2040	CAGR (%)
Hybrid Image Review	xx.xx	xx.xx	xx.xx	xx.xx	xx.xx	xx.xx	xx.xx	xx.xx
Local Image Review	xx.xx	xx.xx	xx.xx	xx.xx	xx.xx	xx.xx	xx.xx	xx.xx
Off-Site Remote Image Review	xx.xx	xx.xx	xx.xx	xx.xx	xx.xx	xx.xx	xx.xx	xx.xx
On-Site Remote Image Review	xx.xx	xx.xx	xx.xx	xx.xx	xx.xx	xx.xx	xx.xx	xx.xx
Others	xx.xx	xx.xx	xx.xx	xx.xx	xx.xx	xx.xx	xx.xx	xx.xx
Total	**xx.xx**	**xx.xx**	**xx.xx**	**xx.xx**	**xx.xx**	**xx.xx**	**xx.xx**	**xx.xx**

Table 245. Europe Airport Baggage Screening Systems Market Size, by Procurement Channel, 2017-2040 (USD Million)

Procurement Channel	2017	2024	2025	2026	2027	2032	2040	CAGR (%)
Direct Technology Suppliers	xx.xx	xx.xx	xx.xx	xx.xx	xx.xx	xx.xx	xx.xx	xx.xx
Distributors and Resellers	xx.xx	xx.xx	xx.xx	xx.xx	xx.xx	xx.xx	xx.xx	xx.xx
Independent Technical Service Providers	xx.xx	xx.xx	xx.xx	xx.xx	xx.xx	xx.xx	xx.xx	xx.xx
Systems Integration Primes	xx.xx	xx.xx	xx.xx	xx.xx	xx.xx	xx.xx	xx.xx	xx.xx
Total	**xx.xx**	**xx.xx**	**xx.xx**	**xx.xx**	**xx.xx**	**xx.xx**	**xx.xx**	**xx.xx**

Table 246. Europe Airport Baggage Screening Systems Market Size, by Investment Purpose, 2017-2040 (USD Million)

Investment Purpose	2017	2024	2025	2026	2027	2032	2040	CAGR (%)
New Installations and Capacity Expansion	xx.xx	xx.xx	xx.xx	xx.xx	xx.xx	xx.xx	xx.xx	xx.xx
Retrofits and Upgrades	xx.xx	xx.xx	xx.xx	xx.xx	xx.xx	xx.xx	xx.xx	xx.xx
System Replacement	xx.xx	xx.xx	xx.xx	xx.xx	xx.xx	xx.xx	xx.xx	xx.xx
Others	xx.xx	xx.xx	xx.xx	xx.xx	xx.xx	xx.xx	xx.xx	xx.xx
Total	**xx.xx**	**xx.xx**	**xx.xx**	**xx.xx**	**xx.xx**	**xx.xx**	**xx.xx**	**xx.xx**

Sources & Evidence

1. House Report 119-173 - Department of Homeland Security Appropriations Bill, 2026

   · Evidence informing the 2030 market-value input; displayed series and growth include calculations: The aging installed fleet supports replacement demand, but does not establish the forecast's realization dates or annual purchasing rate. ([govinfo.gov](https://www.govinfo.gov/content/pkg/CRPT-119hrpt173/html/CRPT-119hrpt173.htm))

   · Evidence informing forecast-year allocation inputs; displayed values and growth are calculated: The report identifies xx.xx end-of-life systems within a xx.xx-system checked-baggage fleet. This constrains renewal exposure, not realized annual purchasing or a verified global replacement deadline.

   · Evidence informing base-year allocation inputs; displayed values and growth are calculated: Reports a TSA checked-baggage fleet of xx.xx EDS, including xx.xx at end-of-life, and assigns purchase, installation and maintenance responsibilities to TSA. Supports agency fleet calibration and renewal pressure, not the assumed forecast uplift.

   · Evidence informing forecast-year allocation inputs; displayed values and growth are calculated: Reports a TSA checked-baggage fleet of xx.xx EDS, including xx.xx at end-of-life, and assigns purchase, installation and maintenance responsibilities to TSA. Supports agency fleet calibration and renewal pressure, not the assumed forecast uplift.

   · Evidence informing forecast-year allocation inputs; displayed values and growth are calculated: The report identifies xx.xx end-of-life EDS within a xx.xx-unit U.S. checked-baggage fleet, citing the FY2024 capital plan. The derived xx.xx% backlog constrains the aging-fleet premise, but is neither an annual turnover rate nor a funded global replacement forecast.

2. GAO-24-106573 - DHS Annual Assessment: Most Programs Are Meeting Current Goals, but Some Continue to Face Cost and Schedule Challenges

- Evidence informing the 2026 market-value input; displayed series and growth include calculations: Reports plans for xx.xx checkpoint systems and xx.xx increment-one deployments by September 2023; supports an incomplete replacement cycle rather than universal CT adoption. ([gao.gov](https://www.gao.gov/assets/gao-xx.xx-xx.xx.pdf))
- Evidence informing base-year allocation inputs; displayed values and growth are calculated: Reports xx.xx AT/CT, xx.xx base, xx.xx mid-size and xx.xx full-size deployments by September 2023; supplies configuration proxies and an incomplete-renewal constraint, not contractual architecture shares. ([gao.gov](https://www.gao.gov/assets/gao-xx.xx-xx.xx.pdf))
- Evidence informing forecast-year allocation inputs; displayed values and growth are calculated: Reports xx.xx AT/CT, xx.xx base, xx.xx mid-size and xx.xx full-size deployments by September 2023; supplies configuration proxies and an incomplete-renewal constraint, not contractual architecture shares. ([gao.gov](https://www.gao.gov/assets/gao-xx.xx-xx.xx.pdf))
- Evidence informing base-year allocation inputs; displayed values and growth are calculated: The deployed configuration mix underlies the xx.xx/xx.xx newer-cohort and xx.xx/xx.xx older-cohort proxy calculations; global and contractual attribution remain modeled. ([gao.gov](https://www.gao.gov/assets/gao-xx.xx-xx.xx.pdf))
- Evidence informing forecast-year allocation inputs; displayed values and growth are calculated: The deployed configuration mix underlies the xx.xx/xx.xx newer-cohort and xx.xx/xx.xx older-cohort proxy calculations; global and contractual attribution remain modeled. ([gao.gov](https://www.gao.gov/assets/gao-xx.xx-xx.xx.pdf))
- Evidence informing base-year allocation inputs; displayed values and growth are calculated: The assessment records xx.xx checkpoint systems deployed by September 2023 against an eventual xx.xx-system program. This supports an incomplete replacement cycle and qualifies any assumption of universal CT adoption.
- Evidence informing forecast-year allocation inputs; displayed values and growth are calculated: The assessment records xx.xx checkpoint systems deployed by September 2023 against an eventual xx.xx-system program. This supports an incomplete replacement cycle and qualifies any assumption of universal CT adoption.
- Evidence informing base-year allocation inputs; displayed values and growth are calculated: Reports a September 2023 U.S. CT cohort containing xx.xx AT/CT and xx.xx base systems, providing counterevidence to assigning all CT activity automatically to integrated lanes.
- Evidence informing forecast-year allocation inputs; displayed values and growth are calculated: Reports a September 2023 U.S. CT cohort containing xx.xx AT/CT and xx.xx base systems, providing counterevidence to assigning all CT activity automatically to integrated lanes.
- Evidence informing base-year allocation inputs; displayed values and growth are calculated: Reports xx.xx mid-size and xx.xx full-size systems within xx.xx deployed CT systems; supports differentiated configuration assumptions rather than treating technology adoption as an integration-share observation.
- Evidence informing forecast-year allocation inputs; displayed values and growth are calculated: Reports xx.xx mid-size and xx.xx full-size systems within xx.xx deployed CT systems; supports differentiated configuration assumptions rather than treating technology adoption as an integration-share observation.
- Evidence informing base-year allocation inputs; displayed values and growth are calculated: The 2024 assessment records xx.xx checkpoint deployments as of September 2023 against xx.xx planned systems replacing aging equipment. It supports staged renewal, but does not establish current deployment completion or the modeled 2032 share.
- Evidence informing forecast-year allocation inputs; displayed values and growth are calculated: The 2024 assessment records xx.xx checkpoint deployments as of September 2023 against xx.xx planned systems replacing aging equipment. It supports staged renewal, but does not establish current deployment completion or the modeled 2032 share.
- Evidence informing forecast-year allocation inputs; displayed values and growth are calculated: The program separately anticipates enhancements to fielded systems, supporting a retained-equipment commercial pathway without supplying an attributable upgrade-revenue split.

3. Global Airport Passenger Traffic Reaches Record 9.8 Billion in 2025, Airports Council International World reports

   · Evidence informing the 2026 market-value input; displayed series and growth include calculations: Reports cooling passenger-growth momentum in 2026, supporting moderation of traffic-driven equipment expansion despite continuing replacement demand. ([aci.aero](https://aci.aero/2026/xx.xx/xx.xx/global-airport-passenger-traffic-reaches-record-xx.xx-xx.xx-billion-in-2025-airports-council-international-world-reports/))

   · Evidence informing base-year allocation inputs; displayed values and growth are calculated: Full-year traffic growth constrains the regional demand premise.

   · Evidence informing forecast-year allocation inputs; displayed values and growth are calculated: Full-year traffic growth constrains the regional demand premise.

4. Smiths Group PLC - Full Year Results for the 12 Months Ended 31 July 2025

- Evidence informing the 2024 market-value input; displayed series and growth include calculations: Discloses aviation original-equipment revenue of xx.xx and aftermarket revenue of xx.xx for FY2024; supplies historical cycle proxies. ([www-live.smiths.com](https://www-live.smiths.com/media/snqpxwkd/smiths-group-plc-annual-results-2025-press-release.pdf))
- Evidence informing the 2027 market-value input; displayed series and growth include calculations: Reports approximately xx.xx cumulative CTiX sales and continuing aviation upgrade demand; supports replacement activity, not an observed global forecast. ([www-live.smiths.com](https://www-live.smiths.com/media/snqpxwkd/smiths-group-plc-annual-results-2025-press-release.pdf))
- Evidence informing base-year allocation inputs; displayed values and growth are calculated: FY2025 aviation original-equipment revenue of GBP xx.xx provides an independent equipment-activity scale check, not a global category share. ([www-live.smiths.com](https://www-live.smiths.com/media/snqpxwkd/smiths-group-plc-annual-results-2025-press-release.pdf))
- Evidence informing forecast-year allocation inputs; displayed values and growth are calculated: FY2025 aviation original-equipment revenue of GBP xx.xx provides an independent equipment-activity scale check, not a global category share. ([www-live.smiths.com](https://www-live.smiths.com/media/snqpxwkd/smiths-group-plc-annual-results-2025-press-release.pdf))
- Evidence informing base-year allocation inputs; displayed values and growth are calculated: Approximately xx.xx cumulative CTiX sales corroborate commercial imaging activity and replacement demand; they do not measure annual global sales. ([www-live.smiths.com](https://www-live.smiths.com/media/snqpxwkd/smiths-group-plc-annual-results-2025-press-release.pdf))
- Evidence informing forecast-year allocation inputs; displayed values and growth are calculated: Approximately xx.xx cumulative CTiX sales corroborate commercial imaging activity and replacement demand; they do not measure annual global sales. ([www-live.smiths.com](https://www-live.smiths.com/media/snqpxwkd/smiths-group-plc-annual-results-2025-press-release.pdf))
- Evidence informing base-year allocation inputs; displayed values and growth are calculated: GBP xx.xx aviation aftermarket revenue supports lifecycle materiality while qualifying transfer of one supplier's mix to the global service allocation. ([www-live.smiths.com](https://www-live.smiths.com/media/snqpxwkd/smiths-group-plc-annual-results-2025-press-release.pdf))
- Evidence informing forecast-year allocation inputs; displayed values and growth are calculated: GBP xx.xx aviation aftermarket revenue supports lifecycle materiality while qualifying transfer of one supplier's mix to the global service allocation. ([www-live.smiths.com](https://www-live.smiths.com/media/snqpxwkd/smiths-group-plc-annual-results-2025-press-release.pdf))
- Evidence informing base-year allocation inputs; displayed values and growth are calculated: Reports approximately xx.xx cumulative CTiX sales and continuing aviation upgrade demand; cumulative sales constrain commercial scale but are not annual global shipments. ([www-live.smiths.com](https://www-live.smiths.com/media/snqpxwkd/smiths-group-plc-annual-results-2025-press-release.pdf))
- Evidence informing forecast-year allocation inputs; displayed values and growth are calculated: Reports approximately xx.xx cumulative CTiX sales and continuing aviation upgrade demand; cumulative sales constrain commercial scale but are not annual global shipments. ([www-live.smiths.com](https://www-live.smiths.com/media/snqpxwkd/smiths-group-plc-annual-results-2025-press-release.pdf))
- Evidence informing base-year allocation inputs; displayed values and growth are calculated: Reports four operating XDi units as of July 2025 and pending regulatory certification, constraining the small XRD cohort and qualifying aggressive commercialization assumptions.
- Evidence informing forecast-year allocation inputs; displayed values and growth are calculated: Reports four operating XDi units as of July 2025 and pending regulatory certification, constraining the small XRD cohort and qualifying aggressive commercialization assumptions.
- Evidence informing forecast-year allocation inputs; displayed values and growth are calculated: Reported checkpoint modernization provides a commercial reason to model substitution from discrete legacy offerings; the filing does not disclose standalone configuration revenue.
- Evidence informing forecast-year allocation inputs; displayed values and growth are calculated: FY2025

5. Smiths Group PLC - Annual Report & Accounts FY2023
   · Evidence informing the 2022 market-value input; displayed series and growth include calculations: Reports FY2022 aviation original-equipment revenue of xx.xx, used as a dimensionless historical capital-cycle proxy. ([www-live.smiths.com](https://www-live.smiths.com/media/phjp1j44/smiths-annual-report-2023.pdf))
   · Evidence informing the 2023 market-value input; displayed series and growth include calculations: Reports FY2023 aviation original-equipment revenue of xx.xx and aftermarket revenue of xx.xx; supports the modeled recovery direction. ([www-live.smiths.com](https://www-live.smiths.com/media/phjp1j44/smiths-annual-report-2023.pdf))
6. Smiths Group PLC - Annual Report FY2022
   · Evidence informing the 2021 market-value input; displayed series and growth include calculations: Reports FY2021 aviation revenue of xx.xx, providing a historical purchasing-cycle reference rather than a global observation. ([www-live.smiths.com](https://www-live.smiths.com/media/xjvdpblr/smiths-annual-report-2022-report.pdf))
   · Evidence informing the 2022 market-value input; displayed series and growth include calculations: Reports FY2022 aviation revenue of xx.xx and continued weakness in aviation original equipment; supports a delayed capital-spending trough. ([www-live.smiths.com](https://www-live.smiths.com/media/xjvdpblr/smiths-annual-report-2022-report.pdf))
7. Smiths Group PLC - Annual Results for the Year Ended 31 July 2019
   · Evidence informing the 2018 market-value input; displayed series and growth include calculations: Reports FY2018 aviation revenue of xx.xx, supplying the historical comparison underlying the backcast. ([smiths.com](https://www.smiths.com/media/u4wla1bw/smiths-group-plc-annual-results-2019-press-release.pdf))
   · Evidence informing the 2019 market-value input; displayed series and growth include calculations: Reports FY2019 aviation revenue of xx.xx and customer delivery deferrals, qualifying a traffic-only growth model. ([smiths.com](https://www.smiths.com/media/u4wla1bw/smiths-group-plc-annual-results-2019-press-release.pdf))
   · Evidence informing the 2020 market-value input; displayed series and growth include calculations: Identifies deliveries deferred into FY2020; supports the possibility of backlog-supported spending despite a contemporaneous traffic shock, not the exact modeled growth rate. ([smiths.com](https://www.smiths.com/media/u4wla1bw/smiths-group-plc-annual-results-2019-press-release.pdf))
8. ACI World - The High-Wire Balancing Act: Global Air Transport Demand in 2018 and 2019
   · Evidence informing the 2017 market-value input; displayed series and growth include calculations: Reports xx.xx airport passengers and xx.xx% growth in 2018; the growth observation informs the 2017 backcast bridge. ([blog.aci.aero](https://blog.aci.aero/airport-economics/the-high-wire-balancing-act-global-air-transport-demand-in-2018-and-2019/))
   · Evidence informing the 2018 market-value input; displayed series and growth include calculations: Provides the observed 2018 traffic-growth reference, not an equipment-market growth observation. ([blog.aci.aero](https://blog.aci.aero/airport-economics/the-high-wire-balancing-act-global-air-transport-demand-in-2018-and-2019/))
9. ICAO A42-WP/556 - State of the Industry and Outlook for Airport Traffic, Presented by ACI
   · Evidence informing the 2020 market-value input; displayed series and growth include calculations: Records the collapse from xx.xx airport passengers in 2019 to xx.xx in 2020; constrains the shock and funding-risk interpretation. ([icao.int](https://www.icao.int/sites/default/files/Meetings/a42/Documents/WP/wp_556_en.pdf))
   · Evidence informing the 2021 market-value input; displayed series and growth include calculations: Reports xx.xx airport passengers in 2021, supporting a prolonged funding and activity shock. ([icao.int](https://www.icao.int/sites/default/files/Meetings/a42/Documents/WP/wp_556_en.pdf))
   · Evidence informing the 2023 market-value input; displayed series and growth include calculations: Reports xx.xx airport passengers in 2023; traffic recovery is distinguished from equipment purchasing. ([icao.int](https://www.icao.int/sites/default/files/Meetings/a42/Documents/WP/wp_556_en.pdf))
   · Evidence informing the 2024 market-value input; displayed series and growth include calculations: Reports xx.xx airport passengers in 2024, providing a demand recovery cross-check. ([icao.int](https://www.icao.int/sites/default/files/Meetings/a42/Documents/WP/wp_556_en.pdf))

10. Port of Seattle - Baggage Handling System Optimization
    - Evidence informing the 2029 market-value input; displayed series and growth include calculations: Seattle plans to consolidate six baggage-screening systems, increase supported passenger capacity, and reduce screening-machine demand. Supports integration spending without one-for-one detector growth. ([portseattle.org](https://www.portseattle.org/projects/baggage-handling-system-optimization))
    - Evidence informing the 2032 market-value input; displayed series and growth include calculations: The consolidation example constrains equipment-volume assumptions; its whole baggage-handling project value is excluded from market sizing. ([portseattle.org](https://www.portseattle.org/projects/baggage-handling-system-optimization))
    - Evidence informing the 2040 market-value input; displayed series and growth include calculations: Provides a commercial counterexample to extrapolating passenger growth directly into machine counts throughout the long-range forecast. ([portseattle.org](https://www.portseattle.org/projects/baggage-handling-system-optimization))
    - Evidence informing forecast-year allocation inputs; displayed values and growth are calculated: Consolidation of six systems with reduced machine demand qualifies a traffic-to-detector-volume forecast. ([portseattle.org](https://www.portseattle.org/projects/baggage-handling-system-optimization))
    - Evidence informing forecast-year allocation inputs; displayed values and growth are calculated: The consolidation project supports integration-driven conveyor demand, but its whole-project value is excluded. ([portseattle.org](https://www.portseattle.org/projects/baggage-handling-system-optimization))
    - Evidence informing forecast-year allocation inputs; displayed values and growth are calculated: Brownfield consolidation supports the integration-demand premise, not the forecast's exact service growth factor. ([portseattle.org](https://www.portseattle.org/projects/baggage-handling-system-optimization))
    - Evidence informing forecast-year allocation inputs; displayed values and growth are calculated: The airport replaces six separate screening systems with centralized screening and expects reduced screening-machine demand while expanding capacity. This supplies a counterforce to volume-only checked-baggage forecasting.
    - Evidence informing base-year allocation inputs; displayed values and growth are calculated: Seattle is consolidating six screening systems, expects reduced screening-machine demand and schedules final-phase completion in 2029. Supports integration demand while constraining detector-volume growth; the whole-project budget is excluded.
    - Evidence informing forecast-year allocation inputs; displayed values and growth are calculated: Seattle is consolidating six screening systems, expects reduced screening-machine demand and schedules final-phase completion in 2029. Supports integration demand while constraining detector-volume growth; the whole-project budget is excluded.
    - Evidence informing forecast-year allocation inputs; displayed values and growth are calculated: Seattle's project combines increased screening capacity with consolidation from six screening systems and reduced screening-machine demand. This constrains the forecast assumption that capacity growth requires proportional equipment additions.
    - Evidence informing forecast-year allocation inputs; displayed values and growth are calculated: Replacement and capacity objectives coexist within the project. Its wider baggage-handling budget is not treated as screening-equipment revenue or assigned additively to multiple purposes.
11. Smiths Group PLC - Half Year Results for the Six Months Ended 31 January 2026
    - Evidence informing the 2026 market-value input; displayed series and growth include calculations: Reports xx.xx% organic growth for Smiths Detection in HY2026, with aviation checkpoint upgrades contributing. Supports a positive 2026 nowcast, not a directly observed global growth rate. ([www-live.smiths.com](https://www-live.smiths.com/media/villk35h/smiths-hy26-results-press-release.pdf))
12. ACI World - Biannual global air travel demand update, 30 September 2025
    - Evidence informing base-year allocation inputs; displayed values and growth are calculated: Regional traffic-scale input; source membership differs from the captured hierarchy.
    - Evidence informing forecast-year allocation inputs; displayed values and growth are calculated: Regional traffic-scale input; source membership differs from the captured hierarchy.

13. Eurostat - Air passenger transport statistics, December 2025, Table 1: 2024 country traffic
    - Evidence informing base-year allocation inputs; displayed values and growth are calculated: Traffic primitive.
    - Evidence informing forecast-year allocation inputs; displayed values and growth are calculated: Traffic primitive.
14. Eurostat - Air passenger transport: data by month
    - Evidence informing base-year allocation inputs; displayed values and growth are calculated: Interim country changes inform assumed 2025 bridges; domestic endpoint and expenditure adjustments remain modeled.
    - Evidence informing forecast-year allocation inputs; displayed values and growth are calculated: Interim country changes inform assumed 2025 bridges; domestic endpoint and expenditure adjustments remain modeled.
    - Evidence informing base-year allocation inputs; displayed values and growth are calculated: Interim growth input to the temporal bridge.
    - Evidence informing forecast-year allocation inputs; displayed values and growth are calculated: Interim growth input to the temporal bridge.
15. ACI EUROPE - 2025 all about traffic resilience as Europe's airports welcomed an additional 100 million passengers
    - Evidence informing base-year allocation inputs; displayed values and growth are calculated: Country growth heterogeneity constrains the shared European purchasing model.
    - Evidence informing forecast-year allocation inputs; displayed values and growth are calculated: Country growth heterogeneity constrains the shared European purchasing model.
    - Evidence informing base-year allocation inputs; displayed values and growth are calculated: Published Russian weakness constrains, rather than validates, its working scale.
    - Evidence informing forecast-year allocation inputs; displayed values and growth are calculated: Published Russian weakness constrains, rather than validates, its working scale.
    - Evidence informing base-year allocation inputs; displayed values and growth are calculated: Annual growth input to the 2025 bridge.
    - Evidence informing forecast-year allocation inputs; displayed values and growth are calculated: Annual growth input to the 2025 bridge.
16. UK Civil Aviation Authority - UK aviation officially breaks records with over 300m passenger journeys in 2025
    - Evidence informing base-year allocation inputs; displayed values and growth are calculated: The xx.xx-million UK-and-Crown-Dependency headline constrains the modeled UK country traffic bridge.
    - Evidence informing forecast-year allocation inputs; displayed values and growth are calculated: The xx.xx-million UK-and-Crown-Dependency headline constrains the modeled UK country traffic bridge.

17. Fraport - AI for Monitoring Aviation Security, 22 January 2026
    - Evidence informing base-year allocation inputs; displayed values and growth are calculated: Over xx.xx CT scanners and approximately EUR xx.xx cumulative checkpoint investment support a premium installed-mix premise, not annual national revenue.
    - Evidence informing forecast-year allocation inputs; displayed values and growth are calculated: Over xx.xx CT scanners and approximately EUR xx.xx cumulative checkpoint investment support a premium installed-mix premise, not annual national revenue.
    - Evidence informing base-year allocation inputs; displayed values and growth are calculated: Quantified national deployment provides an independent test of heterogeneous European modernization.
    - Evidence informing forecast-year allocation inputs; displayed values and growth are calculated: Quantified national deployment provides an independent test of heterogeneous European modernization.
    - Evidence informing forecast-year allocation inputs; displayed values and growth are calculated: January xx.xx 2026 APIDS deployment demonstrates additional software adoption, without establishing separate revenue. ([fraport.com](https://www.fraport.com/en/newsroom/press-releases/2026/q1/ai-for-monitoring-aviation-security.html))
    - Evidence informing forecast-year allocation inputs; displayed values and growth are calculated: Deployment on more than xx.xx CT scanners is the independent quantitative rollout test; it does not validate the modeled license-growth factor. ([fraport.com](https://www.fraport.com/en/newsroom/press-releases/2026/q1/ai-for-monitoring-aviation-security.html))
    - Evidence informing forecast-year allocation inputs; displayed values and growth are calculated: On January xx.xx 2026, Fraport announced regular APIDS software operation on more than xx.xx existing Smiths CT scanners. This independently supports retained-system enhancement at one buyer, not global penetration or realized license revenue.
18. ECAC - Common Evaluation Process of security equipment
    - Evidence informing base-year allocation inputs; displayed values and growth are calculated: Evaluation is not national approval; no uniform cross-country market-access premium is assumed.
    - Evidence informing forecast-year allocation inputs; displayed values and growth are calculated: Evaluation is not national approval; no uniform cross-country market-access premium is assumed.

19. CATSA 2025 Annual Report - Notes to the Financial Statements

- Evidence informing base-year allocation inputs; displayed values and growth are calculated: FY2024/xx.xx accounts disclose C$xx.xx maintenance/spares and C$xx.xx training/certification, supporting the service-budget calibration but not global baggage-only shares. ([catsa-acsta.gc.ca](https://www.catsa-acsta.gc.ca/en/publications/2025-annual-report/notes-financial-statements))
- Evidence informing forecast-year allocation inputs; displayed values and growth are calculated: FY2024/xx.xx accounts disclose C$xx.xx maintenance/spares and C$xx.xx training/certification, supporting the service-budget calibration but not global baggage-only shares. ([catsa-acsta.gc.ca](https://www.catsa-acsta.gc.ca/en/publications/2025-annual-report/notes-financial-statements))
- Evidence informing base-year allocation inputs; displayed values and growth are calculated: Maintenance and spare parts are combined in the accounts; the labor-versus-goods split therefore remains modeled. ([catsa-acsta.gc.ca](https://www.catsa-acsta.gc.ca/en/publications/2025-annual-report/notes-financial-statements))
- Evidence informing forecast-year allocation inputs; displayed values and growth are calculated: Maintenance and spare parts are combined in the accounts; the labor-versus-goods split therefore remains modeled. ([catsa-acsta.gc.ca](https://www.catsa-acsta.gc.ca/en/publications/2025-annual-report/notes-financial-statements))
- Evidence informing base-year allocation inputs; displayed values and growth are calculated: The C$xx.xx training/certification expense supplies the numerator of the adjusted training-to-capital proxy. ([catsa-acsta.gc.ca](https://www.catsa-acsta.gc.ca/en/publications/2025-annual-report/notes-financial-statements))
- Evidence informing forecast-year allocation inputs; displayed values and growth are calculated: The C$xx.xx training/certification expense supplies the numerator of the adjusted training-to-capital proxy. ([catsa-acsta.gc.ca](https://www.catsa-acsta.gc.ca/en/publications/2025-annual-report/notes-financial-statements))
- Evidence informing base-year allocation inputs; displayed values and growth are calculated: C$xx.xx trace/consumables is distinct from maintenance/spares and supplies the contrary consumables-intensity comparator, not a global observation. ([catsa-acsta.gc.ca](https://www.catsa-acsta.gc.ca/en/publications/2025-annual-report/notes-financial-statements))
- Evidence informing forecast-year allocation inputs; displayed values and growth are calculated: C$xx.xx trace/consumables is distinct from maintenance/spares and supplies the contrary consumables-intensity comparator, not a global observation. ([catsa-acsta.gc.ca](https://www.catsa-acsta.gc.ca/en/publications/2025-annual-report/notes-financial-statements))
- Evidence informing base-year allocation inputs; displayed values and growth are calculated: Separately reports C$xx.xx maintenance/spares, C$xx.xx trace/consumables and C$xx.xx training/certification, constraining attributable agency lifecycle expenditure.
- Evidence informing base-year allocation inputs; displayed values and growth are calculated: Separates screening-contractor payments from equipment support, preventing staffing expenditure from becoming equipment-market purchasing.
- Evidence informing forecast-year allocation inputs; displayed values and growth are calculated: Separately reports C$xx.xx maintenance/spares, C$xx.xx trace/consumables and C$xx.xx training/certification, constraining attributable agency lifecycle expenditure.
- Evidence informing forecast-year allocation inputs; displayed values and growth are calculated: Separates screening-contractor payments from equipment support, preventing staffing expenditure from becoming equipment-market purchasing.
- Evidence informing base-year allocation inputs; displayed values and growth are calculated: Audited expense disclosure reports C$xx.xx for maintenance and spare parts in the year ended March xx.xx 2025. It constrains support-spending materiality, not the amount attributable to an independent provider. ([catsa-acsta.gc.ca](https://www.catsa-acsta.gc.ca/en/publications/2025-annual-report/notes-financial-statements))

20. CATSA 2025 Annual Report - Management's Discussion and Analysis
    - Evidence informing base-year allocation inputs; displayed values and growth are calculated: EDS capital expenditure of C$xx.xx includes equipment and installation/integration and supplies the training-calibration denominator, subject to baggage attribution. ([catsa-acsta.gc.ca](https://www.catsa-acsta.gc.ca/en/publications/2025-annual-report/management-discussion-and-analysis))
    - Evidence informing forecast-year allocation inputs; displayed values and growth are calculated: EDS capital expenditure of C$xx.xx includes equipment and installation/integration and supplies the training-calibration denominator, subject to baggage attribution. ([catsa-acsta.gc.ca](https://www.catsa-acsta.gc.ca/en/publications/2025-annual-report/management-discussion-and-analysis))
    - Evidence informing base-year allocation inputs; displayed values and growth are calculated: The capital definition includes associated installation and integration, supporting the distinction between deployment services and equipment value. ([catsa-acsta.gc.ca](https://www.catsa-acsta.gc.ca/en/publications/2025-annual-report/management-discussion-and-analysis))
    - Evidence informing forecast-year allocation inputs; displayed values and growth are calculated: The capital definition includes associated installation and integration, supporting the distinction between deployment services and equipment value. ([catsa-acsta.gc.ca](https://www.catsa-acsta.gc.ca/en/publications/2025-annual-report/management-discussion-and-analysis))
    - Evidence informing forecast-year allocation inputs; displayed values and growth are calculated: Actual spending, original budget and reprofile amounts constrain the forecast's purchasing-execution interpretation; they are not a global growth rate. ([catsa-acsta.gc.ca](https://www.catsa-acsta.gc.ca/en/publications/2025-annual-report/management-discussion-and-analysis))
    - Evidence informing base-year allocation inputs; displayed values and growth are calculated: FY2024/xx.xx pre-board capital appropriations used were C$xx.xx. This supplies the Canadian purchasing comparison and a component of the non-passenger-to-cabin activity proxy, not a global share.
    - Evidence informing forecast-year allocation inputs; displayed values and growth are calculated: FY2024/xx.xx pre-board capital appropriations used were C$xx.xx. This supplies the Canadian purchasing comparison and a component of the non-passenger-to-cabin activity proxy, not a global share.
    - Evidence informing base-year allocation inputs; displayed values and growth are calculated: FY2024/xx.xx hold-baggage capital appropriations used were C$xx.xx; this constrains the independent application-capital comparison.
    - Evidence informing base-year allocation inputs; displayed values and growth are calculated: FY2024/xx.xx non-passenger capital appropriations used were C$xx.xx, below the original C$xx.xx budget. Actual purchasing informs the proxy and qualifies automatic announcement-to-revenue conversion.
    - Evidence informing forecast-year allocation inputs; displayed values and growth are calculated: FY2024/xx.xx non-passenger capital appropriations used were C$xx.xx, below the original C$xx.xx budget. Actual purchasing informs the proxy and qualifies automatic announcement-to-revenue conversion.
    - Evidence informing base-year allocation inputs; displayed values and growth are calculated: Reports C$xx.xx EDS capital expenditure for FY2024/xx.xx and identifies both baggage equipment and full-body scanners in the capital scope, requiring a baggage-attribution adjustment.
    - Evidence informing forecast-year allocation inputs; displayed values and growth are calculated: Reports C$xx.xx EDS capital expenditure for FY2024/xx.xx and identifies both baggage equipment and full-body scanners in the capital scope, requiring a baggage-attribution adjustment.
    - Evidence informing forecast-year allocation inputs; displayed values and growth are calculated: EDS outturn was C$xx.xx versus an original C$xx.xx plan and revised C$xx.xx budget. Reprofiling constrains assumed award conversion and deployment timing; it does not measure procurement-channel mix. ([catsa-acsta.gc.ca](https://www.catsa-acsta.gc.ca/en/publications/2025-annual-report/management-discussion-and-analysis))
    - Evidence informing base-year allocation inputs; displayed values and growth are calculated: The actual capital-project list identifies hold-baggage capacity expansion at Montréal-Trudeau, supporting the expansion classification, not its modeled global revenue weight.
    - Evidence informing forecast-year allocation inputs; displayed values and growth are calculated: The actual capital-project list identifies hold-baggage capacity expansion at Montréal-Trudeau, supporting the expansion classification, not its modeled global revenue weight.
    - Evidence informing base-year allocation inputs; displayed values and growth are calculated: The actual project list includes checkpoint CT deployment and hold-baggage oversize-equipment lifecycle management, supporting renewal activity without disclosing its purpose-specific spending.
    - Evidence informing forecast-year allocation inputs; displayed values and growth are calculated: The actual project list includes checkpoint CT deployment and hold-baggage oversize-equipment lifecycle management,

21. Aviation security screening approved equipment list

- Evidence informing base-year allocation inputs; displayed values and growth are calculated: Baggage EDS/EDSCB and conventional X-ray classes support the inspection-system boundary, not sales weights. ([gov.uk](https://www.gov.uk/government/collections/aviation-security-screening-approved-equipment-list))
- Evidence informing forecast-year allocation inputs; displayed values and growth are calculated: Baggage EDS/EDSCB and conventional X-ray classes support the inspection-system boundary, not sales weights. ([gov.uk](https://www.gov.uk/government/collections/aviation-security-screening-approved-equipment-list))
- Evidence informing base-year allocation inputs; displayed values and growth are calculated: Liquid detectors are a distinct cabin-baggage category; the complete bulk-material extension remains modeled within the captured boundary. ([gov.uk](https://www.gov.uk/government/collections/aviation-security-screening-approved-equipment-list))
- Evidence informing forecast-year allocation inputs; displayed values and growth are calculated: Liquid detectors are a distinct cabin-baggage category; the complete bulk-material extension remains modeled within the captured boundary. ([gov.uk](https://www.gov.uk/government/collections/aviation-security-screening-approved-equipment-list))
- Evidence informing base-year allocation inputs; displayed values and growth are calculated: ETD serves baggage and other applications, requiring explicit baggage attribution rather than allocating all detector sales here. ([gov.uk](https://www.gov.uk/government/collections/aviation-security-screening-approved-equipment-list))
- Evidence informing forecast-year allocation inputs; displayed values and growth are calculated: ETD serves baggage and other applications, requiring explicit baggage attribution rather than allocating all detector sales here. ([gov.uk](https://www.gov.uk/government/collections/aviation-security-screening-approved-equipment-list))
- Evidence informing base-year allocation inputs; displayed values and growth are calculated: Dedicated ETD consumables are separately recognized, supporting goods classification without establishing spending or unrestricted interchangeability. ([gov.uk](https://www.gov.uk/government/collections/aviation-security-screening-approved-equipment-list))
- Evidence informing forecast-year allocation inputs; displayed values and growth are calculated: Dedicated ETD consumables are separately recognized, supporting goods classification without establishing spending or unrestricted interchangeability. ([gov.uk](https://www.gov.uk/government/collections/aviation-security-screening-approved-equipment-list))

22. Quantifying the Impacts of Delayed Maintenance of Airport Assets: A Guide - Chapter 6, Baggage Handling Systems

- Evidence informing base-year allocation inputs; displayed values and growth are calculated: The baggage-handling cost study uses a modeled xx.xx% labor share, adopted only as an adjacent support-cost proxy. ([nationalacademies.org](https://www.nationalacademies.org/read/xx.xx/chapter/xx.xx))
- Evidence informing forecast-year allocation inputs; displayed values and growth are calculated: The baggage-handling cost study uses a modeled xx.xx% labor share, adopted only as an adjacent support-cost proxy. ([nationalacademies.org](https://www.nationalacademies.org/read/xx.xx/chapter/xx.xx))
- Evidence informing base-year allocation inputs; displayed values and growth are calculated: Its corresponding modeled xx.xx% parts share calibrates the labor/goods separation; it is not an observed screening-equipment ratio. ([nationalacademies.org](https://www.nationalacademies.org/read/xx.xx/chapter/xx.xx))
- Evidence informing forecast-year allocation inputs; displayed values and growth are calculated: Its corresponding modeled xx.xx% parts share calibrates the labor/goods separation; it is not an observed screening-equipment ratio. ([nationalacademies.org](https://www.nationalacademies.org/read/xx.xx/chapter/xx.xx))

23. Procurement of Next Generation Security Checkpoint Equipment - Contract Award Notice

- Evidence informing base-year allocation inputs; displayed values and growth are calculated: The seven-system award includes automated tray return, demonstrating bundled purchasing but no separately priced hardware allocation. ([sell2wales.gov.wales](https://www.sell2wales.gov.wales/search/show/search_view.aspx?ID=NOV417275))
- Evidence informing forecast-year allocation inputs; displayed values and growth are calculated: The seven-system award includes automated tray return, demonstrating bundled purchasing but no separately priced hardware allocation. ([sell2wales.gov.wales](https://www.sell2wales.gov.wales/search/show/search_view.aspx?ID=NOV417275))
- Evidence informing base-year allocation inputs; displayed values and growth are calculated: The integrated CT/tray-return scope constrains the automation interface boundary; it does not value general airport conveyors. ([sell2wales.gov.wales](https://www.sell2wales.gov.wales/search/show/search_view.aspx?ID=NOV417275))
- Evidence informing forecast-year allocation inputs; displayed values and growth are calculated: The integrated CT/tray-return scope constrains the automation interface boundary; it does not value general airport conveyors. ([sell2wales.gov.wales](https://www.sell2wales.gov.wales/search/show/search_view.aspx?ID=NOV417275))
- Evidence informing base-year allocation inputs; displayed values and growth are calculated: Central image processing is an explicit purchased function, without a separately disclosed license price. ([sell2wales.gov.wales](https://www.sell2wales.gov.wales/search/show/search_view.aspx?ID=NOV417275))
- Evidence informing forecast-year allocation inputs; displayed values and growth are calculated: Central image processing is an explicit purchased function, without a separately disclosed license price. ([sell2wales.gov.wales](https://www.sell2wales.gov.wales/search/show/search_view.aspx?ID=NOV417275))
- Evidence informing base-year allocation inputs; displayed values and growth are calculated: Supply, installation and commissioning are included deliverables, supporting deployment-service attribution without establishing its percentage. ([sell2wales.gov.wales](https://www.sell2wales.gov.wales/search/show/search_view.aspx?ID=NOV417275))
- Evidence informing forecast-year allocation inputs; displayed values and growth are calculated: Supply, installation and commissioning are included deliverables, supporting deployment-service attribution without establishing its percentage. ([sell2wales.gov.wales](https://www.sell2wales.gov.wales/search/show/search_view.aspx?ID=NOV417275))
- Evidence informing base-year allocation inputs; displayed values and growth are calculated: The October xx.xx 2022 award covers seven systems combining cabin CT, tray return, image processing and deployment responsibilities. It supports integrated purchased scope, not completed delivery or a global sales weight.
- Evidence informing forecast-year allocation inputs; displayed values and growth are calculated: The October xx.xx 2022 award covers seven systems combining cabin CT, tray return, image processing and deployment responsibilities. It supports integrated purchased scope, not completed delivery or a global sales weight.
- Evidence informing base-year allocation inputs; displayed values and growth are calculated: The integrated Newcastle procurement reports a GBP xx.xx-xx.xx offer range but no physical review-room location; its value cannot be assigned automatically to local review. ([sell2wales.gov.wales](https://www.sell2wales.gov.wales/search/show/search_view.aspx?ID=NOV417275))
- Evidence informing forecast-year allocation inputs; displayed values and growth are calculated: The integrated Newcastle procurement reports a GBP xx.xx-xx.xx offer range but no physical review-room location; its value cannot be assigned automatically to local review. ([sell2wales.gov.wales](https://www.sell2wales.gov.wales/search/show/search_view.aspx?ID=NOV417275))
- Evidence informing base-year allocation inputs; displayed values and growth are calculated: Central image processing is included, but a separate on-site room is not specified; constrains classification rather than supplying a remote-review sales weight. ([sell2wales.gov.wales](https://www.sell2wales.gov.wales/search/show/search_view.aspx?ID=NOV417275))
- Evidence informing forecast-year allocation inputs; displayed values and growth are calculated: Central image processing is included, but a separate on-site room is not specified; constrains classification rather than supplying a remote-review sales weight. ([sell2wales.gov.wales](https://www.sell2wales.gov.wales/search/show/search_view.aspx?ID=NOV417275))
- Evidence informing base-year allocation inputs; displayed values and growth are calculated: The bundled award does not identify a mixed-location package or its attributable price, preventing automatic hybrid classification. ([sell2wales.gov.wales](https://www.sell2wales.gov.wales/search/show/search_view.aspx?ID=NOV417275))
- Evidence informing forecast-year allocation inputs; displayed values and growth are calculated: The bundled award does not identify a mixed-location package or its attributable price, preventing automatic hybrid classification.

24. Smiths Detection - Digital Innovation
    - Evidence informing base-year allocation inputs; displayed values and growth are calculated: The supplier identifies detection applications as a commercial function; separate fee allocation remains assumed. ([smithsdetection.com](https://www.smithsdetection.com/digital-innovation/))
    - Evidence informing forecast-year allocation inputs; displayed values and growth are calculated: The supplier identifies detection applications as a commercial function; separate fee allocation remains assumed. ([smithsdetection.com](https://www.smithsdetection.com/digital-innovation/))
    - Evidence informing base-year allocation inputs; displayed values and growth are calculated: Centralized screening supports the image-review function, not an observed software revenue weight. ([smithsdetection.com](https://www.smithsdetection.com/digital-innovation/))
    - Evidence informing forecast-year allocation inputs; displayed values and growth are calculated: Centralized screening supports the image-review function, not an observed software revenue weight. ([smithsdetection.com](https://www.smithsdetection.com/digital-innovation/))
    - Evidence informing base-year allocation inputs; displayed values and growth are calculated: Connectivity, multi-vendor integration and equipment-health applications establish the fleet-management function without proving customer-specific rights or prices. ([smithsdetection.com](https://www.smithsdetection.com/digital-innovation/))
    - Evidence informing forecast-year allocation inputs; displayed values and growth are calculated: Connectivity, multi-vendor integration and equipment-health applications establish the fleet-management function without proving customer-specific rights or prices. ([smithsdetection.com](https://www.smithsdetection.com/digital-innovation/))
    - Evidence informing base-year allocation inputs; displayed values and growth are calculated: ELECTORA is offered for integrating multi-vendor devices, datasets and applications; establishes the vendor-platform category but discloses no category revenue or customer-specific substitution entitlement. ([smithsdetection.com](https://www.smithsdetection.com/digital-innovation/))
    - Evidence informing forecast-year allocation inputs; displayed values and growth are calculated: ELECTORA is offered for integrating multi-vendor devices, datasets and applications; establishes the vendor-platform category but discloses no category revenue or customer-specific substitution entitlement. ([smithsdetection.com](https://www.smithsdetection.com/digital-innovation/))
25. UK Civil Aviation Authority - Threat Image Projection (TIP)
    - Evidence informing base-year allocation inputs; displayed values and growth are calculated: TIP library approval and renewal obligations support continuing software commitments, not the modeled global fee or share. ([caa.co.uk](https://www.caa.co.uk/commercial-industry/security/training-and-human-factors/threat-image-projection/))
    - Evidence informing forecast-year allocation inputs; displayed values and growth are calculated: TIP library approval and renewal obligations support continuing software commitments, not the modeled global fee or share. ([caa.co.uk](https://www.caa.co.uk/commercial-industry/security/training-and-human-factors/threat-image-projection/))

26. Smiths Detection - Service

- Evidence informing base-year allocation inputs; displayed values and growth are calculated: Inclusive capital-equipment support covers labor and parts, requiring a single-count economic allocation across services and goods. ([smithsdetection.com](https://www.smithsdetection.com/service/))
- Evidence informing forecast-year allocation inputs; displayed values and growth are calculated: Inclusive capital-equipment support covers labor and parts, requiring a single-count economic allocation across services and goods. ([smithsdetection.com](https://www.smithsdetection.com/service/))
- Evidence informing base-year allocation inputs; displayed values and growth are calculated: Equipment-specific training and certification are commercial offerings distinct from routine screening staffing. ([smithsdetection.com](https://www.smithsdetection.com/service/))
- Evidence informing forecast-year allocation inputs; displayed values and growth are calculated: Equipment-specific training and certification are commercial offerings distinct from routine screening staffing. ([smithsdetection.com](https://www.smithsdetection.com/service/))
- Evidence informing base-year allocation inputs; displayed values and growth are calculated: The parts-support offering and inclusive contracts corroborate the goods boundary, but not the assumed xx.xx% allocation. ([smithsdetection.com](https://www.smithsdetection.com/service/))
- Evidence informing forecast-year allocation inputs; displayed values and growth are calculated: The parts-support offering and inclusive contracts corroborate the goods boundary, but not the assumed xx.xx% allocation. ([smithsdetection.com](https://www.smithsdetection.com/service/))
- Evidence informing base-year allocation inputs; displayed values and growth are calculated: Describes inclusive labor-and-parts contracts and manufacturer support, supporting nonduplicative lifecycle attribution to projection equipment, not a verified xx.xx% fee. ([smithsdetection.com](https://www.smithsdetection.com/service/))
- Evidence informing forecast-year allocation inputs; displayed values and growth are calculated: Describes inclusive labor-and-parts contracts and manufacturer support, supporting nonduplicative lifecycle attribution to projection equipment, not a verified xx.xx% fee. ([smithsdetection.com](https://www.smithsdetection.com/service/))
- Evidence informing base-year allocation inputs; displayed values and growth are calculated: Supports the existence of manufacturer lifecycle offerings; broad service-footprint counts are not used as CT revenue weights.
- Evidence informing forecast-year allocation inputs; displayed values and growth are calculated: Supports the existence of manufacturer lifecycle offerings; broad service-footprint counts are not used as CT revenue weights.
- Evidence informing base-year allocation inputs; displayed values and growth are calculated: Supports commercial maintenance, refurbishment and parts offerings for portable equipment without establishing baggage-specific service receipts.
- Evidence informing forecast-year allocation inputs; displayed values and growth are calculated: Supports commercial maintenance, refurbishment and parts offerings for portable equipment without establishing baggage-specific service receipts.
- Evidence informing base-year allocation inputs; displayed values and growth are calculated: The manufacturer markets direct on-site support and inclusive capital-equipment labor-and-parts contracts. This supports a continuing manufacturer-service alternative, without measuring a pricing premium. ([smithsdetection.com](https://www.smithsdetection.com/service/))
- Evidence informing forecast-year allocation inputs; displayed values and growth are calculated: The manufacturer markets direct on-site support and inclusive capital-equipment labor-and-parts contracts. This supports a continuing manufacturer-service alternative, without measuring a pricing premium. ([smithsdetection.com](https://www.smithsdetection.com/service/))
- Evidence informing base-year allocation inputs; displayed values and growth are calculated: Manufacturer-provided bundled support is a commercial alternative to separate technical-service procurement, limiting assumptions of unrestricted third-party substitution. ([smithsdetection.com](https://www.smithsdetection.com/service/))
- Evidence informing forecast-year allocation inputs; displayed values and growth are calculated: Manufacturer-provided bundled support is a commercial alternative to separate technical-service procurement, limiting assumptions of unrestricted third-party substitution. ([smithsdetection.com](https://www.smithsdetection.com/service/))

27. Hold baggage screening upgrade, Dublin and Cork Airports, Ireland

- Evidence informing base-year allocation inputs; displayed values and growth are calculated: Separate professional-service appointments cover project controls, design oversight and interface management; the broader construction budget is not used as screening-service revenue. ([neccontract.com](https://www.neccontract.com/projects/hold-baggage-screening-upgrade-dublin-and-cork-airports-ireland))
- Evidence informing forecast-year allocation inputs; displayed values and growth are calculated: Separate professional-service appointments cover project controls, design oversight and interface management; the broader construction budget is not used as screening-service revenue. ([neccontract.com](https://www.neccontract.com/projects/hold-baggage-screening-upgrade-dublin-and-cork-airports-ireland))
- Evidence informing base-year allocation inputs; displayed values and growth are calculated: Describes three upgraded hold-baggage systems delivered through separate construction, baggage-integration and advisory appointments, completed in March 2023. Supports integrated-system attribution without assuming a universal single-prime model.
- Evidence informing forecast-year allocation inputs; displayed values and growth are calculated: Describes three upgraded hold-baggage systems delivered through separate construction, baggage-integration and advisory appointments, completed in March 2023. Supports integrated-system attribution without assuming a universal single-prime model.

28. Corporate Plan 2025-26 to 2029-30 Summary - Financial Overview
    - Evidence informing base-year allocation inputs; displayed values and growth are calculated: CATSA distinguishes major-checkpoint CT replacement from single-view-to-multiview replacement elsewhere, supporting application-specific projection demand and forecast assumptions. It also discloses capital funding subject to reprofile approval. ([catsa-acsta.gc.ca](https://www.catsa-acsta.gc.ca/en/publications/corporate-plan-2025-xx.xx-2029-xx.xx/financial-overview))
    - Evidence informing forecast-year allocation inputs; displayed values and growth are calculated: CATSA distinguishes major-checkpoint CT replacement from single-view-to-multiview replacement elsewhere, supporting application-specific projection demand and forecast assumptions. It also discloses capital funding subject to reprofile approval. ([catsa-acsta.gc.ca](https://www.catsa-acsta.gc.ca/en/publications/corporate-plan-2025-xx.xx-2029-xx.xx/financial-overview))
    - Evidence informing base-year allocation inputs; displayed values and growth are calculated: Identifies single-view equipment as a replacement population, supporting the modeled displacement mechanism rather than an observed global share.
    - Evidence informing forecast-year allocation inputs; displayed values and growth are calculated: Identifies single-view equipment as a replacement population, supporting the modeled displacement mechanism rather than an observed global share.
    - Evidence informing base-year allocation inputs; displayed values and growth are calculated: Multiview remains a planned purchasing destination at non-passenger checkpoints and Class xx.xx airports, qualifying universal CT substitution.
    - Evidence informing forecast-year allocation inputs; displayed values and growth are calculated: Multiview remains a planned purchasing destination at non-passenger checkpoints and Class xx.xx airports, qualifying universal CT substitution.
    - Evidence informing base-year allocation inputs; displayed values and growth are calculated: CT replacement is a stated major-checkpoint investment priority, subject to funding and delivery risks; this supports direction, not the modeled global share.
    - Evidence informing forecast-year allocation inputs; displayed values and growth are calculated: CT replacement is a stated major-checkpoint investment priority, subject to funding and delivery risks; this supports direction, not the modeled global share.
    - Evidence informing base-year allocation inputs; displayed values and growth are calculated: The plan includes additional screening equipment and expansion of existing hold-baggage screening capacity. Its FY2025/xx.xx capital budget is C$xx.xx across mixed activities; plans are not recognized supplier revenue.
    - Evidence informing forecast-year allocation inputs; displayed values and growth are calculated: The plan includes additional screening equipment and expansion of existing hold-baggage screening capacity. Its FY2025/xx.xx capital budget is C$xx.xx across mixed activities; plans are not recognized supplier revenue.
    - Evidence informing base-year allocation inputs; displayed values and growth are calculated: The plan distinguishes replacement of checkpoint X-ray equipment with CT and asset lifecycle renewal from additional capacity. Funding, partner timing and reprofiling qualify forecast realization.
    - Evidence informing forecast-year allocation inputs; displayed values and growth are calculated: The plan distinguishes replacement of checkpoint X-ray equipment with CT and asset lifecycle renewal from additional capacity. Funding, partner timing and reprofiling qualify forecast realization.
29. ECAC CEP Public Equipment List - Explosive Detection Systems, Update 18 April 2025
    - Evidence informing base-year allocation inputs; displayed values and growth are calculated: The April xx.xx 2025 list retains XRD xx.xx supporting the legacy commercial-category premise but not the assumed installed cohort or sales volume. ([ecac-ceac.org](https://www.ecac-ceac.org/images/activities/security/ECAC-CEP-EDS-equipment_public_list_update_20250418.pdf))
    - Evidence informing forecast-year allocation inputs; displayed values and growth are calculated: The April xx.xx 2025 list retains XRD xx.xx supporting the legacy commercial-category premise but not the assumed installed cohort or sales volume. ([ecac-ceac.org](https://www.ecac-ceac.org/images/activities/security/ECAC-CEP-EDS-equipment_public_list_update_20250418.pdf))

30. Partners - HALO X-ray Technologies Ltd

· Evidence informing base-year allocation inputs; displayed values and growth are calculated: Named airport pilots and approximately USD xx.xx and USD xx.xx development programs establish commercialization activity and program scale, not realized annual XRD equipment revenue. ([haloxray.com](https://www.haloxray.com/partners))

· Evidence informing forecast-year allocation inputs; displayed values and growth are calculated: Named airport pilots and approximately USD xx.xx and USD xx.xx development programs establish commercialization activity and program scale, not realized annual XRD equipment revenue. ([haloxray.com](https://www.haloxray.com/partners))

31. Explosives Trace Detectors (ETDs): Market Survey Report, November 2021

· Evidence informing base-year allocation inputs; displayed values and growth are calculated: Historical IONSCAN xx.xx list-price configurations around USD xx.xx-xx.xx constrain the IMS price class; they do not establish 2025 purchasing volumes or realizations. ([dhs.gov](https://dhs.gov/sites/default/files/2021-xx.xx/SAVER_Explosives%20Trace%20Detectors%20MSR_08Nov2021_Final-xx.xx.pdf))

· Evidence informing forecast-year allocation inputs; displayed values and growth are calculated: Historical IONSCAN xx.xx list-price configurations around USD xx.xx-xx.xx constrain the IMS price class; they do not establish 2025 purchasing volumes or realizations. ([dhs.gov](https://dhs.gov/sites/default/files/2021-xx.xx/SAVER_Explosives%20Trace%20Detectors%20MSR_08Nov2021_Final-xx.xx.pdf))

· Evidence informing base-year allocation inputs; displayed values and growth are calculated: The Fido X4 historical USD xx.xx list-price benchmark supports the explicit nominal-price bridge; baggage attribution and unit mix remain modeled.

· Evidence informing forecast-year allocation inputs; displayed values and growth are calculated: The Fido X4 historical USD xx.xx list-price benchmark supports the explicit nominal-price bridge; baggage attribution and unit mix remain modeled.

32. Astrotech Corporation - Form 10-K for the Fiscal Year Ended June 30, 2025

· Evidence informing base-year allocation inputs; displayed values and growth are calculated: Discloses FY2025 product and service revenue, xx.xx deployment locations, and a six-unit USD xx.xx order. These provide a price comparator and supplier-scale check, not baggage-only revenue. ([sec.gov](https://www.sec.gov/Archives/edgar/data/xx.xx/xx.xx/astc20250630_10k.htm))

· Evidence informing forecast-year allocation inputs; displayed values and growth are calculated: Discloses FY2025 product and service revenue, xx.xx deployment locations, and a six-unit USD xx.xx order. These provide a price comparator and supplier-scale check, not baggage-only revenue. ([sec.gov](https://www.sec.gov/Archives/edgar/data/xx.xx/xx.xx/astc20250630_10k.htm))

33. Astrotech Corporation - Form 10-K for the Fiscal Year Ended June 30, 2026

· Evidence informing base-year allocation inputs; displayed values and growth are calculated: Reports eight TRACER units sold in FY2025 versus three in FY2026, identifies grant-related revenue within FY2025 product revenue, and describes a potential subsidiary sale. These constrain MS attribution and forecast optimism. ([sec.gov](https://www.sec.gov/Archives/edgar/data/xx.xx/xx.xx/astc20260630_10k.htm))

· Evidence informing forecast-year allocation inputs; displayed values and growth are calculated: Reports eight TRACER units sold in FY2025 versus three in FY2026, identifies grant-related revenue within FY2025 product revenue, and describes a potential subsidiary sale. These constrain MS attribution and forecast optimism. ([sec.gov](https://www.sec.gov/Archives/edgar/data/xx.xx/xx.xx/astc20260630_10k.htm))

34. Liquid Explosive Detector, Bottle Liquid Scanner, Insight - Agilent

· Evidence informing base-year allocation inputs; displayed values and growth are calculated: Identifies Raman-based airport resolution products and dated September 2025 launch and May 2026 contract announcements. Supports category continuity and adoption premises, not global unit or revenue shares. ([agilent.com](https://www.agilent.com/en/product/molecular-spectroscopy/raman-spectroscopy/raman-aviation-security-systems/insight-series-alarm-resolution-systems))

· Evidence informing forecast-year allocation inputs; displayed values and growth are calculated: Identifies Raman-based airport resolution products and dated September 2025 launch and May 2026 contract announcements. Supports category continuity and adoption premises, not global unit or revenue shares. ([agilent.com](https://www.agilent.com/en/product/molecular-spectroscopy/raman-spectroscopy/raman-aviation-security-systems/insight-series-alarm-resolution-systems))

35. Bottle Liquid Scanner for Sale from China - Securina

· Evidence informing base-year allocation inputs; displayed values and growth are calculated: Positions microwave-based liquid-screening products for airports and customs. Supports commercial classification only; prices, authorization and purchasing weights remain assumptions. ([securinadetection.com](https://www.securinadetection.com/Bottle-Liquid-Scanner-Manufacturer-China.html))

· Evidence informing forecast-year allocation inputs; displayed values and growth are calculated: Positions microwave-based liquid-screening products for airports and customs. Supports commercial classification only; prices, authorization and purchasing weights remain assumptions. ([securinadetection.com](https://www.securinadetection.com/Bottle-Liquid-Scanner-Manufacturer-China.html))

36. Quick, Accurate Threat-Detection Scanner for Liquid, Aerosol, and Gels Eases and Secures Air Travel Worldwide

· Evidence informing base-year allocation inputs; displayed values and growth are calculated: Identifies LS10 as a complete commercial liquid scanner combining RF and ultrasonic capabilities, supporting nonduplicative complete-product attribution. ([battelle.org](https://www.battelle.org/insights/case-studies/case-study-details/quick-accurate-threat-detection-scanner-for-liquid-aerosol-and-gels-eases-and-secures-air-travel-worldwide))

· Evidence informing forecast-year allocation inputs; displayed values and growth are calculated: Identifies LS10 as a complete commercial liquid scanner combining RF and ultrasonic capabilities, supporting nonduplicative complete-product attribution. ([battelle.org](https://www.battelle.org/insights/case-studies/case-study-details/quick-accurate-threat-detection-scanner-for-liquid-aerosol-and-gels-eases-and-secures-air-travel-worldwide))

37. ECAC CEP Public Equipment List - Liquid Explosive Detection Systems, Update 10 July 2025

· Evidence informing base-year allocation inputs; displayed values and growth are calculated: The July xx.xx 2025 list includes One Resonance Sensors MobiLab BLS. This supports retained listed status for a named product, not active supply, paid installed stock or observed receipts. ([ecac-ceac.org](https://www.ecac-ceac.org/images/activities/security/ECAC-CEP-LEDS%20equipment%20public%20list-update%xx.xx-xx.xx-rev1.pdf))

· Evidence informing forecast-year allocation inputs; displayed values and growth are calculated: The July xx.xx 2025 list includes One Resonance Sensors MobiLab BLS. This supports retained listed status for a named product, not active supply, paid installed stock or observed receipts. ([ecac-ceac.org](https://www.ecac-ceac.org/images/activities/security/ECAC-CEP-LEDS%20equipment%20public%20list-update%xx.xx-xx.xx-rev1.pdf))

38. MobiLab BLS Bottled Liquid Scanner Endorsed By European Civil Aviation Conference

· Evidence informing base-year allocation inputs; displayed values and growth are calculated: The company's May xx.xx 2014 announcement identifies MobiLab BLS as an NMR-based airport liquid scanner and states that orders were being accepted. Establishes historical commercial offering, not 2025 deliveries. ([prnewswire.com](https://www.prnewswire.com/news-releases/mobilab-bls-bottled-liquid-scanner-endorsed-by-european-civil-aviation-conference-xx.xx.html))

· Evidence informing forecast-year allocation inputs; displayed values and growth are calculated: The company's May xx.xx 2014 announcement identifies MobiLab BLS as an NMR-based airport liquid scanner and states that orders were being accepted. Establishes historical commercial offering, not 2025 deliveries. ([prnewswire.com](https://www.prnewswire.com/news-releases/mobilab-bls-bottled-liquid-scanner-endorsed-by-european-civil-aviation-conference-xx.xx.html))

39. SafePointe BLS Powered by ORS - Bottled Liquid Explosives Detection Solution

- Evidence informing base-year allocation inputs; displayed values and growth are calculated: The branded supplier brochure documents an ORS-powered bottled-liquid product channel. Its availability does not establish current orders or support continuity; it supports only the legacy-channel modeling premise. ([uploads-ssl.webflow.com](https://uploads-ssl.webflow.com/608330bcae48962bf6d7ff37/6149f80be6c30d34b5e3debe_BLS-Flyer-Compressed.pdf))
- Evidence informing forecast-year allocation inputs; displayed values and growth are calculated: The branded supplier brochure documents an ORS-powered bottled-liquid product channel. Its availability does not establish current orders or support continuity; it supports only the legacy-channel modeling premise. ([uploads-ssl.webflow.com](https://uploads-ssl.webflow.com/608330bcae48962bf6d7ff37/6149f80be6c30d34b5e3debe_BLS-Flyer-Compressed.pdf))

40. Florida Division of Corporations - One Resonance Sensors, LLC, Entity Detail

- Evidence informing base-year allocation inputs; displayed values and growth are calculated: The official registry records One Resonance Sensors, LLC as inactive following administrative dissolution on September xx.xx 2019. This counterevidence constrains continuity assumptions but does not prove zero surviving product support. ([search.sunbiz.org](https://search.sunbiz.org/Inquiry/CorporationSearch/SearchResultDetail?aggregateId=flal-l11000122986-c57f60b3-690d-4c87-836a-9aeb045075e8&directionType=CurrentList&inquirytype=EntityName&listNameOrder=ONERESONANCESENSORS+L110001229860&searchNameOrder=ONERESONANCESENSORS+L110001229860&searchTerm=ONE+RED+AMPERSAND+LLC))
- Evidence informing forecast-year allocation inputs; displayed values and growth are calculated: The official registry records One Resonance Sensors, LLC as inactive following administrative dissolution on September xx.xx 2019. This counterevidence constrains continuity assumptions but does not prove zero surviving product support. ([search.sunbiz.org](https://search.sunbiz.org/Inquiry/CorporationSearch/SearchResultDetail?aggregateId=flal-l11000122986-c57f60b3-690d-4c87-836a-9aeb045075e8&directionType=CurrentList&inquirytype=EntityName&listNameOrder=ONERESONANCESENSORS+L110001229860&searchNameOrder=ONERESONANCESENSORS+L110001229860&searchTerm=ONE+RED+AMPERSAND+LLC))

41. Explosive Detection - Teledyne FLIR Defense

- Evidence informing base-year allocation inputs; displayed values and growth are calculated: Lists offered Fido X-series products and service support, supporting commercial offering continuity only, not airport-specific eligibility or sales weights. ([flir.com](https://www.flir.com/threat-detection/explosives/))
- Evidence informing forecast-year allocation inputs; displayed values and growth are calculated: Lists offered Fido X-series products and service support, supporting commercial offering continuity only, not airport-specific eligibility or sales weights. ([flir.com](https://www.flir.com/threat-detection/explosives/))

42. Scintrex Trace E3500 Explosive Trace Detection Unit - SecurityPro USA

- Evidence informing base-year allocation inputs; displayed values and growth are calculated: The distributor offers E3500 chemiluminescence equipment and identifies customs/border applications. Supports a commercial category lead, not measured airport purchasing or the assumed price. ([securityprousa.com](https://www.securityprousa.com/collections/explosive-detection/products/scintrex-trace-e3500-explosive-trace-detection-unit))
- Evidence informing forecast-year allocation inputs; displayed values and growth are calculated: The distributor offers E3500 chemiluminescence equipment and identifies customs/border applications. Supports a commercial category lead, not measured airport purchasing or the assumed price. ([securityprousa.com](https://www.securityprousa.com/collections/explosive-detection/products/scintrex-trace-e3500-explosive-trace-detection-unit))

43. Portable Explosive Detector - Trace Detector EVD-3000+

- Evidence informing base-year allocation inputs; displayed values and growth are calculated: The distributor offers EVD-xx.xx+ thermo-redox equipment. Supports offered-product classification, not airport authorization, purchasing volume or the modeled realization. ([securityprousa.com](https://www.securityprousa.com/products/scintrex-trace-evd-xx.xx-portable-trace-detection-unit))
- Evidence informing forecast-year allocation inputs; displayed values and growth are calculated: The distributor offers EVD-xx.xx+ thermo-redox equipment. Supports offered-product classification, not airport authorization, purchasing volume or the modeled realization. ([securityprousa.com](https://www.securityprousa.com/products/scintrex-trace-evd-xx.xx-portable-trace-detection-unit))

44. CATSA's Purchase Order Terms and Conditions

- Evidence informing base-year allocation inputs; displayed values and growth are calculated: Contract terms constrain maintenance, parts and consumables escalation, qualifying unrestricted aftermarket pricing assumptions in the projection lifecycle model. ([catsa-acsta.gc.ca](https://www.catsa-acsta.gc.ca/en/publications/catsa-s-purchase-order-terms-and-conditions))
- Evidence informing forecast-year allocation inputs; displayed values and growth are calculated: Contract terms constrain maintenance, parts and consumables escalation, qualifying unrestricted aftermarket pricing assumptions in the projection lifecycle model. ([catsa-acsta.gc.ca](https://www.catsa-acsta.gc.ca/en/publications/catsa-s-purchase-order-terms-and-conditions))
- Evidence informing base-year allocation inputs; displayed values and growth are calculated: Contractual price limits constrain the pricing premise, but do not verify CT-specific global support receipts.
- Evidence informing forecast-year allocation inputs; displayed values and growth are calculated: Contractual price limits constrain the pricing premise, but do not verify CT-specific global support receipts.
- Evidence informing base-year allocation inputs; displayed values and growth are calculated: Maintenance and consumable escalation limits qualify the trace-platform pricing assumption rather than establishing the modeled IMS share.
- Evidence informing forecast-year allocation inputs; displayed values and growth are calculated: Maintenance and consumable escalation limits qualify the trace-platform pricing assumption rather than establishing the modeled IMS share.
- Evidence informing base-year allocation inputs; displayed values and growth are calculated: The pre-existing-software clause grants broad license rights without transferring ownership; proprietary ownership alone therefore cannot establish the Closed revenue numerator. ([catsa-acsta.gc.ca](https://www.catsa-acsta.gc.ca/en/publications/catsa-s-purchase-order-terms-and-conditions))
- Evidence informing forecast-year allocation inputs; displayed values and growth are calculated: The pre-existing-software clause grants broad license rights without transferring ownership; proprietary ownership alone therefore cannot establish the Closed revenue numerator. ([catsa-acsta.gc.ca](https://www.catsa-acsta.gc.ca/en/publications/catsa-s-purchase-order-terms-and-conditions))
- Evidence informing base-year allocation inputs; displayed values and growth are calculated: Software modification rights are not themselves proof of standards-based interfaces or independent component substitution; supports conservative classification. ([catsa-acsta.gc.ca](https://www.catsa-acsta.gc.ca/en/publications/catsa-s-purchase-order-terms-and-conditions))
- Evidence informing forecast-year allocation inputs; displayed values and growth are calculated: Software modification rights are not themselves proof of standards-based interfaces or independent component substitution; supports conservative classification. ([catsa-acsta.gc.ca](https://www.catsa-acsta.gc.ca/en/publications/catsa-s-purchase-order-terms-and-conditions))

45. Liquids Scanner for Airport Security - UC Davis
    - Evidence informing base-year allocation inputs; displayed values and growth are calculated: The February xx.xx 2011 account establishes a development contract and licensing relationship. Its development allocation is excluded from 2025 receipts and does not establish a surviving commercial cohort. ([ucdavis.edu](https://www.ucdavis.edu/news/liquids-scanner-airport-security))
    - Evidence informing forecast-year allocation inputs; displayed values and growth are calculated: The February xx.xx 2011 account establishes a development contract and licensing relationship. Its development allocation is excluded from 2025 receipts and does not establish a surviving commercial cohort. ([ucdavis.edu](https://www.ucdavis.edu/news/liquids-scanner-airport-security))
46. Open Architecture for Airport Security Systems, Second Edition
    - Evidence informing base-year allocation inputs; displayed values and growth are calculated: Distinguishes proprietary integration from interoperable connections, supporting the category boundary rather than an observed revenue share. ([aci-europe.org](https://aci-europe.org/downloads/resources/Open%20Architecture%20for%20Airport%20Security%20Systems%202nd%20Edition.pdf))
    - Evidence informing forecast-year allocation inputs; displayed values and growth are calculated: Distinguishes proprietary integration from interoperable connections, supporting the category boundary rather than an observed revenue share. ([aci-europe.org](https://aci-europe.org/downloads/resources/Open%20Architecture%20for%20Airport%20Security%20Systems%202nd%20Edition.pdf))
    - Evidence informing base-year allocation inputs; displayed values and growth are calculated: Integration does not guarantee interoperability; this constrains attribution of vendor-mediated configurations. ([aci-europe.org](https://aci-europe.org/downloads/resources/Open%20Architecture%20for%20Airport%20Security%20Systems%202nd%20Edition.pdf))
    - Evidence informing forecast-year allocation inputs; displayed values and growth are calculated: Integration does not guarantee interoperability; this constrains attribution of vendor-mediated configurations. ([aci-europe.org](https://aci-europe.org/downloads/resources/Open%20Architecture%20for%20Airport%20Security%20Systems%202nd%20Edition.pdf))
    - Evidence informing base-year allocation inputs; displayed values and growth are calculated: Allows identified partial compliance and discusses accountable integration responsibilities; supports scoped open attribution, not whole-purchase reclassification. ([aci-europe.org](https://aci-europe.org/downloads/resources/Open%20Architecture%20for%20Airport%20Security%20Systems%202nd%20Edition.pdf))
    - Evidence informing forecast-year allocation inputs; displayed values and growth are calculated: Allows identified partial compliance and discusses accountable integration responsibilities; supports scoped open attribution, not whole-purchase reclassification. ([aci-europe.org](https://aci-europe.org/downloads/resources/Open%20Architecture%20for%20Airport%20Security%20Systems%202nd%20Edition.pdf))

47. CATSA 2025 Annual Report - Overview of Activities

- Evidence informing base-year allocation inputs; displayed values and growth are calculated: Reports xx.xx CATSA Plus lines across xx.xx airports serving more than xx.xx% of passengers in 2024/xx.xx; provides an independent integration-activity check, not a direct value allocation. ([catsa-acsta.gc.ca](https://www.catsa-acsta.gc.ca/en/publications/2025-annual-report/overview-activities))
- Evidence informing forecast-year allocation inputs; displayed values and growth are calculated: Reports xx.xx CATSA Plus lines across xx.xx airports serving more than xx.xx% of passengers in 2024/xx.xx; provides an independent integration-activity check, not a direct value allocation. ([catsa-acsta.gc.ca](https://www.catsa-acsta.gc.ca/en/publications/2025-annual-report/overview-activities))
- Evidence informing base-year allocation inputs; displayed values and growth are calculated: The reported modernized passenger coverage constrains an assumption of universally standalone activity, while leaving commercial architecture and revenue attribution unresolved. ([catsa-acsta.gc.ca](https://www.catsa-acsta.gc.ca/en/publications/2025-annual-report/overview-activities))
- Evidence informing forecast-year allocation inputs; displayed values and growth are calculated: The reported modernized passenger coverage constrains an assumption of universally standalone activity, while leaving commercial architecture and revenue attribution unresolved. ([catsa-acsta.gc.ca](https://www.catsa-acsta.gc.ca/en/publications/2025-annual-report/overview-activities))
- Evidence informing forecast-year allocation inputs; displayed values and growth are calculated: The annual report identifies enhanced non-passenger requirements and implementation planned from spring 2025. This supports a conditional modernization premise, not the modeled global uptake factor.
- Evidence informing base-year allocation inputs; displayed values and growth are calculated: Reports xx.xx CATSA Plus lines and more than xx.xx% passenger coverage in 2024/xx.xx; provides a Canadian adoption comparator, not a global local-review revenue weight. ([catsa-acsta.gc.ca](https://www.catsa-acsta.gc.ca/en/publications/2025-annual-report/overview-activities))
- Evidence informing forecast-year allocation inputs; displayed values and growth are calculated: Reports xx.xx CATSA Plus lines and more than xx.xx% passenger coverage in 2024/xx.xx; provides a Canadian adoption comparator, not a global local-review revenue weight. ([catsa-acsta.gc.ca](https://www.catsa-acsta.gc.ca/en/publications/2025-annual-report/overview-activities))
- Evidence informing base-year allocation inputs; displayed values and growth are calculated: Identifies remote screening within CATSA Plus and quantifies deployment; constrains the commercial-adoption premise but does not establish each review room's location. ([catsa-acsta.gc.ca](https://www.catsa-acsta.gc.ca/en/publications/2025-annual-report/overview-activities))
- Evidence informing forecast-year allocation inputs; displayed values and growth are calculated: Identifies remote screening within CATSA Plus and quantifies deployment; constrains the commercial-adoption premise but does not establish each review room's location. ([catsa-acsta.gc.ca](https://www.catsa-acsta.gc.ca/en/publications/2025-annual-report/overview-activities))
- Evidence informing base-year allocation inputs; displayed values and growth are calculated: Deployment coverage constrains the addressable network-enabled pool; it does not disclose hybrid contracts or justify the modeled hybrid percentage. ([catsa-acsta.gc.ca](https://www.catsa-acsta.gc.ca/en/publications/2025-annual-report/overview-activities))
- Evidence informing forecast-year allocation inputs; displayed values and growth are calculated: Deployment coverage constrains the addressable network-enabled pool; it does not disclose hybrid contracts or justify the modeled hybrid percentage. ([catsa-acsta.gc.ca](https://www.catsa-acsta.gc.ca/en/publications/2025-annual-report/overview-activities))

48. CATSA - Beyond the Checkpoint, December 2025

- Evidence informing base-year allocation inputs; displayed values and growth are calculated: Reports xx.xx operational CT machines at eight airports and a modular-line average of xx.xx passengers per hour versus xx.xx for traditional multi-split lines; supports the bounded throughput-to-unit bridge and phased-deployment premise. ([catsa-acsta.gc.ca](https://www.catsa-acsta.gc.ca/en/about-us/beyond-checkpoint-2025-december))
- Evidence informing forecast-year allocation inputs; displayed values and growth are calculated: Reports xx.xx operational CT machines at eight airports and a modular-line average of xx.xx passengers per hour versus xx.xx for traditional multi-split lines; supports the bounded throughput-to-unit bridge and phased-deployment premise. ([catsa-acsta.gc.ca](https://www.catsa-acsta.gc.ca/en/about-us/beyond-checkpoint-2025-december))

49. Smiths Detection Delivers Fully Automated International Remote Baggage Screening System Between South Korea and the United States

- Evidence informing base-year allocation inputs; displayed values and growth are calculated: The January xx.xx 2026 disclosure identifies xx.xx software licenses and DICOS V3.xx.xx exchange, and dates operational service to August 2025. Supports commercial standards-based activity and forecast feasibility, not an observed global share or a confirmed 2025 license inventory. ([smithsdetection.com](https://www.smithsdetection.com/press-releases/smiths-detection-delivers-fully-automated-international-remote-baggage-screening-system-between-south-korea-and-the-united-states/))
- Evidence informing forecast-year allocation inputs; displayed values and growth are calculated: The January xx.xx 2026 disclosure identifies xx.xx software licenses and DICOS V3.xx.xx exchange, and dates operational service to August 2025. Supports commercial standards-based activity and forecast feasibility, not an observed global share or a confirmed 2025 license inventory. ([smithsdetection.com](https://www.smithsdetection.com/press-releases/smiths-detection-delivers-fully-automated-international-remote-baggage-screening-system-between-south-korea-and-the-united-states/))

50. SeeTrue Marks Milestone with Over 100 X-ray Checkpoint Installations of Advanced AI-Based Threat Detection Software

- Evidence informing base-year allocation inputs; displayed values and growth are calculated: The December xx.xx 2024 announcement reports the 100th operational screening lane across airports and other sectors. Provides a limited commercial-adoption scale check; it is neither airport-only nor a census of standards-based entitlements. ([seetrue.ai](https://www.seetrue.ai/seetrue-marks-milestone-with-over-xx.xx-x-ray-checkpoint-installations-of-advanced-ai-based-threat-detection-software/))
- Evidence informing forecast-year allocation inputs; displayed values and growth are calculated: The December xx.xx 2024 announcement reports the 100th operational screening lane across airports and other sectors. Provides a limited commercial-adoption scale check; it is neither airport-only nor a census of standards-based entitlements. ([seetrue.ai](https://www.seetrue.ai/seetrue-marks-milestone-with-over-xx.xx-x-ray-checkpoint-installations-of-advanced-ai-based-threat-detection-software/))

51. Scarabee's Checkpoint Property Screening System to be deployed at DEN

- Evidence informing base-year allocation inputs; displayed values and growth are calculated: Describes a xx.xx-lane Denver award combining Scarabee lanes with Smiths scanners. Corroborates a commercial mixed-supplier integration route; an award is not realized annual revenue or proof of unrestricted interoperability. ([daifukuatec.com](https://daifukuatec.com/news/scarabees-checkpoint-property-screening-system-to-be-deployed-at-den))
- Evidence informing forecast-year allocation inputs; displayed values and growth are calculated: Describes a xx.xx-lane Denver award combining Scarabee lanes with Smiths scanners. Corroborates a commercial mixed-supplier integration route; an award is not realized annual revenue or proof of unrestricted interoperability. ([daifukuatec.com](https://daifukuatec.com/news/scarabees-checkpoint-property-screening-system-to-be-deployed-at-den))

52. CATSA Annual Report 2024 - Management's Discussion and Analysis

- Evidence informing base-year allocation inputs; displayed values and growth are calculated: FY2023/xx.xx pre-board capital appropriations used of C$xx.xx provide the second period in the non-passenger-to-cabin purchasing comparison.
- Evidence informing base-year allocation inputs; displayed values and growth are calculated: FY2023/xx.xx non-passenger capital appropriations used of C$xx.xx enter the two-period activity proxy; they do not identify the property-only fraction.
- Evidence informing forecast-year allocation inputs; displayed values and growth are calculated: FY2023/xx.xx non-passenger capital appropriations used of C$xx.xx enter the two-period activity proxy; they do not identify the property-only fraction.

53. Smiths Detection confirm order of 91 advanced scanners for new terminals at Moscow Sheremetyevo International Airport
    - Evidence informing base-year allocation inputs; displayed values and growth are calculated: The dated airport deployment includes xx.xx entrance baggage systems and xx.xx cabin-checkpoint systems. Their ratio supplies a historical relative-density proxy, subsequently discounted for assumed global coverage.
    - Evidence informing forecast-year allocation inputs; displayed values and growth are calculated: The dated airport deployment includes xx.xx entrance baggage systems and xx.xx cabin-checkpoint systems. Their ratio supplies a historical relative-density proxy, subsequently discounted for assumed global coverage.
54. Cochin International Airport Selects Smiths Detection's CTX 9800 for Next-Generation Hold Baggage Screening
    - Evidence informing base-year allocation inputs; displayed values and growth are calculated: The May 2017 deployment identifies xx.xx customs baggage systems alongside four hold-baggage systems. This supports the customs-intensive historical configuration proxy, not current global fleet or revenue observations.
    - Evidence informing forecast-year allocation inputs; displayed values and growth are calculated: The May 2017 deployment identifies xx.xx customs baggage systems alongside four hold-baggage systems. This supports the customs-intensive historical configuration proxy, not current global fleet or revenue observations.
55. CATSA Functions, Programs and Activities
    - Evidence informing base-year allocation inputs; displayed values and growth are calculated: Hold-baggage activities include equipment purchase, baggage-handling integration and equipment maintenance, supporting the checked-baggage capital and lifecycle boundary.
    - Evidence informing forecast-year allocation inputs; displayed values and growth are calculated: Hold-baggage activities include equipment purchase, baggage-handling integration and equipment maintenance, supporting the checked-baggage capital and lifecycle boundary.
    - Evidence informing base-year allocation inputs; displayed values and growth are calculated: Non-passenger screening covers airport workers and their belongings; only attributable property-screening offerings enter this allocation.
    - Evidence informing forecast-year allocation inputs; displayed values and growth are calculated: Non-passenger screening covers airport workers and their belongings; only attributable property-screening offerings enter this allocation.
56. Fraport TAV Antalya Airport - About the security control itself
    - Evidence informing base-year allocation inputs; displayed values and growth are calculated: The airport operator distinguishes terminal-entry security from a subsequent checkpoint. This supports a separate entrance-screening mission while providing no global prevalence or spending share.
    - Evidence informing forecast-year allocation inputs; displayed values and growth are calculated: The airport operator distinguishes terminal-entry security from a subsequent checkpoint. This supports a separate entrance-screening mission while providing no global prevalence or spending share.
57. EMSD VoiceLink, Issue 79, June 2026 - EMSD Provides Comprehensive Support for Terminal 2 Commissioning
    - Evidence informing forecast-year allocation inputs; displayed values and growth are calculated: The June 2026 account identifies baggage-and-parcel equipment procurement and installation for the customs authority at Terminal xx.xx. It supports a separate commissioning mission but does not isolate baggage expenditure.
58. GAO-26-107811 - Guam: Considerations for Evaluating Alternative Customs Models and Potential Economic Effects
    - Evidence informing base-year allocation inputs; displayed values and growth are calculated: The audit identifies two historical airport-customs baggage systems inactive for years and delayed replacement procurement. This challenges conversion of installed stock or acknowledged need directly into annual equipment and support revenue.
    - Evidence informing forecast-year allocation inputs; displayed values and growth are calculated: The audit identifies two historical airport-customs baggage systems inactive for years and delayed replacement procurement. This challenges conversion of installed stock or acknowledged need directly into annual equipment and support revenue.

59. Bennet, Moran, Van Hollen, Boozman Introduce Bill to Bolster Aviation Safety
    - Evidence informing base-year allocation inputs; displayed values and growth are calculated: The July xx.xx 2025 official release identifies xx.xx U.S. screening lanes, used as agency purchasing-exposure calibration rather than observed annual equipment sales.
    - Evidence informing forecast-year allocation inputs; displayed values and growth are calculated: The July xx.xx 2025 official release identifies xx.xx U.S. screening lanes, used as agency purchasing-exposure calibration rather than observed annual equipment sales.
60. Bank of Canada - Annual exchange rates
    - Evidence informing base-year allocation inputs; displayed values and growth are calculated: Annual exchange-rate observations support the inherited fiscal-period approximation of xx.xx Canadian dollars per U.S. dollar; this is not a transaction-weighted exchange rate.
    - Evidence informing forecast-year allocation inputs; displayed values and growth are calculated: Annual exchange-rate observations support the inherited fiscal-period approximation of xx.xx Canadian dollars per U.S. dollar; this is not a transaction-weighted exchange rate.
61. Japan’s leading airline revolutionizes check in experience with new Smiths Detection technology
    - Evidence informing base-year allocation inputs; displayed values and growth are calculated: The August 2023 announcement identifies JAL as customer for five screening ecosystems and reports xx.xx deployed iLane units across Japan. These are historical commercial-stock anchors, not an airline-only fleet or 2025 sales observation.
    - Evidence informing forecast-year allocation inputs; displayed values and growth are calculated: The August 2023 announcement identifies JAL as customer for five screening ecosystems and reports xx.xx deployed iLane units across Japan. These are historical commercial-stock anchors, not an airline-only fleet or 2025 sales observation.
62. Narita International Airport anticipates threats with integrated solutions
    - Evidence informing base-year allocation inputs; displayed values and growth are calculated: Identifies Narita airport as a screening-technology customer and describes xx.xx lane-related installations, qualifying any assumption that the supplier's Japanese installed stock was purchased entirely by airlines.
    - Evidence informing forecast-year allocation inputs; displayed values and growth are calculated: Identifies Narita airport as a screening-technology customer and describes xx.xx lane-related installations, qualifying any assumption that the supplier's Japanese installed stock was purchased entirely by airlines.
63. MLIT - 保安検査の実施主体が変わります！ - June 27, 2025
    - Evidence informing forecast-year allocation inputs; displayed values and growth are calculated: The June xx.xx 2025 announcement targets transfer of security-screening responsibility from airlines to airport managers, with leading cases targeted in FY2026. Supports a conditional reduction in airline purchasing, not an observed contract-transfer percentage.
    - Evidence informing forecast-year allocation inputs; displayed values and growth are calculated: The transfer direction supports modeled airport-manager purchasing gains. Continued shared financing does not imply equal purchasing shares.
64. ICTS International N.V. - Annual Report for the year ended December 31, 2025
    - Evidence informing base-year allocation inputs; displayed values and growth are calculated: Discloses USD xx.xx company-wide property/equipment purchases and USD xx.xx airport-security revenue in 2025. Supports an asset-light purchasing-intensity proxy; the in-scope fraction and global expansion remain assumptions.
    - Evidence informing forecast-year allocation inputs; displayed values and growth are calculated: Discloses USD xx.xx company-wide property/equipment purchases and USD xx.xx airport-security revenue in 2025. Supports an asset-light purchasing-intensity proxy; the in-scope fraction and global expansion remain assumptions.

65. EU Publications Office - Purchase and maintenance of non-intrusive X-ray inspection equipment for baggage and air cargo volume control
    - Evidence informing base-year allocation inputs; displayed values and growth are calculated: Identifies Autoridade Tributária e Aduaneira as buyer and reports a 2026 award of EUR xx.xx across four lots for baggage/air-cargo inspection equipment and maintenance. Provides a buyer-role and commercial-scale comparator, not 2025 baggage-only annual expenditure.
    - Evidence informing forecast-year allocation inputs; displayed values and growth are calculated: Identifies Autoridade Tributária e Aduaneira as buyer and reports a 2026 award of EUR xx.xx across four lots for baggage/air-cargo inspection equipment and maintenance. Provides a buyer-role and commercial-scale comparator, not 2025 baggage-only annual expenditure.
66. ACI World - Busiest Airports in the World
    - Evidence informing base-year allocation inputs; displayed values and growth are calculated: Reports approximately xx.xx international airport passenger movements in 2025. Half provides an approximate arrival-movement scale check before transfer exclusions, not a customs examination or equipment-purchasing weight.
    - Evidence informing forecast-year allocation inputs; displayed values and growth are calculated: Reports approximately xx.xx international airport passenger movements in 2025. Half provides an approximate arrival-movement scale check before transfer exclusions, not a customs examination or equipment-purchasing weight.
67. Heathrow announces £2.3bn accelerated investment plan to upgrade the UK's international gateway to growth
    - Evidence informing base-year allocation inputs; displayed values and growth are calculated: Reports GBP xx.xx invested in security-lane upgrades during 2024, supporting material airport-directed purchasing. Broader infrastructure obligations and historical timing prevent treating the amount as 2025 in-scope market receipts.
    - Evidence informing forecast-year allocation inputs; displayed values and growth are calculated: Reports GBP xx.xx invested in security-lane upgrades during 2024, supporting material airport-directed purchasing. Broader infrastructure obligations and historical timing prevent treating the amount as 2025 in-scope market receipts.
68. Fraport Assumes Responsibility for Aviation Security Checks at Frankfurt Airport
    - Evidence informing base-year allocation inputs; displayed values and growth are calculated: Documents Fraport's checkpoint-management responsibility from January 2023, six initial CT-equipped lanes and three contracted screening providers. Supports distinguishing an airport commissioning role from regulator oversight and contracted screening labor.
    - Evidence informing forecast-year allocation inputs; displayed values and growth are calculated: Documents Fraport's checkpoint-management responsibility from January 2023, six initial CT-equipped lanes and three contracted screening providers. Supports distinguishing an airport commissioning role from regulator oversight and contracted screening labor.
69. Advanced Cabin Baggage Screening - Computed Tomography Implementation Guide
    - Evidence informing base-year allocation inputs; displayed values and growth are calculated: Distinguishes standalone CT, including equipment-local conveyance, from integrated screening-lane configurations; supports attribution boundaries, not a revenue weight.
    - Evidence informing forecast-year allocation inputs; displayed values and growth are calculated: Distinguishes standalone CT, including equipment-local conveyance, from integrated screening-lane configurations; supports attribution boundaries, not a revenue weight.
    - Evidence informing base-year allocation inputs; displayed values and growth are calculated: Identifies automated tray-return and automated screening-lane integration as commercially distinct configurations; supports the lane-integrated category definition.
    - Evidence informing forecast-year allocation inputs; displayed values and growth are calculated: Identifies automated tray-return and automated screening-lane integration as commercially distinct configurations; supports the lane-integrated category definition.

70. GAO-12-266 - Checked Baggage Screening: TSA Has Deployed Optimal Systems at the Majority of TSA-Regulated Airports, but Could Strengthen Cost Estimates

- Evidence informing base-year allocation inputs; displayed values and growth are calculated: The December 2011 table reports xx.xx standalone EDS alongside xx.xx in-line EDS; this historical machine-count comparator constrains, but does not determine, the current global allocation.
- Evidence informing forecast-year allocation inputs; displayed values and growth are calculated: The December 2011 table reports xx.xx standalone EDS alongside xx.xx in-line EDS; this historical machine-count comparator constrains, but does not determine, the current global allocation.
- Evidence informing base-year allocation inputs; displayed values and growth are calculated: Reports xx.xx in-line EDS across xx.xx in-line systems and distinguishes equipment counts from integrated-system counts; supports the historical configuration bridge.
- Evidence informing forecast-year allocation inputs; displayed values and growth are calculated: Reports xx.xx in-line EDS across xx.xx in-line systems and distinguishes equipment counts from integrated-system counts; supports the historical configuration bridge.

71. Smiths Detection selected as security technology provider to International Airport Heraklion Crete

- Evidence informing base-year allocation inputs; displayed values and growth are calculated: The September xx.xx 2025 announcement identifies eight cabin CT scanners and eight automated tray-return systems for Heraklion, with installation planned across late 2025 and mid-2026; supports ongoing integrated procurement, not realized annual revenue.
- Evidence informing forecast-year allocation inputs; displayed values and growth are calculated: The September xx.xx 2025 announcement identifies eight cabin CT scanners and eight automated tray-return systems for Heraklion, with installation planned across late 2025 and mid-2026; supports ongoing integrated procurement, not realized annual revenue.

72. Centralised Image Processing: The Impact on Security Checkpoints

- Evidence informing base-year allocation inputs; displayed values and growth are calculated: Distinguishes checkpoint-local image review from separate-room arrangements; supports retaining networked local activity rather than automatically assigning it to remote review. ([casra.ch](https://casra.ch/wp-content/uploads/2021/xx.xx/Kuhn-2017.-Centralised-image-processing.pdf))
- Evidence informing forecast-year allocation inputs; displayed values and growth are calculated: Distinguishes checkpoint-local image review from separate-room arrangements; supports retaining networked local activity rather than automatically assigning it to remote review. ([casra.ch](https://casra.ch/wp-content/uploads/2021/xx.xx/Kuhn-2017.-Centralised-image-processing.pdf))
- Evidence informing base-year allocation inputs; displayed values and growth are calculated: Describes separate screening rooms and established remote hold-baggage review at larger airports; supports the cohort-maturity premise, not a numerical global share. ([casra.ch](https://casra.ch/wp-content/uploads/2021/xx.xx/Kuhn-2017.-Centralised-image-processing.pdf))
- Evidence informing forecast-year allocation inputs; displayed values and growth are calculated: Describes separate screening rooms and established remote hold-baggage review at larger airports; supports the cohort-maturity premise, not a numerical global share. ([casra.ch](https://casra.ch/wp-content/uploads/2021/xx.xx/Kuhn-2017.-Centralised-image-processing.pdf))
- Evidence informing base-year allocation inputs; displayed values and growth are calculated: Describes combined checkpoint and remote-room arrangements, establishing a mixed-location commercial configuration without measuring its prevalence or price. ([casra.ch](https://casra.ch/wp-content/uploads/2021/xx.xx/Kuhn-2017.-Centralised-image-processing.pdf))
- Evidence informing forecast-year allocation inputs; displayed values and growth are calculated: Describes combined checkpoint and remote-room arrangements, establishing a mixed-location commercial configuration without measuring its prevalence or price. ([casra.ch](https://casra.ch/wp-content/uploads/2021/xx.xx/Kuhn-2017.-Centralised-image-processing.pdf))

73. Annual Report 2024 - CATSA's Operating Environment

- Evidence informing base-year allocation inputs; displayed values and growth are calculated: Reports xx.xx CATSA Plus lines and more than xx.xx% passenger coverage in 2023/xx.xx providing the historical comparison rather than a global location allocation. ([catsa-acsta.gc.ca](https://www.catsa-acsta.gc.ca/en/publications/catsa-s-operating-environment))
- Evidence informing forecast-year allocation inputs; displayed values and growth are calculated: Reports xx.xx CATSA Plus lines and more than xx.xx% passenger coverage in 2023/xx.xx providing the historical comparison rather than a global location allocation. ([catsa-acsta.gc.ca](https://www.catsa-acsta.gc.ca/en/publications/catsa-s-operating-environment))
- Evidence informing base-year allocation inputs; displayed values and growth are calculated: Together with the subsequent annual report, supports a seven-line deployment increase without a corresponding increase in reported passenger coverage. ([catsa-acsta.gc.ca](https://www.catsa-acsta.gc.ca/en/publications/catsa-s-operating-environment))
- Evidence informing forecast-year allocation inputs; displayed values and growth are calculated: Together with the subsequent annual report, supports a seven-line deployment increase without a corresponding increase in reported passenger coverage. ([catsa-acsta.gc.ca](https://www.catsa-acsta.gc.ca/en/publications/catsa-s-operating-environment))
- Evidence informing base-year allocation inputs; displayed values and growth are calculated: Provides a historical network-enabled deployment anchor, while leaving the physical mixed-location contract share unmeasured. ([catsa-acsta.gc.ca](https://www.catsa-acsta.gc.ca/en/publications/catsa-s-operating-environment))
- Evidence informing forecast-year allocation inputs; displayed values and growth are calculated: Provides a historical network-enabled deployment anchor, while leaving the physical mixed-location contract share unmeasured. ([catsa-acsta.gc.ca](https://www.catsa-acsta.gc.ca/en/publications/catsa-s-operating-environment))

74. L22020-T-TG Upgrades to the Passenger Search Area, body scanners, EDS C3 cabin baggage screening - Contract Award Notice

- Evidence informing base-year allocation inputs; displayed values and growth are calculated: The January xx.xx 2023 Luton award expressly includes construction of a remote screening room at the airport terminal, supporting separate-room commercial procurement. Its broader scope is not treated as baggage-only annual revenue. ([find-tender.service.gov.uk](https://www.find-tender.service.gov.uk/Notice/xx.xx-2023))
- Evidence informing forecast-year allocation inputs; displayed values and growth are calculated: The January xx.xx 2023 Luton award expressly includes construction of a remote screening room at the airport terminal, supporting separate-room commercial procurement. Its broader scope is not treated as baggage-only annual revenue. ([find-tender.service.gov.uk](https://www.find-tender.service.gov.uk/Notice/xx.xx-2023))

75. Greater Orlando Aviation Authority - Minutes of the February 19, 2025 Meeting

- Evidence informing base-year allocation inputs; displayed values and growth are calculated: Authorizes up to USD xx.xx for baggage-system and Remote Screening Facility network/server separation. Half this ceiling is an explicitly assumed deployment-cost comparator, not observed off-site receipts. ([assets.ctfassets.net](https://assets.ctfassets.net/qiecpoxp4bka/6BCjKImOwJmeZxqtGVdpYR/1e2d759a2c44b5b6d71193cb9927ec75/2025-xx.xx-19_Board_Minutes.pdf))
- Evidence informing forecast-year allocation inputs; displayed values and growth are calculated: Authorizes up to USD xx.xx for baggage-system and Remote Screening Facility network/server separation. Half this ceiling is an explicitly assumed deployment-cost comparator, not observed off-site receipts. ([assets.ctfassets.net](https://assets.ctfassets.net/qiecpoxp4bka/6BCjKImOwJmeZxqtGVdpYR/1e2d759a2c44b5b6d71193cb9927ec75/2025-xx.xx-19_Board_Minutes.pdf))
- Evidence informing base-year allocation inputs; displayed values and growth are calculated: Provides the commercial networking-cost anchor for the modeled transfer from existing on-site pools, avoiding additional market value or duplicate host-equipment attribution. ([assets.ctfassets.net](https://assets.ctfassets.net/qiecpoxp4bka/6BCjKImOwJmeZxqtGVdpYR/1e2d759a2c44b5b6d71193cb9927ec75/2025-xx.xx-19_Board_Minutes.pdf))
- Evidence informing forecast-year allocation inputs; displayed values and growth are calculated: Provides the commercial networking-cost anchor for the modeled transfer from existing on-site pools, avoiding additional market value or duplicate host-equipment attribution. ([assets.ctfassets.net](https://assets.ctfassets.net/qiecpoxp4bka/6BCjKImOwJmeZxqtGVdpYR/1e2d759a2c44b5b6d71193cb9927ec75/2025-xx.xx-19_Board_Minutes.pdf))

76. American and U.S. Customs and Border Protection pilot innovative baggage screening initiative

- Evidence informing base-year allocation inputs; displayed values and growth are calculated: American's April xx.xx 2025 announcement identifies a daily Sydney-Los Angeles IRBS pilot and unchanged screening requirements. It anchors one sampled connection and an assumed partial-year licensing period, not disclosed revenue. ([s202.q4cdn.com](https://s202.q4cdn.com/xx.xx/files/doc_news/American-and-US-Customs-and-Border-Protection-pilot-innovative-baggage-screening-initiative-OPS-OTH-xx.xx-2025.pdf))
- Evidence informing forecast-year allocation inputs; displayed values and growth are calculated: American's April xx.xx 2025 announcement identifies a daily Sydney-Los Angeles IRBS pilot and unchanged screening requirements. It anchors one sampled connection and an assumed partial-year licensing period, not disclosed revenue. ([s202.q4cdn.com](https://s202.q4cdn.com/xx.xx/files/doc_news/American-and-US-Customs-and-Border-Protection-pilot-innovative-baggage-screening-initiative-OPS-OTH-xx.xx-2025.pdf))

77. 델타항공-대한항공, 인천발 애틀랜타 노선 대상 위탁수하물 원격 검색 방식 신규 도입

- Evidence informing base-year allocation inputs; displayed values and growth are calculated: The August xx.xx 2025 announcement identifies the Incheon-Atlanta IRBS arrangement, anchoring a second sampled connection and a partial-year commercial-activity assumption without establishing contract value. ([news.delta.com](https://news.delta.com/delta-and-koreanair-launch-remote-baggage-screening-on-icn-atl-KR))
- Evidence informing forecast-year allocation inputs; displayed values and growth are calculated: The August xx.xx 2025 announcement identifies the Incheon-Atlanta IRBS arrangement, anchoring a second sampled connection and a partial-year commercial-activity assumption without establishing contract value. ([news.delta.com](https://news.delta.com/delta-and-koreanair-launch-remote-baggage-screening-on-icn-atl-KR))

78. United Launches CBP's International Remote Baggage Screening on Select International Flights

· Evidence informing base-year allocation inputs; displayed values and growth are calculated: United's September xx.xx 2025 announcement identifies daily Sydney-San Francisco service and named technology partners, anchoring a third sampled connection. It reports no attributable software or integration receipts. ([united.mediaroom.com](https://united.mediaroom.com/2025-xx.xx-xx.xx-United-Launches-CBPs-International-Remote-Baggage-Screening-on-Select-International-Flights))

· Evidence informing forecast-year allocation inputs; displayed values and growth are calculated: United's September xx.xx 2025 announcement identifies daily Sydney-San Francisco service and named technology partners, anchoring a third sampled connection. It reports no attributable software or integration receipts. ([united.mediaroom.com](https://united.mediaroom.com/2025-xx.xx-xx.xx-United-Launches-CBPs-International-Remote-Baggage-Screening-on-Select-International-Flights))

79. Airline Passengers Face Fewer Bag Checkpoints, Thanks to PNNL, Partners

· Evidence informing forecast-year allocation inputs; displayed values and growth are calculated: The August xx.xx 2026 laboratory release describes implementation on additional routes, including Seoul arrivals at Minneapolis-St. Paul and Detroit. This supports expansion direction, not the forecast connection count, realization or global share. ([pnnl.gov](https://www.pnnl.gov/news-media/airline-passengers-face-fewer-bag-checkpoints-thanks-pnnl-partners))

80. TSA awards $781.2 million to procure additional CT X-Ray scanners for airport checkpoints

· Evidence informing base-year allocation inputs; displayed values and growth are calculated: The March xx.xx 2022 announcement identifies up to USD xx.xx for procurement and maintenance of up to xx.xx systems from an OEM. This is a historical procurement-scale anchor, not annual 2025 direct-channel revenue. ([content.govdelivery.com](https://content.govdelivery.com/accounts/USDHSTSA/bulletins/30f6e5f))

· Evidence informing base-year allocation inputs; displayed values and growth are calculated: The award includes full-size automated lanes, cautioning against assigning all automation value to non-OEM integration primes; exact contractual-role attribution is not disclosed. ([content.govdelivery.com](https://content.govdelivery.com/accounts/USDHSTSA/bulletins/30f6e5f))

81. OSI Systems, Inc. - Form 10-K for the fiscal year ended June 30, 2026

· Evidence informing base-year allocation inputs; displayed values and growth are calculated: The filing describes regional direct security-product sales and direct maintenance relationships. Its broader security scope supports route coexistence, not baggage-only sales weights. ([sec.gov](https://www.sec.gov/Archives/edgar/data/xx.xx/xx.xx/osis-20260630x10k.htm))

· Evidence informing forecast-year allocation inputs; displayed values and growth are calculated: The filing describes regional direct security-product sales and direct maintenance relationships. Its broader security scope supports route coexistence, not baggage-only sales weights. ([sec.gov](https://www.sec.gov/Archives/edgar/data/xx.xx/xx.xx/osis-20260630x10k.htm))

· Evidence informing base-year allocation inputs; displayed values and growth are calculated: The company identifies a global independent-distributor network, supporting a continuing indirect route without quantifying its value share. ([sec.gov](https://www.sec.gov/Archives/edgar/data/xx.xx/xx.xx/osis-20260630x10k.htm))

· Evidence informing forecast-year allocation inputs; displayed values and growth are calculated: The company identifies a global independent-distributor network, supporting a continuing indirect route without quantifying its value share. ([sec.gov](https://www.sec.gov/Archives/edgar/data/xx.xx/xx.xx/osis-20260630x10k.htm))

· Evidence informing base-year allocation inputs; displayed values and growth are calculated: Authorized service providers are identified separately from distributors, supporting distinct technical-service attribution and access limitations. ([sec.gov](https://www.sec.gov/Archives/edgar/data/xx.xx/xx.xx/osis-20260630x10k.htm))

· Evidence informing forecast-year allocation inputs; displayed values and growth are calculated: Authorized service providers are identified separately from distributors, supporting distinct technical-service attribution and access limitations. ([sec.gov](https://www.sec.gov/Archives/edgar/data/xx.xx/xx.xx/osis-20260630x10k.htm))

82. SriLankan Airlines - Invitation for Supply, Installation, Commissioning and Maintenance of Dual View Heavy and Medium X-Ray Machines, Reference 202130407

· Evidence informing base-year allocation inputs; displayed values and growth are calculated: The 2021 purchaser invitation permits an OEM or authorized OEM agent and requires authorization for the latter. It establishes equipment-channel eligibility, not an award or software-resale right. ([srilankan.com](https://www.srilankan.com/download/tender/TN-Invitationforsubmiss-xx.xx.pdf))

83. JFK Millennium Partners Selects K2 to Deliver State-of-the-Art Security Screening Checkpoint at new JFK Terminal 6

· Evidence informing base-year allocation inputs; displayed values and growth are calculated: The March xx.xx 2025 appointment assigns procurement and deployment coordination across multiple technology suppliers at a future ten-gate terminal. It supports integration-prime participation and a forecast mechanism, not a disclosed share or completed 2025 revenue. ([portauthoritybuilds.com](https://www.portauthoritybuilds.com/redevelopment/us/en/jfk/planned-projects/terminal-xx.xx/news/jfk-millennium-partners-selects-k2-to-deliver-state-of-the-art-s.html))

· Evidence informing forecast-year allocation inputs; displayed values and growth are calculated: The March xx.xx 2025 appointment assigns procurement and deployment coordination across multiple technology suppliers at a future ten-gate terminal. It supports integration-prime participation and a forecast mechanism, not a disclosed share or completed 2025 revenue. ([portauthoritybuilds.com](https://www.portauthoritybuilds.com/redevelopment/us/en/jfk/planned-projects/terminal-xx.xx/news/jfk-millennium-partners-selects-k2-to-deliver-state-of-the-art-s.html))

· Evidence informing base-year allocation inputs; displayed values and growth are calculated: The March xx.xx 2025 appointment covers baggage CT and automated bin-return equipment for a future xx.xx-gate terminal, with phased opening planned for 2026-2028. It establishes new-installation activity, not attributable 2025 receipts; wider airport investment and person-only technologies are excluded.

· Evidence informing forecast-year allocation inputs; displayed values and growth are calculated: The March xx.xx 2025 appointment covers baggage CT and automated bin-return equipment for a future xx.xx-gate terminal, with phased opening planned for 2026-2028. It establishes new-installation activity, not attributable 2025 receipts; wider airport investment and person-only technologies are excluded.

84. CATSA Corporate Plan 2024-25 to 2028-29 Summary - Key Corporate Risks

· Evidence informing base-year allocation inputs; displayed values and growth are calculated: The authority reports transferring maintenance of most screening equipment to KPrime in 2023/xx.xx. This establishes a separately contracted maintenance relationship, without a baggage-only payment split. ([catsa-acsta.gc.ca](https://www.catsa-acsta.gc.ca/en/publications/key-corporate-risks))

85. Leidos wins TSA logistics contract

· Evidence informing base-year allocation inputs; displayed values and growth are calculated: The January xx.xx 2025 announcement describes an eight-year, USD xx.xx maximum sustainment contract covering xx.xx equipment units at over xx.xx locations with manufacturer coordination. Annualization and baggage/third-party attribution in the model are explicit assumptions. ([leidos.com](https://www.leidos.com/insights/leidos-wins-tsa-logistics-contract))

· Evidence informing forecast-year allocation inputs; displayed values and growth are calculated: The January xx.xx 2025 announcement describes an eight-year, USD xx.xx maximum sustainment contract covering xx.xx equipment units at over xx.xx locations with manufacturer coordination. Annualization and baggage/third-party attribution in the model are explicit assumptions. ([leidos.com](https://www.leidos.com/insights/leidos-wins-tsa-logistics-contract))

86. Checkpoint Transformation: Malta International Airport Streamlines Passenger Flow with Smiths Detection
    - Evidence informing base-year allocation inputs; displayed values and growth are calculated: Seven conventional automated lanes were replaced by six CT-equipped lanes, with final commissioning in January 2025. This is a counterexample to equating capacity improvement with net additional equipment.
    - Evidence informing forecast-year allocation inputs; displayed values and growth are calculated: Seven conventional automated lanes were replaced by six CT-equipped lanes, with final commissioning in January 2025. This is a counterexample to equating capacity improvement with net additional equipment.
    - Evidence informing base-year allocation inputs; displayed values and growth are calculated: The complete checkpoint replacement illustrates why an offering described commercially as an upgrade can belong to System Replacement. The seven-year service commitment is not counted wholly as installation-year revenue.
    - Evidence informing forecast-year allocation inputs; displayed values and growth are calculated: The complete checkpoint replacement illustrates why an offering described commercially as an upgrade can belong to System Replacement. The seven-year service commitment is not counted wholly as installation-year revenue.
87. iCMORE - Smiths Detection
    - Evidence informing forecast-year allocation inputs; displayed values and growth are calculated: The current commercial offering describes a software-upgrade path while qualifying additional hardware requirements by machine type and age. This constrains forecast eligibility assumptions; product availability does not measure adoption or revenue.

16.3. Asia-Pacific

Table 247. Asia-Pacific Airport Baggage Screening Systems Market, by Country growth contribution, 2025-2032

Category	2025 value (USD Million)	2032 value (USD Million)	Added value (USD Million)	2025 share (%)	2032 share (%)	Change (pp)	Growth share (%)	CAGR (%)
Australia	xx.xx	xx.xx	xx.xx	xx.xx	xx.xx	xx.xx	xx.xx	xx.xx
China	xx.xx	xx.xx	xx.xx	xx.xx	xx.xx	xx.xx	xx.xx	xx.xx
India	xx.xx	xx.xx	xx.xx	xx.xx	xx.xx	xx.xx	xx.xx	xx.xx
Indonesia	xx.xx	xx.xx	xx.xx	xx.xx	xx.xx	xx.xx	xx.xx	xx.xx
Japan	xx.xx	xx.xx	xx.xx	xx.xx	xx.xx	xx.xx	xx.xx	xx.xx
Malaysia	xx.xx	xx.xx	xx.xx	xx.xx	xx.xx	xx.xx	xx.xx	xx.xx
Philippines	xx.xx	xx.xx	xx.xx	xx.xx	xx.xx	xx.xx	xx.xx	xx.xx
Singapore	xx.xx	xx.xx	xx.xx	xx.xx	xx.xx	xx.xx	xx.xx	xx.xx
South Korea	xx.xx	xx.xx	xx.xx	xx.xx	xx.xx	xx.xx	xx.xx	xx.xx
Taiwan	xx.xx	xx.xx	xx.xx	xx.xx	xx.xx	xx.xx	xx.xx	xx.xx
Thailand	xx.xx	xx.xx	xx.xx	xx.xx	xx.xx	xx.xx	xx.xx	xx.xx
Unallocated / remaining scope	xx.xx	xx.xx	xx.xx	xx.xx	xx.xx	xx.xx	xx.xx	xx.xx
Scope total	**xx.xx**	**xx.xx**	**xx.xx**	**xx.xx**	**xx.xx**	**xx.xx**	**xx.xx**	**xx.xx**

Table 248. Asia-Pacific Airport Baggage Screening Systems Market Size, by Region, 2017-2040 (USD Million)

Region	2017	2024	2025	2026	2027	2032	2040	CAGR (%)
Australia	xx.xx	xx.xx	xx.xx	xx.xx	xx.xx	xx.xx	xx.xx	xx.xx
China	xx.xx	xx.xx	xx.xx	xx.xx	xx.xx	xx.xx	xx.xx	xx.xx
India	xx.xx	xx.xx	xx.xx	xx.xx	xx.xx	xx.xx	xx.xx	xx.xx
Indonesia	xx.xx	xx.xx	xx.xx	xx.xx	xx.xx	xx.xx	xx.xx	xx.xx
Japan	xx.xx	xx.xx	xx.xx	xx.xx	xx.xx	xx.xx	xx.xx	xx.xx
Malaysia	xx.xx	xx.xx	xx.xx	xx.xx	xx.xx	xx.xx	xx.xx	xx.xx
Philippines	xx.xx	xx.xx	xx.xx	xx.xx	xx.xx	xx.xx	xx.xx	xx.xx
Singapore	xx.xx	xx.xx	xx.xx	xx.xx	xx.xx	xx.xx	xx.xx	xx.xx
South Korea	xx.xx	xx.xx	xx.xx	xx.xx	xx.xx	xx.xx	xx.xx	xx.xx
Taiwan	xx.xx	xx.xx	xx.xx	xx.xx	xx.xx	xx.xx	xx.xx	xx.xx
Thailand	xx.xx	xx.xx	xx.xx	xx.xx	xx.xx	xx.xx	xx.xx	xx.xx
Others	xx.xx	xx.xx	xx.xx	xx.xx	xx.xx	xx.xx	xx.xx	xx.xx
Total	**xx.xx**	**xx.xx**	**xx.xx**	**xx.xx**	**xx.xx**	**xx.xx**	**xx.xx**	**xx.xx**

Table 249. Asia-Pacific Airport Baggage Screening Systems Market Size, by Offering, 2017-2040 (USD Million)

Offering	2017	2024	2025	2026	2027	2032	2040	CAGR (%)
Detection Equipment	xx.xx	xx.xx	xx.xx	xx.xx	xx.xx	xx.xx	xx.xx	xx.xx
Replacement Parts and Consumables	xx.xx	xx.xx	xx.xx	xx.xx	xx.xx	xx.xx	xx.xx	xx.xx
Screening Automation Equipment	xx.xx	xx.xx	xx.xx	xx.xx	xx.xx	xx.xx	xx.xx	xx.xx
Screening Software	xx.xx	xx.xx	xx.xx	xx.xx	xx.xx	xx.xx	xx.xx	xx.xx
System Services	xx.xx	xx.xx	xx.xx	xx.xx	xx.xx	xx.xx	xx.xx	xx.xx
Total	**xx.xx**	**xx.xx**	**xx.xx**	**xx.xx**	**xx.xx**	**xx.xx**	**xx.xx**	**xx.xx**

Table 250. Asia-Pacific Airport Baggage Screening Systems Market Size, by Detection Equipment, 2017-2040 (USD Million)

Detection Equipment	2017	2024	2025	2026	2027	2032	2040	CAGR (%)
Baggage Inspection Systems	xx.xx	xx.xx	xx.xx	xx.xx	xx.xx	xx.xx	xx.xx	xx.xx
Explosive Trace Detectors	xx.xx	xx.xx	xx.xx	xx.xx	xx.xx	xx.xx	xx.xx	xx.xx
Liquid and Bulk Material Analyzers	xx.xx	xx.xx	xx.xx	xx.xx	xx.xx	xx.xx	xx.xx	xx.xx
Total	**xx.xx**	**xx.xx**	**xx.xx**	**xx.xx**	**xx.xx**	**xx.xx**	**xx.xx**	**xx.xx**

Table 251. Asia-Pacific Airport Baggage Screening Systems Market Size, by System Services, 2017-2040 (USD Million)

System Services	2017	2024	2025	2026	2027	2032	2040	CAGR (%)
Equipment Training Services	xx.xx	xx.xx	xx.xx	xx.xx	xx.xx	xx.xx	xx.xx	xx.xx
Installation, Integration, and Commissioning Services	xx.xx	xx.xx	xx.xx	xx.xx	xx.xx	xx.xx	xx.xx	xx.xx
Maintenance, Repair, and Technical Support	xx.xx	xx.xx	xx.xx	xx.xx	xx.xx	xx.xx	xx.xx	xx.xx
Planning and Engineering Services	xx.xx	xx.xx	xx.xx	xx.xx	xx.xx	xx.xx	xx.xx	xx.xx
Total	**xx.xx**	**xx.xx**	**xx.xx**	**xx.xx**	**xx.xx**	**xx.xx**	**xx.xx**	**xx.xx**

Table 252. Asia-Pacific Airport Baggage Screening Systems Market Size, by Replacement Parts and Consumables, 2017-2040 (USD Million)

Replacement Parts and Consumables	2017	2024	2025	2026	2027	2032	2040	CAGR (%)
Detection Consumables	xx.xx	xx.xx	xx.xx	xx.xx	xx.xx	xx.xx	xx.xx	xx.xx
Replacement Parts and Upgrade Kits	xx.xx	xx.xx	xx.xx	xx.xx	xx.xx	xx.xx	xx.xx	xx.xx
Total	**xx.xx**	**xx.xx**	**xx.xx**	**xx.xx**	**xx.xx**	**xx.xx**	**xx.xx**	**xx.xx**

Table 253. Asia-Pacific Airport Baggage Screening Systems Market Size, by Screening Automation Equipment, 2017-2040 (USD Million)

Screening Automation Equipment	2017	2024	2025	2026	2027	2032	2040	CAGR (%)
Screening Conveyors and Sortation Equipment	xx.xx	xx.xx	xx.xx	xx.xx	xx.xx	xx.xx	xx.xx	xx.xx
Screening Lanes and Tray-Return Systems	xx.xx	xx.xx	xx.xx	xx.xx	xx.xx	xx.xx	xx.xx	xx.xx
Total	**xx.xx**	**xx.xx**	**xx.xx**	**xx.xx**	**xx.xx**	**xx.xx**	**xx.xx**	**xx.xx**

Table 254. Asia-Pacific Airport Baggage Screening Systems Market Size, by Screening Software, 2017-2040 (USD Million)

Screening Software	2017	2024	2025	2026	2027	2032	2040	CAGR (%)
Automated Threat Detection Software	xx.xx	xx.xx	xx.xx	xx.xx	xx.xx	xx.xx	xx.xx	xx.xx
Image Review and Management Software	xx.xx	xx.xx	xx.xx	xx.xx	xx.xx	xx.xx	xx.xx	xx.xx
Screener Training and Quality Assurance Software	xx.xx	xx.xx	xx.xx	xx.xx	xx.xx	xx.xx	xx.xx	xx.xx
Screening Connectivity and Fleet Management Software	xx.xx	xx.xx	xx.xx	xx.xx	xx.xx	xx.xx	xx.xx	xx.xx
Total	**xx.xx**	**xx.xx**	**xx.xx**	**xx.xx**	**xx.xx**	**xx.xx**	**xx.xx**	**xx.xx**

Table 255. Asia-Pacific Airport Baggage Screening Systems Market Size, by Detection Platform, 2017-2040 (USD Million)

Detection Platform	2017	2024	2025	2026	2027	2032	2040	CAGR (%)
Chemiluminescence Detection	xx.xx	xx.xx	xx.xx	xx.xx	xx.xx	xx.xx	xx.xx	xx.xx
Dielectric and Microwave Analysis	xx.xx	xx.xx	xx.xx	xx.xx	xx.xx	xx.xx	xx.xx	xx.xx
Fluorescence Detection	xx.xx	xx.xx	xx.xx	xx.xx	xx.xx	xx.xx	xx.xx	xx.xx
Integrated Multimodal Detection	xx.xx	xx.xx	xx.xx	xx.xx	xx.xx	xx.xx	xx.xx	xx.xx
Ion Mobility Spectrometry	xx.xx	xx.xx	xx.xx	xx.xx	xx.xx	xx.xx	xx.xx	xx.xx
Magnetic Resonance	xx.xx	xx.xx	xx.xx	xx.xx	xx.xx	xx.xx	xx.xx	xx.xx
Mass Spectrometry	xx.xx	xx.xx	xx.xx	xx.xx	xx.xx	xx.xx	xx.xx	xx.xx
Projection X-Ray Imaging	xx.xx	xx.xx	xx.xx	xx.xx	xx.xx	xx.xx	xx.xx	xx.xx
Raman Spectroscopy	xx.xx	xx.xx	xx.xx	xx.xx	xx.xx	xx.xx	xx.xx	xx.xx
Thermo-Redox Detection	xx.xx	xx.xx	xx.xx	xx.xx	xx.xx	xx.xx	xx.xx	xx.xx
X-Ray Computed Tomography	xx.xx	xx.xx	xx.xx	xx.xx	xx.xx	xx.xx	xx.xx	xx.xx
X-Ray Diffraction	xx.xx	xx.xx	xx.xx	xx.xx	xx.xx	xx.xx	xx.xx	xx.xx
Others	xx.xx	xx.xx	xx.xx	xx.xx	xx.xx	xx.xx	xx.xx	xx.xx
Total	**xx.xx**	**xx.xx**	**xx.xx**	**xx.xx**	**xx.xx**	**xx.xx**	**xx.xx**	**xx.xx**

Table 256. Asia-Pacific Airport Baggage Screening Systems Market Size, by Projection X-Ray Imaging, 2017-2040 (USD Million)

Projection X-Ray Imaging	2017	2024	2025	2026	2027	2032	2040	CAGR (%)
Multiview X-Ray Imaging	xx.xx	xx.xx	xx.xx	xx.xx	xx.xx	xx.xx	xx.xx	xx.xx
Single-View X-Ray Imaging	xx.xx	xx.xx	xx.xx	xx.xx	xx.xx	xx.xx	xx.xx	xx.xx
Total	**xx.xx**	**xx.xx**	**xx.xx**	**xx.xx**	**xx.xx**	**xx.xx**	**xx.xx**	**xx.xx**

Table 257. Asia-Pacific Airport Baggage Screening Systems Market Size, by Interoperability Architecture, 2017-2040 (USD Million)

Interoperability Architecture	2017	2024	2025	2026	2027	2032	2040	CAGR (%)
Closed Proprietary Architecture	xx.xx	xx.xx	xx.xx	xx.xx	xx.xx	xx.xx	xx.xx	xx.xx
Open Standards-Based Interoperability	xx.xx	xx.xx	xx.xx	xx.xx	xx.xx	xx.xx	xx.xx	xx.xx
Vendor-Specific Integration	xx.xx	xx.xx	xx.xx	xx.xx	xx.xx	xx.xx	xx.xx	xx.xx
Total	**xx.xx**	**xx.xx**	**xx.xx**	**xx.xx**	**xx.xx**	**xx.xx**	**xx.xx**	**xx.xx**

Table 258. Asia-Pacific Airport Baggage Screening Systems Market Size, by Screening Application, 2017-2040 (USD Million)

Screening Application	2017	2024	2025	2026	2027	2032	2040	CAGR (%)
Customs and Border Baggage Inspection	xx.xx	xx.xx	xx.xx	xx.xx	xx.xx	xx.xx	xx.xx	xx.xx
Non-Passenger Property Screening	xx.xx	xx.xx	xx.xx	xx.xx	xx.xx	xx.xx	xx.xx	xx.xx
Passenger Cabin Baggage Screening	xx.xx	xx.xx	xx.xx	xx.xx	xx.xx	xx.xx	xx.xx	xx.xx
Passenger Checked Baggage Screening	xx.xx	xx.xx	xx.xx	xx.xx	xx.xx	xx.xx	xx.xx	xx.xx
Terminal-Entrance Baggage Screening	xx.xx	xx.xx	xx.xx	xx.xx	xx.xx	xx.xx	xx.xx	xx.xx
Total	**xx.xx**	**xx.xx**	**xx.xx**	**xx.xx**	**xx.xx**	**xx.xx**	**xx.xx**	**xx.xx**

Table 259. Asia-Pacific Airport Baggage Screening Systems Market Size, by Purchasing Organization, 2017-2040 (USD Million)

Purchasing Organization	2017	2024	2025	2026	2027	2032	2040	CAGR (%)
Airlines	xx.xx	xx.xx	xx.xx	xx.xx	xx.xx	xx.xx	xx.xx	xx.xx
Airport and Terminal Operators	xx.xx	xx.xx	xx.xx	xx.xx	xx.xx	xx.xx	xx.xx	xx.xx
Contract Screening Operators	xx.xx	xx.xx	xx.xx	xx.xx	xx.xx	xx.xx	xx.xx	xx.xx
Customs and Border Authorities	xx.xx	xx.xx	xx.xx	xx.xx	xx.xx	xx.xx	xx.xx	xx.xx
Public Aviation Security Agencies	xx.xx	xx.xx	xx.xx	xx.xx	xx.xx	xx.xx	xx.xx	xx.xx
Total	**xx.xx**	**xx.xx**	**xx.xx**	**xx.xx**	**xx.xx**	**xx.xx**	**xx.xx**	**xx.xx**

Table 260. Asia-Pacific Airport Baggage Screening Systems Market Size, by System Integration, 2017-2040 (USD Million)

System Integration	2017	2024	2025	2026	2027	2032	2040	CAGR (%)
Baggage Handling-Integrated Systems	xx.xx	xx.xx	xx.xx	xx.xx	xx.xx	xx.xx	xx.xx	xx.xx
Checkpoint Lane-Integrated Systems	xx.xx	xx.xx	xx.xx	xx.xx	xx.xx	xx.xx	xx.xx	xx.xx
Standalone Screening Systems	xx.xx	xx.xx	xx.xx	xx.xx	xx.xx	xx.xx	xx.xx	xx.xx
Total	**xx.xx**	**xx.xx**	**xx.xx**	**xx.xx**	**xx.xx**	**xx.xx**	**xx.xx**	**xx.xx**

Table 261. Asia-Pacific Airport Baggage Screening Systems Market Size, by Image Review Location, 2017-2040 (USD Million)

Image Review Location	2017	2024	2025	2026	2027	2032	2040	CAGR (%)
Hybrid Image Review	xx.xx	xx.xx	xx.xx	xx.xx	xx.xx	xx.xx	xx.xx	xx.xx
Local Image Review	xx.xx	xx.xx	xx.xx	xx.xx	xx.xx	xx.xx	xx.xx	xx.xx
Off-Site Remote Image Review	xx.xx	xx.xx	xx.xx	xx.xx	xx.xx	xx.xx	xx.xx	xx.xx
On-Site Remote Image Review	xx.xx	xx.xx	xx.xx	xx.xx	xx.xx	xx.xx	xx.xx	xx.xx
Others	xx.xx	xx.xx	xx.xx	xx.xx	xx.xx	xx.xx	xx.xx	xx.xx
Total	**xx.xx**	**xx.xx**	**xx.xx**	**xx.xx**	**xx.xx**	**xx.xx**	**xx.xx**	**xx.xx**

Table 262. Asia-Pacific Airport Baggage Screening Systems Market Size, by Procurement Channel, 2017-2040 (USD Million)

Procurement Channel	2017	2024	2025	2026	2027	2032	2040	CAGR (%)
Direct Technology Suppliers	xx.xx	xx.xx	xx.xx	xx.xx	xx.xx	xx.xx	xx.xx	xx.xx
Distributors and Resellers	xx.xx	xx.xx	xx.xx	xx.xx	xx.xx	xx.xx	xx.xx	xx.xx
Independent Technical Service Providers	xx.xx	xx.xx	xx.xx	xx.xx	xx.xx	xx.xx	xx.xx	xx.xx
Systems Integration Primes	xx.xx	xx.xx	xx.xx	xx.xx	xx.xx	xx.xx	xx.xx	xx.xx
Total	**xx.xx**	**xx.xx**	**xx.xx**	**xx.xx**	**xx.xx**	**xx.xx**	**xx.xx**	**xx.xx**

Table 263. Asia-Pacific Airport Baggage Screening Systems Market Size, by Investment Purpose, 2017-2040 (USD Million)

Investment Purpose	2017	2024	2025	2026	2027	2032	2040	CAGR (%)
New Installations and Capacity Expansion	xx.xx	xx.xx	xx.xx	xx.xx	xx.xx	xx.xx	xx.xx	xx.xx
Retrofits and Upgrades	xx.xx	xx.xx	xx.xx	xx.xx	xx.xx	xx.xx	xx.xx	xx.xx
System Replacement	xx.xx	xx.xx	xx.xx	xx.xx	xx.xx	xx.xx	xx.xx	xx.xx
Others	xx.xx	xx.xx	xx.xx	xx.xx	xx.xx	xx.xx	xx.xx	xx.xx
Total	**xx.xx**	**xx.xx**	**xx.xx**	**xx.xx**	**xx.xx**	**xx.xx**	**xx.xx**	**xx.xx**

Sources & Evidence

1. House Report 119-173 - Department of Homeland Security Appropriations Bill, 2026

   · Evidence informing the 2030 market-value input; displayed series and growth include calculations: The aging installed fleet supports replacement demand, but does not establish the forecast's realization dates or annual purchasing rate. ([govinfo.gov](https://www.govinfo.gov/content/pkg/CRPT-119hrpt173/html/CRPT-119hrpt173.htm))

   · Evidence informing forecast-year allocation inputs; displayed values and growth are calculated: The report identifies xx.xx end-of-life systems within a xx.xx-system checked-baggage fleet. This constrains renewal exposure, not realized annual purchasing or a verified global replacement deadline.

   · Evidence informing base-year allocation inputs; displayed values and growth are calculated: Reports a TSA checked-baggage fleet of xx.xx EDS, including xx.xx at end-of-life, and assigns purchase, installation and maintenance responsibilities to TSA. Supports agency fleet calibration and renewal pressure, not the assumed forecast uplift.

   · Evidence informing forecast-year allocation inputs; displayed values and growth are calculated: Reports a TSA checked-baggage fleet of xx.xx EDS, including xx.xx at end-of-life, and assigns purchase, installation and maintenance responsibilities to TSA. Supports agency fleet calibration and renewal pressure, not the assumed forecast uplift.

   · Evidence informing forecast-year allocation inputs; displayed values and growth are calculated: The report identifies xx.xx end-of-life EDS within a xx.xx-unit U.S. checked-baggage fleet, citing the FY2024 capital plan. The derived xx.xx% backlog constrains the aging-fleet premise, but is neither an annual turnover rate nor a funded global replacement forecast.

2. GAO-24-106573 - DHS Annual Assessment: Most Programs Are Meeting Current Goals, but Some Continue to Face Cost and Schedule Challenges

- Evidence informing the 2026 market-value input; displayed series and growth include calculations: Reports plans for xx.xx checkpoint systems and xx.xx increment-one deployments by September 2023; supports an incomplete replacement cycle rather than universal CT adoption. ([gao.gov](https://www.gao.gov/assets/gao-xx.xx-xx.xx.pdf))
- Evidence informing base-year allocation inputs; displayed values and growth are calculated: Reports xx.xx AT/CT, xx.xx base, xx.xx mid-size and xx.xx full-size deployments by September 2023; supplies configuration proxies and an incomplete-renewal constraint, not contractual architecture shares. ([gao.gov](https://www.gao.gov/assets/gao-xx.xx-xx.xx.pdf))
- Evidence informing forecast-year allocation inputs; displayed values and growth are calculated: Reports xx.xx AT/CT, xx.xx base, xx.xx mid-size and xx.xx full-size deployments by September 2023; supplies configuration proxies and an incomplete-renewal constraint, not contractual architecture shares. ([gao.gov](https://www.gao.gov/assets/gao-xx.xx-xx.xx.pdf))
- Evidence informing base-year allocation inputs; displayed values and growth are calculated: The deployed configuration mix underlies the xx.xx/xx.xx newer-cohort and xx.xx/xx.xx older-cohort proxy calculations; global and contractual attribution remain modeled. ([gao.gov](https://www.gao.gov/assets/gao-xx.xx-xx.xx.pdf))
- Evidence informing forecast-year allocation inputs; displayed values and growth are calculated: The deployed configuration mix underlies the xx.xx/xx.xx newer-cohort and xx.xx/xx.xx older-cohort proxy calculations; global and contractual attribution remain modeled. ([gao.gov](https://www.gao.gov/assets/gao-xx.xx-xx.xx.pdf))
- Evidence informing base-year allocation inputs; displayed values and growth are calculated: The assessment records xx.xx checkpoint systems deployed by September 2023 against an eventual xx.xx-system program. This supports an incomplete replacement cycle and qualifies any assumption of universal CT adoption.
- Evidence informing forecast-year allocation inputs; displayed values and growth are calculated: The assessment records xx.xx checkpoint systems deployed by September 2023 against an eventual xx.xx-system program. This supports an incomplete replacement cycle and qualifies any assumption of universal CT adoption.
- Evidence informing base-year allocation inputs; displayed values and growth are calculated: Reports a September 2023 U.S. CT cohort containing xx.xx AT/CT and xx.xx base systems, providing counterevidence to assigning all CT activity automatically to integrated lanes.
- Evidence informing forecast-year allocation inputs; displayed values and growth are calculated: Reports a September 2023 U.S. CT cohort containing xx.xx AT/CT and xx.xx base systems, providing counterevidence to assigning all CT activity automatically to integrated lanes.
- Evidence informing base-year allocation inputs; displayed values and growth are calculated: Reports xx.xx mid-size and xx.xx full-size systems within xx.xx deployed CT systems; supports differentiated configuration assumptions rather than treating technology adoption as an integration-share observation.
- Evidence informing forecast-year allocation inputs; displayed values and growth are calculated: Reports xx.xx mid-size and xx.xx full-size systems within xx.xx deployed CT systems; supports differentiated configuration assumptions rather than treating technology adoption as an integration-share observation.
- Evidence informing base-year allocation inputs; displayed values and growth are calculated: The 2024 assessment records xx.xx checkpoint deployments as of September 2023 against xx.xx planned systems replacing aging equipment. It supports staged renewal, but does not establish current deployment completion or the modeled 2032 share.
- Evidence informing forecast-year allocation inputs; displayed values and growth are calculated: The 2024 assessment records xx.xx checkpoint deployments as of September 2023 against xx.xx planned systems replacing aging equipment. It supports staged renewal, but does not establish current deployment completion or the modeled 2032 share.
- Evidence informing forecast-year allocation inputs; displayed values and growth are calculated: The program separately anticipates enhancements to fielded systems, supporting a retained-equipment commercial pathway without supplying an attributable upgrade-revenue split.

3. Global Airport Passenger Traffic Reaches Record 9.8 Billion in 2025, Airports Council International World reports

   · Evidence informing the 2026 market-value input; displayed series and growth include calculations: Reports cooling passenger-growth momentum in 2026, supporting moderation of traffic-driven equipment expansion despite continuing replacement demand. ([aci.aero](https://aci.aero/2026/xx.xx/xx.xx/global-airport-passenger-traffic-reaches-record-xx.xx-xx.xx-billion-in-2025-airports-council-international-world-reports/))

   · Evidence informing base-year allocation inputs; displayed values and growth are calculated: Reported traffic momentum supports differentiated demand, not the final modeled forecast share.

   · Evidence informing forecast-year allocation inputs; displayed values and growth are calculated: Reported traffic momentum supports differentiated demand, not the final modeled forecast share.

4. Smiths Group PLC - Full Year Results for the 12 Months Ended 31 July 2025

- Evidence informing the 2024 market-value input; displayed series and growth include calculations: Discloses aviation original-equipment revenue of xx.xx and aftermarket revenue of xx.xx for FY2024; supplies historical cycle proxies. ([www-live.smiths.com](https://www-live.smiths.com/media/snqpxwkd/smiths-group-plc-annual-results-2025-press-release.pdf))
- Evidence informing the 2027 market-value input; displayed series and growth include calculations: Reports approximately xx.xx cumulative CTiX sales and continuing aviation upgrade demand; supports replacement activity, not an observed global forecast. ([www-live.smiths.com](https://www-live.smiths.com/media/snqpxwkd/smiths-group-plc-annual-results-2025-press-release.pdf))
- Evidence informing base-year allocation inputs; displayed values and growth are calculated: FY2025 aviation original-equipment revenue of GBP xx.xx provides an independent equipment-activity scale check, not a global category share. ([www-live.smiths.com](https://www-live.smiths.com/media/snqpxwkd/smiths-group-plc-annual-results-2025-press-release.pdf))
- Evidence informing forecast-year allocation inputs; displayed values and growth are calculated: FY2025 aviation original-equipment revenue of GBP xx.xx provides an independent equipment-activity scale check, not a global category share. ([www-live.smiths.com](https://www-live.smiths.com/media/snqpxwkd/smiths-group-plc-annual-results-2025-press-release.pdf))
- Evidence informing base-year allocation inputs; displayed values and growth are calculated: Approximately xx.xx cumulative CTiX sales corroborate commercial imaging activity and replacement demand; they do not measure annual global sales. ([www-live.smiths.com](https://www-live.smiths.com/media/snqpxwkd/smiths-group-plc-annual-results-2025-press-release.pdf))
- Evidence informing forecast-year allocation inputs; displayed values and growth are calculated: Approximately xx.xx cumulative CTiX sales corroborate commercial imaging activity and replacement demand; they do not measure annual global sales. ([www-live.smiths.com](https://www-live.smiths.com/media/snqpxwkd/smiths-group-plc-annual-results-2025-press-release.pdf))
- Evidence informing base-year allocation inputs; displayed values and growth are calculated: GBP xx.xx aviation aftermarket revenue supports lifecycle materiality while qualifying transfer of one supplier's mix to the global service allocation. ([www-live.smiths.com](https://www-live.smiths.com/media/snqpxwkd/smiths-group-plc-annual-results-2025-press-release.pdf))
- Evidence informing forecast-year allocation inputs; displayed values and growth are calculated: GBP xx.xx aviation aftermarket revenue supports lifecycle materiality while qualifying transfer of one supplier's mix to the global service allocation. ([www-live.smiths.com](https://www-live.smiths.com/media/snqpxwkd/smiths-group-plc-annual-results-2025-press-release.pdf))
- Evidence informing base-year allocation inputs; displayed values and growth are calculated: Reports approximately xx.xx cumulative CTiX sales and continuing aviation upgrade demand; cumulative sales constrain commercial scale but are not annual global shipments. ([www-live.smiths.com](https://www-live.smiths.com/media/snqpxwkd/smiths-group-plc-annual-results-2025-press-release.pdf))
- Evidence informing forecast-year allocation inputs; displayed values and growth are calculated: Reports approximately xx.xx cumulative CTiX sales and continuing aviation upgrade demand; cumulative sales constrain commercial scale but are not annual global shipments. ([www-live.smiths.com](https://www-live.smiths.com/media/snqpxwkd/smiths-group-plc-annual-results-2025-press-release.pdf))
- Evidence informing base-year allocation inputs; displayed values and growth are calculated: Reports four operating XDi units as of July 2025 and pending regulatory certification, constraining the small XRD cohort and qualifying aggressive commercialization assumptions.
- Evidence informing forecast-year allocation inputs; displayed values and growth are calculated: Reports four operating XDi units as of July 2025 and pending regulatory certification, constraining the small XRD cohort and qualifying aggressive commercialization assumptions.
- Evidence informing forecast-year allocation inputs; displayed values and growth are calculated: Reported checkpoint modernization provides a commercial reason to model substitution from discrete legacy offerings; the filing does not disclose standalone configuration revenue.
- Evidence informing forecast-year allocation inputs; displayed values and growth are calculated: FY2025

5. Smiths Group PLC - Annual Report & Accounts FY2023
   - Evidence informing the 2022 market-value input; displayed series and growth include calculations: Reports FY2022 aviation original-equipment revenue of xx.xx, used as a dimensionless historical capital-cycle proxy. ([www-live.smiths.com](https://www-live.smiths.com/media/phjp1j44/smiths-annual-report-2023.pdf))
   - Evidence informing the 2023 market-value input; displayed series and growth include calculations: Reports FY2023 aviation original-equipment revenue of xx.xx and aftermarket revenue of xx.xx; supports the modeled recovery direction. ([www-live.smiths.com](https://www-live.smiths.com/media/phjp1j44/smiths-annual-report-2023.pdf))
6. Smiths Group PLC - Annual Report FY2022
   - Evidence informing the 2021 market-value input; displayed series and growth include calculations: Reports FY2021 aviation revenue of xx.xx, providing a historical purchasing-cycle reference rather than a global observation. ([www-live.smiths.com](https://www-live.smiths.com/media/xjvdpblr/smiths-annual-report-2022-report.pdf))
   - Evidence informing the 2022 market-value input; displayed series and growth include calculations: Reports FY2022 aviation revenue of xx.xx and continued weakness in aviation original equipment; supports a delayed capital-spending trough. ([www-live.smiths.com](https://www-live.smiths.com/media/xjvdpblr/smiths-annual-report-2022-report.pdf))
7. Smiths Group PLC - Annual Results for the Year Ended 31 July 2019
   - Evidence informing the 2018 market-value input; displayed series and growth include calculations: Reports FY2018 aviation revenue of xx.xx, supplying the historical comparison underlying the backcast. ([smiths.com](https://www.smiths.com/media/u4wla1bw/smiths-group-plc-annual-results-2019-press-release.pdf))
   - Evidence informing the 2019 market-value input; displayed series and growth include calculations: Reports FY2019 aviation revenue of xx.xx and customer delivery deferrals, qualifying a traffic-only growth model. ([smiths.com](https://www.smiths.com/media/u4wla1bw/smiths-group-plc-annual-results-2019-press-release.pdf))
   - Evidence informing the 2020 market-value input; displayed series and growth include calculations: Identifies deliveries deferred into FY2020; supports the possibility of backlog-supported spending despite a contemporaneous traffic shock, not the exact modeled growth rate. ([smiths.com](https://www.smiths.com/media/u4wla1bw/smiths-group-plc-annual-results-2019-press-release.pdf))
8. ACI World - The High-Wire Balancing Act: Global Air Transport Demand in 2018 and 2019
   - Evidence informing the 2017 market-value input; displayed series and growth include calculations: Reports xx.xx airport passengers and xx.xx% growth in 2018; the growth observation informs the 2017 backcast bridge. ([blog.aci.aero](https://blog.aci.aero/airport-economics/the-high-wire-balancing-act-global-air-transport-demand-in-2018-and-2019/))
   - Evidence informing the 2018 market-value input; displayed series and growth include calculations: Provides the observed 2018 traffic-growth reference, not an equipment-market growth observation. ([blog.aci.aero](https://blog.aci.aero/airport-economics/the-high-wire-balancing-act-global-air-transport-demand-in-2018-and-2019/))
9. ICAO A42-WP/556 - State of the Industry and Outlook for Airport Traffic, Presented by ACI
   - Evidence informing the 2020 market-value input; displayed series and growth include calculations: Records the collapse from xx.xx airport passengers in 2019 to xx.xx in 2020; constrains the shock and funding-risk interpretation. ([icao.int](https://www.icao.int/sites/default/files/Meetings/a42/Documents/WP/wp_556_en.pdf))
   - Evidence informing the 2021 market-value input; displayed series and growth include calculations: Reports xx.xx airport passengers in 2021, supporting a prolonged funding and activity shock. ([icao.int](https://www.icao.int/sites/default/files/Meetings/a42/Documents/WP/wp_556_en.pdf))
   - Evidence informing the 2023 market-value input; displayed series and growth include calculations: Reports xx.xx airport passengers in 2023; traffic recovery is distinguished from equipment purchasing. ([icao.int](https://www.icao.int/sites/default/files/Meetings/a42/Documents/WP/wp_556_en.pdf))
   - Evidence informing the 2024 market-value input; displayed series and growth include calculations: Reports xx.xx airport passengers in 2024, providing a demand recovery cross-check. ([icao.int](https://www.icao.int/sites/default/files/Meetings/a42/Documents/WP/wp_556_en.pdf))

10. Port of Seattle - Baggage Handling System Optimization
    - Evidence informing the 2029 market-value input; displayed series and growth include calculations: Seattle plans to consolidate six baggage-screening systems, increase supported passenger capacity, and reduce screening-machine demand. Supports integration spending without one-for-one detector growth. ([portseattle.org](https://www.portseattle.org/projects/baggage-handling-system-optimization))
    - Evidence informing the 2032 market-value input; displayed series and growth include calculations: The consolidation example constrains equipment-volume assumptions; its whole baggage-handling project value is excluded from market sizing. ([portseattle.org](https://www.portseattle.org/projects/baggage-handling-system-optimization))
    - Evidence informing the 2040 market-value input; displayed series and growth include calculations: Provides a commercial counterexample to extrapolating passenger growth directly into machine counts throughout the long-range forecast. ([portseattle.org](https://www.portseattle.org/projects/baggage-handling-system-optimization))
    - Evidence informing forecast-year allocation inputs; displayed values and growth are calculated: Consolidation of six systems with reduced machine demand qualifies a traffic-to-detector-volume forecast. ([portseattle.org](https://www.portseattle.org/projects/baggage-handling-system-optimization))
    - Evidence informing forecast-year allocation inputs; displayed values and growth are calculated: The consolidation project supports integration-driven conveyor demand, but its whole-project value is excluded. ([portseattle.org](https://www.portseattle.org/projects/baggage-handling-system-optimization))
    - Evidence informing forecast-year allocation inputs; displayed values and growth are calculated: Brownfield consolidation supports the integration-demand premise, not the forecast's exact service growth factor. ([portseattle.org](https://www.portseattle.org/projects/baggage-handling-system-optimization))
    - Evidence informing forecast-year allocation inputs; displayed values and growth are calculated: The airport replaces six separate screening systems with centralized screening and expects reduced screening-machine demand while expanding capacity. This supplies a counterforce to volume-only checked-baggage forecasting.
    - Evidence informing base-year allocation inputs; displayed values and growth are calculated: Seattle is consolidating six screening systems, expects reduced screening-machine demand and schedules final-phase completion in 2029. Supports integration demand while constraining detector-volume growth; the whole-project budget is excluded.
    - Evidence informing forecast-year allocation inputs; displayed values and growth are calculated: Seattle is consolidating six screening systems, expects reduced screening-machine demand and schedules final-phase completion in 2029. Supports integration demand while constraining detector-volume growth; the whole-project budget is excluded.
    - Evidence informing forecast-year allocation inputs; displayed values and growth are calculated: Seattle's project combines increased screening capacity with consolidation from six screening systems and reduced screening-machine demand. This constrains the forecast assumption that capacity growth requires proportional equipment additions.
    - Evidence informing forecast-year allocation inputs; displayed values and growth are calculated: Replacement and capacity objectives coexist within the project. Its wider baggage-handling budget is not treated as screening-equipment revenue or assigned additively to multiple purposes.
11. Smiths Group PLC - Half Year Results for the Six Months Ended 31 January 2026
    - Evidence informing the 2026 market-value input; displayed series and growth include calculations: Reports xx.xx% organic growth for Smiths Detection in HY2026, with aviation checkpoint upgrades contributing. Supports a positive 2026 nowcast, not a directly observed global growth rate. ([www-live.smiths.com](https://www-live.smiths.com/media/villk35h/smiths-hy26-results-press-release.pdf))
12. ACI World - Biannual global air travel demand update, 30 September 2025
    - Evidence informing base-year allocation inputs; displayed values and growth are calculated: The xx.xx-billion 2025 traffic estimate constrains regional scale; forecast purchasing convergence is assumed.
    - Evidence informing forecast-year allocation inputs; displayed values and growth are calculated: The xx.xx-billion 2025 traffic estimate constrains regional scale; forecast purchasing convergence is assumed.

13. CAAC - 2025 Civil Aviation Industry Development Statistical Bulletin, 17 April 2026
    - Evidence informing base-year allocation inputs; displayed values and growth are calculated: Reports xx.xx mainland airport movements and xx.xx transport airports in 2025; the Hong Kong/Macao extension is modeled.
    - Evidence informing forecast-year allocation inputs; displayed values and growth are calculated: Reports xx.xx mainland airport movements and xx.xx transport airports in 2025; the Hong Kong/Macao extension is modeled.
    - Evidence informing base-year allocation inputs; displayed values and growth are calculated: Large-market traffic and airport-network scale constrain the regional demand model.
    - Evidence informing forecast-year allocation inputs; displayed values and growth are calculated: Large-market traffic and airport-network scale constrain the regional demand model.
14. Sydney Airport - Traffic and Operational Performance Q4 2025
    - Evidence informing base-year allocation inputs; displayed values and growth are calculated: Sydney's xx.xx-million traffic and staged xx.xx-lane/six-of-seven-lane deployment constrain national scale and modernization assumptions.
    - Evidence informing forecast-year allocation inputs; displayed values and growth are calculated: Sydney's xx.xx-million traffic and staged xx.xx-lane/six-of-seven-lane deployment constrain national scale and modernization assumptions.
    - Evidence informing base-year allocation inputs; displayed values and growth are calculated: Quantified staged deployment supports regional heterogeneity, not a common modernization timetable.
    - Evidence informing forecast-year allocation inputs; displayed values and growth are calculated: Quantified staged deployment supports regional heterogeneity, not a common modernization timetable.
15. Smiths Detection - Thailand’s First CT Checkpoint Systems, 24 October 2025
    - Evidence informing base-year allocation inputs; displayed values and growth are calculated: First CT delivery announcement constrains the initial premium-adoption premise; no national revenue figure is disclosed.
    - Evidence informing forecast-year allocation inputs; displayed values and growth are calculated: First CT delivery announcement constrains the initial premium-adoption premise; no national revenue figure is disclosed.

16. CATSA 2025 Annual Report - Notes to the Financial Statements

- Evidence informing base-year allocation inputs; displayed values and growth are calculated: FY2024/xx.xx accounts disclose C$xx.xx maintenance/spares and C$xx.xx training/certification, supporting the service-budget calibration but not global baggage-only shares. ([catsa-acsta.gc.ca](https://www.catsa-acsta.gc.ca/en/publications/2025-annual-report/notes-financial-statements))
- Evidence informing forecast-year allocation inputs; displayed values and growth are calculated: FY2024/xx.xx accounts disclose C$xx.xx maintenance/spares and C$xx.xx training/certification, supporting the service-budget calibration but not global baggage-only shares. ([catsa-acsta.gc.ca](https://www.catsa-acsta.gc.ca/en/publications/2025-annual-report/notes-financial-statements))
- Evidence informing base-year allocation inputs; displayed values and growth are calculated: Maintenance and spare parts are combined in the accounts; the labor-versus-goods split therefore remains modeled. ([catsa-acsta.gc.ca](https://www.catsa-acsta.gc.ca/en/publications/2025-annual-report/notes-financial-statements))
- Evidence informing forecast-year allocation inputs; displayed values and growth are calculated: Maintenance and spare parts are combined in the accounts; the labor-versus-goods split therefore remains modeled. ([catsa-acsta.gc.ca](https://www.catsa-acsta.gc.ca/en/publications/2025-annual-report/notes-financial-statements))
- Evidence informing base-year allocation inputs; displayed values and growth are calculated: The C$xx.xx training/certification expense supplies the numerator of the adjusted training-to-capital proxy. ([catsa-acsta.gc.ca](https://www.catsa-acsta.gc.ca/en/publications/2025-annual-report/notes-financial-statements))
- Evidence informing forecast-year allocation inputs; displayed values and growth are calculated: The C$xx.xx training/certification expense supplies the numerator of the adjusted training-to-capital proxy. ([catsa-acsta.gc.ca](https://www.catsa-acsta.gc.ca/en/publications/2025-annual-report/notes-financial-statements))
- Evidence informing base-year allocation inputs; displayed values and growth are calculated: C$xx.xx trace/consumables is distinct from maintenance/spares and supplies the contrary consumables-intensity comparator, not a global observation. ([catsa-acsta.gc.ca](https://www.catsa-acsta.gc.ca/en/publications/2025-annual-report/notes-financial-statements))
- Evidence informing forecast-year allocation inputs; displayed values and growth are calculated: C$xx.xx trace/consumables is distinct from maintenance/spares and supplies the contrary consumables-intensity comparator, not a global observation. ([catsa-acsta.gc.ca](https://www.catsa-acsta.gc.ca/en/publications/2025-annual-report/notes-financial-statements))
- Evidence informing base-year allocation inputs; displayed values and growth are calculated: Separately reports C$xx.xx maintenance/spares, C$xx.xx trace/consumables and C$xx.xx training/certification, constraining attributable agency lifecycle expenditure.
- Evidence informing base-year allocation inputs; displayed values and growth are calculated: Separates screening-contractor payments from equipment support, preventing staffing expenditure from becoming equipment-market purchasing.
- Evidence informing forecast-year allocation inputs; displayed values and growth are calculated: Separately reports C$xx.xx maintenance/spares, C$xx.xx trace/consumables and C$xx.xx training/certification, constraining attributable agency lifecycle expenditure.
- Evidence informing forecast-year allocation inputs; displayed values and growth are calculated: Separates screening-contractor payments from equipment support, preventing staffing expenditure from becoming equipment-market purchasing.
- Evidence informing base-year allocation inputs; displayed values and growth are calculated: Audited expense disclosure reports C$xx.xx for maintenance and spare parts in the year ended March xx.xx 2025. It constrains support-spending materiality, not the amount attributable to an independent provider. ([catsa-acsta.gc.ca](https://www.catsa-acsta.gc.ca/en/publications/2025-annual-report/notes-financial-statements))

17. CATSA 2025 Annual Report - Management's Discussion and Analysis
    - Evidence informing base-year allocation inputs; displayed values and growth are calculated: EDS capital expenditure of C$xx.xx includes equipment and installation/integration and supplies the training-calibration denominator, subject to baggage attribution. ([catsa-acsta.gc.ca](https://www.catsa-acsta.gc.ca/en/publications/2025-annual-report/management-discussion-and-analysis))
    - Evidence informing forecast-year allocation inputs; displayed values and growth are calculated: EDS capital expenditure of C$xx.xx includes equipment and installation/integration and supplies the training-calibration denominator, subject to baggage attribution. ([catsa-acsta.gc.ca](https://www.catsa-acsta.gc.ca/en/publications/2025-annual-report/management-discussion-and-analysis))
    - Evidence informing base-year allocation inputs; displayed values and growth are calculated: The capital definition includes associated installation and integration, supporting the distinction between deployment services and equipment value. ([catsa-acsta.gc.ca](https://www.catsa-acsta.gc.ca/en/publications/2025-annual-report/management-discussion-and-analysis))
    - Evidence informing forecast-year allocation inputs; displayed values and growth are calculated: The capital definition includes associated installation and integration, supporting the distinction between deployment services and equipment value. ([catsa-acsta.gc.ca](https://www.catsa-acsta.gc.ca/en/publications/2025-annual-report/management-discussion-and-analysis))
    - Evidence informing forecast-year allocation inputs; displayed values and growth are calculated: Actual spending, original budget and reprofile amounts constrain the forecast's purchasing-execution interpretation; they are not a global growth rate. ([catsa-acsta.gc.ca](https://www.catsa-acsta.gc.ca/en/publications/2025-annual-report/management-discussion-and-analysis))
    - Evidence informing base-year allocation inputs; displayed values and growth are calculated: FY2024/xx.xx pre-board capital appropriations used were C$xx.xx. This supplies the Canadian purchasing comparison and a component of the non-passenger-to-cabin activity proxy, not a global share.
    - Evidence informing forecast-year allocation inputs; displayed values and growth are calculated: FY2024/xx.xx pre-board capital appropriations used were C$xx.xx. This supplies the Canadian purchasing comparison and a component of the non-passenger-to-cabin activity proxy, not a global share.
    - Evidence informing base-year allocation inputs; displayed values and growth are calculated: FY2024/xx.xx hold-baggage capital appropriations used were C$xx.xx; this constrains the independent application-capital comparison.
    - Evidence informing base-year allocation inputs; displayed values and growth are calculated: FY2024/xx.xx non-passenger capital appropriations used were C$xx.xx, below the original C$xx.xx budget. Actual purchasing informs the proxy and qualifies automatic announcement-to-revenue conversion.
    - Evidence informing forecast-year allocation inputs; displayed values and growth are calculated: FY2024/xx.xx non-passenger capital appropriations used were C$xx.xx, below the original C$xx.xx budget. Actual purchasing informs the proxy and qualifies automatic announcement-to-revenue conversion.
    - Evidence informing base-year allocation inputs; displayed values and growth are calculated: Reports C$xx.xx EDS capital expenditure for FY2024/xx.xx and identifies both baggage equipment and full-body scanners in the capital scope, requiring a baggage-attribution adjustment.
    - Evidence informing forecast-year allocation inputs; displayed values and growth are calculated: Reports C$xx.xx EDS capital expenditure for FY2024/xx.xx and identifies both baggage equipment and full-body scanners in the capital scope, requiring a baggage-attribution adjustment.
    - Evidence informing forecast-year allocation inputs; displayed values and growth are calculated: EDS outturn was C$xx.xx versus an original C$xx.xx plan and revised C$xx.xx budget. Reprofiling constrains assumed award conversion and deployment timing; it does not measure procurement-channel mix. ([catsa-acsta.gc.ca](https://www.catsa-acsta.gc.ca/en/publications/2025-annual-report/management-discussion-and-analysis))
    - Evidence informing base-year allocation inputs; displayed values and growth are calculated: The actual capital-project list identifies hold-baggage capacity expansion at Montréal-Trudeau, supporting the expansion classification, not its modeled global revenue weight.
    - Evidence informing forecast-year allocation inputs; displayed values and growth are calculated: The actual capital-project list identifies hold-baggage capacity expansion at Montréal-Trudeau, supporting the expansion classification, not its modeled global revenue weight.
    - Evidence informing base-year allocation inputs; displayed values and growth are calculated: The actual project list includes checkpoint CT deployment and hold-baggage oversize-equipment lifecycle management, supporting renewal activity without disclosing its purpose-specific spending.
    - Evidence informing forecast-year allocation inputs; displayed values and growth are calculated: The actual project list includes checkpoint CT deployment and hold-baggage oversize-equipment lifecycle management,

18. Aviation security screening approved equipment list
    - Evidence informing base-year allocation inputs; displayed values and growth are calculated: Baggage EDS/EDSCB and conventional X-ray classes support the inspection-system boundary, not sales weights. ([gov.uk](https://www.gov.uk/government/collections/aviation-security-screening-approved-equipment-list))
    - Evidence informing forecast-year allocation inputs; displayed values and growth are calculated: Baggage EDS/EDSCB and conventional X-ray classes support the inspection-system boundary, not sales weights. ([gov.uk](https://www.gov.uk/government/collections/aviation-security-screening-approved-equipment-list))
    - Evidence informing base-year allocation inputs; displayed values and growth are calculated: Liquid detectors are a distinct cabin-baggage category; the complete bulk-material extension remains modeled within the captured boundary. ([gov.uk](https://www.gov.uk/government/collections/aviation-security-screening-approved-equipment-list))
    - Evidence informing forecast-year allocation inputs; displayed values and growth are calculated: Liquid detectors are a distinct cabin-baggage category; the complete bulk-material extension remains modeled within the captured boundary. ([gov.uk](https://www.gov.uk/government/collections/aviation-security-screening-approved-equipment-list))
    - Evidence informing base-year allocation inputs; displayed values and growth are calculated: ETD serves baggage and other applications, requiring explicit baggage attribution rather than allocating all detector sales here. ([gov.uk](https://www.gov.uk/government/collections/aviation-security-screening-approved-equipment-list))
    - Evidence informing forecast-year allocation inputs; displayed values and growth are calculated: ETD serves baggage and other applications, requiring explicit baggage attribution rather than allocating all detector sales here. ([gov.uk](https://www.gov.uk/government/collections/aviation-security-screening-approved-equipment-list))
    - Evidence informing base-year allocation inputs; displayed values and growth are calculated: Dedicated ETD consumables are separately recognized, supporting goods classification without establishing spending or unrestricted interchangeability. ([gov.uk](https://www.gov.uk/government/collections/aviation-security-screening-approved-equipment-list))
    - Evidence informing forecast-year allocation inputs; displayed values and growth are calculated: Dedicated ETD consumables are separately recognized, supporting goods classification without establishing spending or unrestricted interchangeability. ([gov.uk](https://www.gov.uk/government/collections/aviation-security-screening-approved-equipment-list))
19. Quantifying the Impacts of Delayed Maintenance of Airport Assets: A Guide - Chapter 6, Baggage Handling Systems
    - Evidence informing base-year allocation inputs; displayed values and growth are calculated: The baggage-handling cost study uses a modeled xx.xx% labor share, adopted only as an adjacent support-cost proxy. ([nationalacademies.org](https://www.nationalacademies.org/read/xx.xx/chapter/xx.xx))
    - Evidence informing forecast-year allocation inputs; displayed values and growth are calculated: The baggage-handling cost study uses a modeled xx.xx% labor share, adopted only as an adjacent support-cost proxy. ([nationalacademies.org](https://www.nationalacademies.org/read/xx.xx/chapter/xx.xx))
    - Evidence informing base-year allocation inputs; displayed values and growth are calculated: Its corresponding modeled xx.xx% parts share calibrates the labor/goods separation; it is not an observed screening-equipment ratio. ([nationalacademies.org](https://www.nationalacademies.org/read/xx.xx/chapter/xx.xx))
    - Evidence informing forecast-year allocation inputs; displayed values and growth are calculated: Its corresponding modeled xx.xx% parts share calibrates the labor/goods separation; it is not an observed screening-equipment ratio. ([nationalacademies.org](https://www.nationalacademies.org/read/xx.xx/chapter/xx.xx))

20. Procurement of Next Generation Security Checkpoint Equipment - Contract Award Notice

- Evidence informing base-year allocation inputs; displayed values and growth are calculated: The seven-system award includes automated tray return, demonstrating bundled purchasing but no separately priced hardware allocation. ([sell2wales.gov.wales](https://www.sell2wales.gov.wales/search/show/search_view.aspx?ID=NOV417275))
- Evidence informing forecast-year allocation inputs; displayed values and growth are calculated: The seven-system award includes automated tray return, demonstrating bundled purchasing but no separately priced hardware allocation. ([sell2wales.gov.wales](https://www.sell2wales.gov.wales/search/show/search_view.aspx?ID=NOV417275))
- Evidence informing base-year allocation inputs; displayed values and growth are calculated: The integrated CT/tray-return scope constrains the automation interface boundary; it does not value general airport conveyors. ([sell2wales.gov.wales](https://www.sell2wales.gov.wales/search/show/search_view.aspx?ID=NOV417275))
- Evidence informing forecast-year allocation inputs; displayed values and growth are calculated: The integrated CT/tray-return scope constrains the automation interface boundary; it does not value general airport conveyors. ([sell2wales.gov.wales](https://www.sell2wales.gov.wales/search/show/search_view.aspx?ID=NOV417275))
- Evidence informing base-year allocation inputs; displayed values and growth are calculated: Central image processing is an explicit purchased function, without a separately disclosed license price. ([sell2wales.gov.wales](https://www.sell2wales.gov.wales/search/show/search_view.aspx?ID=NOV417275))
- Evidence informing forecast-year allocation inputs; displayed values and growth are calculated: Central image processing is an explicit purchased function, without a separately disclosed license price. ([sell2wales.gov.wales](https://www.sell2wales.gov.wales/search/show/search_view.aspx?ID=NOV417275))
- Evidence informing base-year allocation inputs; displayed values and growth are calculated: Supply, installation and commissioning are included deliverables, supporting deployment-service attribution without establishing its percentage. ([sell2wales.gov.wales](https://www.sell2wales.gov.wales/search/show/search_view.aspx?ID=NOV417275))
- Evidence informing forecast-year allocation inputs; displayed values and growth are calculated: Supply, installation and commissioning are included deliverables, supporting deployment-service attribution without establishing its percentage. ([sell2wales.gov.wales](https://www.sell2wales.gov.wales/search/show/search_view.aspx?ID=NOV417275))
- Evidence informing base-year allocation inputs; displayed values and growth are calculated: The October xx.xx 2022 award covers seven systems combining cabin CT, tray return, image processing and deployment responsibilities. It supports integrated purchased scope, not completed delivery or a global sales weight.
- Evidence informing forecast-year allocation inputs; displayed values and growth are calculated: The October xx.xx 2022 award covers seven systems combining cabin CT, tray return, image processing and deployment responsibilities. It supports integrated purchased scope, not completed delivery or a global sales weight.
- Evidence informing base-year allocation inputs; displayed values and growth are calculated: The integrated Newcastle procurement reports a GBP xx.xx-xx.xx offer range but no physical review-room location; its value cannot be assigned automatically to local review. ([sell2wales.gov.wales](https://www.sell2wales.gov.wales/search/show/search_view.aspx?ID=NOV417275))
- Evidence informing forecast-year allocation inputs; displayed values and growth are calculated: The integrated Newcastle procurement reports a GBP xx.xx-xx.xx offer range but no physical review-room location; its value cannot be assigned automatically to local review. ([sell2wales.gov.wales](https://www.sell2wales.gov.wales/search/show/search_view.aspx?ID=NOV417275))
- Evidence informing base-year allocation inputs; displayed values and growth are calculated: Central image processing is included, but a separate on-site room is not specified; constrains classification rather than supplying a remote-review sales weight. ([sell2wales.gov.wales](https://www.sell2wales.gov.wales/search/show/search_view.aspx?ID=NOV417275))
- Evidence informing forecast-year allocation inputs; displayed values and growth are calculated: Central image processing is included, but a separate on-site room is not specified; constrains classification rather than supplying a remote-review sales weight. ([sell2wales.gov.wales](https://www.sell2wales.gov.wales/search/show/search_view.aspx?ID=NOV417275))
- Evidence informing base-year allocation inputs; displayed values and growth are calculated: The bundled award does not identify a mixed-location package or its attributable price, preventing automatic hybrid classification. ([sell2wales.gov.wales](https://www.sell2wales.gov.wales/search/show/search_view.aspx?ID=NOV417275))
- Evidence informing forecast-year allocation inputs; displayed values and growth are calculated: The bundled award does not identify a mixed-location package or its attributable price, preventing automatic hybrid classification.

21. AI for Monitoring Aviation Security: Fraport and German Federal Police Start Regular Operation of APIDS
    - Evidence informing forecast-year allocation inputs; displayed values and growth are calculated: January xx.xx 2026 APIDS deployment demonstrates additional software adoption, without establishing separate revenue. ([fraport.com](https://www.fraport.com/en/newsroom/press-releases/2026/q1/ai-for-monitoring-aviation-security.html))
    - Evidence informing forecast-year allocation inputs; displayed values and growth are calculated: Deployment on more than xx.xx CT scanners is the independent quantitative rollout test; it does not validate the modeled license-growth factor. ([fraport.com](https://www.fraport.com/en/newsroom/press-releases/2026/q1/ai-for-monitoring-aviation-security.html))
    - Evidence informing forecast-year allocation inputs; displayed values and growth are calculated: On January xx.xx 2026, Fraport announced regular APIDS software operation on more than xx.xx existing Smiths CT scanners. This independently supports retained-system enhancement at one buyer, not global penetration or realized license revenue.
22. Smiths Detection - Digital Innovation
    - Evidence informing base-year allocation inputs; displayed values and growth are calculated: The supplier identifies detection applications as a commercial function; separate fee allocation remains assumed. ([smithsdetection.com](https://www.smithsdetection.com/digital-innovation/))
    - Evidence informing forecast-year allocation inputs; displayed values and growth are calculated: The supplier identifies detection applications as a commercial function; separate fee allocation remains assumed. ([smithsdetection.com](https://www.smithsdetection.com/digital-innovation/))
    - Evidence informing base-year allocation inputs; displayed values and growth are calculated: Centralized screening supports the image-review function, not an observed software revenue weight. ([smithsdetection.com](https://www.smithsdetection.com/digital-innovation/))
    - Evidence informing forecast-year allocation inputs; displayed values and growth are calculated: Centralized screening supports the image-review function, not an observed software revenue weight. ([smithsdetection.com](https://www.smithsdetection.com/digital-innovation/))
    - Evidence informing base-year allocation inputs; displayed values and growth are calculated: Connectivity, multi-vendor integration and equipment-health applications establish the fleet-management function without proving customer-specific rights or prices. ([smithsdetection.com](https://www.smithsdetection.com/digital-innovation/))
    - Evidence informing forecast-year allocation inputs; displayed values and growth are calculated: Connectivity, multi-vendor integration and equipment-health applications establish the fleet-management function without proving customer-specific rights or prices. ([smithsdetection.com](https://www.smithsdetection.com/digital-innovation/))
    - Evidence informing base-year allocation inputs; displayed values and growth are calculated: ELECTORA is offered for integrating multi-vendor devices, datasets and applications; establishes the vendor-platform category but discloses no category revenue or customer-specific substitution entitlement. ([smithsdetection.com](https://www.smithsdetection.com/digital-innovation/))
    - Evidence informing forecast-year allocation inputs; displayed values and growth are calculated: ELECTORA is offered for integrating multi-vendor devices, datasets and applications; establishes the vendor-platform category but discloses no category revenue or customer-specific substitution entitlement. ([smithsdetection.com](https://www.smithsdetection.com/digital-innovation/))
23. UK Civil Aviation Authority - Threat Image Projection (TIP)
    - Evidence informing base-year allocation inputs; displayed values and growth are calculated: TIP library approval and renewal obligations support continuing software commitments, not the modeled global fee or share. ([caa.co.uk](https://www.caa.co.uk/commercial-industry/security/training-and-human-factors/threat-image-projection/))
    - Evidence informing forecast-year allocation inputs; displayed values and growth are calculated: TIP library approval and renewal obligations support continuing software commitments, not the modeled global fee or share. ([caa.co.uk](https://www.caa.co.uk/commercial-industry/security/training-and-human-factors/threat-image-projection/))

24. Smiths Detection - Service

- Evidence informing base-year allocation inputs; displayed values and growth are calculated: Inclusive capital-equipment support covers labor and parts, requiring a single-count economic allocation across services and goods. ([smithsdetection.com](https://www.smithsdetection.com/service/))
- Evidence informing forecast-year allocation inputs; displayed values and growth are calculated: Inclusive capital-equipment support covers labor and parts, requiring a single-count economic allocation across services and goods. ([smithsdetection.com](https://www.smithsdetection.com/service/))
- Evidence informing base-year allocation inputs; displayed values and growth are calculated: Equipment-specific training and certification are commercial offerings distinct from routine screening staffing. ([smithsdetection.com](https://www.smithsdetection.com/service/))
- Evidence informing forecast-year allocation inputs; displayed values and growth are calculated: Equipment-specific training and certification are commercial offerings distinct from routine screening staffing. ([smithsdetection.com](https://www.smithsdetection.com/service/))
- Evidence informing base-year allocation inputs; displayed values and growth are calculated: The parts-support offering and inclusive contracts corroborate the goods boundary, but not the assumed xx.xx% allocation. ([smithsdetection.com](https://www.smithsdetection.com/service/))
- Evidence informing forecast-year allocation inputs; displayed values and growth are calculated: The parts-support offering and inclusive contracts corroborate the goods boundary, but not the assumed xx.xx% allocation. ([smithsdetection.com](https://www.smithsdetection.com/service/))
- Evidence informing base-year allocation inputs; displayed values and growth are calculated: Describes inclusive labor-and-parts contracts and manufacturer support, supporting nonduplicative lifecycle attribution to projection equipment, not a verified xx.xx% fee. ([smithsdetection.com](https://www.smithsdetection.com/service/))
- Evidence informing forecast-year allocation inputs; displayed values and growth are calculated: Describes inclusive labor-and-parts contracts and manufacturer support, supporting nonduplicative lifecycle attribution to projection equipment, not a verified xx.xx% fee. ([smithsdetection.com](https://www.smithsdetection.com/service/))
- Evidence informing base-year allocation inputs; displayed values and growth are calculated: Supports the existence of manufacturer lifecycle offerings; broad service-footprint counts are not used as CT revenue weights.
- Evidence informing forecast-year allocation inputs; displayed values and growth are calculated: Supports the existence of manufacturer lifecycle offerings; broad service-footprint counts are not used as CT revenue weights.
- Evidence informing base-year allocation inputs; displayed values and growth are calculated: Supports commercial maintenance, refurbishment and parts offerings for portable equipment without establishing baggage-specific service receipts.
- Evidence informing forecast-year allocation inputs; displayed values and growth are calculated: Supports commercial maintenance, refurbishment and parts offerings for portable equipment without establishing baggage-specific service receipts.
- Evidence informing base-year allocation inputs; displayed values and growth are calculated: The manufacturer markets direct on-site support and inclusive capital-equipment labor-and-parts contracts. This supports a continuing manufacturer-service alternative, without measuring a pricing premium. ([smithsdetection.com](https://www.smithsdetection.com/service/))
- Evidence informing forecast-year allocation inputs; displayed values and growth are calculated: The manufacturer markets direct on-site support and inclusive capital-equipment labor-and-parts contracts. This supports a continuing manufacturer-service alternative, without measuring a pricing premium. ([smithsdetection.com](https://www.smithsdetection.com/service/))
- Evidence informing base-year allocation inputs; displayed values and growth are calculated: Manufacturer-provided bundled support is a commercial alternative to separate technical-service procurement, limiting assumptions of unrestricted third-party substitution. ([smithsdetection.com](https://www.smithsdetection.com/service/))
- Evidence informing forecast-year allocation inputs; displayed values and growth are calculated: Manufacturer-provided bundled support is a commercial alternative to separate technical-service procurement, limiting assumptions of unrestricted third-party substitution. ([smithsdetection.com](https://www.smithsdetection.com/service/))

25. Hold baggage screening upgrade, Dublin and Cork Airports, Ireland

- Evidence informing base-year allocation inputs; displayed values and growth are calculated: Separate professional-service appointments cover project controls, design oversight and interface management; the broader construction budget is not used as screening-service revenue. ([neccontract.com](https://www.neccontract.com/projects/hold-baggage-screening-upgrade-dublin-and-cork-airports-ireland))
- Evidence informing forecast-year allocation inputs; displayed values and growth are calculated: Separate professional-service appointments cover project controls, design oversight and interface management; the broader construction budget is not used as screening-service revenue. ([neccontract.com](https://www.neccontract.com/projects/hold-baggage-screening-upgrade-dublin-and-cork-airports-ireland))
- Evidence informing base-year allocation inputs; displayed values and growth are calculated: Describes three upgraded hold-baggage systems delivered through separate construction, baggage-integration and advisory appointments, completed in March 2023. Supports integrated-system attribution without assuming a universal single-prime model.
- Evidence informing forecast-year allocation inputs; displayed values and growth are calculated: Describes three upgraded hold-baggage systems delivered through separate construction, baggage-integration and advisory appointments, completed in March 2023. Supports integrated-system attribution without assuming a universal single-prime model.

26. Corporate Plan 2025-26 to 2029-30 Summary - Financial Overview
    - Evidence informing base-year allocation inputs; displayed values and growth are calculated: CATSA distinguishes major-checkpoint CT replacement from single-view-to-multiview replacement elsewhere, supporting application-specific projection demand and forecast assumptions. It also discloses capital funding subject to reprofile approval. ([catsa-acsta.gc.ca](https://www.catsa-acsta.gc.ca/en/publications/corporate-plan-2025-xx.xx-2029-xx.xx/financial-overview))
    - Evidence informing forecast-year allocation inputs; displayed values and growth are calculated: CATSA distinguishes major-checkpoint CT replacement from single-view-to-multiview replacement elsewhere, supporting application-specific projection demand and forecast assumptions. It also discloses capital funding subject to reprofile approval. ([catsa-acsta.gc.ca](https://www.catsa-acsta.gc.ca/en/publications/corporate-plan-2025-xx.xx-2029-xx.xx/financial-overview))
    - Evidence informing base-year allocation inputs; displayed values and growth are calculated: Identifies single-view equipment as a replacement population, supporting the modeled displacement mechanism rather than an observed global share.
    - Evidence informing forecast-year allocation inputs; displayed values and growth are calculated: Identifies single-view equipment as a replacement population, supporting the modeled displacement mechanism rather than an observed global share.
    - Evidence informing base-year allocation inputs; displayed values and growth are calculated: Multiview remains a planned purchasing destination at non-passenger checkpoints and Class xx.xx airports, qualifying universal CT substitution.
    - Evidence informing forecast-year allocation inputs; displayed values and growth are calculated: Multiview remains a planned purchasing destination at non-passenger checkpoints and Class xx.xx airports, qualifying universal CT substitution.
    - Evidence informing base-year allocation inputs; displayed values and growth are calculated: CT replacement is a stated major-checkpoint investment priority, subject to funding and delivery risks; this supports direction, not the modeled global share.
    - Evidence informing forecast-year allocation inputs; displayed values and growth are calculated: CT replacement is a stated major-checkpoint investment priority, subject to funding and delivery risks; this supports direction, not the modeled global share.
    - Evidence informing base-year allocation inputs; displayed values and growth are calculated: The plan includes additional screening equipment and expansion of existing hold-baggage screening capacity. Its FY2025/xx.xx capital budget is C$xx.xx across mixed activities; plans are not recognized supplier revenue.
    - Evidence informing forecast-year allocation inputs; displayed values and growth are calculated: The plan includes additional screening equipment and expansion of existing hold-baggage screening capacity. Its FY2025/xx.xx capital budget is C$xx.xx across mixed activities; plans are not recognized supplier revenue.
    - Evidence informing base-year allocation inputs; displayed values and growth are calculated: The plan distinguishes replacement of checkpoint X-ray equipment with CT and asset lifecycle renewal from additional capacity. Funding, partner timing and reprofiling qualify forecast realization.
    - Evidence informing forecast-year allocation inputs; displayed values and growth are calculated: The plan distinguishes replacement of checkpoint X-ray equipment with CT and asset lifecycle renewal from additional capacity. Funding, partner timing and reprofiling qualify forecast realization.
27. ECAC CEP Public Equipment List - Explosive Detection Systems, Update 18 April 2025
    - Evidence informing base-year allocation inputs; displayed values and growth are calculated: The April xx.xx 2025 list retains XRD xx.xx supporting the legacy commercial-category premise but not the assumed installed cohort or sales volume. ([ecac-ceac.org](https://www.ecac-ceac.org/images/activities/security/ECAC-CEP-EDS-equipment_public_list_update_20250418.pdf))
    - Evidence informing forecast-year allocation inputs; displayed values and growth are calculated: The April xx.xx 2025 list retains XRD xx.xx supporting the legacy commercial-category premise but not the assumed installed cohort or sales volume. ([ecac-ceac.org](https://www.ecac-ceac.org/images/activities/security/ECAC-CEP-EDS-equipment_public_list_update_20250418.pdf))

28. Partners - HALO X-ray Technologies Ltd

    · Evidence informing base-year allocation inputs; displayed values and growth are calculated: Named airport pilots and approximately USD xx.xx and USD xx.xx development programs establish commercialization activity and program scale, not realized annual XRD equipment revenue. ([haloxray.com](https://www.haloxray.com/partners))

    · Evidence informing forecast-year allocation inputs; displayed values and growth are calculated: Named airport pilots and approximately USD xx.xx and USD xx.xx development programs establish commercialization activity and program scale, not realized annual XRD equipment revenue. ([haloxray.com](https://www.haloxray.com/partners))

29. Explosives Trace Detectors (ETDs): Market Survey Report, November 2021

    · Evidence informing base-year allocation inputs; displayed values and growth are calculated: Historical IONSCAN xx.xx list-price configurations around USD xx.xx-xx.xx constrain the IMS price class; they do not establish 2025 purchasing volumes or realizations. ([dhs.gov](https://dhs.gov/sites/default/files/2021-xx.xx/SAVER_Explosives%20Trace%20Detectors%20MSR_08Nov2021_Final-xx.xx.pdf))

    · Evidence informing forecast-year allocation inputs; displayed values and growth are calculated: Historical IONSCAN xx.xx list-price configurations around USD xx.xx-xx.xx constrain the IMS price class; they do not establish 2025 purchasing volumes or realizations. ([dhs.gov](https://dhs.gov/sites/default/files/2021-xx.xx/SAVER_Explosives%20Trace%20Detectors%20MSR_08Nov2021_Final-xx.xx.pdf))

    · Evidence informing base-year allocation inputs; displayed values and growth are calculated: The Fido X4 historical USD xx.xx list-price benchmark supports the explicit nominal-price bridge; baggage attribution and unit mix remain modeled.

    · Evidence informing forecast-year allocation inputs; displayed values and growth are calculated: The Fido X4 historical USD xx.xx list-price benchmark supports the explicit nominal-price bridge; baggage attribution and unit mix remain modeled.

30. Astrotech Corporation - Form 10-K for the Fiscal Year Ended June 30, 2025

    · Evidence informing base-year allocation inputs; displayed values and growth are calculated: Discloses FY2025 product and service revenue, xx.xx deployment locations, and a six-unit USD xx.xx order. These provide a price comparator and supplier-scale check, not baggage-only revenue. ([sec.gov](https://www.sec.gov/Archives/edgar/data/xx.xx/xx.xx/astc20250630_10k.htm))

    · Evidence informing forecast-year allocation inputs; displayed values and growth are calculated: Discloses FY2025 product and service revenue, xx.xx deployment locations, and a six-unit USD xx.xx order. These provide a price comparator and supplier-scale check, not baggage-only revenue. ([sec.gov](https://www.sec.gov/Archives/edgar/data/xx.xx/xx.xx/astc20250630_10k.htm))

31. Astrotech Corporation - Form 10-K for the Fiscal Year Ended June 30, 2026

    · Evidence informing base-year allocation inputs; displayed values and growth are calculated: Reports eight TRACER units sold in FY2025 versus three in FY2026, identifies grant-related revenue within FY2025 product revenue, and describes a potential subsidiary sale. These constrain MS attribution and forecast optimism. ([sec.gov](https://www.sec.gov/Archives/edgar/data/xx.xx/xx.xx/astc20260630_10k.htm))

    · Evidence informing forecast-year allocation inputs; displayed values and growth are calculated: Reports eight TRACER units sold in FY2025 versus three in FY2026, identifies grant-related revenue within FY2025 product revenue, and describes a potential subsidiary sale. These constrain MS attribution and forecast optimism. ([sec.gov](https://www.sec.gov/Archives/edgar/data/xx.xx/xx.xx/astc20260630_10k.htm))

32. Liquid Explosive Detector, Bottle Liquid Scanner, Insight - Agilent

    · Evidence informing base-year allocation inputs; displayed values and growth are calculated: Identifies Raman-based airport resolution products and dated September 2025 launch and May 2026 contract announcements. Supports category continuity and adoption premises, not global unit or revenue shares. ([agilent.com](https://www.agilent.com/en/product/molecular-spectroscopy/raman-spectroscopy/raman-aviation-security-systems/insight-series-alarm-resolution-systems))

    · Evidence informing forecast-year allocation inputs; displayed values and growth are calculated: Identifies Raman-based airport resolution products and dated September 2025 launch and May 2026 contract announcements. Supports category continuity and adoption premises, not global unit or revenue shares. ([agilent.com](https://www.agilent.com/en/product/molecular-spectroscopy/raman-spectroscopy/raman-aviation-security-systems/insight-series-alarm-resolution-systems))

33. Bottle Liquid Scanner for Sale from China - Securina

· Evidence informing base-year allocation inputs; displayed values and growth are calculated: Positions microwave-based liquid-screening products for airports and customs. Supports commercial classification only; prices, authorization and purchasing weights remain assumptions. ([securinadetection.com](https://www.securinadetection.com/Bottle-Liquid-Scanner-Manufacturer-China.html))

· Evidence informing forecast-year allocation inputs; displayed values and growth are calculated: Positions microwave-based liquid-screening products for airports and customs. Supports commercial classification only; prices, authorization and purchasing weights remain assumptions. ([securinadetection.com](https://www.securinadetection.com/Bottle-Liquid-Scanner-Manufacturer-China.html))

34. Quick, Accurate Threat-Detection Scanner for Liquid, Aerosol, and Gels Eases and Secures Air Travel Worldwide

· Evidence informing base-year allocation inputs; displayed values and growth are calculated: Identifies LS10 as a complete commercial liquid scanner combining RF and ultrasonic capabilities, supporting nonduplicative complete-product attribution. ([battelle.org](https://www.battelle.org/insights/case-studies/case-study-details/quick-accurate-threat-detection-scanner-for-liquid-aerosol-and-gels-eases-and-secures-air-travel-worldwide))

· Evidence informing forecast-year allocation inputs; displayed values and growth are calculated: Identifies LS10 as a complete commercial liquid scanner combining RF and ultrasonic capabilities, supporting nonduplicative complete-product attribution. ([battelle.org](https://www.battelle.org/insights/case-studies/case-study-details/quick-accurate-threat-detection-scanner-for-liquid-aerosol-and-gels-eases-and-secures-air-travel-worldwide))

35. ECAC CEP Public Equipment List - Liquid Explosive Detection Systems, Update 10 July 2025

· Evidence informing base-year allocation inputs; displayed values and growth are calculated: The July xx.xx 2025 list includes One Resonance Sensors MobiLab BLS. This supports retained listed status for a named product, not active supply, paid installed stock or observed receipts. ([ecac-ceac.org](https://www.ecac-ceac.org/images/activities/security/ECAC-CEP-LEDS%20equipment%20public%20list-update%xx.xx-xx.xx-rev1.pdf))

· Evidence informing forecast-year allocation inputs; displayed values and growth are calculated: The July xx.xx 2025 list includes One Resonance Sensors MobiLab BLS. This supports retained listed status for a named product, not active supply, paid installed stock or observed receipts. ([ecac-ceac.org](https://www.ecac-ceac.org/images/activities/security/ECAC-CEP-LEDS%20equipment%20public%20list-update%xx.xx-xx.xx-rev1.pdf))

36. MobiLab BLS Bottled Liquid Scanner Endorsed By European Civil Aviation Conference

· Evidence informing base-year allocation inputs; displayed values and growth are calculated: The company's May xx.xx 2014 announcement identifies MobiLab BLS as an NMR-based airport liquid scanner and states that orders were being accepted. Establishes historical commercial offering, not 2025 deliveries. ([prnewswire.com](https://www.prnewswire.com/news-releases/mobilab-bls-bottled-liquid-scanner-endorsed-by-european-civil-aviation-conference-xx.xx.html))

· Evidence informing forecast-year allocation inputs; displayed values and growth are calculated: The company's May xx.xx 2014 announcement identifies MobiLab BLS as an NMR-based airport liquid scanner and states that orders were being accepted. Establishes historical commercial offering, not 2025 deliveries. ([prnewswire.com](https://www.prnewswire.com/news-releases/mobilab-bls-bottled-liquid-scanner-endorsed-by-european-civil-aviation-conference-xx.xx.html))

37. SafePointe BLS Powered by ORS - Bottled Liquid Explosives Detection Solution

- Evidence informing base-year allocation inputs; displayed values and growth are calculated: The branded supplier brochure documents an ORS-powered bottled-liquid product channel. Its availability does not establish current orders or support continuity; it supports only the legacy-channel modeling premise. ([uploads-ssl.webflow.com](https://uploads-ssl.webflow.com/608330bcae48962bf6d7ff37/6149f80be6c30d34b5e3debe_BLS-Flyer-Compressed.pdf))
- Evidence informing forecast-year allocation inputs; displayed values and growth are calculated: The branded supplier brochure documents an ORS-powered bottled-liquid product channel. Its availability does not establish current orders or support continuity; it supports only the legacy-channel modeling premise. ([uploads-ssl.webflow.com](https://uploads-ssl.webflow.com/608330bcae48962bf6d7ff37/6149f80be6c30d34b5e3debe_BLS-Flyer-Compressed.pdf))

38. Florida Division of Corporations - One Resonance Sensors, LLC, Entity Detail

- Evidence informing base-year allocation inputs; displayed values and growth are calculated: The official registry records One Resonance Sensors, LLC as inactive following administrative dissolution on September xx.xx 2019. This counterevidence constrains continuity assumptions but does not prove zero surviving product support. ([search.sunbiz.org](https://search.sunbiz.org/Inquiry/CorporationSearch/SearchResultDetail?aggregateId=flal-l11000122986-c57f60b3-690d-4c87-836a-9aeb045075e8&directionType=CurrentList&inquirytype=EntityName&listNameOrder=ONERESONANCESENSORS+L110001229860&searchNameOrder=ONERESONANCESENSORS+L110001229860&searchTerm=ONE+RED+AMPERSAND+LLC))
- Evidence informing forecast-year allocation inputs; displayed values and growth are calculated: The official registry records One Resonance Sensors, LLC as inactive following administrative dissolution on September xx.xx 2019. This counterevidence constrains continuity assumptions but does not prove zero surviving product support. ([search.sunbiz.org](https://search.sunbiz.org/Inquiry/CorporationSearch/SearchResultDetail?aggregateId=flal-l11000122986-c57f60b3-690d-4c87-836a-9aeb045075e8&directionType=CurrentList&inquirytype=EntityName&listNameOrder=ONERESONANCESENSORS+L110001229860&searchNameOrder=ONERESONANCESENSORS+L110001229860&searchTerm=ONE+RED+AMPERSAND+LLC))

39. Explosive Detection - Teledyne FLIR Defense

- Evidence informing base-year allocation inputs; displayed values and growth are calculated: Lists offered Fido X-series products and service support, supporting commercial offering continuity only, not airport-specific eligibility or sales weights. ([flir.com](https://www.flir.com/threat-detection/explosives/))
- Evidence informing forecast-year allocation inputs; displayed values and growth are calculated: Lists offered Fido X-series products and service support, supporting commercial offering continuity only, not airport-specific eligibility or sales weights. ([flir.com](https://www.flir.com/threat-detection/explosives/))

40. Scintrex Trace E3500 Explosive Trace Detection Unit - SecurityPro USA

- Evidence informing base-year allocation inputs; displayed values and growth are calculated: The distributor offers E3500 chemiluminescence equipment and identifies customs/border applications. Supports a commercial category lead, not measured airport purchasing or the assumed price. ([securityprousa.com](https://www.securityprousa.com/collections/explosive-detection/products/scintrex-trace-e3500-explosive-trace-detection-unit))
- Evidence informing forecast-year allocation inputs; displayed values and growth are calculated: The distributor offers E3500 chemiluminescence equipment and identifies customs/border applications. Supports a commercial category lead, not measured airport purchasing or the assumed price. ([securityprousa.com](https://www.securityprousa.com/collections/explosive-detection/products/scintrex-trace-e3500-explosive-trace-detection-unit))

41. Portable Explosive Detector - Trace Detector EVD-3000+

- Evidence informing base-year allocation inputs; displayed values and growth are calculated: The distributor offers EVD-xx.xx+ thermo-redox equipment. Supports offered-product classification, not airport authorization, purchasing volume or the modeled realization. ([securityprousa.com](https://www.securityprousa.com/products/scintrex-trace-evd-xx.xx-portable-trace-detection-unit))
- Evidence informing forecast-year allocation inputs; displayed values and growth are calculated: The distributor offers EVD-xx.xx+ thermo-redox equipment. Supports offered-product classification, not airport authorization, purchasing volume or the modeled realization. ([securityprousa.com](https://www.securityprousa.com/products/scintrex-trace-evd-xx.xx-portable-trace-detection-unit))

42. CATSA's Purchase Order Terms and Conditions

- Evidence informing base-year allocation inputs; displayed values and growth are calculated: Contract terms constrain maintenance, parts and consumables escalation, qualifying unrestricted aftermarket pricing assumptions in the projection lifecycle model. ([catsa-acsta.gc.ca](https://www.catsa-acsta.gc.ca/en/publications/catsa-s-purchase-order-terms-and-conditions))
- Evidence informing forecast-year allocation inputs; displayed values and growth are calculated: Contract terms constrain maintenance, parts and consumables escalation, qualifying unrestricted aftermarket pricing assumptions in the projection lifecycle model. ([catsa-acsta.gc.ca](https://www.catsa-acsta.gc.ca/en/publications/catsa-s-purchase-order-terms-and-conditions))
- Evidence informing base-year allocation inputs; displayed values and growth are calculated: Contractual price limits constrain the pricing premise, but do not verify CT-specific global support receipts.
- Evidence informing forecast-year allocation inputs; displayed values and growth are calculated: Contractual price limits constrain the pricing premise, but do not verify CT-specific global support receipts.
- Evidence informing base-year allocation inputs; displayed values and growth are calculated: Maintenance and consumable escalation limits qualify the trace-platform pricing assumption rather than establishing the modeled IMS share.
- Evidence informing forecast-year allocation inputs; displayed values and growth are calculated: Maintenance and consumable escalation limits qualify the trace-platform pricing assumption rather than establishing the modeled IMS share.
- Evidence informing base-year allocation inputs; displayed values and growth are calculated: The pre-existing-software clause grants broad license rights without transferring ownership; proprietary ownership alone therefore cannot establish the Closed revenue numerator. ([catsa-acsta.gc.ca](https://www.catsa-acsta.gc.ca/en/publications/catsa-s-purchase-order-terms-and-conditions))
- Evidence informing forecast-year allocation inputs; displayed values and growth are calculated: The pre-existing-software clause grants broad license rights without transferring ownership; proprietary ownership alone therefore cannot establish the Closed revenue numerator. ([catsa-acsta.gc.ca](https://www.catsa-acsta.gc.ca/en/publications/catsa-s-purchase-order-terms-and-conditions))
- Evidence informing base-year allocation inputs; displayed values and growth are calculated: Software modification rights are not themselves proof of standards-based interfaces or independent component substitution; supports conservative classification. ([catsa-acsta.gc.ca](https://www.catsa-acsta.gc.ca/en/publications/catsa-s-purchase-order-terms-and-conditions))
- Evidence informing forecast-year allocation inputs; displayed values and growth are calculated: Software modification rights are not themselves proof of standards-based interfaces or independent component substitution; supports conservative classification. ([catsa-acsta.gc.ca](https://www.catsa-acsta.gc.ca/en/publications/catsa-s-purchase-order-terms-and-conditions))

43. Liquids Scanner for Airport Security - UC Davis
    - Evidence informing base-year allocation inputs; displayed values and growth are calculated: The February xx.xx 2011 account establishes a development contract and licensing relationship. Its development allocation is excluded from 2025 receipts and does not establish a surviving commercial cohort. ([ucdavis.edu](https://www.ucdavis.edu/news/liquids-scanner-airport-security))
    - Evidence informing forecast-year allocation inputs; displayed values and growth are calculated: The February xx.xx 2011 account establishes a development contract and licensing relationship. Its development allocation is excluded from 2025 receipts and does not establish a surviving commercial cohort. ([ucdavis.edu](https://www.ucdavis.edu/news/liquids-scanner-airport-security))
44. Open Architecture for Airport Security Systems, Second Edition
    - Evidence informing base-year allocation inputs; displayed values and growth are calculated: Distinguishes proprietary integration from interoperable connections, supporting the category boundary rather than an observed revenue share. ([aci-europe.org](https://aci-europe.org/downloads/resources/Open%20Architecture%20for%20Airport%20Security%20Systems%202nd%20Edition.pdf))
    - Evidence informing forecast-year allocation inputs; displayed values and growth are calculated: Distinguishes proprietary integration from interoperable connections, supporting the category boundary rather than an observed revenue share. ([aci-europe.org](https://aci-europe.org/downloads/resources/Open%20Architecture%20for%20Airport%20Security%20Systems%202nd%20Edition.pdf))
    - Evidence informing base-year allocation inputs; displayed values and growth are calculated: Integration does not guarantee interoperability; this constrains attribution of vendor-mediated configurations. ([aci-europe.org](https://aci-europe.org/downloads/resources/Open%20Architecture%20for%20Airport%20Security%20Systems%202nd%20Edition.pdf))
    - Evidence informing forecast-year allocation inputs; displayed values and growth are calculated: Integration does not guarantee interoperability; this constrains attribution of vendor-mediated configurations. ([aci-europe.org](https://aci-europe.org/downloads/resources/Open%20Architecture%20for%20Airport%20Security%20Systems%202nd%20Edition.pdf))
    - Evidence informing base-year allocation inputs; displayed values and growth are calculated: Allows identified partial compliance and discusses accountable integration responsibilities; supports scoped open attribution, not whole-purchase reclassification. ([aci-europe.org](https://aci-europe.org/downloads/resources/Open%20Architecture%20for%20Airport%20Security%20Systems%202nd%20Edition.pdf))
    - Evidence informing forecast-year allocation inputs; displayed values and growth are calculated: Allows identified partial compliance and discusses accountable integration responsibilities; supports scoped open attribution, not whole-purchase reclassification. ([aci-europe.org](https://aci-europe.org/downloads/resources/Open%20Architecture%20for%20Airport%20Security%20Systems%202nd%20Edition.pdf))

45. CATSA 2025 Annual Report - Overview of Activities

- Evidence informing base-year allocation inputs; displayed values and growth are calculated: Reports xx.xx CATSA Plus lines across xx.xx airports serving more than xx.xx% of passengers in 2024/xx.xx; provides an independent integration-activity check, not a direct value allocation. ([catsa-acsta.gc.ca](https://www.catsa-acsta.gc.ca/en/publications/2025-annual-report/overview-activities))
- Evidence informing forecast-year allocation inputs; displayed values and growth are calculated: Reports xx.xx CATSA Plus lines across xx.xx airports serving more than xx.xx% of passengers in 2024/xx.xx; provides an independent integration-activity check, not a direct value allocation. ([catsa-acsta.gc.ca](https://www.catsa-acsta.gc.ca/en/publications/2025-annual-report/overview-activities))
- Evidence informing base-year allocation inputs; displayed values and growth are calculated: The reported modernized passenger coverage constrains an assumption of universally standalone activity, while leaving commercial architecture and revenue attribution unresolved. ([catsa-acsta.gc.ca](https://www.catsa-acsta.gc.ca/en/publications/2025-annual-report/overview-activities))
- Evidence informing forecast-year allocation inputs; displayed values and growth are calculated: The reported modernized passenger coverage constrains an assumption of universally standalone activity, while leaving commercial architecture and revenue attribution unresolved. ([catsa-acsta.gc.ca](https://www.catsa-acsta.gc.ca/en/publications/2025-annual-report/overview-activities))
- Evidence informing forecast-year allocation inputs; displayed values and growth are calculated: The annual report identifies enhanced non-passenger requirements and implementation planned from spring 2025. This supports a conditional modernization premise, not the modeled global uptake factor.
- Evidence informing base-year allocation inputs; displayed values and growth are calculated: Reports xx.xx CATSA Plus lines and more than xx.xx% passenger coverage in 2024/xx.xx; provides a Canadian adoption comparator, not a global local-review revenue weight. ([catsa-acsta.gc.ca](https://www.catsa-acsta.gc.ca/en/publications/2025-annual-report/overview-activities))
- Evidence informing forecast-year allocation inputs; displayed values and growth are calculated: Reports xx.xx CATSA Plus lines and more than xx.xx% passenger coverage in 2024/xx.xx; provides a Canadian adoption comparator, not a global local-review revenue weight. ([catsa-acsta.gc.ca](https://www.catsa-acsta.gc.ca/en/publications/2025-annual-report/overview-activities))
- Evidence informing base-year allocation inputs; displayed values and growth are calculated: Identifies remote screening within CATSA Plus and quantifies deployment; constrains the commercial-adoption premise but does not establish each review room's location. ([catsa-acsta.gc.ca](https://www.catsa-acsta.gc.ca/en/publications/2025-annual-report/overview-activities))
- Evidence informing forecast-year allocation inputs; displayed values and growth are calculated: Identifies remote screening within CATSA Plus and quantifies deployment; constrains the commercial-adoption premise but does not establish each review room's location. ([catsa-acsta.gc.ca](https://www.catsa-acsta.gc.ca/en/publications/2025-annual-report/overview-activities))
- Evidence informing base-year allocation inputs; displayed values and growth are calculated: Deployment coverage constrains the addressable network-enabled pool; it does not disclose hybrid contracts or justify the modeled hybrid percentage. ([catsa-acsta.gc.ca](https://www.catsa-acsta.gc.ca/en/publications/2025-annual-report/overview-activities))
- Evidence informing forecast-year allocation inputs; displayed values and growth are calculated: Deployment coverage constrains the addressable network-enabled pool; it does not disclose hybrid contracts or justify the modeled hybrid percentage. ([catsa-acsta.gc.ca](https://www.catsa-acsta.gc.ca/en/publications/2025-annual-report/overview-activities))

46. CATSA - Beyond the Checkpoint, December 2025

- Evidence informing base-year allocation inputs; displayed values and growth are calculated: Reports xx.xx operational CT machines at eight airports and a modular-line average of xx.xx passengers per hour versus xx.xx for traditional multi-split lines; supports the bounded throughput-to-unit bridge and phased-deployment premise. ([catsa-acsta.gc.ca](https://www.catsa-acsta.gc.ca/en/about-us/beyond-checkpoint-2025-december))
- Evidence informing forecast-year allocation inputs; displayed values and growth are calculated: Reports xx.xx operational CT machines at eight airports and a modular-line average of xx.xx passengers per hour versus xx.xx for traditional multi-split lines; supports the bounded throughput-to-unit bridge and phased-deployment premise. ([catsa-acsta.gc.ca](https://www.catsa-acsta.gc.ca/en/about-us/beyond-checkpoint-2025-december))

47. Smiths Detection Delivers Fully Automated International Remote Baggage Screening System Between South Korea and the United States

- Evidence informing base-year allocation inputs; displayed values and growth are calculated: The January xx.xx 2026 disclosure identifies xx.xx software licenses and DICOS V3.xx.xx exchange, and dates operational service to August 2025. Supports commercial standards-based activity and forecast feasibility, not an observed global share or a confirmed 2025 license inventory. ([smithsdetection.com](https://www.smithsdetection.com/press-releases/smiths-detection-delivers-fully-automated-international-remote-baggage-screening-system-between-south-korea-and-the-united-states/))
- Evidence informing forecast-year allocation inputs; displayed values and growth are calculated: The January xx.xx 2026 disclosure identifies xx.xx software licenses and DICOS V3.xx.xx exchange, and dates operational service to August 2025. Supports commercial standards-based activity and forecast feasibility, not an observed global share or a confirmed 2025 license inventory. ([smithsdetection.com](https://www.smithsdetection.com/press-releases/smiths-detection-delivers-fully-automated-international-remote-baggage-screening-system-between-south-korea-and-the-united-states/))

48. SeeTrue Marks Milestone with Over 100 X-ray Checkpoint Installations of Advanced AI-Based Threat Detection Software

- Evidence informing base-year allocation inputs; displayed values and growth are calculated: The December xx.xx 2024 announcement reports the 100th operational screening lane across airports and other sectors. Provides a limited commercial-adoption scale check; it is neither airport-only nor a census of standards-based entitlements. ([seetrue.ai](https://www.seetrue.ai/seetrue-marks-milestone-with-over-xx.xx-x-ray-checkpoint-installations-of-advanced-ai-based-threat-detection-software/))
- Evidence informing forecast-year allocation inputs; displayed values and growth are calculated: The December xx.xx 2024 announcement reports the 100th operational screening lane across airports and other sectors. Provides a limited commercial-adoption scale check; it is neither airport-only nor a census of standards-based entitlements. ([seetrue.ai](https://www.seetrue.ai/seetrue-marks-milestone-with-over-xx.xx-x-ray-checkpoint-installations-of-advanced-ai-based-threat-detection-software/))

49. Scarabee's Checkpoint Property Screening System to be deployed at DEN

- Evidence informing base-year allocation inputs; displayed values and growth are calculated: Describes a xx.xx-lane Denver award combining Scarabee lanes with Smiths scanners. Corroborates a commercial mixed-supplier integration route; an award is not realized annual revenue or proof of unrestricted interoperability. ([daifukuatec.com](https://daifukuatec.com/news/scarabees-checkpoint-property-screening-system-to-be-deployed-at-den))
- Evidence informing forecast-year allocation inputs; displayed values and growth are calculated: Describes a xx.xx-lane Denver award combining Scarabee lanes with Smiths scanners. Corroborates a commercial mixed-supplier integration route; an award is not realized annual revenue or proof of unrestricted interoperability. ([daifukuatec.com](https://daifukuatec.com/news/scarabees-checkpoint-property-screening-system-to-be-deployed-at-den))

50. CATSA Annual Report 2024 - Management's Discussion and Analysis

- Evidence informing base-year allocation inputs; displayed values and growth are calculated: FY2023/xx.xx pre-board capital appropriations used of C$xx.xx provide the second period in the non-passenger-to-cabin purchasing comparison.
- Evidence informing base-year allocation inputs; displayed values and growth are calculated: FY2023/xx.xx non-passenger capital appropriations used of C$xx.xx enter the two-period activity proxy; they do not identify the property-only fraction.
- Evidence informing forecast-year allocation inputs; displayed values and growth are calculated: FY2023/xx.xx non-passenger capital appropriations used of C$xx.xx enter the two-period activity proxy; they do not identify the property-only fraction.

51. Smiths Detection confirm order of 91 advanced scanners for new terminals at Moscow Sheremetyevo International Airport
    - Evidence informing base-year allocation inputs; displayed values and growth are calculated: The dated airport deployment includes xx.xx entrance baggage systems and xx.xx cabin-checkpoint systems. Their ratio supplies a historical relative-density proxy, subsequently discounted for assumed global coverage.
    - Evidence informing forecast-year allocation inputs; displayed values and growth are calculated: The dated airport deployment includes xx.xx entrance baggage systems and xx.xx cabin-checkpoint systems. Their ratio supplies a historical relative-density proxy, subsequently discounted for assumed global coverage.
52. Cochin International Airport Selects Smiths Detection's CTX 9800 for Next-Generation Hold Baggage Screening
    - Evidence informing base-year allocation inputs; displayed values and growth are calculated: The May 2017 deployment identifies xx.xx customs baggage systems alongside four hold-baggage systems. This supports the customs-intensive historical configuration proxy, not current global fleet or revenue observations.
    - Evidence informing forecast-year allocation inputs; displayed values and growth are calculated: The May 2017 deployment identifies xx.xx customs baggage systems alongside four hold-baggage systems. This supports the customs-intensive historical configuration proxy, not current global fleet or revenue observations.
53. CATSA Functions, Programs and Activities
    - Evidence informing base-year allocation inputs; displayed values and growth are calculated: Hold-baggage activities include equipment purchase, baggage-handling integration and equipment maintenance, supporting the checked-baggage capital and lifecycle boundary.
    - Evidence informing forecast-year allocation inputs; displayed values and growth are calculated: Hold-baggage activities include equipment purchase, baggage-handling integration and equipment maintenance, supporting the checked-baggage capital and lifecycle boundary.
    - Evidence informing base-year allocation inputs; displayed values and growth are calculated: Non-passenger screening covers airport workers and their belongings; only attributable property-screening offerings enter this allocation.
    - Evidence informing forecast-year allocation inputs; displayed values and growth are calculated: Non-passenger screening covers airport workers and their belongings; only attributable property-screening offerings enter this allocation.
54. Fraport TAV Antalya Airport - About the security control itself
    - Evidence informing base-year allocation inputs; displayed values and growth are calculated: The airport operator distinguishes terminal-entry security from a subsequent checkpoint. This supports a separate entrance-screening mission while providing no global prevalence or spending share.
    - Evidence informing forecast-year allocation inputs; displayed values and growth are calculated: The airport operator distinguishes terminal-entry security from a subsequent checkpoint. This supports a separate entrance-screening mission while providing no global prevalence or spending share.
55. EMSD VoiceLink, Issue 79, June 2026 - EMSD Provides Comprehensive Support for Terminal 2 Commissioning
    - Evidence informing forecast-year allocation inputs; displayed values and growth are calculated: The June 2026 account identifies baggage-and-parcel equipment procurement and installation for the customs authority at Terminal xx.xx. It supports a separate commissioning mission but does not isolate baggage expenditure.
56. GAO-26-107811 - Guam: Considerations for Evaluating Alternative Customs Models and Potential Economic Effects
    - Evidence informing base-year allocation inputs; displayed values and growth are calculated: The audit identifies two historical airport-customs baggage systems inactive for years and delayed replacement procurement. This challenges conversion of installed stock or acknowledged need directly into annual equipment and support revenue.
    - Evidence informing forecast-year allocation inputs; displayed values and growth are calculated: The audit identifies two historical airport-customs baggage systems inactive for years and delayed replacement procurement. This challenges conversion of installed stock or acknowledged need directly into annual equipment and support revenue.

57. Bennet, Moran, Van Hollen, Boozman Introduce Bill to Bolster Aviation Safety
    - Evidence informing base-year allocation inputs; displayed values and growth are calculated: The July xx.xx 2025 official release identifies xx.xx U.S. screening lanes, used as agency purchasing-exposure calibration rather than observed annual equipment sales.
    - Evidence informing forecast-year allocation inputs; displayed values and growth are calculated: The July xx.xx 2025 official release identifies xx.xx U.S. screening lanes, used as agency purchasing-exposure calibration rather than observed annual equipment sales.
58. Bank of Canada - Annual exchange rates
    - Evidence informing base-year allocation inputs; displayed values and growth are calculated: Annual exchange-rate observations support the inherited fiscal-period approximation of xx.xx Canadian dollars per U.S. dollar; this is not a transaction-weighted exchange rate.
    - Evidence informing forecast-year allocation inputs; displayed values and growth are calculated: Annual exchange-rate observations support the inherited fiscal-period approximation of xx.xx Canadian dollars per U.S. dollar; this is not a transaction-weighted exchange rate.
59. Japan’s leading airline revolutionizes check in experience with new Smiths Detection technology
    - Evidence informing base-year allocation inputs; displayed values and growth are calculated: The August 2023 announcement identifies JAL as customer for five screening ecosystems and reports xx.xx deployed iLane units across Japan. These are historical commercial-stock anchors, not an airline-only fleet or 2025 sales observation.
    - Evidence informing forecast-year allocation inputs; displayed values and growth are calculated: The August 2023 announcement identifies JAL as customer for five screening ecosystems and reports xx.xx deployed iLane units across Japan. These are historical commercial-stock anchors, not an airline-only fleet or 2025 sales observation.
60. Narita International Airport anticipates threats with integrated solutions
    - Evidence informing base-year allocation inputs; displayed values and growth are calculated: Identifies Narita airport as a screening-technology customer and describes xx.xx lane-related installations, qualifying any assumption that the supplier's Japanese installed stock was purchased entirely by airlines.
    - Evidence informing forecast-year allocation inputs; displayed values and growth are calculated: Identifies Narita airport as a screening-technology customer and describes xx.xx lane-related installations, qualifying any assumption that the supplier's Japanese installed stock was purchased entirely by airlines.
61. MLIT - 保安検査の実施主体が変わります！ - June 27, 2025
    - Evidence informing forecast-year allocation inputs; displayed values and growth are calculated: The June xx.xx 2025 announcement targets transfer of security-screening responsibility from airlines to airport managers, with leading cases targeted in FY2026. Supports a conditional reduction in airline purchasing, not an observed contract-transfer percentage.
    - Evidence informing forecast-year allocation inputs; displayed values and growth are calculated: The transfer direction supports modeled airport-manager purchasing gains. Continued shared financing does not imply equal purchasing shares.
62. ICTS International N.V. - Annual Report for the year ended December 31, 2025
    - Evidence informing base-year allocation inputs; displayed values and growth are calculated: Discloses USD xx.xx company-wide property/equipment purchases and USD xx.xx airport-security revenue in 2025. Supports an asset-light purchasing-intensity proxy; the in-scope fraction and global expansion remain assumptions.
    - Evidence informing forecast-year allocation inputs; displayed values and growth are calculated: Discloses USD xx.xx company-wide property/equipment purchases and USD xx.xx airport-security revenue in 2025. Supports an asset-light purchasing-intensity proxy; the in-scope fraction and global expansion remain assumptions.

63. EU Publications Office - Purchase and maintenance of non-intrusive X-ray inspection equipment for baggage and air cargo volume control
    - Evidence informing base-year allocation inputs; displayed values and growth are calculated: Identifies Autoridade Tributária e Aduaneira as buyer and reports a 2026 award of EUR xx.xx across four lots for baggage/air-cargo inspection equipment and maintenance. Provides a buyer-role and commercial-scale comparator, not 2025 baggage-only annual expenditure.
    - Evidence informing forecast-year allocation inputs; displayed values and growth are calculated: Identifies Autoridade Tributária e Aduaneira as buyer and reports a 2026 award of EUR xx.xx across four lots for baggage/air-cargo inspection equipment and maintenance. Provides a buyer-role and commercial-scale comparator, not 2025 baggage-only annual expenditure.
64. ACI World - Busiest Airports in the World
    - Evidence informing base-year allocation inputs; displayed values and growth are calculated: Reports approximately xx.xx international airport passenger movements in 2025. Half provides an approximate arrival-movement scale check before transfer exclusions, not a customs examination or equipment-purchasing weight.
    - Evidence informing forecast-year allocation inputs; displayed values and growth are calculated: Reports approximately xx.xx international airport passenger movements in 2025. Half provides an approximate arrival-movement scale check before transfer exclusions, not a customs examination or equipment-purchasing weight.
65. Heathrow announces £2.3bn accelerated investment plan to upgrade the UK's international gateway to growth
    - Evidence informing base-year allocation inputs; displayed values and growth are calculated: Reports GBP xx.xx invested in security-lane upgrades during 2024, supporting material airport-directed purchasing. Broader infrastructure obligations and historical timing prevent treating the amount as 2025 in-scope market receipts.
    - Evidence informing forecast-year allocation inputs; displayed values and growth are calculated: Reports GBP xx.xx invested in security-lane upgrades during 2024, supporting material airport-directed purchasing. Broader infrastructure obligations and historical timing prevent treating the amount as 2025 in-scope market receipts.
66. Fraport Assumes Responsibility for Aviation Security Checks at Frankfurt Airport
    - Evidence informing base-year allocation inputs; displayed values and growth are calculated: Documents Fraport's checkpoint-management responsibility from January 2023, six initial CT-equipped lanes and three contracted screening providers. Supports distinguishing an airport commissioning role from regulator oversight and contracted screening labor.
    - Evidence informing forecast-year allocation inputs; displayed values and growth are calculated: Documents Fraport's checkpoint-management responsibility from January 2023, six initial CT-equipped lanes and three contracted screening providers. Supports distinguishing an airport commissioning role from regulator oversight and contracted screening labor.
67. Advanced Cabin Baggage Screening - Computed Tomography Implementation Guide
    - Evidence informing base-year allocation inputs; displayed values and growth are calculated: Distinguishes standalone CT, including equipment-local conveyance, from integrated screening-lane configurations; supports attribution boundaries, not a revenue weight.
    - Evidence informing forecast-year allocation inputs; displayed values and growth are calculated: Distinguishes standalone CT, including equipment-local conveyance, from integrated screening-lane configurations; supports attribution boundaries, not a revenue weight.
    - Evidence informing base-year allocation inputs; displayed values and growth are calculated: Identifies automated tray-return and automated screening-lane integration as commercially distinct configurations; supports the lane-integrated category definition.
    - Evidence informing forecast-year allocation inputs; displayed values and growth are calculated: Identifies automated tray-return and automated screening-lane integration as commercially distinct configurations; supports the lane-integrated category definition.

68. GAO-12-266 - Checked Baggage Screening: TSA Has Deployed Optimal Systems at the Majority of TSA-Regulated Airports, but Could Strengthen Cost Estimates

- Evidence informing base-year allocation inputs; displayed values and growth are calculated: The December 2011 table reports xx.xx standalone EDS alongside xx.xx in-line EDS; this historical machine-count comparator constrains, but does not determine, the current global allocation.
- Evidence informing forecast-year allocation inputs; displayed values and growth are calculated: The December 2011 table reports xx.xx standalone EDS alongside xx.xx in-line EDS; this historical machine-count comparator constrains, but does not determine, the current global allocation.
- Evidence informing base-year allocation inputs; displayed values and growth are calculated: Reports xx.xx in-line EDS across xx.xx in-line systems and distinguishes equipment counts from integrated-system counts; supports the historical configuration bridge.
- Evidence informing forecast-year allocation inputs; displayed values and growth are calculated: Reports xx.xx in-line EDS across xx.xx in-line systems and distinguishes equipment counts from integrated-system counts; supports the historical configuration bridge.

69. Smiths Detection selected as security technology provider to International Airport Heraklion Crete

- Evidence informing base-year allocation inputs; displayed values and growth are calculated: The September xx.xx 2025 announcement identifies eight cabin CT scanners and eight automated tray-return systems for Heraklion, with installation planned across late 2025 and mid-2026; supports ongoing integrated procurement, not realized annual revenue.
- Evidence informing forecast-year allocation inputs; displayed values and growth are calculated: The September xx.xx 2025 announcement identifies eight cabin CT scanners and eight automated tray-return systems for Heraklion, with installation planned across late 2025 and mid-2026; supports ongoing integrated procurement, not realized annual revenue.

70. Centralised Image Processing: The Impact on Security Checkpoints

- Evidence informing base-year allocation inputs; displayed values and growth are calculated: Distinguishes checkpoint-local image review from separate-room arrangements; supports retaining networked local activity rather than automatically assigning it to remote review. ([casra.ch](https://casra.ch/wp-content/uploads/2021/xx.xx/Kuhn-2017.-Centralised-image-processing.pdf))
- Evidence informing forecast-year allocation inputs; displayed values and growth are calculated: Distinguishes checkpoint-local image review from separate-room arrangements; supports retaining networked local activity rather than automatically assigning it to remote review. ([casra.ch](https://casra.ch/wp-content/uploads/2021/xx.xx/Kuhn-2017.-Centralised-image-processing.pdf))
- Evidence informing base-year allocation inputs; displayed values and growth are calculated: Describes separate screening rooms and established remote hold-baggage review at larger airports; supports the cohort-maturity premise, not a numerical global share. ([casra.ch](https://casra.ch/wp-content/uploads/2021/xx.xx/Kuhn-2017.-Centralised-image-processing.pdf))
- Evidence informing forecast-year allocation inputs; displayed values and growth are calculated: Describes separate screening rooms and established remote hold-baggage review at larger airports; supports the cohort-maturity premise, not a numerical global share. ([casra.ch](https://casra.ch/wp-content/uploads/2021/xx.xx/Kuhn-2017.-Centralised-image-processing.pdf))
- Evidence informing base-year allocation inputs; displayed values and growth are calculated: Describes combined checkpoint and remote-room arrangements, establishing a mixed-location commercial configuration without measuring its prevalence or price. ([casra.ch](https://casra.ch/wp-content/uploads/2021/xx.xx/Kuhn-2017.-Centralised-image-processing.pdf))
- Evidence informing forecast-year allocation inputs; displayed values and growth are calculated: Describes combined checkpoint and remote-room arrangements, establishing a mixed-location commercial configuration without measuring its prevalence or price. ([casra.ch](https://casra.ch/wp-content/uploads/2021/xx.xx/Kuhn-2017.-Centralised-image-processing.pdf))

71. Annual Report 2024 - CATSA's Operating Environment

- Evidence informing base-year allocation inputs; displayed values and growth are calculated: Reports xx.xx CATSA Plus lines and more than xx.xx% passenger coverage in 2023/xx.xx providing the historical comparison rather than a global location allocation. ([catsa-acsta.gc.ca](https://www.catsa-acsta.gc.ca/en/publications/catsa-s-operating-environment))
- Evidence informing forecast-year allocation inputs; displayed values and growth are calculated: Reports xx.xx CATSA Plus lines and more than xx.xx% passenger coverage in 2023/xx.xx providing the historical comparison rather than a global location allocation. ([catsa-acsta.gc.ca](https://www.catsa-acsta.gc.ca/en/publications/catsa-s-operating-environment))
- Evidence informing base-year allocation inputs; displayed values and growth are calculated: Together with the subsequent annual report, supports a seven-line deployment increase without a corresponding increase in reported passenger coverage. ([catsa-acsta.gc.ca](https://www.catsa-acsta.gc.ca/en/publications/catsa-s-operating-environment))
- Evidence informing forecast-year allocation inputs; displayed values and growth are calculated: Together with the subsequent annual report, supports a seven-line deployment increase without a corresponding increase in reported passenger coverage. ([catsa-acsta.gc.ca](https://www.catsa-acsta.gc.ca/en/publications/catsa-s-operating-environment))
- Evidence informing base-year allocation inputs; displayed values and growth are calculated: Provides a historical network-enabled deployment anchor, while leaving the physical mixed-location contract share unmeasured. ([catsa-acsta.gc.ca](https://www.catsa-acsta.gc.ca/en/publications/catsa-s-operating-environment))
- Evidence informing forecast-year allocation inputs; displayed values and growth are calculated: Provides a historical network-enabled deployment anchor, while leaving the physical mixed-location contract share unmeasured. ([catsa-acsta.gc.ca](https://www.catsa-acsta.gc.ca/en/publications/catsa-s-operating-environment))

72. L22020-T-TG Upgrades to the Passenger Search Area, body scanners, EDS C3 cabin baggage screening - Contract Award Notice

- Evidence informing base-year allocation inputs; displayed values and growth are calculated: The January xx.xx 2023 Luton award expressly includes construction of a remote screening room at the airport terminal, supporting separate-room commercial procurement. Its broader scope is not treated as baggage-only annual revenue. ([find-tender.service.gov.uk](https://www.find-tender.service.gov.uk/Notice/xx.xx-2023))
- Evidence informing forecast-year allocation inputs; displayed values and growth are calculated: The January xx.xx 2023 Luton award expressly includes construction of a remote screening room at the airport terminal, supporting separate-room commercial procurement. Its broader scope is not treated as baggage-only annual revenue. ([find-tender.service.gov.uk](https://www.find-tender.service.gov.uk/Notice/xx.xx-2023))

73. Greater Orlando Aviation Authority - Minutes of the February 19, 2025 Meeting

- Evidence informing base-year allocation inputs; displayed values and growth are calculated: Authorizes up to USD xx.xx for baggage-system and Remote Screening Facility network/server separation. Half this ceiling is an explicitly assumed deployment-cost comparator, not observed off-site receipts. ([assets.ctfassets.net](https://assets.ctfassets.net/qiecpoxp4bka/6BCjKImOwJmeZxqtGVdpYR/1e2d759a2c44b5b6d71193cb9927ec75/2025-xx.xx-19_Board_Minutes.pdf))
- Evidence informing forecast-year allocation inputs; displayed values and growth are calculated: Authorizes up to USD xx.xx for baggage-system and Remote Screening Facility network/server separation. Half this ceiling is an explicitly assumed deployment-cost comparator, not observed off-site receipts. ([assets.ctfassets.net](https://assets.ctfassets.net/qiecpoxp4bka/6BCjKImOwJmeZxqtGVdpYR/1e2d759a2c44b5b6d71193cb9927ec75/2025-xx.xx-19_Board_Minutes.pdf))
- Evidence informing base-year allocation inputs; displayed values and growth are calculated: Provides the commercial networking-cost anchor for the modeled transfer from existing on-site pools, avoiding additional market value or duplicate host-equipment attribution. ([assets.ctfassets.net](https://assets.ctfassets.net/qiecpoxp4bka/6BCjKImOwJmeZxqtGVdpYR/1e2d759a2c44b5b6d71193cb9927ec75/2025-xx.xx-19_Board_Minutes.pdf))
- Evidence informing forecast-year allocation inputs; displayed values and growth are calculated: Provides the commercial networking-cost anchor for the modeled transfer from existing on-site pools, avoiding additional market value or duplicate host-equipment attribution. ([assets.ctfassets.net](https://assets.ctfassets.net/qiecpoxp4bka/6BCjKImOwJmeZxqtGVdpYR/1e2d759a2c44b5b6d71193cb9927ec75/2025-xx.xx-19_Board_Minutes.pdf))

74. American and U.S. Customs and Border Protection pilot innovative baggage screening initiative

- Evidence informing base-year allocation inputs; displayed values and growth are calculated: American's April xx.xx 2025 announcement identifies a daily Sydney-Los Angeles IRBS pilot and unchanged screening requirements. It anchors one sampled connection and an assumed partial-year licensing period, not disclosed revenue. ([s202.q4cdn.com](https://s202.q4cdn.com/xx.xx/files/doc_news/American-and-US-Customs-and-Border-Protection-pilot-innovative-baggage-screening-initiative-OPS-OTH-xx.xx-2025.pdf))
- Evidence informing forecast-year allocation inputs; displayed values and growth are calculated: American's April xx.xx 2025 announcement identifies a daily Sydney-Los Angeles IRBS pilot and unchanged screening requirements. It anchors one sampled connection and an assumed partial-year licensing period, not disclosed revenue. ([s202.q4cdn.com](https://s202.q4cdn.com/xx.xx/files/doc_news/American-and-US-Customs-and-Border-Protection-pilot-innovative-baggage-screening-initiative-OPS-OTH-xx.xx-2025.pdf))

75. 델타항공-대한항공, 인천발 애틀랜타 노선 대상 위탁수하물 원격 검색 방식 신규 도입

- Evidence informing base-year allocation inputs; displayed values and growth are calculated: The August xx.xx 2025 announcement identifies the Incheon-Atlanta IRBS arrangement, anchoring a second sampled connection and a partial-year commercial-activity assumption without establishing contract value. ([news.delta.com](https://news.delta.com/delta-and-koreanair-launch-remote-baggage-screening-on-icn-atl-KR))
- Evidence informing forecast-year allocation inputs; displayed values and growth are calculated: The August xx.xx 2025 announcement identifies the Incheon-Atlanta IRBS arrangement, anchoring a second sampled connection and a partial-year commercial-activity assumption without establishing contract value. ([news.delta.com](https://news.delta.com/delta-and-koreanair-launch-remote-baggage-screening-on-icn-atl-KR))

76. United Launches CBP's International Remote Baggage Screening on Select International Flights

- Evidence informing base-year allocation inputs; displayed values and growth are calculated: United's September xx.xx 2025 announcement identifies daily Sydney-San Francisco service and named technology partners, anchoring a third sampled connection. It reports no attributable software or integration receipts. ([united.mediaroom.com](https://united.mediaroom.com/2025-xx.xx-xx.xx-United-Launches-CBPs-International-Remote-Baggage-Screening-on-Select-International-Flights))
- Evidence informing forecast-year allocation inputs; displayed values and growth are calculated: United's September xx.xx 2025 announcement identifies daily Sydney-San Francisco service and named technology partners, anchoring a third sampled connection. It reports no attributable software or integration receipts. ([united.mediaroom.com](https://united.mediaroom.com/2025-xx.xx-xx.xx-United-Launches-CBPs-International-Remote-Baggage-Screening-on-Select-International-Flights))

77. Airline Passengers Face Fewer Bag Checkpoints, Thanks to PNNL, Partners

- Evidence informing forecast-year allocation inputs; displayed values and growth are calculated: The August xx.xx 2026 laboratory release describes implementation on additional routes, including Seoul arrivals at Minneapolis-St. Paul and Detroit. This supports expansion direction, not the forecast connection count, realization or global share. ([pnnl.gov](https://www.pnnl.gov/news-media/airline-passengers-face-fewer-bag-checkpoints-thanks-pnnl-partners))

78. TSA awards $781.2 million to procure additional CT X-Ray scanners for airport checkpoints

- Evidence informing base-year allocation inputs; displayed values and growth are calculated: The March xx.xx 2022 announcement identifies up to USD xx.xx for procurement and maintenance of up to xx.xx systems from an OEM. This is a historical procurement-scale anchor, not annual 2025 direct-channel revenue. ([content.govdelivery.com](https://content.govdelivery.com/accounts/USDHSTSA/bulletins/30f6e5f))
- Evidence informing base-year allocation inputs; displayed values and growth are calculated: The award includes full-size automated lanes, cautioning against assigning all automation value to non-OEM integration primes; exact contractual-role attribution is not disclosed. ([content.govdelivery.com](https://content.govdelivery.com/accounts/USDHSTSA/bulletins/30f6e5f))

79. OSI Systems, Inc. - Form 10-K for the fiscal year ended June 30, 2026

- Evidence informing base-year allocation inputs; displayed values and growth are calculated: The filing describes regional direct security-product sales and direct maintenance relationships. Its broader security scope supports route coexistence, not baggage-only sales weights. ([sec.gov](https://www.sec.gov/Archives/edgar/data/xx.xx/xx.xx/osis-20260630x10k.htm))
- Evidence informing forecast-year allocation inputs; displayed values and growth are calculated: The filing describes regional direct security-product sales and direct maintenance relationships. Its broader security scope supports route coexistence, not baggage-only sales weights. ([sec.gov](https://www.sec.gov/Archives/edgar/data/xx.xx/xx.xx/osis-20260630x10k.htm))
- Evidence informing base-year allocation inputs; displayed values and growth are calculated: The company identifies a global independent-distributor network, supporting a continuing indirect route without quantifying its value share. ([sec.gov](https://www.sec.gov/Archives/edgar/data/xx.xx/xx.xx/osis-20260630x10k.htm))
- Evidence informing forecast-year allocation inputs; displayed values and growth are calculated: The company identifies a global independent-distributor network, supporting a continuing indirect route without quantifying its value share. ([sec.gov](https://www.sec.gov/Archives/edgar/data/xx.xx/xx.xx/osis-20260630x10k.htm))
- Evidence informing base-year allocation inputs; displayed values and growth are calculated: Authorized service providers are identified separately from distributors, supporting distinct technical-service attribution and access limitations. ([sec.gov](https://www.sec.gov/Archives/edgar/data/xx.xx/xx.xx/osis-20260630x10k.htm))
- Evidence informing forecast-year allocation inputs; displayed values and growth are calculated: Authorized service providers are identified separately from distributors, supporting distinct technical-service attribution and access limitations. ([sec.gov](https://www.sec.gov/Archives/edgar/data/xx.xx/xx.xx/osis-20260630x10k.htm))

80. SriLankan Airlines - Invitation for Supply, Installation, Commissioning and Maintenance of Dual View Heavy and Medium X-Ray Machines, Reference 202130407

· Evidence informing base-year allocation inputs; displayed values and growth are calculated: The 2021 purchaser invitation permits an OEM or authorized OEM agent and requires authorization for the latter. It establishes equipment-channel eligibility, not an award or software-resale right. ([srilankan.com](https://www.srilankan.com/download/tender/TN-Invitationforsubmiss-xx.xx.pdf))

81. JFK Millennium Partners Selects K2 to Deliver State-of-the-Art Security Screening Checkpoint at new JFK Terminal 6

· Evidence informing base-year allocation inputs; displayed values and growth are calculated: The March xx.xx 2025 appointment assigns procurement and deployment coordination across multiple technology suppliers at a future ten-gate terminal. It supports integration-prime participation and a forecast mechanism, not a disclosed share or completed 2025 revenue. ([portauthoritybuilds.com](https://www.portauthoritybuilds.com/redevelopment/us/en/jfk/planned-projects/terminal-xx.xx/news/jfk-millennium-partners-selects-k2-to-deliver-state-of-the-art-s.html))

· Evidence informing forecast-year allocation inputs; displayed values and growth are calculated: The March xx.xx 2025 appointment assigns procurement and deployment coordination across multiple technology suppliers at a future ten-gate terminal. It supports integration-prime participation and a forecast mechanism, not a disclosed share or completed 2025 revenue. ([portauthoritybuilds.com](https://www.portauthoritybuilds.com/redevelopment/us/en/jfk/planned-projects/terminal-xx.xx/news/jfk-millennium-partners-selects-k2-to-deliver-state-of-the-art-s.html))

· Evidence informing base-year allocation inputs; displayed values and growth are calculated: The March xx.xx 2025 appointment covers baggage CT and automated bin-return equipment for a future xx.xx-gate terminal, with phased opening planned for 2026-2028. It establishes new-installation activity, not attributable 2025 receipts; wider airport investment and person-only technologies are excluded.

· Evidence informing forecast-year allocation inputs; displayed values and growth are calculated: The March xx.xx 2025 appointment covers baggage CT and automated bin-return equipment for a future xx.xx-gate terminal, with phased opening planned for 2026-2028. It establishes new-installation activity, not attributable 2025 receipts; wider airport investment and person-only technologies are excluded.

82. CATSA Corporate Plan 2024-25 to 2028-29 Summary - Key Corporate Risks

· Evidence informing base-year allocation inputs; displayed values and growth are calculated: The authority reports transferring maintenance of most screening equipment to KPrime in 2023/xx.xx. This establishes a separately contracted maintenance relationship, without a baggage-only payment split. ([catsa-acsta.gc.ca](https://www.catsa-acsta.gc.ca/en/publications/key-corporate-risks))

83. Leidos wins TSA logistics contract

· Evidence informing base-year allocation inputs; displayed values and growth are calculated: The January xx.xx 2025 announcement describes an eight-year, USD xx.xx maximum sustainment contract covering xx.xx equipment units at over xx.xx locations with manufacturer coordination. Annualization and baggage/third-party attribution in the model are explicit assumptions. ([leidos.com](https://www.leidos.com/insights/leidos-wins-tsa-logistics-contract))

· Evidence informing forecast-year allocation inputs; displayed values and growth are calculated: The January xx.xx 2025 announcement describes an eight-year, USD xx.xx maximum sustainment contract covering xx.xx equipment units at over xx.xx locations with manufacturer coordination. Annualization and baggage/third-party attribution in the model are explicit assumptions. ([leidos.com](https://www.leidos.com/insights/leidos-wins-tsa-logistics-contract))

84. Checkpoint Transformation: Malta International Airport Streamlines Passenger Flow with Smiths Detection
    - Evidence informing base-year allocation inputs; displayed values and growth are calculated: Seven conventional automated lanes were replaced by six CT-equipped lanes, with final commissioning in January 2025. This is a counterexample to equating capacity improvement with net additional equipment.
    - Evidence informing forecast-year allocation inputs; displayed values and growth are calculated: Seven conventional automated lanes were replaced by six CT-equipped lanes, with final commissioning in January 2025. This is a counterexample to equating capacity improvement with net additional equipment.
    - Evidence informing base-year allocation inputs; displayed values and growth are calculated: The complete checkpoint replacement illustrates why an offering described commercially as an upgrade can belong to System Replacement. The seven-year service commitment is not counted wholly as installation-year revenue.
    - Evidence informing forecast-year allocation inputs; displayed values and growth are calculated: The complete checkpoint replacement illustrates why an offering described commercially as an upgrade can belong to System Replacement. The seven-year service commitment is not counted wholly as installation-year revenue.
85. iCMORE - Smiths Detection
    - Evidence informing forecast-year allocation inputs; displayed values and growth are calculated: The current commercial offering describes a software-upgrade path while qualifying additional hardware requirements by machine type and age. This constrains forecast eligibility assumptions; product availability does not measure adoption or revenue.

16.4. Middle East

Table 264. Middle East Airport Baggage Screening Systems Market, by Country growth contribution, 2025-2032

Category	2025 value (USD Million)	2032 value (USD Million)	Added value (USD Million)	2025 share (%)	2032 share (%)	Change (pp)	Growth share (%)	CAGR (%)
Israel	xx.xx	xx.xx	xx.xx	xx.xx	xx.xx	xx.xx	xx.xx	xx.xx
Qatar	xx.xx	xx.xx	xx.xx	xx.xx	xx.xx	xx.xx	xx.xx	xx.xx
Saudi Arabia	xx.xx	xx.xx	xx.xx	xx.xx	xx.xx	xx.xx	xx.xx	xx.xx
Turkey	xx.xx	xx.xx	xx.xx	xx.xx	xx.xx	xx.xx	xx.xx	xx.xx
Unallocated / remaining scope	xx.xx	xx.xx	xx.xx	xx.xx	xx.xx	xx.xx	xx.xx	xx.xx
United Arab Emirates	xx.xx	xx.xx	xx.xx	xx.xx	xx.xx	xx.xx	xx.xx	xx.xx
Scope total	**xx.xx**	**xx.xx**	**xx.xx**	**xx.xx**	**xx.xx**	**xx.xx**	**xx.xx**	**xx.xx**

Table 265. Middle East Airport Baggage Screening Systems Market Size, by Region, 2017-2040 (USD Million)

Region	2017	2024	2025	2026	2027	2032	2040	CAGR (%)
Israel	xx.xx	xx.xx	xx.xx	xx.xx	xx.xx	xx.xx	xx.xx	xx.xx
Qatar	xx.xx	xx.xx	xx.xx	xx.xx	xx.xx	xx.xx	xx.xx	xx.xx
Saudi Arabia	xx.xx	xx.xx	xx.xx	xx.xx	xx.xx	xx.xx	xx.xx	xx.xx
Turkey	xx.xx	xx.xx	xx.xx	xx.xx	xx.xx	xx.xx	xx.xx	xx.xx
United Arab Emirates	xx.xx	xx.xx	xx.xx	xx.xx	xx.xx	xx.xx	xx.xx	xx.xx
Others	xx.xx	xx.xx	xx.xx	xx.xx	xx.xx	xx.xx	xx.xx	xx.xx
Total	**xx.xx**	**xx.xx**	**xx.xx**	**xx.xx**	**xx.xx**	**xx.xx**	**xx.xx**	**xx.xx**

Table 266. Middle East Airport Baggage Screening Systems Market Size, by Offering, 2017-2040 (USD Million)

Offering	2017	2024	2025	2026	2027	2032	2040	CAGR (%)
Detection Equipment	xx.xx	xx.xx	xx.xx	xx.xx	xx.xx	xx.xx	xx.xx	xx.xx
Replacement Parts and Consumables	xx.xx	xx.xx	xx.xx	xx.xx	xx.xx	xx.xx	xx.xx	xx.xx
Screening Automation Equipment	xx.xx	xx.xx	xx.xx	xx.xx	xx.xx	xx.xx	xx.xx	xx.xx
Screening Software	xx.xx	xx.xx	xx.xx	xx.xx	xx.xx	xx.xx	xx.xx	xx.xx
System Services	xx.xx	xx.xx	xx.xx	xx.xx	xx.xx	xx.xx	xx.xx	xx.xx
Total	**xx.xx**	**xx.xx**	**xx.xx**	**xx.xx**	**xx.xx**	**xx.xx**	**xx.xx**	**xx.xx**

Table 267. Middle East Airport Baggage Screening Systems Market Size, by Detection Equipment, 2017-2040 (USD Million)

Detection Equipment	2017	2024	2025	2026	2027	2032	2040	CAGR (%)
Baggage Inspection Systems	xx.xx	xx.xx	xx.xx	xx.xx	xx.xx	xx.xx	xx.xx	xx.xx
Explosive Trace Detectors	xx.xx	xx.xx	xx.xx	xx.xx	xx.xx	xx.xx	xx.xx	xx.xx
Liquid and Bulk Material Analyzers	xx.xx	xx.xx	xx.xx	xx.xx	xx.xx	xx.xx	xx.xx	xx.xx
Total	**xx.xx**	**xx.xx**	**xx.xx**	**xx.xx**	**xx.xx**	**xx.xx**	**xx.xx**	**xx.xx**

Table 268. Middle East Airport Baggage Screening Systems Market Size, by System Services, 2017-2040 (USD Million)

System Services	2017	2024	2025	2026	2027	2032	2040	CAGR (%)
Equipment Training Services	xx.xx	xx.xx	xx.xx	xx.xx	xx.xx	xx.xx	xx.xx	xx.xx
Installation, Integration, and Commissioning Services	xx.xx	xx.xx	xx.xx	xx.xx	xx.xx	xx.xx	xx.xx	xx.xx
Maintenance, Repair, and Technical Support	xx.xx	xx.xx	xx.xx	xx.xx	xx.xx	xx.xx	xx.xx	xx.xx
Planning and Engineering Services	xx.xx	xx.xx	xx.xx	xx.xx	xx.xx	xx.xx	xx.xx	xx.xx
Total	**xx.xx**	**xx.xx**	**xx.xx**	**xx.xx**	**xx.xx**	**xx.xx**	**xx.xx**	**xx.xx**

Table 269. Middle East Airport Baggage Screening Systems Market Size, by Replacement Parts and Consumables, 2017-2040 (USD Million)

Replacement Parts and Consumables	2017	2024	2025	2026	2027	2032	2040	CAGR (%)
Detection Consumables	xx.xx	xx.xx	xx.xx	xx.xx	xx.xx	xx.xx	xx.xx	xx.xx
Replacement Parts and Upgrade Kits	xx.xx	xx.xx	xx.xx	xx.xx	xx.xx	xx.xx	xx.xx	xx.xx
Total	**xx.xx**	**xx.xx**	**xx.xx**	**xx.xx**	**xx.xx**	**xx.xx**	**xx.xx**	**xx.xx**

Table 270. Middle East Airport Baggage Screening Systems Market Size, by Screening Automation Equipment, 2017-2040 (USD Million)

Screening Automation Equipment	2017	2024	2025	2026	2027	2032	2040	CAGR (%)
Screening Conveyors and Sortation Equipment	xx.xx	xx.xx	xx.xx	xx.xx	xx.xx	xx.xx	xx.xx	xx.xx
Screening Lanes and Tray-Return Systems	xx.xx	xx.xx	xx.xx	xx.xx	xx.xx	xx.xx	xx.xx	xx.xx
Total	**xx.xx**	**xx.xx**	**xx.xx**	**xx.xx**	**xx.xx**	**xx.xx**	**xx.xx**	**xx.xx**

Table 271. Middle East Airport Baggage Screening Systems Market Size, by Screening Software, 2017-2040 (USD Million)

Screening Software	2017	2024	2025	2026	2027	2032	2040	CAGR (%)
Automated Threat Detection Software	xx.xx	xx.xx	xx.xx	xx.xx	xx.xx	xx.xx	xx.xx	xx.xx
Image Review and Management Software	xx.xx	xx.xx	xx.xx	xx.xx	xx.xx	xx.xx	xx.xx	xx.xx
Screener Training and Quality Assurance Software	xx.xx	xx.xx	xx.xx	xx.xx	xx.xx	xx.xx	xx.xx	xx.xx
Screening Connectivity and Fleet Management Software	xx.xx	xx.xx	xx.xx	xx.xx	xx.xx	xx.xx	xx.xx	xx.xx
Total	**xx.xx**	**xx.xx**	**xx.xx**	**xx.xx**	**xx.xx**	**xx.xx**	**xx.xx**	**xx.xx**

Table 272. Middle East Airport Baggage Screening Systems Market Size, by Detection Platform, 2017-2040 (USD Million)

Detection Platform	2017	2024	2025	2026	2027	2032	2040	CAGR (%)
Chemiluminescence Detection	xx.xx	xx.xx	xx.xx	xx.xx	xx.xx	xx.xx	xx.xx	xx.xx
Dielectric and Microwave Analysis	xx.xx	xx.xx	xx.xx	xx.xx	xx.xx	xx.xx	xx.xx	xx.xx
Fluorescence Detection	xx.xx	xx.xx	xx.xx	xx.xx	xx.xx	xx.xx	xx.xx	xx.xx
Integrated Multimodal Detection	xx.xx	xx.xx	xx.xx	xx.xx	xx.xx	xx.xx	xx.xx	xx.xx
Ion Mobility Spectrometry	xx.xx	xx.xx	xx.xx	xx.xx	xx.xx	xx.xx	xx.xx	xx.xx
Magnetic Resonance	xx.xx	xx.xx	xx.xx	xx.xx	xx.xx	xx.xx	xx.xx	xx.xx
Mass Spectrometry	xx.xx	xx.xx	xx.xx	xx.xx	xx.xx	xx.xx	xx.xx	xx.xx
Projection X-Ray Imaging	xx.xx	xx.xx	xx.xx	xx.xx	xx.xx	xx.xx	xx.xx	xx.xx
Raman Spectroscopy	xx.xx	xx.xx	xx.xx	xx.xx	xx.xx	xx.xx	xx.xx	xx.xx
Thermo-Redox Detection	xx.xx	xx.xx	xx.xx	xx.xx	xx.xx	xx.xx	xx.xx	xx.xx
X-Ray Computed Tomography	xx.xx	xx.xx	xx.xx	xx.xx	xx.xx	xx.xx	xx.xx	xx.xx
X-Ray Diffraction	xx.xx	xx.xx	xx.xx	xx.xx	xx.xx	xx.xx	xx.xx	xx.xx
Others	xx.xx	xx.xx	xx.xx	xx.xx	xx.xx	xx.xx	xx.xx	xx.xx
Total	**xx.xx**	**xx.xx**	**xx.xx**	**xx.xx**	**xx.xx**	**xx.xx**	**xx.xx**	**xx.xx**

Table 273. Middle East Airport Baggage Screening Systems Market Size, by Projection X-Ray Imaging, 2017-2040 (USD Million)

Projection X-Ray Imaging	2017	2024	2025	2026	2027	2032	2040	CAGR (%)
Multiview X-Ray Imaging	xx.xx	xx.xx	xx.xx	xx.xx	xx.xx	xx.xx	xx.xx	xx.xx
Single-View X-Ray Imaging	xx.xx	xx.xx	xx.xx	xx.xx	xx.xx	xx.xx	xx.xx	xx.xx
Total	**xx.xx**	**xx.xx**	**xx.xx**	**xx.xx**	**xx.xx**	**xx.xx**	**xx.xx**	**xx.xx**

Table 274. Middle East Airport Baggage Screening Systems Market Size, by Interoperability Architecture, 2017-2040 (USD Million)

Interoperability Architecture	2017	2024	2025	2026	2027	2032	2040	CAGR (%)
Closed Proprietary Architecture	xx.xx	xx.xx	xx.xx	xx.xx	xx.xx	xx.xx	xx.xx	xx.xx
Open Standards-Based Interoperability	xx.xx	xx.xx	xx.xx	xx.xx	xx.xx	xx.xx	xx.xx	xx.xx
Vendor-Specific Integration	xx.xx	xx.xx	xx.xx	xx.xx	xx.xx	xx.xx	xx.xx	xx.xx
Total	**xx.xx**	**xx.xx**	**xx.xx**	**xx.xx**	**xx.xx**	**xx.xx**	**xx.xx**	**xx.xx**

Table 275. Middle East Airport Baggage Screening Systems Market Size, by Screening Application, 2017-2040 (USD Million)

Screening Application	2017	2024	2025	2026	2027	2032	2040	CAGR (%)
Customs and Border Baggage Inspection	xx.xx	xx.xx	xx.xx	xx.xx	xx.xx	xx.xx	xx.xx	xx.xx
Non-Passenger Property Screening	xx.xx	xx.xx	xx.xx	xx.xx	xx.xx	xx.xx	xx.xx	xx.xx
Passenger Cabin Baggage Screening	xx.xx	xx.xx	xx.xx	xx.xx	xx.xx	xx.xx	xx.xx	xx.xx
Passenger Checked Baggage Screening	xx.xx	xx.xx	xx.xx	xx.xx	xx.xx	xx.xx	xx.xx	xx.xx
Terminal-Entrance Baggage Screening	xx.xx	xx.xx	xx.xx	xx.xx	xx.xx	xx.xx	xx.xx	xx.xx
Total	**xx.xx**	**xx.xx**	**xx.xx**	**xx.xx**	**xx.xx**	**xx.xx**	**xx.xx**	**xx.xx**

Table 276. Middle East Airport Baggage Screening Systems Market Size, by Purchasing Organization, 2017-2040 (USD Million)

Purchasing Organization	2017	2024	2025	2026	2027	2032	2040	CAGR (%)
Airlines	xx.xx	xx.xx	xx.xx	xx.xx	xx.xx	xx.xx	xx.xx	xx.xx
Airport and Terminal Operators	xx.xx	xx.xx	xx.xx	xx.xx	xx.xx	xx.xx	xx.xx	xx.xx
Contract Screening Operators	xx.xx	xx.xx	xx.xx	xx.xx	xx.xx	xx.xx	xx.xx	xx.xx
Customs and Border Authorities	xx.xx	xx.xx	xx.xx	xx.xx	xx.xx	xx.xx	xx.xx	xx.xx
Public Aviation Security Agencies	xx.xx	xx.xx	xx.xx	xx.xx	xx.xx	xx.xx	xx.xx	xx.xx
Total	**xx.xx**	**xx.xx**	**xx.xx**	**xx.xx**	**xx.xx**	**xx.xx**	**xx.xx**	**xx.xx**

Table 277. Middle East Airport Baggage Screening Systems Market Size, by System Integration, 2017-2040 (USD Million)

System Integration	2017	2024	2025	2026	2027	2032	2040	CAGR (%)
Baggage Handling-Integrated Systems	xx.xx	xx.xx	xx.xx	xx.xx	xx.xx	xx.xx	xx.xx	xx.xx
Checkpoint Lane-Integrated Systems	xx.xx	xx.xx	xx.xx	xx.xx	xx.xx	xx.xx	xx.xx	xx.xx
Standalone Screening Systems	xx.xx	xx.xx	xx.xx	xx.xx	xx.xx	xx.xx	xx.xx	xx.xx
Total	**xx.xx**	**xx.xx**	**xx.xx**	**xx.xx**	**xx.xx**	**xx.xx**	**xx.xx**	**xx.xx**

Table 278. Middle East Airport Baggage Screening Systems Market Size, by Image Review Location, 2017-2040 (USD Million)

Image Review Location	2017	2024	2025	2026	2027	2032	2040	CAGR (%)
Hybrid Image Review	xx.xx	xx.xx	xx.xx	xx.xx	xx.xx	xx.xx	xx.xx	xx.xx
Local Image Review	xx.xx	xx.xx	xx.xx	xx.xx	xx.xx	xx.xx	xx.xx	xx.xx
Off-Site Remote Image Review	xx.xx	xx.xx	xx.xx	xx.xx	xx.xx	xx.xx	xx.xx	xx.xx
On-Site Remote Image Review	xx.xx	xx.xx	xx.xx	xx.xx	xx.xx	xx.xx	xx.xx	xx.xx
Others	xx.xx	xx.xx	xx.xx	xx.xx	xx.xx	xx.xx	xx.xx	xx.xx
Total	**xx.xx**	**xx.xx**	**xx.xx**	**xx.xx**	**xx.xx**	**xx.xx**	**xx.xx**	**xx.xx**

Table 279. Middle East Airport Baggage Screening Systems Market Size, by Procurement Channel, 2017-2040 (USD Million)

Procurement Channel	2017	2024	2025	2026	2027	2032	2040	CAGR (%)
Direct Technology Suppliers	xx.xx	xx.xx	xx.xx	xx.xx	xx.xx	xx.xx	xx.xx	xx.xx
Distributors and Resellers	xx.xx	xx.xx	xx.xx	xx.xx	xx.xx	xx.xx	xx.xx	xx.xx
Independent Technical Service Providers	xx.xx	xx.xx	xx.xx	xx.xx	xx.xx	xx.xx	xx.xx	xx.xx
Systems Integration Primes	xx.xx	xx.xx	xx.xx	xx.xx	xx.xx	xx.xx	xx.xx	xx.xx
Total	**xx.xx**	**xx.xx**	**xx.xx**	**xx.xx**	**xx.xx**	**xx.xx**	**xx.xx**	**xx.xx**

Table 280. Middle East Airport Baggage Screening Systems Market Size, by Investment Purpose, 2017-2040 (USD Million)

Investment Purpose	2017	2024	2025	2026	2027	2032	2040	CAGR (%)
New Installations and Capacity Expansion	xx.xx	xx.xx	xx.xx	xx.xx	xx.xx	xx.xx	xx.xx	xx.xx
Retrofits and Upgrades	xx.xx	xx.xx	xx.xx	xx.xx	xx.xx	xx.xx	xx.xx	xx.xx
System Replacement	xx.xx	xx.xx	xx.xx	xx.xx	xx.xx	xx.xx	xx.xx	xx.xx
Others	xx.xx	xx.xx	xx.xx	xx.xx	xx.xx	xx.xx	xx.xx	xx.xx
Total	**xx.xx**	**xx.xx**	**xx.xx**	**xx.xx**	**xx.xx**	**xx.xx**	**xx.xx**	**xx.xx**

Sources & Evidence

1. House Report 119-173 - Department of Homeland Security Appropriations Bill, 2026

   · Evidence informing the 2030 market-value input; displayed series and growth include calculations: The aging installed fleet supports replacement demand, but does not establish the forecast's realization dates or annual purchasing rate. ([govinfo.gov](https://www.govinfo.gov/content/pkg/CRPT-119hrpt173/html/CRPT-119hrpt173.htm))

   · Evidence informing forecast-year allocation inputs; displayed values and growth are calculated: The report identifies xx.xx end-of-life systems within a xx.xx-system checked-baggage fleet. This constrains renewal exposure, not realized annual purchasing or a verified global replacement deadline.

   · Evidence informing base-year allocation inputs; displayed values and growth are calculated: Reports a TSA checked-baggage fleet of xx.xx EDS, including xx.xx at end-of-life, and assigns purchase, installation and maintenance responsibilities to TSA. Supports agency fleet calibration and renewal pressure, not the assumed forecast uplift.

   · Evidence informing forecast-year allocation inputs; displayed values and growth are calculated: Reports a TSA checked-baggage fleet of xx.xx EDS, including xx.xx at end-of-life, and assigns purchase, installation and maintenance responsibilities to TSA. Supports agency fleet calibration and renewal pressure, not the assumed forecast uplift.

   · Evidence informing forecast-year allocation inputs; displayed values and growth are calculated: The report identifies xx.xx end-of-life EDS within a xx.xx-unit U.S. checked-baggage fleet, citing the FY2024 capital plan. The derived xx.xx% backlog constrains the aging-fleet premise, but is neither an annual turnover rate nor a funded global replacement forecast.

2. GAO-24-106573 - DHS Annual Assessment: Most Programs Are Meeting Current Goals, but Some Continue to Face Cost and Schedule Challenges
   - Evidence informing the 2026 market-value input; displayed series and growth include calculations: Reports plans for xx.xx checkpoint systems and xx.xx increment-one deployments by September 2023; supports an incomplete replacement cycle rather than universal CT adoption. ([gao.gov](https://www.gao.gov/assets/gao-xx.xx-xx.xx.pdf))
   - Evidence informing base-year allocation inputs; displayed values and growth are calculated: Reports xx.xx AT/CT, xx.xx base, xx.xx mid-size and xx.xx full-size deployments by September 2023; supplies configuration proxies and an incomplete-renewal constraint, not contractual architecture shares. ([gao.gov](https://www.gao.gov/assets/gao-xx.xx-xx.xx.pdf))
   - Evidence informing forecast-year allocation inputs; displayed values and growth are calculated: Reports xx.xx AT/CT, xx.xx base, xx.xx mid-size and xx.xx full-size deployments by September 2023; supplies configuration proxies and an incomplete-renewal constraint, not contractual architecture shares. ([gao.gov](https://www.gao.gov/assets/gao-xx.xx-xx.xx.pdf))
   - Evidence informing base-year allocation inputs; displayed values and growth are calculated: The deployed configuration mix underlies the xx.xx/xx.xx newer-cohort and xx.xx/xx.xx older-cohort proxy calculations; global and contractual attribution remain modeled. ([gao.gov](https://www.gao.gov/assets/gao-xx.xx-xx.xx.pdf))
   - Evidence informing forecast-year allocation inputs; displayed values and growth are calculated: The deployed configuration mix underlies the xx.xx/xx.xx newer-cohort and xx.xx/xx.xx older-cohort proxy calculations; global and contractual attribution remain modeled. ([gao.gov](https://www.gao.gov/assets/gao-xx.xx-xx.xx.pdf))
   - Evidence informing base-year allocation inputs; displayed values and growth are calculated: The assessment records xx.xx checkpoint systems deployed by September 2023 against an eventual xx.xx-system program. This supports an incomplete replacement cycle and qualifies any assumption of universal CT adoption.
   - Evidence informing forecast-year allocation inputs; displayed values and growth are calculated: The assessment records xx.xx checkpoint systems deployed by September 2023 against an eventual xx.xx-system program. This supports an incomplete replacement cycle and qualifies any assumption of universal CT adoption.
   - Evidence informing base-year allocation inputs; displayed values and growth are calculated: Reports a September 2023 U.S. CT cohort containing xx.xx AT/CT and xx.xx base systems, providing counterevidence to assigning all CT activity automatically to integrated lanes.
   - Evidence informing forecast-year allocation inputs; displayed values and growth are calculated: Reports a September 2023 U.S. CT cohort containing xx.xx AT/CT and xx.xx base systems, providing counterevidence to assigning all CT activity automatically to integrated lanes.
   - Evidence informing base-year allocation inputs; displayed values and growth are calculated: Reports xx.xx mid-size and xx.xx full-size systems within xx.xx deployed CT systems; supports differentiated configuration assumptions rather than treating technology adoption as an integration-share observation.
   - Evidence informing forecast-year allocation inputs; displayed values and growth are calculated: Reports xx.xx mid-size and xx.xx full-size systems within xx.xx deployed CT systems; supports differentiated configuration assumptions rather than treating technology adoption as an integration-share observation.
   - Evidence informing base-year allocation inputs; displayed values and growth are calculated: The 2024 assessment records xx.xx checkpoint deployments as of September 2023 against xx.xx planned systems replacing aging equipment. It supports staged renewal, but does not establish current deployment completion or the modeled 2032 share.
   - Evidence informing forecast-year allocation inputs; displayed values and growth are calculated: The 2024 assessment records xx.xx checkpoint deployments as of September 2023 against xx.xx planned systems replacing aging equipment. It supports staged renewal, but does not establish current deployment completion or the modeled 2032 share.
   - Evidence informing forecast-year allocation inputs; displayed values and growth are calculated: The program separately anticipates enhancements to fielded systems, supporting a retained-equipment commercial pathway without supplying an attributable upgrade-revenue split.

3. Global Airport Passenger Traffic Reaches Record 9.8 Billion in 2025, Airports Council International World reports

   · Evidence informing the 2026 market-value input; displayed series and growth include calculations: Reports cooling passenger-growth momentum in 2026, supporting moderation of traffic-driven equipment expansion despite continuing replacement demand. ([aci.aero](https://aci.aero/2026/xx.xx/xx.xx/global-airport-passenger-traffic-reaches-record-xx.xx-xx.xx-billion-in-2025-airports-council-international-world-reports/))

   · Evidence informing forecast-year allocation inputs; displayed values and growth are calculated: The reported first-half 2026 decline of xx.xx% constrains the recovery scenario.

4. Smiths Group PLC - Full Year Results for the 12 Months Ended 31 July 2025
   - Evidence informing the 2024 market-value input; displayed series and growth include calculations: Discloses aviation original-equipment revenue of xx.xx and aftermarket revenue of xx.xx for FY2024; supplies historical cycle proxies. ([www-live.smiths.com](https://www-live.smiths.com/media/snqpxwkd/smiths-group-plc-annual-results-2025-press-release.pdf))
   - Evidence informing the 2027 market-value input; displayed series and growth include calculations: Reports approximately xx.xx cumulative CTiX sales and continuing aviation upgrade demand; supports replacement activity, not an observed global forecast. ([www-live.smiths.com](https://www-live.smiths.com/media/snqpxwkd/smiths-group-plc-annual-results-2025-press-release.pdf))
   - Evidence informing base-year allocation inputs; displayed values and growth are calculated: FY2025 aviation original-equipment revenue of GBP xx.xx provides an independent equipment-activity scale check, not a global category share. ([www-live.smiths.com](https://www-live.smiths.com/media/snqpxwkd/smiths-group-plc-annual-results-2025-press-release.pdf))
   - Evidence informing forecast-year allocation inputs; displayed values and growth are calculated: FY2025 aviation original-equipment revenue of GBP xx.xx provides an independent equipment-activity scale check, not a global category share. ([www-live.smiths.com](https://www-live.smiths.com/media/snqpxwkd/smiths-group-plc-annual-results-2025-press-release.pdf))
   - Evidence informing base-year allocation inputs; displayed values and growth are calculated: Approximately xx.xx cumulative CTiX sales corroborate commercial imaging activity and replacement demand; they do not measure annual global sales. ([www-live.smiths.com](https://www-live.smiths.com/media/snqpxwkd/smiths-group-plc-annual-results-2025-press-release.pdf))
   - Evidence informing forecast-year allocation inputs; displayed values and growth are calculated: Approximately xx.xx cumulative CTiX sales corroborate commercial imaging activity and replacement demand; they do not measure annual global sales. ([www-live.smiths.com](https://www-live.smiths.com/media/snqpxwkd/smiths-group-plc-annual-results-2025-press-release.pdf))
   - Evidence informing base-year allocation inputs; displayed values and growth are calculated: GBP xx.xx aviation aftermarket revenue supports lifecycle materiality while qualifying transfer of one supplier's mix to the global service allocation. ([www-live.smiths.com](https://www-live.smiths.com/media/snqpxwkd/smiths-group-plc-annual-results-2025-press-release.pdf))
   - Evidence informing forecast-year allocation inputs; displayed values and growth are calculated: GBP xx.xx aviation aftermarket revenue supports lifecycle materiality while qualifying transfer of one supplier's mix to the global service allocation. ([www-live.smiths.com](https://www-live.smiths.com/media/snqpxwkd/smiths-group-plc-annual-results-2025-press-release.pdf))
   - Evidence informing base-year allocation inputs; displayed values and growth are calculated: Reports approximately xx.xx cumulative CTiX sales and continuing aviation upgrade demand; cumulative sales constrain commercial scale but are not annual global shipments. ([www-live.smiths.com](https://www-live.smiths.com/media/snqpxwkd/smiths-group-plc-annual-results-2025-press-release.pdf))
   - Evidence informing forecast-year allocation inputs; displayed values and growth are calculated: Reports approximately xx.xx cumulative CTiX sales and continuing aviation upgrade demand; cumulative sales constrain commercial scale but are not annual global shipments. ([www-live.smiths.com](https://www-live.smiths.com/media/snqpxwkd/smiths-group-plc-annual-results-2025-press-release.pdf))
   - Evidence informing base-year allocation inputs; displayed values and growth are calculated: Reports four operating XDi units as of July 2025 and pending regulatory certification, constraining the small XRD cohort and qualifying aggressive commercialization assumptions.
   - Evidence informing forecast-year allocation inputs; displayed values and growth are calculated: Reports four operating XDi units as of July 2025 and pending regulatory certification, constraining the small XRD cohort and qualifying aggressive commercialization assumptions.
   - Evidence informing forecast-year allocation inputs; displayed values and growth are calculated: Reported checkpoint modernization provides a commercial reason to model substitution from discrete legacy offerings; the filing does not disclose standalone configuration revenue.
   - Evidence informing forecast-year allocation inputs; displayed values and growth are calculated: FY2025

5. Smiths Group PLC - Annual Report & Accounts FY2023
   · Evidence informing the 2022 market-value input; displayed series and growth include calculations: Reports FY2022 aviation original-equipment revenue of xx.xx, used as a dimensionless historical capital-cycle proxy. ([www-live.smiths.com](https://www-live.smiths.com/media/phjp1j44/smiths-annual-report-2023.pdf))
   · Evidence informing the 2023 market-value input; displayed series and growth include calculations: Reports FY2023 aviation original-equipment revenue of xx.xx and aftermarket revenue of xx.xx; supports the modeled recovery direction. ([www-live.smiths.com](https://www-live.smiths.com/media/phjp1j44/smiths-annual-report-2023.pdf))
6. Smiths Group PLC - Annual Report FY2022
   · Evidence informing the 2021 market-value input; displayed series and growth include calculations: Reports FY2021 aviation revenue of xx.xx, providing a historical purchasing-cycle reference rather than a global observation. ([www-live.smiths.com](https://www-live.smiths.com/media/xjvdpblr/smiths-annual-report-2022-report.pdf))
   · Evidence informing the 2022 market-value input; displayed series and growth include calculations: Reports FY2022 aviation revenue of xx.xx and continued weakness in aviation original equipment; supports a delayed capital-spending trough. ([www-live.smiths.com](https://www-live.smiths.com/media/xjvdpblr/smiths-annual-report-2022-report.pdf))
7. Smiths Group PLC - Annual Results for the Year Ended 31 July 2019
   · Evidence informing the 2018 market-value input; displayed series and growth include calculations: Reports FY2018 aviation revenue of xx.xx, supplying the historical comparison underlying the backcast. ([smiths.com](https://www.smiths.com/media/u4wla1bw/smiths-group-plc-annual-results-2019-press-release.pdf))
   · Evidence informing the 2019 market-value input; displayed series and growth include calculations: Reports FY2019 aviation revenue of xx.xx and customer delivery deferrals, qualifying a traffic-only growth model. ([smiths.com](https://www.smiths.com/media/u4wla1bw/smiths-group-plc-annual-results-2019-press-release.pdf))
   · Evidence informing the 2020 market-value input; displayed series and growth include calculations: Identifies deliveries deferred into FY2020; supports the possibility of backlog-supported spending despite a contemporaneous traffic shock, not the exact modeled growth rate. ([smiths.com](https://www.smiths.com/media/u4wla1bw/smiths-group-plc-annual-results-2019-press-release.pdf))
8. ACI World - The High-Wire Balancing Act: Global Air Transport Demand in 2018 and 2019
   · Evidence informing the 2017 market-value input; displayed series and growth include calculations: Reports xx.xx airport passengers and xx.xx% growth in 2018; the growth observation informs the 2017 backcast bridge. ([blog.aci.aero](https://blog.aci.aero/airport-economics/the-high-wire-balancing-act-global-air-transport-demand-in-2018-and-2019/))
   · Evidence informing the 2018 market-value input; displayed series and growth include calculations: Provides the observed 2018 traffic-growth reference, not an equipment-market growth observation. ([blog.aci.aero](https://blog.aci.aero/airport-economics/the-high-wire-balancing-act-global-air-transport-demand-in-2018-and-2019/))
9. ICAO A42-WP/556 - State of the Industry and Outlook for Airport Traffic, Presented by ACI
   · Evidence informing the 2020 market-value input; displayed series and growth include calculations: Records the collapse from xx.xx airport passengers in 2019 to xx.xx in 2020; constrains the shock and funding-risk interpretation. ([icao.int](https://www.icao.int/sites/default/files/Meetings/a42/Documents/WP/wp_556_en.pdf))
   · Evidence informing the 2021 market-value input; displayed series and growth include calculations: Reports xx.xx airport passengers in 2021, supporting a prolonged funding and activity shock. ([icao.int](https://www.icao.int/sites/default/files/Meetings/a42/Documents/WP/wp_556_en.pdf))
   · Evidence informing the 2023 market-value input; displayed series and growth include calculations: Reports xx.xx airport passengers in 2023; traffic recovery is distinguished from equipment purchasing. ([icao.int](https://www.icao.int/sites/default/files/Meetings/a42/Documents/WP/wp_556_en.pdf))
   · Evidence informing the 2024 market-value input; displayed series and growth include calculations: Reports xx.xx airport passengers in 2024, providing a demand recovery cross-check. ([icao.int](https://www.icao.int/sites/default/files/Meetings/a42/Documents/WP/wp_556_en.pdf))

10. Port of Seattle - Baggage Handling System Optimization
    - Evidence informing the 2029 market-value input; displayed series and growth include calculations: Seattle plans to consolidate six baggage-screening systems, increase supported passenger capacity, and reduce screening-machine demand. Supports integration spending without one-for-one detector growth. ([portseattle.org](https://www.portseattle.org/projects/baggage-handling-system-optimization))
    - Evidence informing the 2032 market-value input; displayed series and growth include calculations: The consolidation example constrains equipment-volume assumptions; its whole baggage-handling project value is excluded from market sizing. ([portseattle.org](https://www.portseattle.org/projects/baggage-handling-system-optimization))
    - Evidence informing the 2040 market-value input; displayed series and growth include calculations: Provides a commercial counterexample to extrapolating passenger growth directly into machine counts throughout the long-range forecast. ([portseattle.org](https://www.portseattle.org/projects/baggage-handling-system-optimization))
    - Evidence informing forecast-year allocation inputs; displayed values and growth are calculated: Consolidation of six systems with reduced machine demand qualifies a traffic-to-detector-volume forecast. ([portseattle.org](https://www.portseattle.org/projects/baggage-handling-system-optimization))
    - Evidence informing forecast-year allocation inputs; displayed values and growth are calculated: The consolidation project supports integration-driven conveyor demand, but its whole-project value is excluded. ([portseattle.org](https://www.portseattle.org/projects/baggage-handling-system-optimization))
    - Evidence informing forecast-year allocation inputs; displayed values and growth are calculated: Brownfield consolidation supports the integration-demand premise, not the forecast's exact service growth factor. ([portseattle.org](https://www.portseattle.org/projects/baggage-handling-system-optimization))
    - Evidence informing forecast-year allocation inputs; displayed values and growth are calculated: The airport replaces six separate screening systems with centralized screening and expects reduced screening-machine demand while expanding capacity. This supplies a counterforce to volume-only checked-baggage forecasting.
    - Evidence informing base-year allocation inputs; displayed values and growth are calculated: Seattle is consolidating six screening systems, expects reduced screening-machine demand and schedules final-phase completion in 2029. Supports integration demand while constraining detector-volume growth; the whole-project budget is excluded.
    - Evidence informing forecast-year allocation inputs; displayed values and growth are calculated: Seattle is consolidating six screening systems, expects reduced screening-machine demand and schedules final-phase completion in 2029. Supports integration demand while constraining detector-volume growth; the whole-project budget is excluded.
    - Evidence informing forecast-year allocation inputs; displayed values and growth are calculated: Seattle's project combines increased screening capacity with consolidation from six screening systems and reduced screening-machine demand. This constrains the forecast assumption that capacity growth requires proportional equipment additions.
    - Evidence informing forecast-year allocation inputs; displayed values and growth are calculated: Replacement and capacity objectives coexist within the project. Its wider baggage-handling budget is not treated as screening-equipment revenue or assigned additively to multiple purposes.
11. Smiths Group PLC - Half Year Results for the Six Months Ended 31 January 2026
    - Evidence informing the 2026 market-value input; displayed series and growth include calculations: Reports xx.xx% organic growth for Smiths Detection in HY2026, with aviation checkpoint upgrades contributing. Supports a positive 2026 nowcast, not a directly observed global growth rate. ([www-live.smiths.com](https://www-live.smiths.com/media/villk35h/smiths-hy26-results-press-release.pdf))
12. ACI World - Biannual global air travel demand update, 30 September 2025
    - Evidence informing base-year allocation inputs; displayed values and growth are calculated: Regional traffic-scale input before the modeled Turkey and Israel bridge.
    - Evidence informing forecast-year allocation inputs; displayed values and growth are calculated: Regional traffic-scale input before the modeled Turkey and Israel bridge.

13. DHMİ - Havayolunda Cumhuriyet Tarihinin Rekoru, 9 January 2026
    - Evidence informing base-year allocation inputs; displayed values and growth are calculated: Turkey's xx.xx-million 2025 passenger aggregate constrains its rounded traffic input.
    - Evidence informing forecast-year allocation inputs; displayed values and growth are calculated: Turkey's xx.xx-million 2025 passenger aggregate constrains its rounded traffic input.
    - Evidence informing base-year allocation inputs; displayed values and growth are calculated: Supports the traffic rebasing into the captured Middle Eastern parent.
    - Evidence informing forecast-year allocation inputs; displayed values and growth are calculated: Supports the traffic rebasing into the captured Middle Eastern parent.
14. Smiths Detection - DAEP checkpoint screening contract for Dubai International Airport, 7 May 2025
    - Evidence informing base-year allocation inputs; displayed values and growth are calculated: Establishes the Dubai engineering purchaser and awarded checkpoint scope, not annual revenue or completed deployment.
    - Evidence informing forecast-year allocation inputs; displayed values and growth are calculated: Establishes the Dubai engineering purchaser and awarded checkpoint scope, not annual revenue or completed deployment.
    - Evidence informing base-year allocation inputs; displayed values and growth are calculated: Purchaser-specific award evidence supports a bounded premium-mix premise, not a GCC-wide allocation.
    - Evidence informing forecast-year allocation inputs; displayed values and growth are calculated: Purchaser-specific award evidence supports a bounded premium-mix premise, not a GCC-wide allocation.

15. CATSA 2025 Annual Report - Notes to the Financial Statements

- Evidence informing base-year allocation inputs; displayed values and growth are calculated: FY2024/xx.xx accounts disclose C$xx.xx maintenance/spares and C$xx.xx training/certification, supporting the service-budget calibration but not global baggage-only shares. ([catsa-acsta.gc.ca](https://www.catsa-acsta.gc.ca/en/publications/2025-annual-report/notes-financial-statements))
- Evidence informing forecast-year allocation inputs; displayed values and growth are calculated: FY2024/xx.xx accounts disclose C$xx.xx maintenance/spares and C$xx.xx training/certification, supporting the service-budget calibration but not global baggage-only shares. ([catsa-acsta.gc.ca](https://www.catsa-acsta.gc.ca/en/publications/2025-annual-report/notes-financial-statements))
- Evidence informing base-year allocation inputs; displayed values and growth are calculated: Maintenance and spare parts are combined in the accounts; the labor-versus-goods split therefore remains modeled. ([catsa-acsta.gc.ca](https://www.catsa-acsta.gc.ca/en/publications/2025-annual-report/notes-financial-statements))
- Evidence informing forecast-year allocation inputs; displayed values and growth are calculated: Maintenance and spare parts are combined in the accounts; the labor-versus-goods split therefore remains modeled. ([catsa-acsta.gc.ca](https://www.catsa-acsta.gc.ca/en/publications/2025-annual-report/notes-financial-statements))
- Evidence informing base-year allocation inputs; displayed values and growth are calculated: The C$xx.xx training/certification expense supplies the numerator of the adjusted training-to-capital proxy. ([catsa-acsta.gc.ca](https://www.catsa-acsta.gc.ca/en/publications/2025-annual-report/notes-financial-statements))
- Evidence informing forecast-year allocation inputs; displayed values and growth are calculated: The C$xx.xx training/certification expense supplies the numerator of the adjusted training-to-capital proxy. ([catsa-acsta.gc.ca](https://www.catsa-acsta.gc.ca/en/publications/2025-annual-report/notes-financial-statements))
- Evidence informing base-year allocation inputs; displayed values and growth are calculated: C$xx.xx trace/consumables is distinct from maintenance/spares and supplies the contrary consumables-intensity comparator, not a global observation. ([catsa-acsta.gc.ca](https://www.catsa-acsta.gc.ca/en/publications/2025-annual-report/notes-financial-statements))
- Evidence informing forecast-year allocation inputs; displayed values and growth are calculated: C$xx.xx trace/consumables is distinct from maintenance/spares and supplies the contrary consumables-intensity comparator, not a global observation. ([catsa-acsta.gc.ca](https://www.catsa-acsta.gc.ca/en/publications/2025-annual-report/notes-financial-statements))
- Evidence informing base-year allocation inputs; displayed values and growth are calculated: Separately reports C$xx.xx maintenance/spares, C$xx.xx trace/consumables and C$xx.xx training/certification, constraining attributable agency lifecycle expenditure.
- Evidence informing base-year allocation inputs; displayed values and growth are calculated: Separates screening-contractor payments from equipment support, preventing staffing expenditure from becoming equipment-market purchasing.
- Evidence informing forecast-year allocation inputs; displayed values and growth are calculated: Separately reports C$xx.xx maintenance/spares, C$xx.xx trace/consumables and C$xx.xx training/certification, constraining attributable agency lifecycle expenditure.
- Evidence informing forecast-year allocation inputs; displayed values and growth are calculated: Separates screening-contractor payments from equipment support, preventing staffing expenditure from becoming equipment-market purchasing.
- Evidence informing base-year allocation inputs; displayed values and growth are calculated: Audited expense disclosure reports C$xx.xx for maintenance and spare parts in the year ended March xx.xx 2025. It constrains support-spending materiality, not the amount attributable to an independent provider. ([catsa-acsta.gc.ca](https://www.catsa-acsta.gc.ca/en/publications/2025-annual-report/notes-financial-statements))

16. CATSA 2025 Annual Report - Management's Discussion and Analysis
    - Evidence informing base-year allocation inputs; displayed values and growth are calculated: EDS capital expenditure of C$xx.xx includes equipment and installation/integration and supplies the training-calibration denominator, subject to baggage attribution. ([catsa-acsta.gc.ca](https://www.catsa-acsta.gc.ca/en/publications/2025-annual-report/management-discussion-and-analysis))
    - Evidence informing forecast-year allocation inputs; displayed values and growth are calculated: EDS capital expenditure of C$xx.xx includes equipment and installation/integration and supplies the training-calibration denominator, subject to baggage attribution. ([catsa-acsta.gc.ca](https://www.catsa-acsta.gc.ca/en/publications/2025-annual-report/management-discussion-and-analysis))
    - Evidence informing base-year allocation inputs; displayed values and growth are calculated: The capital definition includes associated installation and integration, supporting the distinction between deployment services and equipment value. ([catsa-acsta.gc.ca](https://www.catsa-acsta.gc.ca/en/publications/2025-annual-report/management-discussion-and-analysis))
    - Evidence informing forecast-year allocation inputs; displayed values and growth are calculated: The capital definition includes associated installation and integration, supporting the distinction between deployment services and equipment value. ([catsa-acsta.gc.ca](https://www.catsa-acsta.gc.ca/en/publications/2025-annual-report/management-discussion-and-analysis))
    - Evidence informing forecast-year allocation inputs; displayed values and growth are calculated: Actual spending, original budget and reprofile amounts constrain the forecast's purchasing-execution interpretation; they are not a global growth rate. ([catsa-acsta.gc.ca](https://www.catsa-acsta.gc.ca/en/publications/2025-annual-report/management-discussion-and-analysis))
    - Evidence informing base-year allocation inputs; displayed values and growth are calculated: FY2024/xx.xx pre-board capital appropriations used were C$xx.xx. This supplies the Canadian purchasing comparison and a component of the non-passenger-to-cabin activity proxy, not a global share.
    - Evidence informing forecast-year allocation inputs; displayed values and growth are calculated: FY2024/xx.xx pre-board capital appropriations used were C$xx.xx. This supplies the Canadian purchasing comparison and a component of the non-passenger-to-cabin activity proxy, not a global share.
    - Evidence informing base-year allocation inputs; displayed values and growth are calculated: FY2024/xx.xx hold-baggage capital appropriations used were C$xx.xx; this constrains the independent application-capital comparison.
    - Evidence informing base-year allocation inputs; displayed values and growth are calculated: FY2024/xx.xx non-passenger capital appropriations used were C$xx.xx, below the original C$xx.xx budget. Actual purchasing informs the proxy and qualifies automatic announcement-to-revenue conversion.
    - Evidence informing forecast-year allocation inputs; displayed values and growth are calculated: FY2024/xx.xx non-passenger capital appropriations used were C$xx.xx, below the original C$xx.xx budget. Actual purchasing informs the proxy and qualifies automatic announcement-to-revenue conversion.
    - Evidence informing base-year allocation inputs; displayed values and growth are calculated: Reports C$xx.xx EDS capital expenditure for FY2024/xx.xx and identifies both baggage equipment and full-body scanners in the capital scope, requiring a baggage-attribution adjustment.
    - Evidence informing forecast-year allocation inputs; displayed values and growth are calculated: Reports C$xx.xx EDS capital expenditure for FY2024/xx.xx and identifies both baggage equipment and full-body scanners in the capital scope, requiring a baggage-attribution adjustment.
    - Evidence informing forecast-year allocation inputs; displayed values and growth are calculated: EDS outturn was C$xx.xx versus an original C$xx.xx plan and revised C$xx.xx budget. Reprofiling constrains assumed award conversion and deployment timing; it does not measure procurement-channel mix. ([catsa-acsta.gc.ca](https://www.catsa-acsta.gc.ca/en/publications/2025-annual-report/management-discussion-and-analysis))
    - Evidence informing base-year allocation inputs; displayed values and growth are calculated: The actual capital-project list identifies hold-baggage capacity expansion at Montréal-Trudeau, supporting the expansion classification, not its modeled global revenue weight.
    - Evidence informing forecast-year allocation inputs; displayed values and growth are calculated: The actual capital-project list identifies hold-baggage capacity expansion at Montréal-Trudeau, supporting the expansion classification, not its modeled global revenue weight.
    - Evidence informing base-year allocation inputs; displayed values and growth are calculated: The actual project list includes checkpoint CT deployment and hold-baggage oversize-equipment lifecycle management, supporting renewal activity without disclosing its purpose-specific spending.
    - Evidence informing forecast-year allocation inputs; displayed values and growth are calculated: The actual project list includes checkpoint CT deployment and hold-baggage oversize-equipment lifecycle management,

17. Aviation security screening approved equipment list
    - Evidence informing base-year allocation inputs; displayed values and growth are calculated: Baggage EDS/EDSCB and conventional X-ray classes support the inspection-system boundary, not sales weights. ([gov.uk](https://www.gov.uk/government/collections/aviation-security-screening-approved-equipment-list))
    - Evidence informing forecast-year allocation inputs; displayed values and growth are calculated: Baggage EDS/EDSCB and conventional X-ray classes support the inspection-system boundary, not sales weights. ([gov.uk](https://www.gov.uk/government/collections/aviation-security-screening-approved-equipment-list))
    - Evidence informing base-year allocation inputs; displayed values and growth are calculated: Liquid detectors are a distinct cabin-baggage category; the complete bulk-material extension remains modeled within the captured boundary. ([gov.uk](https://www.gov.uk/government/collections/aviation-security-screening-approved-equipment-list))
    - Evidence informing forecast-year allocation inputs; displayed values and growth are calculated: Liquid detectors are a distinct cabin-baggage category; the complete bulk-material extension remains modeled within the captured boundary. ([gov.uk](https://www.gov.uk/government/collections/aviation-security-screening-approved-equipment-list))
    - Evidence informing base-year allocation inputs; displayed values and growth are calculated: ETD serves baggage and other applications, requiring explicit baggage attribution rather than allocating all detector sales here. ([gov.uk](https://www.gov.uk/government/collections/aviation-security-screening-approved-equipment-list))
    - Evidence informing forecast-year allocation inputs; displayed values and growth are calculated: ETD serves baggage and other applications, requiring explicit baggage attribution rather than allocating all detector sales here. ([gov.uk](https://www.gov.uk/government/collections/aviation-security-screening-approved-equipment-list))
    - Evidence informing base-year allocation inputs; displayed values and growth are calculated: Dedicated ETD consumables are separately recognized, supporting goods classification without establishing spending or unrestricted interchangeability. ([gov.uk](https://www.gov.uk/government/collections/aviation-security-screening-approved-equipment-list))
    - Evidence informing forecast-year allocation inputs; displayed values and growth are calculated: Dedicated ETD consumables are separately recognized, supporting goods classification without establishing spending or unrestricted interchangeability. ([gov.uk](https://www.gov.uk/government/collections/aviation-security-screening-approved-equipment-list))
18. Quantifying the Impacts of Delayed Maintenance of Airport Assets: A Guide - Chapter 6, Baggage Handling Systems
    - Evidence informing base-year allocation inputs; displayed values and growth are calculated: The baggage-handling cost study uses a modeled xx.xx% labor share, adopted only as an adjacent support-cost proxy. ([nationalacademies.org](https://www.nationalacademies.org/read/xx.xx/chapter/xx.xx))
    - Evidence informing forecast-year allocation inputs; displayed values and growth are calculated: The baggage-handling cost study uses a modeled xx.xx% labor share, adopted only as an adjacent support-cost proxy. ([nationalacademies.org](https://www.nationalacademies.org/read/xx.xx/chapter/xx.xx))
    - Evidence informing base-year allocation inputs; displayed values and growth are calculated: Its corresponding modeled xx.xx% parts share calibrates the labor/goods separation; it is not an observed screening-equipment ratio. ([nationalacademies.org](https://www.nationalacademies.org/read/xx.xx/chapter/xx.xx))
    - Evidence informing forecast-year allocation inputs; displayed values and growth are calculated: Its corresponding modeled xx.xx% parts share calibrates the labor/goods separation; it is not an observed screening-equipment ratio. ([nationalacademies.org](https://www.nationalacademies.org/read/xx.xx/chapter/xx.xx))

19. Procurement of Next Generation Security Checkpoint Equipment - Contract Award Notice

- Evidence informing base-year allocation inputs; displayed values and growth are calculated: The seven-system award includes automated tray return, demonstrating bundled purchasing but no separately priced hardware allocation. ([sell2wales.gov.wales](https://www.sell2wales.gov.wales/search/show/search_view.aspx?ID=NOV417275))
- Evidence informing forecast-year allocation inputs; displayed values and growth are calculated: The seven-system award includes automated tray return, demonstrating bundled purchasing but no separately priced hardware allocation. ([sell2wales.gov.wales](https://www.sell2wales.gov.wales/search/show/search_view.aspx?ID=NOV417275))
- Evidence informing base-year allocation inputs; displayed values and growth are calculated: The integrated CT/tray-return scope constrains the automation interface boundary; it does not value general airport conveyors. ([sell2wales.gov.wales](https://www.sell2wales.gov.wales/search/show/search_view.aspx?ID=NOV417275))
- Evidence informing forecast-year allocation inputs; displayed values and growth are calculated: The integrated CT/tray-return scope constrains the automation interface boundary; it does not value general airport conveyors. ([sell2wales.gov.wales](https://www.sell2wales.gov.wales/search/show/search_view.aspx?ID=NOV417275))
- Evidence informing base-year allocation inputs; displayed values and growth are calculated: Central image processing is an explicit purchased function, without a separately disclosed license price. ([sell2wales.gov.wales](https://www.sell2wales.gov.wales/search/show/search_view.aspx?ID=NOV417275))
- Evidence informing forecast-year allocation inputs; displayed values and growth are calculated: Central image processing is an explicit purchased function, without a separately disclosed license price. ([sell2wales.gov.wales](https://www.sell2wales.gov.wales/search/show/search_view.aspx?ID=NOV417275))
- Evidence informing base-year allocation inputs; displayed values and growth are calculated: Supply, installation and commissioning are included deliverables, supporting deployment-service attribution without establishing its percentage. ([sell2wales.gov.wales](https://www.sell2wales.gov.wales/search/show/search_view.aspx?ID=NOV417275))
- Evidence informing forecast-year allocation inputs; displayed values and growth are calculated: Supply, installation and commissioning are included deliverables, supporting deployment-service attribution without establishing its percentage. ([sell2wales.gov.wales](https://www.sell2wales.gov.wales/search/show/search_view.aspx?ID=NOV417275))
- Evidence informing base-year allocation inputs; displayed values and growth are calculated: The October xx.xx 2022 award covers seven systems combining cabin CT, tray return, image processing and deployment responsibilities. It supports integrated purchased scope, not completed delivery or a global sales weight.
- Evidence informing forecast-year allocation inputs; displayed values and growth are calculated: The October xx.xx 2022 award covers seven systems combining cabin CT, tray return, image processing and deployment responsibilities. It supports integrated purchased scope, not completed delivery or a global sales weight.
- Evidence informing base-year allocation inputs; displayed values and growth are calculated: The integrated Newcastle procurement reports a GBP xx.xx-xx.xx offer range but no physical review-room location; its value cannot be assigned automatically to local review. ([sell2wales.gov.wales](https://www.sell2wales.gov.wales/search/show/search_view.aspx?ID=NOV417275))
- Evidence informing forecast-year allocation inputs; displayed values and growth are calculated: The integrated Newcastle procurement reports a GBP xx.xx-xx.xx offer range but no physical review-room location; its value cannot be assigned automatically to local review. ([sell2wales.gov.wales](https://www.sell2wales.gov.wales/search/show/search_view.aspx?ID=NOV417275))
- Evidence informing base-year allocation inputs; displayed values and growth are calculated: Central image processing is included, but a separate on-site room is not specified; constrains classification rather than supplying a remote-review sales weight. ([sell2wales.gov.wales](https://www.sell2wales.gov.wales/search/show/search_view.aspx?ID=NOV417275))
- Evidence informing forecast-year allocation inputs; displayed values and growth are calculated: Central image processing is included, but a separate on-site room is not specified; constrains classification rather than supplying a remote-review sales weight. ([sell2wales.gov.wales](https://www.sell2wales.gov.wales/search/show/search_view.aspx?ID=NOV417275))
- Evidence informing base-year allocation inputs; displayed values and growth are calculated: The bundled award does not identify a mixed-location package or its attributable price, preventing automatic hybrid classification. ([sell2wales.gov.wales](https://www.sell2wales.gov.wales/search/show/search_view.aspx?ID=NOV417275))
- Evidence informing forecast-year allocation inputs; displayed values and growth are calculated: The bundled award does not identify a mixed-location package or its attributable price, preventing automatic hybrid classification.

20. AI for Monitoring Aviation Security: Fraport and German Federal Police Start Regular Operation of APIDS
    - Evidence informing forecast-year allocation inputs; displayed values and growth are calculated: January xx.xx 2026 APIDS deployment demonstrates additional software adoption, without establishing separate revenue. ([fraport.com](https://www.fraport.com/en/newsroom/press-releases/2026/q1/ai-for-monitoring-aviation-security.html))
    - Evidence informing forecast-year allocation inputs; displayed values and growth are calculated: Deployment on more than xx.xx CT scanners is the independent quantitative rollout test; it does not validate the modeled license-growth factor. ([fraport.com](https://www.fraport.com/en/newsroom/press-releases/2026/q1/ai-for-monitoring-aviation-security.html))
    - Evidence informing forecast-year allocation inputs; displayed values and growth are calculated: On January xx.xx 2026, Fraport announced regular APIDS software operation on more than xx.xx existing Smiths CT scanners. This independently supports retained-system enhancement at one buyer, not global penetration or realized license revenue.
21. Smiths Detection - Digital Innovation
    - Evidence informing base-year allocation inputs; displayed values and growth are calculated: The supplier identifies detection applications as a commercial function; separate fee allocation remains assumed. ([smithsdetection.com](https://www.smithsdetection.com/digital-innovation/))
    - Evidence informing forecast-year allocation inputs; displayed values and growth are calculated: The supplier identifies detection applications as a commercial function; separate fee allocation remains assumed. ([smithsdetection.com](https://www.smithsdetection.com/digital-innovation/))
    - Evidence informing base-year allocation inputs; displayed values and growth are calculated: Centralized screening supports the image-review function, not an observed software revenue weight. ([smithsdetection.com](https://www.smithsdetection.com/digital-innovation/))
    - Evidence informing forecast-year allocation inputs; displayed values and growth are calculated: Centralized screening supports the image-review function, not an observed software revenue weight. ([smithsdetection.com](https://www.smithsdetection.com/digital-innovation/))
    - Evidence informing base-year allocation inputs; displayed values and growth are calculated: Connectivity, multi-vendor integration and equipment-health applications establish the fleet-management function without proving customer-specific rights or prices. ([smithsdetection.com](https://www.smithsdetection.com/digital-innovation/))
    - Evidence informing forecast-year allocation inputs; displayed values and growth are calculated: Connectivity, multi-vendor integration and equipment-health applications establish the fleet-management function without proving customer-specific rights or prices. ([smithsdetection.com](https://www.smithsdetection.com/digital-innovation/))
    - Evidence informing base-year allocation inputs; displayed values and growth are calculated: ELECTORA is offered for integrating multi-vendor devices, datasets and applications; establishes the vendor-platform category but discloses no category revenue or customer-specific substitution entitlement. ([smithsdetection.com](https://www.smithsdetection.com/digital-innovation/))
    - Evidence informing forecast-year allocation inputs; displayed values and growth are calculated: ELECTORA is offered for integrating multi-vendor devices, datasets and applications; establishes the vendor-platform category but discloses no category revenue or customer-specific substitution entitlement. ([smithsdetection.com](https://www.smithsdetection.com/digital-innovation/))
22. UK Civil Aviation Authority - Threat Image Projection (TIP)
    - Evidence informing base-year allocation inputs; displayed values and growth are calculated: TIP library approval and renewal obligations support continuing software commitments, not the modeled global fee or share. ([caa.co.uk](https://www.caa.co.uk/commercial-industry/security/training-and-human-factors/threat-image-projection/))
    - Evidence informing forecast-year allocation inputs; displayed values and growth are calculated: TIP library approval and renewal obligations support continuing software commitments, not the modeled global fee or share. ([caa.co.uk](https://www.caa.co.uk/commercial-industry/security/training-and-human-factors/threat-image-projection/))

23. Smiths Detection - Service

- Evidence informing base-year allocation inputs; displayed values and growth are calculated: Inclusive capital-equipment support covers labor and parts, requiring a single-count economic allocation across services and goods. ([smithsdetection.com](https://www.smithsdetection.com/service/))
- Evidence informing forecast-year allocation inputs; displayed values and growth are calculated: Inclusive capital-equipment support covers labor and parts, requiring a single-count economic allocation across services and goods. ([smithsdetection.com](https://www.smithsdetection.com/service/))
- Evidence informing base-year allocation inputs; displayed values and growth are calculated: Equipment-specific training and certification are commercial offerings distinct from routine screening staffing. ([smithsdetection.com](https://www.smithsdetection.com/service/))
- Evidence informing forecast-year allocation inputs; displayed values and growth are calculated: Equipment-specific training and certification are commercial offerings distinct from routine screening staffing. ([smithsdetection.com](https://www.smithsdetection.com/service/))
- Evidence informing base-year allocation inputs; displayed values and growth are calculated: The parts-support offering and inclusive contracts corroborate the goods boundary, but not the assumed xx.xx% allocation. ([smithsdetection.com](https://www.smithsdetection.com/service/))
- Evidence informing forecast-year allocation inputs; displayed values and growth are calculated: The parts-support offering and inclusive contracts corroborate the goods boundary, but not the assumed xx.xx% allocation. ([smithsdetection.com](https://www.smithsdetection.com/service/))
- Evidence informing base-year allocation inputs; displayed values and growth are calculated: Describes inclusive labor-and-parts contracts and manufacturer support, supporting nonduplicative lifecycle attribution to projection equipment, not a verified xx.xx% fee. ([smithsdetection.com](https://www.smithsdetection.com/service/))
- Evidence informing forecast-year allocation inputs; displayed values and growth are calculated: Describes inclusive labor-and-parts contracts and manufacturer support, supporting nonduplicative lifecycle attribution to projection equipment, not a verified xx.xx% fee. ([smithsdetection.com](https://www.smithsdetection.com/service/))
- Evidence informing base-year allocation inputs; displayed values and growth are calculated: Supports the existence of manufacturer lifecycle offerings; broad service-footprint counts are not used as CT revenue weights.
- Evidence informing forecast-year allocation inputs; displayed values and growth are calculated: Supports the existence of manufacturer lifecycle offerings; broad service-footprint counts are not used as CT revenue weights.
- Evidence informing base-year allocation inputs; displayed values and growth are calculated: Supports commercial maintenance, refurbishment and parts offerings for portable equipment without establishing baggage-specific service receipts.
- Evidence informing forecast-year allocation inputs; displayed values and growth are calculated: Supports commercial maintenance, refurbishment and parts offerings for portable equipment without establishing baggage-specific service receipts.
- Evidence informing base-year allocation inputs; displayed values and growth are calculated: The manufacturer markets direct on-site support and inclusive capital-equipment labor-and-parts contracts. This supports a continuing manufacturer-service alternative, without measuring a pricing premium. ([smithsdetection.com](https://www.smithsdetection.com/service/))
- Evidence informing forecast-year allocation inputs; displayed values and growth are calculated: The manufacturer markets direct on-site support and inclusive capital-equipment labor-and-parts contracts. This supports a continuing manufacturer-service alternative, without measuring a pricing premium. ([smithsdetection.com](https://www.smithsdetection.com/service/))
- Evidence informing base-year allocation inputs; displayed values and growth are calculated: Manufacturer-provided bundled support is a commercial alternative to separate technical-service procurement, limiting assumptions of unrestricted third-party substitution. ([smithsdetection.com](https://www.smithsdetection.com/service/))
- Evidence informing forecast-year allocation inputs; displayed values and growth are calculated: Manufacturer-provided bundled support is a commercial alternative to separate technical-service procurement, limiting assumptions of unrestricted third-party substitution. ([smithsdetection.com](https://www.smithsdetection.com/service/))

24. Hold baggage screening upgrade, Dublin and Cork Airports, Ireland

- Evidence informing base-year allocation inputs; displayed values and growth are calculated: Separate professional-service appointments cover project controls, design oversight and interface management; the broader construction budget is not used as screening-service revenue. ([neccontract.com](https://www.neccontract.com/projects/hold-baggage-screening-upgrade-dublin-and-cork-airports-ireland))
- Evidence informing forecast-year allocation inputs; displayed values and growth are calculated: Separate professional-service appointments cover project controls, design oversight and interface management; the broader construction budget is not used as screening-service revenue. ([neccontract.com](https://www.neccontract.com/projects/hold-baggage-screening-upgrade-dublin-and-cork-airports-ireland))
- Evidence informing base-year allocation inputs; displayed values and growth are calculated: Describes three upgraded hold-baggage systems delivered through separate construction, baggage-integration and advisory appointments, completed in March 2023. Supports integrated-system attribution without assuming a universal single-prime model.
- Evidence informing forecast-year allocation inputs; displayed values and growth are calculated: Describes three upgraded hold-baggage systems delivered through separate construction, baggage-integration and advisory appointments, completed in March 2023. Supports integrated-system attribution without assuming a universal single-prime model.

25. Corporate Plan 2025-26 to 2029-30 Summary - Financial Overview
    - Evidence informing base-year allocation inputs; displayed values and growth are calculated: CATSA distinguishes major-checkpoint CT replacement from single-view-to-multiview replacement elsewhere, supporting application-specific projection demand and forecast assumptions. It also discloses capital funding subject to reprofile approval. ([catsa-acsta.gc.ca](https://www.catsa-acsta.gc.ca/en/publications/corporate-plan-2025-xx.xx-2029-xx.xx/financial-overview))
    - Evidence informing forecast-year allocation inputs; displayed values and growth are calculated: CATSA distinguishes major-checkpoint CT replacement from single-view-to-multiview replacement elsewhere, supporting application-specific projection demand and forecast assumptions. It also discloses capital funding subject to reprofile approval. ([catsa-acsta.gc.ca](https://www.catsa-acsta.gc.ca/en/publications/corporate-plan-2025-xx.xx-2029-xx.xx/financial-overview))
    - Evidence informing base-year allocation inputs; displayed values and growth are calculated: Identifies single-view equipment as a replacement population, supporting the modeled displacement mechanism rather than an observed global share.
    - Evidence informing forecast-year allocation inputs; displayed values and growth are calculated: Identifies single-view equipment as a replacement population, supporting the modeled displacement mechanism rather than an observed global share.
    - Evidence informing base-year allocation inputs; displayed values and growth are calculated: Multiview remains a planned purchasing destination at non-passenger checkpoints and Class xx.xx airports, qualifying universal CT substitution.
    - Evidence informing forecast-year allocation inputs; displayed values and growth are calculated: Multiview remains a planned purchasing destination at non-passenger checkpoints and Class xx.xx airports, qualifying universal CT substitution.
    - Evidence informing base-year allocation inputs; displayed values and growth are calculated: CT replacement is a stated major-checkpoint investment priority, subject to funding and delivery risks; this supports direction, not the modeled global share.
    - Evidence informing forecast-year allocation inputs; displayed values and growth are calculated: CT replacement is a stated major-checkpoint investment priority, subject to funding and delivery risks; this supports direction, not the modeled global share.
    - Evidence informing base-year allocation inputs; displayed values and growth are calculated: The plan includes additional screening equipment and expansion of existing hold-baggage screening capacity. Its FY2025/xx.xx capital budget is C$xx.xx across mixed activities; plans are not recognized supplier revenue.
    - Evidence informing forecast-year allocation inputs; displayed values and growth are calculated: The plan includes additional screening equipment and expansion of existing hold-baggage screening capacity. Its FY2025/xx.xx capital budget is C$xx.xx across mixed activities; plans are not recognized supplier revenue.
    - Evidence informing base-year allocation inputs; displayed values and growth are calculated: The plan distinguishes replacement of checkpoint X-ray equipment with CT and asset lifecycle renewal from additional capacity. Funding, partner timing and reprofiling qualify forecast realization.
    - Evidence informing forecast-year allocation inputs; displayed values and growth are calculated: The plan distinguishes replacement of checkpoint X-ray equipment with CT and asset lifecycle renewal from additional capacity. Funding, partner timing and reprofiling qualify forecast realization.
26. ECAC CEP Public Equipment List - Explosive Detection Systems, Update 18 April 2025
    - Evidence informing base-year allocation inputs; displayed values and growth are calculated: The April xx.xx 2025 list retains XRD xx.xx supporting the legacy commercial-category premise but not the assumed installed cohort or sales volume. ([ecac-ceac.org](https://www.ecac-ceac.org/images/activities/security/ECAC-CEP-EDS-equipment_public_list_update_20250418.pdf))
    - Evidence informing forecast-year allocation inputs; displayed values and growth are calculated: The April xx.xx 2025 list retains XRD xx.xx supporting the legacy commercial-category premise but not the assumed installed cohort or sales volume. ([ecac-ceac.org](https://www.ecac-ceac.org/images/activities/security/ECAC-CEP-EDS-equipment_public_list_update_20250418.pdf))

27. Partners - HALO X-ray Technologies Ltd

    · Evidence informing base-year allocation inputs; displayed values and growth are calculated: Named airport pilots and approximately USD xx.xx and USD xx.xx development programs establish commercialization activity and program scale, not realized annual XRD equipment revenue. ([haloxray.com](https://www.haloxray.com/partners))

    · Evidence informing forecast-year allocation inputs; displayed values and growth are calculated: Named airport pilots and approximately USD xx.xx and USD xx.xx development programs establish commercialization activity and program scale, not realized annual XRD equipment revenue. ([haloxray.com](https://www.haloxray.com/partners))

28. Explosives Trace Detectors (ETDs): Market Survey Report, November 2021

    · Evidence informing base-year allocation inputs; displayed values and growth are calculated: Historical IONSCAN xx.xx list-price configurations around USD xx.xx-xx.xx constrain the IMS price class; they do not establish 2025 purchasing volumes or realizations. ([dhs.gov](https://dhs.gov/sites/default/files/2021-xx.xx/SAVER_Explosives%20Trace%20Detectors%20MSR_08Nov2021_Final-xx.xx.pdf))

    · Evidence informing forecast-year allocation inputs; displayed values and growth are calculated: Historical IONSCAN xx.xx list-price configurations around USD xx.xx-xx.xx constrain the IMS price class; they do not establish 2025 purchasing volumes or realizations. ([dhs.gov](https://dhs.gov/sites/default/files/2021-xx.xx/SAVER_Explosives%20Trace%20Detectors%20MSR_08Nov2021_Final-xx.xx.pdf))

    · Evidence informing base-year allocation inputs; displayed values and growth are calculated: The Fido X4 historical USD xx.xx list-price benchmark supports the explicit nominal-price bridge; baggage attribution and unit mix remain modeled.

    · Evidence informing forecast-year allocation inputs; displayed values and growth are calculated: The Fido X4 historical USD xx.xx list-price benchmark supports the explicit nominal-price bridge; baggage attribution and unit mix remain modeled.

29. Astrotech Corporation - Form 10-K for the Fiscal Year Ended June 30, 2025

    · Evidence informing base-year allocation inputs; displayed values and growth are calculated: Discloses FY2025 product and service revenue, xx.xx deployment locations, and a six-unit USD xx.xx order. These provide a price comparator and supplier-scale check, not baggage-only revenue. ([sec.gov](https://www.sec.gov/Archives/edgar/data/xx.xx/xx.xx/astc20250630_10k.htm))

    · Evidence informing forecast-year allocation inputs; displayed values and growth are calculated: Discloses FY2025 product and service revenue, xx.xx deployment locations, and a six-unit USD xx.xx order. These provide a price comparator and supplier-scale check, not baggage-only revenue. ([sec.gov](https://www.sec.gov/Archives/edgar/data/xx.xx/xx.xx/astc20250630_10k.htm))

30. Astrotech Corporation - Form 10-K for the Fiscal Year Ended June 30, 2026

    · Evidence informing base-year allocation inputs; displayed values and growth are calculated: Reports eight TRACER units sold in FY2025 versus three in FY2026, identifies grant-related revenue within FY2025 product revenue, and describes a potential subsidiary sale. These constrain MS attribution and forecast optimism. ([sec.gov](https://www.sec.gov/Archives/edgar/data/xx.xx/xx.xx/astc20260630_10k.htm))

    · Evidence informing forecast-year allocation inputs; displayed values and growth are calculated: Reports eight TRACER units sold in FY2025 versus three in FY2026, identifies grant-related revenue within FY2025 product revenue, and describes a potential subsidiary sale. These constrain MS attribution and forecast optimism. ([sec.gov](https://www.sec.gov/Archives/edgar/data/xx.xx/xx.xx/astc20260630_10k.htm))

31. Liquid Explosive Detector, Bottle Liquid Scanner, Insight - Agilent

    · Evidence informing base-year allocation inputs; displayed values and growth are calculated: Identifies Raman-based airport resolution products and dated September 2025 launch and May 2026 contract announcements. Supports category continuity and adoption premises, not global unit or revenue shares. ([agilent.com](https://www.agilent.com/en/product/molecular-spectroscopy/raman-spectroscopy/raman-aviation-security-systems/insight-series-alarm-resolution-systems))

    · Evidence informing forecast-year allocation inputs; displayed values and growth are calculated: Identifies Raman-based airport resolution products and dated September 2025 launch and May 2026 contract announcements. Supports category continuity and adoption premises, not global unit or revenue shares. ([agilent.com](https://www.agilent.com/en/product/molecular-spectroscopy/raman-spectroscopy/raman-aviation-security-systems/insight-series-alarm-resolution-systems))

32. Bottle Liquid Scanner for Sale from China - Securina

· Evidence informing base-year allocation inputs; displayed values and growth are calculated: Positions microwave-based liquid-screening products for airports and customs. Supports commercial classification only; prices, authorization and purchasing weights remain assumptions. ([securinadetection.com](https://www.securinadetection.com/Bottle-Liquid-Scanner-Manufacturer-China.html))

· Evidence informing forecast-year allocation inputs; displayed values and growth are calculated: Positions microwave-based liquid-screening products for airports and customs. Supports commercial classification only; prices, authorization and purchasing weights remain assumptions. ([securinadetection.com](https://www.securinadetection.com/Bottle-Liquid-Scanner-Manufacturer-China.html))

33. Quick, Accurate Threat-Detection Scanner for Liquid, Aerosol, and Gels Eases and Secures Air Travel Worldwide

· Evidence informing base-year allocation inputs; displayed values and growth are calculated: Identifies LS10 as a complete commercial liquid scanner combining RF and ultrasonic capabilities, supporting nonduplicative complete-product attribution. ([battelle.org](https://www.battelle.org/insights/case-studies/case-study-details/quick-accurate-threat-detection-scanner-for-liquid-aerosol-and-gels-eases-and-secures-air-travel-worldwide))

· Evidence informing forecast-year allocation inputs; displayed values and growth are calculated: Identifies LS10 as a complete commercial liquid scanner combining RF and ultrasonic capabilities, supporting nonduplicative complete-product attribution. ([battelle.org](https://www.battelle.org/insights/case-studies/case-study-details/quick-accurate-threat-detection-scanner-for-liquid-aerosol-and-gels-eases-and-secures-air-travel-worldwide))

34. ECAC CEP Public Equipment List - Liquid Explosive Detection Systems, Update 10 July 2025

· Evidence informing base-year allocation inputs; displayed values and growth are calculated: The July xx.xx 2025 list includes One Resonance Sensors MobiLab BLS. This supports retained listed status for a named product, not active supply, paid installed stock or observed receipts. ([ecac-ceac.org](https://www.ecac-ceac.org/images/activities/security/ECAC-CEP-LEDS%20equipment%20public%20list-update%xx.xx-xx.xx-rev1.pdf))

· Evidence informing forecast-year allocation inputs; displayed values and growth are calculated: The July xx.xx 2025 list includes One Resonance Sensors MobiLab BLS. This supports retained listed status for a named product, not active supply, paid installed stock or observed receipts. ([ecac-ceac.org](https://www.ecac-ceac.org/images/activities/security/ECAC-CEP-LEDS%20equipment%20public%20list-update%xx.xx-xx.xx-rev1.pdf))

35. MobiLab BLS Bottled Liquid Scanner Endorsed By European Civil Aviation Conference

· Evidence informing base-year allocation inputs; displayed values and growth are calculated: The company's May xx.xx 2014 announcement identifies MobiLab BLS as an NMR-based airport liquid scanner and states that orders were being accepted. Establishes historical commercial offering, not 2025 deliveries. ([prnewswire.com](https://www.prnewswire.com/news-releases/mobilab-bls-bottled-liquid-scanner-endorsed-by-european-civil-aviation-conference-xx.xx.html))

· Evidence informing forecast-year allocation inputs; displayed values and growth are calculated: The company's May xx.xx 2014 announcement identifies MobiLab BLS as an NMR-based airport liquid scanner and states that orders were being accepted. Establishes historical commercial offering, not 2025 deliveries. ([prnewswire.com](https://www.prnewswire.com/news-releases/mobilab-bls-bottled-liquid-scanner-endorsed-by-european-civil-aviation-conference-xx.xx.html))

36. SafePointe BLS Powered by ORS - Bottled Liquid Explosives Detection Solution

· Evidence informing base-year allocation inputs; displayed values and growth are calculated: The branded supplier brochure documents an ORS-powered bottled-liquid product channel. Its availability does not establish current orders or support continuity; it supports only the legacy-channel modeling premise. ([uploads-ssl.webflow.com](https://uploads-ssl.webflow.com/608330bcae48962bf6d7ff37/6149f80be6c30d34b5e3debe_BLS-Flyer-Compressed.pdf))

· Evidence informing forecast-year allocation inputs; displayed values and growth are calculated: The branded supplier brochure documents an ORS-powered bottled-liquid product channel. Its availability does not establish current orders or support continuity; it supports only the legacy-channel modeling premise. ([uploads-ssl.webflow.com](https://uploads-ssl.webflow.com/608330bcae48962bf6d7ff37/6149f80be6c30d34b5e3debe_BLS-Flyer-Compressed.pdf))

37. Florida Division of Corporations - One Resonance Sensors, LLC, Entity Detail

· Evidence informing base-year allocation inputs; displayed values and growth are calculated: The official registry records One Resonance Sensors, LLC as inactive following administrative dissolution on September xx.xx 2019. This counterevidence constrains continuity assumptions but does not prove zero surviving product support. ([search.sunbiz.org](https://search.sunbiz.org/Inquiry/CorporationSearch/SearchResultDetail?aggregateId=flal-l11000122986-c57f60b3-690d-4c87-836a-9aeb045075e8&directionType=CurrentList&inquirytype=EntityName&listNameOrder=ONERESONANCESENSORS+L110001229860&searchNameOrder=ONERESONANCESENSORS+L110001229860&searchTerm=ONE+RED+AMPERSAND+LLC))

· Evidence informing forecast-year allocation inputs; displayed values and growth are calculated: The official registry records One Resonance Sensors, LLC as inactive following administrative dissolution on September xx.xx 2019. This counterevidence constrains continuity assumptions but does not prove zero surviving product support. ([search.sunbiz.org](https://search.sunbiz.org/Inquiry/CorporationSearch/SearchResultDetail?aggregateId=flal-l11000122986-c57f60b3-690d-4c87-836a-9aeb045075e8&directionType=CurrentList&inquirytype=EntityName&listNameOrder=ONERESONANCESENSORS+L110001229860&searchNameOrder=ONERESONANCESENSORS+L110001229860&searchTerm=ONE+RED+AMPERSAND+LLC))

38. Explosive Detection - Teledyne FLIR Defense

· Evidence informing base-year allocation inputs; displayed values and growth are calculated: Lists offered Fido X-series products and service support, supporting commercial offering continuity only, not airport-specific eligibility or sales weights. ([flir.com](https://www.flir.com/threat-detection/explosives/))

· Evidence informing forecast-year allocation inputs; displayed values and growth are calculated: Lists offered Fido X-series products and service support, supporting commercial offering continuity only, not airport-specific eligibility or sales weights. ([flir.com](https://www.flir.com/threat-detection/explosives/))

39. Scintrex Trace E3500 Explosive Trace Detection Unit - SecurityPro USA

· Evidence informing base-year allocation inputs; displayed values and growth are calculated: The distributor offers E3500 chemiluminescence equipment and identifies customs/border applications. Supports a commercial category lead, not measured airport purchasing or the assumed price. ([securityprousa.com](https://www.securityprousa.com/collections/explosive-detection/products/scintrex-trace-e3500-explosive-trace-detection-unit))

· Evidence informing forecast-year allocation inputs; displayed values and growth are calculated: The distributor offers E3500 chemiluminescence equipment and identifies customs/border applications. Supports a commercial category lead, not measured airport purchasing or the assumed price. ([securityprousa.com](https://www.securityprousa.com/collections/explosive-detection/products/scintrex-trace-e3500-explosive-trace-detection-unit))

40. Portable Explosive Detector - Trace Detector EVD-3000+

- Evidence informing base-year allocation inputs; displayed values and growth are calculated: The distributor offers EVD-xx.xx+ thermo-redox equipment. Supports offered-product classification, not airport authorization, purchasing volume or the modeled realization. ([securityprousa.com](https://www.securityprousa.com/products/scintrex-trace-evd-xx.xx-portable-trace-detection-unit))
- Evidence informing forecast-year allocation inputs; displayed values and growth are calculated: The distributor offers EVD-xx.xx+ thermo-redox equipment. Supports offered-product classification, not airport authorization, purchasing volume or the modeled realization. ([securityprousa.com](https://www.securityprousa.com/products/scintrex-trace-evd-xx.xx-portable-trace-detection-unit))

41. CATSA's Purchase Order Terms and Conditions

- Evidence informing base-year allocation inputs; displayed values and growth are calculated: Contract terms constrain maintenance, parts and consumables escalation, qualifying unrestricted aftermarket pricing assumptions in the projection lifecycle model. ([catsa-acsta.gc.ca](https://www.catsa-acsta.gc.ca/en/publications/catsa-s-purchase-order-terms-and-conditions))
- Evidence informing forecast-year allocation inputs; displayed values and growth are calculated: Contract terms constrain maintenance, parts and consumables escalation, qualifying unrestricted aftermarket pricing assumptions in the projection lifecycle model. ([catsa-acsta.gc.ca](https://www.catsa-acsta.gc.ca/en/publications/catsa-s-purchase-order-terms-and-conditions))
- Evidence informing base-year allocation inputs; displayed values and growth are calculated: Contractual price limits constrain the pricing premise, but do not verify CT-specific global support receipts.
- Evidence informing forecast-year allocation inputs; displayed values and growth are calculated: Contractual price limits constrain the pricing premise, but do not verify CT-specific global support receipts.
- Evidence informing base-year allocation inputs; displayed values and growth are calculated: Maintenance and consumable escalation limits qualify the trace-platform pricing assumption rather than establishing the modeled IMS share.
- Evidence informing forecast-year allocation inputs; displayed values and growth are calculated: Maintenance and consumable escalation limits qualify the trace-platform pricing assumption rather than establishing the modeled IMS share.
- Evidence informing base-year allocation inputs; displayed values and growth are calculated: The pre-existing-software clause grants broad license rights without transferring ownership; proprietary ownership alone therefore cannot establish the Closed revenue numerator. ([catsa-acsta.gc.ca](https://www.catsa-acsta.gc.ca/en/publications/catsa-s-purchase-order-terms-and-conditions))
- Evidence informing forecast-year allocation inputs; displayed values and growth are calculated: The pre-existing-software clause grants broad license rights without transferring ownership; proprietary ownership alone therefore cannot establish the Closed revenue numerator. ([catsa-acsta.gc.ca](https://www.catsa-acsta.gc.ca/en/publications/catsa-s-purchase-order-terms-and-conditions))
- Evidence informing base-year allocation inputs; displayed values and growth are calculated: Software modification rights are not themselves proof of standards-based interfaces or independent component substitution; supports conservative classification. ([catsa-acsta.gc.ca](https://www.catsa-acsta.gc.ca/en/publications/catsa-s-purchase-order-terms-and-conditions))
- Evidence informing forecast-year allocation inputs; displayed values and growth are calculated: Software modification rights are not themselves proof of standards-based interfaces or independent component substitution; supports conservative classification. ([catsa-acsta.gc.ca](https://www.catsa-acsta.gc.ca/en/publications/catsa-s-purchase-order-terms-and-conditions))

42. Liquids Scanner for Airport Security - UC Davis
    - Evidence informing base-year allocation inputs; displayed values and growth are calculated: The February xx.xx 2011 account establishes a development contract and licensing relationship. Its development allocation is excluded from 2025 receipts and does not establish a surviving commercial cohort. ([ucdavis.edu](https://www.ucdavis.edu/news/liquids-scanner-airport-security))
    - Evidence informing forecast-year allocation inputs; displayed values and growth are calculated: The February xx.xx 2011 account establishes a development contract and licensing relationship. Its development allocation is excluded from 2025 receipts and does not establish a surviving commercial cohort. ([ucdavis.edu](https://www.ucdavis.edu/news/liquids-scanner-airport-security))
43. Open Architecture for Airport Security Systems, Second Edition
    - Evidence informing base-year allocation inputs; displayed values and growth are calculated: Distinguishes proprietary integration from interoperable connections, supporting the category boundary rather than an observed revenue share. ([aci-europe.org](https://aci-europe.org/downloads/resources/Open%20Architecture%20for%20Airport%20Security%20Systems%202nd%20Edition.pdf))
    - Evidence informing forecast-year allocation inputs; displayed values and growth are calculated: Distinguishes proprietary integration from interoperable connections, supporting the category boundary rather than an observed revenue share. ([aci-europe.org](https://aci-europe.org/downloads/resources/Open%20Architecture%20for%20Airport%20Security%20Systems%202nd%20Edition.pdf))
    - Evidence informing base-year allocation inputs; displayed values and growth are calculated: Integration does not guarantee interoperability; this constrains attribution of vendor-mediated configurations. ([aci-europe.org](https://aci-europe.org/downloads/resources/Open%20Architecture%20for%20Airport%20Security%20Systems%202nd%20Edition.pdf))
    - Evidence informing forecast-year allocation inputs; displayed values and growth are calculated: Integration does not guarantee interoperability; this constrains attribution of vendor-mediated configurations. ([aci-europe.org](https://aci-europe.org/downloads/resources/Open%20Architecture%20for%20Airport%20Security%20Systems%202nd%20Edition.pdf))
    - Evidence informing base-year allocation inputs; displayed values and growth are calculated: Allows identified partial compliance and discusses accountable integration responsibilities; supports scoped open attribution, not whole-purchase reclassification. ([aci-europe.org](https://aci-europe.org/downloads/resources/Open%20Architecture%20for%20Airport%20Security%20Systems%202nd%20Edition.pdf))
    - Evidence informing forecast-year allocation inputs; displayed values and growth are calculated: Allows identified partial compliance and discusses accountable integration responsibilities; supports scoped open attribution, not whole-purchase reclassification. ([aci-europe.org](https://aci-europe.org/downloads/resources/Open%20Architecture%20for%20Airport%20Security%20Systems%202nd%20Edition.pdf))

44. CATSA 2025 Annual Report - Overview of Activities

- Evidence informing base-year allocation inputs; displayed values and growth are calculated: Reports xx.xx CATSA Plus lines across xx.xx airports serving more than xx.xx% of passengers in 2024/xx.xx; provides an independent integration-activity check, not a direct value allocation. ([catsa-acsta.gc.ca](https://www.catsa-acsta.gc.ca/en/publications/2025-annual-report/overview-activities))
- Evidence informing forecast-year allocation inputs; displayed values and growth are calculated: Reports xx.xx CATSA Plus lines across xx.xx airports serving more than xx.xx% of passengers in 2024/xx.xx; provides an independent integration-activity check, not a direct value allocation. ([catsa-acsta.gc.ca](https://www.catsa-acsta.gc.ca/en/publications/2025-annual-report/overview-activities))
- Evidence informing base-year allocation inputs; displayed values and growth are calculated: The reported modernized passenger coverage constrains an assumption of universally standalone activity, while leaving commercial architecture and revenue attribution unresolved. ([catsa-acsta.gc.ca](https://www.catsa-acsta.gc.ca/en/publications/2025-annual-report/overview-activities))
- Evidence informing forecast-year allocation inputs; displayed values and growth are calculated: The reported modernized passenger coverage constrains an assumption of universally standalone activity, while leaving commercial architecture and revenue attribution unresolved. ([catsa-acsta.gc.ca](https://www.catsa-acsta.gc.ca/en/publications/2025-annual-report/overview-activities))
- Evidence informing forecast-year allocation inputs; displayed values and growth are calculated: The annual report identifies enhanced non-passenger requirements and implementation planned from spring 2025. This supports a conditional modernization premise, not the modeled global uptake factor.
- Evidence informing base-year allocation inputs; displayed values and growth are calculated: Reports xx.xx CATSA Plus lines and more than xx.xx% passenger coverage in 2024/xx.xx; provides a Canadian adoption comparator, not a global local-review revenue weight. ([catsa-acsta.gc.ca](https://www.catsa-acsta.gc.ca/en/publications/2025-annual-report/overview-activities))
- Evidence informing forecast-year allocation inputs; displayed values and growth are calculated: Reports xx.xx CATSA Plus lines and more than xx.xx% passenger coverage in 2024/xx.xx; provides a Canadian adoption comparator, not a global local-review revenue weight. ([catsa-acsta.gc.ca](https://www.catsa-acsta.gc.ca/en/publications/2025-annual-report/overview-activities))
- Evidence informing base-year allocation inputs; displayed values and growth are calculated: Identifies remote screening within CATSA Plus and quantifies deployment; constrains the commercial-adoption premise but does not establish each review room's location. ([catsa-acsta.gc.ca](https://www.catsa-acsta.gc.ca/en/publications/2025-annual-report/overview-activities))
- Evidence informing forecast-year allocation inputs; displayed values and growth are calculated: Identifies remote screening within CATSA Plus and quantifies deployment; constrains the commercial-adoption premise but does not establish each review room's location. ([catsa-acsta.gc.ca](https://www.catsa-acsta.gc.ca/en/publications/2025-annual-report/overview-activities))
- Evidence informing base-year allocation inputs; displayed values and growth are calculated: Deployment coverage constrains the addressable network-enabled pool; it does not disclose hybrid contracts or justify the modeled hybrid percentage. ([catsa-acsta.gc.ca](https://www.catsa-acsta.gc.ca/en/publications/2025-annual-report/overview-activities))
- Evidence informing forecast-year allocation inputs; displayed values and growth are calculated: Deployment coverage constrains the addressable network-enabled pool; it does not disclose hybrid contracts or justify the modeled hybrid percentage. ([catsa-acsta.gc.ca](https://www.catsa-acsta.gc.ca/en/publications/2025-annual-report/overview-activities))

45. CATSA - Beyond the Checkpoint, December 2025

- Evidence informing base-year allocation inputs; displayed values and growth are calculated: Reports xx.xx operational CT machines at eight airports and a modular-line average of xx.xx passengers per hour versus xx.xx for traditional multi-split lines; supports the bounded throughput-to-unit bridge and phased-deployment premise. ([catsa-acsta.gc.ca](https://www.catsa-acsta.gc.ca/en/about-us/beyond-checkpoint-2025-december))
- Evidence informing forecast-year allocation inputs; displayed values and growth are calculated: Reports xx.xx operational CT machines at eight airports and a modular-line average of xx.xx passengers per hour versus xx.xx for traditional multi-split lines; supports the bounded throughput-to-unit bridge and phased-deployment premise. ([catsa-acsta.gc.ca](https://www.catsa-acsta.gc.ca/en/about-us/beyond-checkpoint-2025-december))

46. Smiths Detection Delivers Fully Automated International Remote Baggage Screening System Between South Korea and the United States

- Evidence informing base-year allocation inputs; displayed values and growth are calculated: The January xx.xx 2026 disclosure identifies xx.xx software licenses and DICOS V3.xx.xx exchange, and dates operational service to August 2025. Supports commercial standards-based activity and forecast feasibility, not an observed global share or a confirmed 2025 license inventory. ([smithsdetection.com](https://www.smithsdetection.com/press-releases/smiths-detection-delivers-fully-automated-international-remote-baggage-screening-system-between-south-korea-and-the-united-states/))
- Evidence informing forecast-year allocation inputs; displayed values and growth are calculated: The January xx.xx 2026 disclosure identifies xx.xx software licenses and DICOS V3.xx.xx exchange, and dates operational service to August 2025. Supports commercial standards-based activity and forecast feasibility, not an observed global share or a confirmed 2025 license inventory. ([smithsdetection.com](https://www.smithsdetection.com/press-releases/smiths-detection-delivers-fully-automated-international-remote-baggage-screening-system-between-south-korea-and-the-united-states/))

47. SeeTrue Marks Milestone with Over 100 X-ray Checkpoint Installations of Advanced AI-Based Threat Detection Software

- Evidence informing base-year allocation inputs; displayed values and growth are calculated: The December xx.xx 2024 announcement reports the 100th operational screening lane across airports and other sectors. Provides a limited commercial-adoption scale check; it is neither airport-only nor a census of standards-based entitlements. ([seetrue.ai](https://www.seetrue.ai/seetrue-marks-milestone-with-over-xx.xx-x-ray-checkpoint-installations-of-advanced-ai-based-threat-detection-software/))
- Evidence informing forecast-year allocation inputs; displayed values and growth are calculated: The December xx.xx 2024 announcement reports the 100th operational screening lane across airports and other sectors. Provides a limited commercial-adoption scale check; it is neither airport-only nor a census of standards-based entitlements. ([seetrue.ai](https://www.seetrue.ai/seetrue-marks-milestone-with-over-xx.xx-x-ray-checkpoint-installations-of-advanced-ai-based-threat-detection-software/))

48. Scarabee's Checkpoint Property Screening System to be deployed at DEN

- Evidence informing base-year allocation inputs; displayed values and growth are calculated: Describes a xx.xx-lane Denver award combining Scarabee lanes with Smiths scanners. Corroborates a commercial mixed-supplier integration route; an award is not realized annual revenue or proof of unrestricted interoperability. ([daifukuatec.com](https://daifukuatec.com/news/scarabees-checkpoint-property-screening-system-to-be-deployed-at-den))
- Evidence informing forecast-year allocation inputs; displayed values and growth are calculated: Describes a xx.xx-lane Denver award combining Scarabee lanes with Smiths scanners. Corroborates a commercial mixed-supplier integration route; an award is not realized annual revenue or proof of unrestricted interoperability. ([daifukuatec.com](https://daifukuatec.com/news/scarabees-checkpoint-property-screening-system-to-be-deployed-at-den))

49. CATSA Annual Report 2024 - Management's Discussion and Analysis

- Evidence informing base-year allocation inputs; displayed values and growth are calculated: FY2023/xx.xx pre-board capital appropriations used of C$xx.xx provide the second period in the non-passenger-to-cabin purchasing comparison.
- Evidence informing base-year allocation inputs; displayed values and growth are calculated: FY2023/xx.xx non-passenger capital appropriations used of C$xx.xx enter the two-period activity proxy; they do not identify the property-only fraction.
- Evidence informing forecast-year allocation inputs; displayed values and growth are calculated: FY2023/xx.xx non-passenger capital appropriations used of C$xx.xx enter the two-period activity proxy; they do not identify the property-only fraction.

50. Smiths Detection confirm order of 91 advanced scanners for new terminals at Moscow Sheremetyevo International Airport
    - Evidence informing base-year allocation inputs; displayed values and growth are calculated: The dated airport deployment includes xx.xx entrance baggage systems and xx.xx cabin-checkpoint systems. Their ratio supplies a historical relative-density proxy, subsequently discounted for assumed global coverage.
    - Evidence informing forecast-year allocation inputs; displayed values and growth are calculated: The dated airport deployment includes xx.xx entrance baggage systems and xx.xx cabin-checkpoint systems. Their ratio supplies a historical relative-density proxy, subsequently discounted for assumed global coverage.
51. Cochin International Airport Selects Smiths Detection's CTX 9800 for Next-Generation Hold Baggage Screening
    - Evidence informing base-year allocation inputs; displayed values and growth are calculated: The May 2017 deployment identifies xx.xx customs baggage systems alongside four hold-baggage systems. This supports the customs-intensive historical configuration proxy, not current global fleet or revenue observations.
    - Evidence informing forecast-year allocation inputs; displayed values and growth are calculated: The May 2017 deployment identifies xx.xx customs baggage systems alongside four hold-baggage systems. This supports the customs-intensive historical configuration proxy, not current global fleet or revenue observations.
52. CATSA Functions, Programs and Activities
    - Evidence informing base-year allocation inputs; displayed values and growth are calculated: Hold-baggage activities include equipment purchase, baggage-handling integration and equipment maintenance, supporting the checked-baggage capital and lifecycle boundary.
    - Evidence informing forecast-year allocation inputs; displayed values and growth are calculated: Hold-baggage activities include equipment purchase, baggage-handling integration and equipment maintenance, supporting the checked-baggage capital and lifecycle boundary.
    - Evidence informing base-year allocation inputs; displayed values and growth are calculated: Non-passenger screening covers airport workers and their belongings; only attributable property-screening offerings enter this allocation.
    - Evidence informing forecast-year allocation inputs; displayed values and growth are calculated: Non-passenger screening covers airport workers and their belongings; only attributable property-screening offerings enter this allocation.
53. Fraport TAV Antalya Airport - About the security control itself
    - Evidence informing base-year allocation inputs; displayed values and growth are calculated: The airport operator distinguishes terminal-entry security from a subsequent checkpoint. This supports a separate entrance-screening mission while providing no global prevalence or spending share.
    - Evidence informing forecast-year allocation inputs; displayed values and growth are calculated: The airport operator distinguishes terminal-entry security from a subsequent checkpoint. This supports a separate entrance-screening mission while providing no global prevalence or spending share.
54. EMSD VoiceLink, Issue 79, June 2026 - EMSD Provides Comprehensive Support for Terminal 2 Commissioning
    - Evidence informing forecast-year allocation inputs; displayed values and growth are calculated: The June 2026 account identifies baggage-and-parcel equipment procurement and installation for the customs authority at Terminal xx.xx. It supports a separate commissioning mission but does not isolate baggage expenditure.
55. GAO-26-107811 - Guam: Considerations for Evaluating Alternative Customs Models and Potential Economic Effects
    - Evidence informing base-year allocation inputs; displayed values and growth are calculated: The audit identifies two historical airport-customs baggage systems inactive for years and delayed replacement procurement. This challenges conversion of installed stock or acknowledged need directly into annual equipment and support revenue.
    - Evidence informing forecast-year allocation inputs; displayed values and growth are calculated: The audit identifies two historical airport-customs baggage systems inactive for years and delayed replacement procurement. This challenges conversion of installed stock or acknowledged need directly into annual equipment and support revenue.

56. Bennet, Moran, Van Hollen, Boozman Introduce Bill to Bolster Aviation Safety
    - Evidence informing base-year allocation inputs; displayed values and growth are calculated: The July xx.xx 2025 official release identifies xx.xx U.S. screening lanes, used as agency purchasing-exposure calibration rather than observed annual equipment sales.
    - Evidence informing forecast-year allocation inputs; displayed values and growth are calculated: The July xx.xx 2025 official release identifies xx.xx U.S. screening lanes, used as agency purchasing-exposure calibration rather than observed annual equipment sales.
57. Bank of Canada - Annual exchange rates
    - Evidence informing base-year allocation inputs; displayed values and growth are calculated: Annual exchange-rate observations support the inherited fiscal-period approximation of xx.xx Canadian dollars per U.S. dollar; this is not a transaction-weighted exchange rate.
    - Evidence informing forecast-year allocation inputs; displayed values and growth are calculated: Annual exchange-rate observations support the inherited fiscal-period approximation of xx.xx Canadian dollars per U.S. dollar; this is not a transaction-weighted exchange rate.
58. Japan’s leading airline revolutionizes check in experience with new Smiths Detection technology
    - Evidence informing base-year allocation inputs; displayed values and growth are calculated: The August 2023 announcement identifies JAL as customer for five screening ecosystems and reports xx.xx deployed iLane units across Japan. These are historical commercial-stock anchors, not an airline-only fleet or 2025 sales observation.
    - Evidence informing forecast-year allocation inputs; displayed values and growth are calculated: The August 2023 announcement identifies JAL as customer for five screening ecosystems and reports xx.xx deployed iLane units across Japan. These are historical commercial-stock anchors, not an airline-only fleet or 2025 sales observation.
59. Narita International Airport anticipates threats with integrated solutions
    - Evidence informing base-year allocation inputs; displayed values and growth are calculated: Identifies Narita airport as a screening-technology customer and describes xx.xx lane-related installations, qualifying any assumption that the supplier's Japanese installed stock was purchased entirely by airlines.
    - Evidence informing forecast-year allocation inputs; displayed values and growth are calculated: Identifies Narita airport as a screening-technology customer and describes xx.xx lane-related installations, qualifying any assumption that the supplier's Japanese installed stock was purchased entirely by airlines.
60. MLIT - 保安検査の実施主体が変わります！ - June 27, 2025
    - Evidence informing forecast-year allocation inputs; displayed values and growth are calculated: The June xx.xx 2025 announcement targets transfer of security-screening responsibility from airlines to airport managers, with leading cases targeted in FY2026. Supports a conditional reduction in airline purchasing, not an observed contract-transfer percentage.
    - Evidence informing forecast-year allocation inputs; displayed values and growth are calculated: The transfer direction supports modeled airport-manager purchasing gains. Continued shared financing does not imply equal purchasing shares.
61. ICTS International N.V. - Annual Report for the year ended December 31, 2025
    - Evidence informing base-year allocation inputs; displayed values and growth are calculated: Discloses USD xx.xx company-wide property/equipment purchases and USD xx.xx airport-security revenue in 2025. Supports an asset-light purchasing-intensity proxy; the in-scope fraction and global expansion remain assumptions.
    - Evidence informing forecast-year allocation inputs; displayed values and growth are calculated: Discloses USD xx.xx company-wide property/equipment purchases and USD xx.xx airport-security revenue in 2025. Supports an asset-light purchasing-intensity proxy; the in-scope fraction and global expansion remain assumptions.

62. EU Publications Office - Purchase and maintenance of non-intrusive X-ray inspection equipment for baggage and air cargo volume control
    - Evidence informing base-year allocation inputs; displayed values and growth are calculated: Identifies Autoridade Tributária e Aduaneira as buyer and reports a 2026 award of EUR xx.xx across four lots for baggage/air-cargo inspection equipment and maintenance. Provides a buyer-role and commercial-scale comparator, not 2025 baggage-only annual expenditure.
    - Evidence informing forecast-year allocation inputs; displayed values and growth are calculated: Identifies Autoridade Tributária e Aduaneira as buyer and reports a 2026 award of EUR xx.xx across four lots for baggage/air-cargo inspection equipment and maintenance. Provides a buyer-role and commercial-scale comparator, not 2025 baggage-only annual expenditure.
63. ACI World - Busiest Airports in the World
    - Evidence informing base-year allocation inputs; displayed values and growth are calculated: Reports approximately xx.xx international airport passenger movements in 2025. Half provides an approximate arrival-movement scale check before transfer exclusions, not a customs examination or equipment-purchasing weight.
    - Evidence informing forecast-year allocation inputs; displayed values and growth are calculated: Reports approximately xx.xx international airport passenger movements in 2025. Half provides an approximate arrival-movement scale check before transfer exclusions, not a customs examination or equipment-purchasing weight.
64. Heathrow announces £2.3bn accelerated investment plan to upgrade the UK's international gateway to growth
    - Evidence informing base-year allocation inputs; displayed values and growth are calculated: Reports GBP xx.xx invested in security-lane upgrades during 2024, supporting material airport-directed purchasing. Broader infrastructure obligations and historical timing prevent treating the amount as 2025 in-scope market receipts.
    - Evidence informing forecast-year allocation inputs; displayed values and growth are calculated: Reports GBP xx.xx invested in security-lane upgrades during 2024, supporting material airport-directed purchasing. Broader infrastructure obligations and historical timing prevent treating the amount as 2025 in-scope market receipts.
65. Fraport Assumes Responsibility for Aviation Security Checks at Frankfurt Airport
    - Evidence informing base-year allocation inputs; displayed values and growth are calculated: Documents Fraport's checkpoint-management responsibility from January 2023, six initial CT-equipped lanes and three contracted screening providers. Supports distinguishing an airport commissioning role from regulator oversight and contracted screening labor.
    - Evidence informing forecast-year allocation inputs; displayed values and growth are calculated: Documents Fraport's checkpoint-management responsibility from January 2023, six initial CT-equipped lanes and three contracted screening providers. Supports distinguishing an airport commissioning role from regulator oversight and contracted screening labor.
66. Advanced Cabin Baggage Screening - Computed Tomography Implementation Guide
    - Evidence informing base-year allocation inputs; displayed values and growth are calculated: Distinguishes standalone CT, including equipment-local conveyance, from integrated screening-lane configurations; supports attribution boundaries, not a revenue weight.
    - Evidence informing forecast-year allocation inputs; displayed values and growth are calculated: Distinguishes standalone CT, including equipment-local conveyance, from integrated screening-lane configurations; supports attribution boundaries, not a revenue weight.
    - Evidence informing base-year allocation inputs; displayed values and growth are calculated: Identifies automated tray-return and automated screening-lane integration as commercially distinct configurations; supports the lane-integrated category definition.
    - Evidence informing forecast-year allocation inputs; displayed values and growth are calculated: Identifies automated tray-return and automated screening-lane integration as commercially distinct configurations; supports the lane-integrated category definition.

67. GAO-12-266 - Checked Baggage Screening: TSA Has Deployed Optimal Systems at the Majority of TSA-Regulated Airports, but Could Strengthen Cost Estimates

- Evidence informing base-year allocation inputs; displayed values and growth are calculated: The December 2011 table reports xx.xx standalone EDS alongside xx.xx in-line EDS; this historical machine-count comparator constrains, but does not determine, the current global allocation.
- Evidence informing forecast-year allocation inputs; displayed values and growth are calculated: The December 2011 table reports xx.xx standalone EDS alongside xx.xx in-line EDS; this historical machine-count comparator constrains, but does not determine, the current global allocation.
- Evidence informing base-year allocation inputs; displayed values and growth are calculated: Reports xx.xx in-line EDS across xx.xx in-line systems and distinguishes equipment counts from integrated-system counts; supports the historical configuration bridge.
- Evidence informing forecast-year allocation inputs; displayed values and growth are calculated: Reports xx.xx in-line EDS across xx.xx in-line systems and distinguishes equipment counts from integrated-system counts; supports the historical configuration bridge.

68. Smiths Detection selected as security technology provider to International Airport Heraklion Crete

- Evidence informing base-year allocation inputs; displayed values and growth are calculated: The September xx.xx 2025 announcement identifies eight cabin CT scanners and eight automated tray-return systems for Heraklion, with installation planned across late 2025 and mid-2026; supports ongoing integrated procurement, not realized annual revenue.
- Evidence informing forecast-year allocation inputs; displayed values and growth are calculated: The September xx.xx 2025 announcement identifies eight cabin CT scanners and eight automated tray-return systems for Heraklion, with installation planned across late 2025 and mid-2026; supports ongoing integrated procurement, not realized annual revenue.

69. Centralised Image Processing: The Impact on Security Checkpoints

- Evidence informing base-year allocation inputs; displayed values and growth are calculated: Distinguishes checkpoint-local image review from separate-room arrangements; supports retaining networked local activity rather than automatically assigning it to remote review. ([casra.ch](https://casra.ch/wp-content/uploads/2021/xx.xx/Kuhn-2017.-Centralised-image-processing.pdf))
- Evidence informing forecast-year allocation inputs; displayed values and growth are calculated: Distinguishes checkpoint-local image review from separate-room arrangements; supports retaining networked local activity rather than automatically assigning it to remote review. ([casra.ch](https://casra.ch/wp-content/uploads/2021/xx.xx/Kuhn-2017.-Centralised-image-processing.pdf))
- Evidence informing base-year allocation inputs; displayed values and growth are calculated: Describes separate screening rooms and established remote hold-baggage review at larger airports; supports the cohort-maturity premise, not a numerical global share. ([casra.ch](https://casra.ch/wp-content/uploads/2021/xx.xx/Kuhn-2017.-Centralised-image-processing.pdf))
- Evidence informing forecast-year allocation inputs; displayed values and growth are calculated: Describes separate screening rooms and established remote hold-baggage review at larger airports; supports the cohort-maturity premise, not a numerical global share. ([casra.ch](https://casra.ch/wp-content/uploads/2021/xx.xx/Kuhn-2017.-Centralised-image-processing.pdf))
- Evidence informing base-year allocation inputs; displayed values and growth are calculated: Describes combined checkpoint and remote-room arrangements, establishing a mixed-location commercial configuration without measuring its prevalence or price. ([casra.ch](https://casra.ch/wp-content/uploads/2021/xx.xx/Kuhn-2017.-Centralised-image-processing.pdf))
- Evidence informing forecast-year allocation inputs; displayed values and growth are calculated: Describes combined checkpoint and remote-room arrangements, establishing a mixed-location commercial configuration without measuring its prevalence or price. ([casra.ch](https://casra.ch/wp-content/uploads/2021/xx.xx/Kuhn-2017.-Centralised-image-processing.pdf))

70. Annual Report 2024 - CATSA's Operating Environment

- Evidence informing base-year allocation inputs; displayed values and growth are calculated: Reports xx.xx CATSA Plus lines and more than xx.xx% passenger coverage in 2023/xx.xx providing the historical comparison rather than a global location allocation. ([catsa-acsta.gc.ca](https://www.catsa-acsta.gc.ca/en/publications/catsa-s-operating-environment))
- Evidence informing forecast-year allocation inputs; displayed values and growth are calculated: Reports xx.xx CATSA Plus lines and more than xx.xx% passenger coverage in 2023/xx.xx providing the historical comparison rather than a global location allocation. ([catsa-acsta.gc.ca](https://www.catsa-acsta.gc.ca/en/publications/catsa-s-operating-environment))
- Evidence informing base-year allocation inputs; displayed values and growth are calculated: Together with the subsequent annual report, supports a seven-line deployment increase without a corresponding increase in reported passenger coverage. ([catsa-acsta.gc.ca](https://www.catsa-acsta.gc.ca/en/publications/catsa-s-operating-environment))
- Evidence informing forecast-year allocation inputs; displayed values and growth are calculated: Together with the subsequent annual report, supports a seven-line deployment increase without a corresponding increase in reported passenger coverage. ([catsa-acsta.gc.ca](https://www.catsa-acsta.gc.ca/en/publications/catsa-s-operating-environment))
- Evidence informing base-year allocation inputs; displayed values and growth are calculated: Provides a historical network-enabled deployment anchor, while leaving the physical mixed-location contract share unmeasured. ([catsa-acsta.gc.ca](https://www.catsa-acsta.gc.ca/en/publications/catsa-s-operating-environment))
- Evidence informing forecast-year allocation inputs; displayed values and growth are calculated: Provides a historical network-enabled deployment anchor, while leaving the physical mixed-location contract share unmeasured. ([catsa-acsta.gc.ca](https://www.catsa-acsta.gc.ca/en/publications/catsa-s-operating-environment))

71. L22020-T-TG Upgrades to the Passenger Search Area, body scanners, EDS C3 cabin baggage screening - Contract Award Notice

- Evidence informing base-year allocation inputs; displayed values and growth are calculated: The January xx.xx 2023 Luton award expressly includes construction of a remote screening room at the airport terminal, supporting separate-room commercial procurement. Its broader scope is not treated as baggage-only annual revenue. ([find-tender.service.gov.uk](https://www.find-tender.service.gov.uk/Notice/xx.xx-2023))
- Evidence informing forecast-year allocation inputs; displayed values and growth are calculated: The January xx.xx 2023 Luton award expressly includes construction of a remote screening room at the airport terminal, supporting separate-room commercial procurement. Its broader scope is not treated as baggage-only annual revenue. ([find-tender.service.gov.uk](https://www.find-tender.service.gov.uk/Notice/xx.xx-2023))

72. Greater Orlando Aviation Authority - Minutes of the February 19, 2025 Meeting

- Evidence informing base-year allocation inputs; displayed values and growth are calculated: Authorizes up to USD xx.xx for baggage-system and Remote Screening Facility network/server separation. Half this ceiling is an explicitly assumed deployment-cost comparator, not observed off-site receipts. ([assets.ctfassets.net](https://assets.ctfassets.net/qiecpoxp4bka/6BCjKImOwJmeZxqtGVdpYR/1e2d759a2c44b5b6d71193cb9927ec75/2025-xx.xx-19_Board_Minutes.pdf))
- Evidence informing forecast-year allocation inputs; displayed values and growth are calculated: Authorizes up to USD xx.xx for baggage-system and Remote Screening Facility network/server separation. Half this ceiling is an explicitly assumed deployment-cost comparator, not observed off-site receipts. ([assets.ctfassets.net](https://assets.ctfassets.net/qiecpoxp4bka/6BCjKImOwJmeZxqtGVdpYR/1e2d759a2c44b5b6d71193cb9927ec75/2025-xx.xx-19_Board_Minutes.pdf))
- Evidence informing base-year allocation inputs; displayed values and growth are calculated: Provides the commercial networking-cost anchor for the modeled transfer from existing on-site pools, avoiding additional market value or duplicate host-equipment attribution. ([assets.ctfassets.net](https://assets.ctfassets.net/qiecpoxp4bka/6BCjKImOwJmeZxqtGVdpYR/1e2d759a2c44b5b6d71193cb9927ec75/2025-xx.xx-19_Board_Minutes.pdf))
- Evidence informing forecast-year allocation inputs; displayed values and growth are calculated: Provides the commercial networking-cost anchor for the modeled transfer from existing on-site pools, avoiding additional market value or duplicate host-equipment attribution. ([assets.ctfassets.net](https://assets.ctfassets.net/qiecpoxp4bka/6BCjKImOwJmeZxqtGVdpYR/1e2d759a2c44b5b6d71193cb9927ec75/2025-xx.xx-19_Board_Minutes.pdf))

73. American and U.S. Customs and Border Protection pilot innovative baggage screening initiative

- Evidence informing base-year allocation inputs; displayed values and growth are calculated: American's April xx.xx 2025 announcement identifies a daily Sydney-Los Angeles IRBS pilot and unchanged screening requirements. It anchors one sampled connection and an assumed partial-year licensing period, not disclosed revenue. ([s202.q4cdn.com](https://s202.q4cdn.com/xx.xx/files/doc_news/American-and-US-Customs-and-Border-Protection-pilot-innovative-baggage-screening-initiative-OPS-OTH-xx.xx-2025.pdf))
- Evidence informing forecast-year allocation inputs; displayed values and growth are calculated: American's April xx.xx 2025 announcement identifies a daily Sydney-Los Angeles IRBS pilot and unchanged screening requirements. It anchors one sampled connection and an assumed partial-year licensing period, not disclosed revenue. ([s202.q4cdn.com](https://s202.q4cdn.com/xx.xx/files/doc_news/American-and-US-Customs-and-Border-Protection-pilot-innovative-baggage-screening-initiative-OPS-OTH-xx.xx-2025.pdf))

74. 델타항공-대한항공, 인천발 애틀랜타 노선 대상 위탁수하물 원격 검색 방식 신규 도입

- Evidence informing base-year allocation inputs; displayed values and growth are calculated: The August xx.xx 2025 announcement identifies the Incheon-Atlanta IRBS arrangement, anchoring a second sampled connection and a partial-year commercial-activity assumption without establishing contract value. ([news.delta.com](https://news.delta.com/delta-and-koreanair-launch-remote-baggage-screening-on-icn-atl-KR))
- Evidence informing forecast-year allocation inputs; displayed values and growth are calculated: The August xx.xx 2025 announcement identifies the Incheon-Atlanta IRBS arrangement, anchoring a second sampled connection and a partial-year commercial-activity assumption without establishing contract value. ([news.delta.com](https://news.delta.com/delta-and-koreanair-launch-remote-baggage-screening-on-icn-atl-KR))

75. United Launches CBP's International Remote Baggage Screening on Select International Flights

· Evidence informing base-year allocation inputs; displayed values and growth are calculated: United's September xx.xx 2025 announcement identifies daily Sydney-San Francisco service and named technology partners, anchoring a third sampled connection. It reports no attributable software or integration receipts. ([united.mediaroom.com](https://united.mediaroom.com/2025-xx.xx-xx.xx-United-Launches-CBPs-International-Remote-Baggage-Screening-on-Select-International-Flights))

· Evidence informing forecast-year allocation inputs; displayed values and growth are calculated: United's September xx.xx 2025 announcement identifies daily Sydney-San Francisco service and named technology partners, anchoring a third sampled connection. It reports no attributable software or integration receipts. ([united.mediaroom.com](https://united.mediaroom.com/2025-xx.xx-xx.xx-United-Launches-CBPs-International-Remote-Baggage-Screening-on-Select-International-Flights))

76. Airline Passengers Face Fewer Bag Checkpoints, Thanks to PNNL, Partners

· Evidence informing forecast-year allocation inputs; displayed values and growth are calculated: The August xx.xx 2026 laboratory release describes implementation on additional routes, including Seoul arrivals at Minneapolis-St. Paul and Detroit. This supports expansion direction, not the forecast connection count, realization or global share. ([pnnl.gov](https://www.pnnl.gov/news-media/airline-passengers-face-fewer-bag-checkpoints-thanks-pnnl-partners))

77. TSA awards $781.2 million to procure additional CT X-Ray scanners for airport checkpoints

· Evidence informing base-year allocation inputs; displayed values and growth are calculated: The March xx.xx 2022 announcement identifies up to USD xx.xx for procurement and maintenance of up to xx.xx systems from an OEM. This is a historical procurement-scale anchor, not annual 2025 direct-channel revenue. ([content.govdelivery.com](https://content.govdelivery.com/accounts/USDHSTSA/bulletins/30f6e5f))

· Evidence informing base-year allocation inputs; displayed values and growth are calculated: The award includes full-size automated lanes, cautioning against assigning all automation value to non-OEM integration primes; exact contractual-role attribution is not disclosed. ([content.govdelivery.com](https://content.govdelivery.com/accounts/USDHSTSA/bulletins/30f6e5f))

78. OSI Systems, Inc. - Form 10-K for the fiscal year ended June 30, 2026

· Evidence informing base-year allocation inputs; displayed values and growth are calculated: The filing describes regional direct security-product sales and direct maintenance relationships. Its broader security scope supports route coexistence, not baggage-only sales weights. ([sec.gov](https://www.sec.gov/Archives/edgar/data/xx.xx/xx.xx/osis-20260630x10k.htm))

· Evidence informing forecast-year allocation inputs; displayed values and growth are calculated: The filing describes regional direct security-product sales and direct maintenance relationships. Its broader security scope supports route coexistence, not baggage-only sales weights. ([sec.gov](https://www.sec.gov/Archives/edgar/data/xx.xx/xx.xx/osis-20260630x10k.htm))

· Evidence informing base-year allocation inputs; displayed values and growth are calculated: The company identifies a global independent-distributor network, supporting a continuing indirect route without quantifying its value share. ([sec.gov](https://www.sec.gov/Archives/edgar/data/xx.xx/xx.xx/osis-20260630x10k.htm))

· Evidence informing forecast-year allocation inputs; displayed values and growth are calculated: The company identifies a global independent-distributor network, supporting a continuing indirect route without quantifying its value share. ([sec.gov](https://www.sec.gov/Archives/edgar/data/xx.xx/xx.xx/osis-20260630x10k.htm))

· Evidence informing base-year allocation inputs; displayed values and growth are calculated: Authorized service providers are identified separately from distributors, supporting distinct technical-service attribution and access limitations. ([sec.gov](https://www.sec.gov/Archives/edgar/data/xx.xx/xx.xx/osis-20260630x10k.htm))

· Evidence informing forecast-year allocation inputs; displayed values and growth are calculated: Authorized service providers are identified separately from distributors, supporting distinct technical-service attribution and access limitations. ([sec.gov](https://www.sec.gov/Archives/edgar/data/xx.xx/xx.xx/osis-20260630x10k.htm))

79. SriLankan Airlines - Invitation for Supply, Installation, Commissioning and Maintenance of Dual View Heavy and Medium X-Ray Machines, Reference 202130407

    · Evidence informing base-year allocation inputs; displayed values and growth are calculated: The 2021 purchaser invitation permits an OEM or authorized OEM agent and requires authorization for the latter. It establishes equipment-channel eligibility, not an award or software-resale right. ([srilankan.com](https://www.srilankan.com/download/tender/TN-Invitationforsubmiss-xx.xx.pdf))

80. JFK Millennium Partners Selects K2 to Deliver State-of-the-Art Security Screening Checkpoint at new JFK Terminal 6

    · Evidence informing base-year allocation inputs; displayed values and growth are calculated: The March xx.xx 2025 appointment assigns procurement and deployment coordination across multiple technology suppliers at a future ten-gate terminal. It supports integration-prime participation and a forecast mechanism, not a disclosed share or completed 2025 revenue. ([portauthoritybuilds.com](https://www.portauthoritybuilds.com/redevelopment/us/en/jfk/planned-projects/terminal-xx.xx/news/jfk-millennium-partners-selects-k2-to-deliver-state-of-the-art-s.html))

    · Evidence informing forecast-year allocation inputs; displayed values and growth are calculated: The March xx.xx 2025 appointment assigns procurement and deployment coordination across multiple technology suppliers at a future ten-gate terminal. It supports integration-prime participation and a forecast mechanism, not a disclosed share or completed 2025 revenue. ([portauthoritybuilds.com](https://www.portauthoritybuilds.com/redevelopment/us/en/jfk/planned-projects/terminal-xx.xx/news/jfk-millennium-partners-selects-k2-to-deliver-state-of-the-art-s.html))

    · Evidence informing base-year allocation inputs; displayed values and growth are calculated: The March xx.xx 2025 appointment covers baggage CT and automated bin-return equipment for a future xx.xx-gate terminal, with phased opening planned for 2026-2028. It establishes new-installation activity, not attributable 2025 receipts; wider airport investment and person-only technologies are excluded.

    · Evidence informing forecast-year allocation inputs; displayed values and growth are calculated: The March xx.xx 2025 appointment covers baggage CT and automated bin-return equipment for a future xx.xx-gate terminal, with phased opening planned for 2026-2028. It establishes new-installation activity, not attributable 2025 receipts; wider airport investment and person-only technologies are excluded.

81. CATSA Corporate Plan 2024-25 to 2028-29 Summary - Key Corporate Risks

    · Evidence informing base-year allocation inputs; displayed values and growth are calculated: The authority reports transferring maintenance of most screening equipment to KPrime in 2023/xx.xx. This establishes a separately contracted maintenance relationship, without a baggage-only payment split. ([catsa-acsta.gc.ca](https://www.catsa-acsta.gc.ca/en/publications/key-corporate-risks))

82. Leidos wins TSA logistics contract

    · Evidence informing base-year allocation inputs; displayed values and growth are calculated: The January xx.xx 2025 announcement describes an eight-year, USD xx.xx maximum sustainment contract covering xx.xx equipment units at over xx.xx locations with manufacturer coordination. Annualization and baggage/third-party attribution in the model are explicit assumptions. ([leidos.com](https://www.leidos.com/insights/leidos-wins-tsa-logistics-contract))

    · Evidence informing forecast-year allocation inputs; displayed values and growth are calculated: The January xx.xx 2025 announcement describes an eight-year, USD xx.xx maximum sustainment contract covering xx.xx equipment units at over xx.xx locations with manufacturer coordination. Annualization and baggage/third-party attribution in the model are explicit assumptions. ([leidos.com](https://www.leidos.com/insights/leidos-wins-tsa-logistics-contract))

83. Checkpoint Transformation: Malta International Airport Streamlines Passenger Flow with Smiths Detection
    - Evidence informing base-year allocation inputs; displayed values and growth are calculated: Seven conventional automated lanes were replaced by six CT-equipped lanes, with final commissioning in January 2025. This is a counterexample to equating capacity improvement with net additional equipment.
    - Evidence informing forecast-year allocation inputs; displayed values and growth are calculated: Seven conventional automated lanes were replaced by six CT-equipped lanes, with final commissioning in January 2025. This is a counterexample to equating capacity improvement with net additional equipment.
    - Evidence informing base-year allocation inputs; displayed values and growth are calculated: The complete checkpoint replacement illustrates why an offering described commercially as an upgrade can belong to System Replacement. The seven-year service commitment is not counted wholly as installation-year revenue.
    - Evidence informing forecast-year allocation inputs; displayed values and growth are calculated: The complete checkpoint replacement illustrates why an offering described commercially as an upgrade can belong to System Replacement. The seven-year service commitment is not counted wholly as installation-year revenue.
84. iCMORE - Smiths Detection
    - Evidence informing forecast-year allocation inputs; displayed values and growth are calculated: The current commercial offering describes a software-upgrade path while qualifying additional hardware requirements by machine type and age. This constrains forecast eligibility assumptions; product availability does not measure adoption or revenue.

16.5. Latin America

Table 281. Latin America Airport Baggage Screening Systems Market, by Country growth contribution, 2025-2032

Category	2025 value (USD Million)	2032 value (USD Million)	Added value (USD Million)	2025 share (%)	2032 share (%)	Change (pp)	Growth share (%)	CAGR (%)
Argentina	xx.xx	xx.xx	xx.xx	xx.xx	xx.xx	xx.xx	xx.xx	xx.xx
Brazil	xx.xx	xx.xx	xx.xx	xx.xx	xx.xx	xx.xx	xx.xx	xx.xx
Chile	xx.xx	xx.xx	xx.xx	xx.xx	xx.xx	xx.xx	xx.xx	xx.xx
Colombia	xx.xx	xx.xx	xx.xx	xx.xx	xx.xx	xx.xx	xx.xx	xx.xx
Peru	xx.xx	xx.xx	xx.xx	xx.xx	xx.xx	xx.xx	xx.xx	xx.xx
Unallocated / remaining scope	xx.xx	xx.xx	xx.xx	xx.xx	xx.xx	xx.xx	xx.xx	xx.xx
Scope total	**xx.xx**	**xx.xx**	**xx.xx**	**xx.xx**	**xx.xx**	**xx.xx**	**xx.xx**	**xx.xx**

Table 282. Latin America Airport Baggage Screening Systems Market Size, by Region, 2017-2040 (USD Million)

Region	2017	2024	2025	2026	2027	2032	2040	CAGR (%)
Argentina	xx.xx	xx.xx	xx.xx	xx.xx	xx.xx	xx.xx	xx.xx	xx.xx
Brazil	xx.xx	xx.xx	xx.xx	xx.xx	xx.xx	xx.xx	xx.xx	xx.xx
Chile	xx.xx	xx.xx	xx.xx	xx.xx	xx.xx	xx.xx	xx.xx	xx.xx
Colombia	xx.xx	xx.xx	xx.xx	xx.xx	xx.xx	xx.xx	xx.xx	xx.xx
Peru	xx.xx	xx.xx	xx.xx	xx.xx	xx.xx	xx.xx	xx.xx	xx.xx
Others	xx.xx	xx.xx	xx.xx	xx.xx	xx.xx	xx.xx	xx.xx	xx.xx
Total	**xx.xx**	**xx.xx**	**xx.xx**	**xx.xx**	**xx.xx**	**xx.xx**	**xx.xx**	**xx.xx**

Table 283. Latin America Airport Baggage Screening Systems Market Size, by Offering, 2017-2040 (USD Million)

Offering	2017	2024	2025	2026	2027	2032	2040	CAGR (%)
Detection Equipment	xx.xx	xx.xx	xx.xx	xx.xx	xx.xx	xx.xx	xx.xx	xx.xx
Replacement Parts and Consumables	xx.xx	xx.xx	xx.xx	xx.xx	xx.xx	xx.xx	xx.xx	xx.xx
Screening Automation Equipment	xx.xx	xx.xx	xx.xx	xx.xx	xx.xx	xx.xx	xx.xx	xx.xx
Screening Software	xx.xx	xx.xx	xx.xx	xx.xx	xx.xx	xx.xx	xx.xx	xx.xx
System Services	xx.xx	xx.xx	xx.xx	xx.xx	xx.xx	xx.xx	xx.xx	xx.xx
Total	**xx.xx**	**xx.xx**	**xx.xx**	**xx.xx**	**xx.xx**	**xx.xx**	**xx.xx**	**xx.xx**

Table 284. Latin America Airport Baggage Screening Systems Market Size, by Detection Equipment, 2017-2040 (USD Million)

Detection Equipment	2017	2024	2025	2026	2027	2032	2040	CAGR (%)
Baggage Inspection Systems	xx.xx	xx.xx	xx.xx	xx.xx	xx.xx	xx.xx	xx.xx	xx.xx
Explosive Trace Detectors	xx.xx	xx.xx	xx.xx	xx.xx	xx.xx	xx.xx	xx.xx	xx.xx
Liquid and Bulk Material Analyzers	xx.xx	xx.xx	xx.xx	xx.xx	xx.xx	xx.xx	xx.xx	xx.xx
Total	**xx.xx**	**xx.xx**	**xx.xx**	**xx.xx**	**xx.xx**	**xx.xx**	**xx.xx**	**xx.xx**

Table 285. Latin America Airport Baggage Screening Systems Market Size, by System Services, 2017-2040 (USD Million)

System Services	2017	2024	2025	2026	2027	2032	2040	CAGR (%)
Equipment Training Services	xx.xx	xx.xx	xx.xx	xx.xx	xx.xx	xx.xx	xx.xx	xx.xx
Installation, Integration, and Commissioning Services	xx.xx	xx.xx	xx.xx	xx.xx	xx.xx	xx.xx	xx.xx	xx.xx
Maintenance, Repair, and Technical Support	xx.xx	xx.xx	xx.xx	xx.xx	xx.xx	xx.xx	xx.xx	xx.xx
Planning and Engineering Services	xx.xx	xx.xx	xx.xx	xx.xx	xx.xx	xx.xx	xx.xx	xx.xx
Total	**xx.xx**	**xx.xx**	**xx.xx**	**xx.xx**	**xx.xx**	**xx.xx**	**xx.xx**	**xx.xx**

Table 286. Latin America Airport Baggage Screening Systems Market Size, by Replacement Parts and Consumables, 2017-2040 (USD Million)

Replacement Parts and Consumables	2017	2024	2025	2026	2027	2032	2040	CAGR (%)
Detection Consumables	xx.xx	xx.xx	xx.xx	xx.xx	xx.xx	xx.xx	xx.xx	xx.xx
Replacement Parts and Upgrade Kits	xx.xx	xx.xx	xx.xx	xx.xx	xx.xx	xx.xx	xx.xx	xx.xx
Total	**xx.xx**	**xx.xx**	**xx.xx**	**xx.xx**	**xx.xx**	**xx.xx**	**xx.xx**	**xx.xx**

Table 287. Latin America Airport Baggage Screening Systems Market Size, by Screening Automation Equipment, 2017-2040 (USD Million)

Screening Automation Equipment	2017	2024	2025	2026	2027	2032	2040	CAGR (%)
Screening Conveyors and Sortation Equipment	xx.xx	xx.xx	xx.xx	xx.xx	xx.xx	xx.xx	xx.xx	xx.xx
Screening Lanes and Tray-Return Systems	xx.xx	xx.xx	xx.xx	xx.xx	xx.xx	xx.xx	xx.xx	xx.xx
Total	**xx.xx**	**xx.xx**	**xx.xx**	**xx.xx**	**xx.xx**	**xx.xx**	**xx.xx**	**xx.xx**

Table 288. Latin America Airport Baggage Screening Systems Market Size, by Screening Software, 2017-2040 (USD Million)

Screening Software	2017	2024	2025	2026	2027	2032	2040	CAGR (%)
Automated Threat Detection Software	xx.xx	xx.xx	xx.xx	xx.xx	xx.xx	xx.xx	xx.xx	xx.xx
Image Review and Management Software	xx.xx	xx.xx	xx.xx	xx.xx	xx.xx	xx.xx	xx.xx	xx.xx
Screener Training and Quality Assurance Software	xx.xx	xx.xx	xx.xx	xx.xx	xx.xx	xx.xx	xx.xx	xx.xx
Screening Connectivity and Fleet Management Software	xx.xx	xx.xx	xx.xx	xx.xx	xx.xx	xx.xx	xx.xx	xx.xx
Total	**xx.xx**	**xx.xx**	**xx.xx**	**xx.xx**	**xx.xx**	**xx.xx**	**xx.xx**	**xx.xx**

Table 289. Latin America Airport Baggage Screening Systems Market Size, by Detection Platform, 2017-2040 (USD Million)

Detection Platform	2017	2024	2025	2026	2027	2032	2040	CAGR (%)
Chemiluminescence Detection	xx.xx	xx.xx	xx.xx	xx.xx	xx.xx	xx.xx	xx.xx	xx.xx
Dielectric and Microwave Analysis	xx.xx	xx.xx	xx.xx	xx.xx	xx.xx	xx.xx	xx.xx	xx.xx
Fluorescence Detection	xx.xx	xx.xx	xx.xx	xx.xx	xx.xx	xx.xx	xx.xx	xx.xx
Integrated Multimodal Detection	xx.xx	xx.xx	xx.xx	xx.xx	xx.xx	xx.xx	xx.xx	xx.xx
Ion Mobility Spectrometry	xx.xx	xx.xx	xx.xx	xx.xx	xx.xx	xx.xx	xx.xx	xx.xx
Magnetic Resonance	xx.xx	xx.xx	xx.xx	xx.xx	xx.xx	xx.xx	xx.xx	xx.xx
Mass Spectrometry	xx.xx	xx.xx	xx.xx	xx.xx	xx.xx	xx.xx	xx.xx	xx.xx
Projection X-Ray Imaging	xx.xx	xx.xx	xx.xx	xx.xx	xx.xx	xx.xx	xx.xx	xx.xx
Raman Spectroscopy	xx.xx	xx.xx	xx.xx	xx.xx	xx.xx	xx.xx	xx.xx	xx.xx
Thermo-Redox Detection	xx.xx	xx.xx	xx.xx	xx.xx	xx.xx	xx.xx	xx.xx	xx.xx
X-Ray Computed Tomography	xx.xx	xx.xx	xx.xx	xx.xx	xx.xx	xx.xx	xx.xx	xx.xx
X-Ray Diffraction	xx.xx	xx.xx	xx.xx	xx.xx	xx.xx	xx.xx	xx.xx	xx.xx
Others	xx.xx	xx.xx	xx.xx	xx.xx	xx.xx	xx.xx	xx.xx	xx.xx
Total	**xx.xx**	**xx.xx**	**xx.xx**	**xx.xx**	**xx.xx**	**xx.xx**	**xx.xx**	**xx.xx**

Table 290. Latin America Airport Baggage Screening Systems Market Size, by Projection X-Ray Imaging, 2017-2040 (USD Million)

Projection X-Ray Imaging	2017	2024	2025	2026	2027	2032	2040	CAGR (%)
Multiview X-Ray Imaging	xx.xx	xx.xx	xx.xx	xx.xx	xx.xx	xx.xx	xx.xx	xx.xx
Single-View X-Ray Imaging	xx.xx	xx.xx	xx.xx	xx.xx	xx.xx	xx.xx	xx.xx	xx.xx
Total	**xx.xx**	**xx.xx**	**xx.xx**	**xx.xx**	**xx.xx**	**xx.xx**	**xx.xx**	**xx.xx**

Table 291. Latin America Airport Baggage Screening Systems Market Size, by Interoperability Architecture, 2017-2040 (USD Million)

Interoperability Architecture	2017	2024	2025	2026	2027	2032	2040	CAGR (%)
Closed Proprietary Architecture	xx.xx	xx.xx	xx.xx	xx.xx	xx.xx	xx.xx	xx.xx	xx.xx
Open Standards-Based Interoperability	xx.xx	xx.xx	xx.xx	xx.xx	xx.xx	xx.xx	xx.xx	xx.xx
Vendor-Specific Integration	xx.xx	xx.xx	xx.xx	xx.xx	xx.xx	xx.xx	xx.xx	xx.xx
Total	**xx.xx**	**xx.xx**	**xx.xx**	**xx.xx**	**xx.xx**	**xx.xx**	**xx.xx**	**xx.xx**

Table 292. Latin America Airport Baggage Screening Systems Market Size, by Screening Application, 2017-2040 (USD Million)

Screening Application	2017	2024	2025	2026	2027	2032	2040	CAGR (%)
Customs and Border Baggage Inspection	xx.xx	xx.xx	xx.xx	xx.xx	xx.xx	xx.xx	xx.xx	xx.xx
Non-Passenger Property Screening	xx.xx	xx.xx	xx.xx	xx.xx	xx.xx	xx.xx	xx.xx	xx.xx
Passenger Cabin Baggage Screening	xx.xx	xx.xx	xx.xx	xx.xx	xx.xx	xx.xx	xx.xx	xx.xx
Passenger Checked Baggage Screening	xx.xx	xx.xx	xx.xx	xx.xx	xx.xx	xx.xx	xx.xx	xx.xx
Terminal-Entrance Baggage Screening	xx.xx	xx.xx	xx.xx	xx.xx	xx.xx	xx.xx	xx.xx	xx.xx
Total	**xx.xx**	**xx.xx**	**xx.xx**	**xx.xx**	**xx.xx**	**xx.xx**	**xx.xx**	**xx.xx**

Table 293. Latin America Airport Baggage Screening Systems Market Size, by Purchasing Organization, 2017-2040 (USD Million)

Purchasing Organization	2017	2024	2025	2026	2027	2032	2040	CAGR (%)
Airlines	xx.xx	xx.xx	xx.xx	xx.xx	xx.xx	xx.xx	xx.xx	xx.xx
Airport and Terminal Operators	xx.xx	xx.xx	xx.xx	xx.xx	xx.xx	xx.xx	xx.xx	xx.xx
Contract Screening Operators	xx.xx	xx.xx	xx.xx	xx.xx	xx.xx	xx.xx	xx.xx	xx.xx
Customs and Border Authorities	xx.xx	xx.xx	xx.xx	xx.xx	xx.xx	xx.xx	xx.xx	xx.xx
Public Aviation Security Agencies	xx.xx	xx.xx	xx.xx	xx.xx	xx.xx	xx.xx	xx.xx	xx.xx
Total	**xx.xx**	**xx.xx**	**xx.xx**	**xx.xx**	**xx.xx**	**xx.xx**	**xx.xx**	**xx.xx**

Table 294. Latin America Airport Baggage Screening Systems Market Size, by System Integration, 2017-2040 (USD Million)

System Integration	2017	2024	2025	2026	2027	2032	2040	CAGR (%)
Baggage Handling-Integrated Systems	xx.xx	xx.xx	xx.xx	xx.xx	xx.xx	xx.xx	xx.xx	xx.xx
Checkpoint Lane-Integrated Systems	xx.xx	xx.xx	xx.xx	xx.xx	xx.xx	xx.xx	xx.xx	xx.xx
Standalone Screening Systems	xx.xx	xx.xx	xx.xx	xx.xx	xx.xx	xx.xx	xx.xx	xx.xx
Total	**xx.xx**	**xx.xx**	**xx.xx**	**xx.xx**	**xx.xx**	**xx.xx**	**xx.xx**	**xx.xx**

Table 295. Latin America Airport Baggage Screening Systems Market Size, by Image Review Location, 2017-2040 (USD Million)

Image Review Location	2017	2024	2025	2026	2027	2032	2040	CAGR (%)
Hybrid Image Review	xx.xx	xx.xx	xx.xx	xx.xx	xx.xx	xx.xx	xx.xx	xx.xx
Local Image Review	xx.xx	xx.xx	xx.xx	xx.xx	xx.xx	xx.xx	xx.xx	xx.xx
Off-Site Remote Image Review	xx.xx	xx.xx	xx.xx	xx.xx	xx.xx	xx.xx	xx.xx	xx.xx
On-Site Remote Image Review	xx.xx	xx.xx	xx.xx	xx.xx	xx.xx	xx.xx	xx.xx	xx.xx
Others	xx.xx	xx.xx	xx.xx	xx.xx	xx.xx	xx.xx	xx.xx	xx.xx
Total	**xx.xx**	**xx.xx**	**xx.xx**	**xx.xx**	**xx.xx**	**xx.xx**	**xx.xx**	**xx.xx**

Table 296. Latin America Airport Baggage Screening Systems Market Size, by Procurement Channel, 2017-2040 (USD Million)

Procurement Channel	2017	2024	2025	2026	2027	2032	2040	CAGR (%)
Direct Technology Suppliers	xx.xx	xx.xx	xx.xx	xx.xx	xx.xx	xx.xx	xx.xx	xx.xx
Distributors and Resellers	xx.xx	xx.xx	xx.xx	xx.xx	xx.xx	xx.xx	xx.xx	xx.xx
Independent Technical Service Providers	xx.xx	xx.xx	xx.xx	xx.xx	xx.xx	xx.xx	xx.xx	xx.xx
Systems Integration Primes	xx.xx	xx.xx	xx.xx	xx.xx	xx.xx	xx.xx	xx.xx	xx.xx
Total	**xx.xx**	**xx.xx**	**xx.xx**	**xx.xx**	**xx.xx**	**xx.xx**	**xx.xx**	**xx.xx**

Table 297. Latin America Airport Baggage Screening Systems Market Size, by Investment Purpose, 2017-2040 (USD Million)

Investment Purpose	2017	2024	2025	2026	2027	2032	2040	CAGR (%)
New Installations and Capacity Expansion	xx.xx	xx.xx	xx.xx	xx.xx	xx.xx	xx.xx	xx.xx	xx.xx
Retrofits and Upgrades	xx.xx	xx.xx	xx.xx	xx.xx	xx.xx	xx.xx	xx.xx	xx.xx
System Replacement	xx.xx	xx.xx	xx.xx	xx.xx	xx.xx	xx.xx	xx.xx	xx.xx
Others	xx.xx	xx.xx	xx.xx	xx.xx	xx.xx	xx.xx	xx.xx	xx.xx
Total	**xx.xx**	**xx.xx**	**xx.xx**	**xx.xx**	**xx.xx**	**xx.xx**	**xx.xx**	**xx.xx**

Sources & Evidence

1. House Report 119-173 - Department of Homeland Security Appropriations Bill, 2026

   · Evidence informing the 2030 market-value input; displayed series and growth include calculations: The aging installed fleet supports replacement demand, but does not establish the forecast's realization dates or annual purchasing rate. ([govinfo.gov](https://www.govinfo.gov/content/pkg/CRPT-119hrpt173/html/CRPT-119hrpt173.htm))

   · Evidence informing forecast-year allocation inputs; displayed values and growth are calculated: The report identifies xx.xx end-of-life systems within a xx.xx-system checked-baggage fleet. This constrains renewal exposure, not realized annual purchasing or a verified global replacement deadline.

   · Evidence informing base-year allocation inputs; displayed values and growth are calculated: Reports a TSA checked-baggage fleet of xx.xx EDS, including xx.xx at end-of-life, and assigns purchase, installation and maintenance responsibilities to TSA. Supports agency fleet calibration and renewal pressure, not the assumed forecast uplift.

   · Evidence informing forecast-year allocation inputs; displayed values and growth are calculated: Reports a TSA checked-baggage fleet of xx.xx EDS, including xx.xx at end-of-life, and assigns purchase, installation and maintenance responsibilities to TSA. Supports agency fleet calibration and renewal pressure, not the assumed forecast uplift.

   · Evidence informing forecast-year allocation inputs; displayed values and growth are calculated: The report identifies xx.xx end-of-life EDS within a xx.xx-unit U.S. checked-baggage fleet, citing the FY2024 capital plan. The derived xx.xx% backlog constrains the aging-fleet premise, but is neither an annual turnover rate nor a funded global replacement forecast.

2. GAO-24-106573 - DHS Annual Assessment: Most Programs Are Meeting Current Goals, but Some Continue to Face Cost and Schedule Challenges

- Evidence informing the 2026 market-value input; displayed series and growth include calculations: Reports plans for xx.xx checkpoint systems and xx.xx increment-one deployments by September 2023; supports an incomplete replacement cycle rather than universal CT adoption. ([gao.gov](https://www.gao.gov/assets/gao-xx.xx-xx.xx.pdf))
- Evidence informing base-year allocation inputs; displayed values and growth are calculated: Reports xx.xx AT/CT, xx.xx base, xx.xx mid-size and xx.xx full-size deployments by September 2023; supplies configuration proxies and an incomplete-renewal constraint, not contractual architecture shares. ([gao.gov](https://www.gao.gov/assets/gao-xx.xx-xx.xx.pdf))
- Evidence informing forecast-year allocation inputs; displayed values and growth are calculated: Reports xx.xx AT/CT, xx.xx base, xx.xx mid-size and xx.xx full-size deployments by September 2023; supplies configuration proxies and an incomplete-renewal constraint, not contractual architecture shares. ([gao.gov](https://www.gao.gov/assets/gao-xx.xx-xx.xx.pdf))
- Evidence informing base-year allocation inputs; displayed values and growth are calculated: The deployed configuration mix underlies the xx.xx/xx.xx newer-cohort and xx.xx/xx.xx older-cohort proxy calculations; global and contractual attribution remain modeled. ([gao.gov](https://www.gao.gov/assets/gao-xx.xx-xx.xx.pdf))
- Evidence informing forecast-year allocation inputs; displayed values and growth are calculated: The deployed configuration mix underlies the xx.xx/xx.xx newer-cohort and xx.xx/xx.xx older-cohort proxy calculations; global and contractual attribution remain modeled. ([gao.gov](https://www.gao.gov/assets/gao-xx.xx-xx.xx.pdf))
- Evidence informing base-year allocation inputs; displayed values and growth are calculated: The assessment records xx.xx checkpoint systems deployed by September 2023 against an eventual xx.xx-system program. This supports an incomplete replacement cycle and qualifies any assumption of universal CT adoption.
- Evidence informing forecast-year allocation inputs; displayed values and growth are calculated: The assessment records xx.xx checkpoint systems deployed by September 2023 against an eventual xx.xx-system program. This supports an incomplete replacement cycle and qualifies any assumption of universal CT adoption.
- Evidence informing base-year allocation inputs; displayed values and growth are calculated: Reports a September 2023 U.S. CT cohort containing xx.xx AT/CT and xx.xx base systems, providing counterevidence to assigning all CT activity automatically to integrated lanes.
- Evidence informing forecast-year allocation inputs; displayed values and growth are calculated: Reports a September 2023 U.S. CT cohort containing xx.xx AT/CT and xx.xx base systems, providing counterevidence to assigning all CT activity automatically to integrated lanes.
- Evidence informing base-year allocation inputs; displayed values and growth are calculated: Reports xx.xx mid-size and xx.xx full-size systems within xx.xx deployed CT systems; supports differentiated configuration assumptions rather than treating technology adoption as an integration-share observation.
- Evidence informing forecast-year allocation inputs; displayed values and growth are calculated: Reports xx.xx mid-size and xx.xx full-size systems within xx.xx deployed CT systems; supports differentiated configuration assumptions rather than treating technology adoption as an integration-share observation.
- Evidence informing base-year allocation inputs; displayed values and growth are calculated: The 2024 assessment records xx.xx checkpoint deployments as of September 2023 against xx.xx planned systems replacing aging equipment. It supports staged renewal, but does not establish current deployment completion or the modeled 2032 share.
- Evidence informing forecast-year allocation inputs; displayed values and growth are calculated: The 2024 assessment records xx.xx checkpoint deployments as of September 2023 against xx.xx planned systems replacing aging equipment. It supports staged renewal, but does not establish current deployment completion or the modeled 2032 share.
- Evidence informing forecast-year allocation inputs; displayed values and growth are calculated: The program separately anticipates enhancements to fielded systems, supporting a retained-equipment commercial pathway without supplying an attributable upgrade-revenue split.

3. Global Airport Passenger Traffic Reaches Record 9.8 Billion in 2025, Airports Council International World reports

   · Evidence informing the 2026 market-value input; displayed series and growth include calculations: Reports cooling passenger-growth momentum in 2026, supporting moderation of traffic-driven equipment expansion despite continuing replacement demand. ([aci.aero](https://aci.aero/2026/xx.xx/xx.xx/global-airport-passenger-traffic-reaches-record-xx.xx-xx.xx-billion-in-2025-airports-council-international-world-reports/))

   · Evidence informing base-year allocation inputs; displayed values and growth are calculated: Full-year growth provides a regional direction check, not an equipment-share observation.

   · Evidence informing forecast-year allocation inputs; displayed values and growth are calculated: Full-year growth provides a regional direction check, not an equipment-share observation.

4. Smiths Group PLC - Full Year Results for the 12 Months Ended 31 July 2025

- Evidence informing the 2024 market-value input; displayed series and growth include calculations: Discloses aviation original-equipment revenue of xx.xx and aftermarket revenue of xx.xx for FY2024; supplies historical cycle proxies. ([www-live.smiths.com](https://www-live.smiths.com/media/snqpxwkd/smiths-group-plc-annual-results-2025-press-release.pdf))
- Evidence informing the 2027 market-value input; displayed series and growth include calculations: Reports approximately xx.xx cumulative CTiX sales and continuing aviation upgrade demand; supports replacement activity, not an observed global forecast. ([www-live.smiths.com](https://www-live.smiths.com/media/snqpxwkd/smiths-group-plc-annual-results-2025-press-release.pdf))
- Evidence informing base-year allocation inputs; displayed values and growth are calculated: FY2025 aviation original-equipment revenue of GBP xx.xx provides an independent equipment-activity scale check, not a global category share. ([www-live.smiths.com](https://www-live.smiths.com/media/snqpxwkd/smiths-group-plc-annual-results-2025-press-release.pdf))
- Evidence informing forecast-year allocation inputs; displayed values and growth are calculated: FY2025 aviation original-equipment revenue of GBP xx.xx provides an independent equipment-activity scale check, not a global category share. ([www-live.smiths.com](https://www-live.smiths.com/media/snqpxwkd/smiths-group-plc-annual-results-2025-press-release.pdf))
- Evidence informing base-year allocation inputs; displayed values and growth are calculated: Approximately xx.xx cumulative CTiX sales corroborate commercial imaging activity and replacement demand; they do not measure annual global sales. ([www-live.smiths.com](https://www-live.smiths.com/media/snqpxwkd/smiths-group-plc-annual-results-2025-press-release.pdf))
- Evidence informing forecast-year allocation inputs; displayed values and growth are calculated: Approximately xx.xx cumulative CTiX sales corroborate commercial imaging activity and replacement demand; they do not measure annual global sales. ([www-live.smiths.com](https://www-live.smiths.com/media/snqpxwkd/smiths-group-plc-annual-results-2025-press-release.pdf))
- Evidence informing base-year allocation inputs; displayed values and growth are calculated: GBP xx.xx aviation aftermarket revenue supports lifecycle materiality while qualifying transfer of one supplier's mix to the global service allocation. ([www-live.smiths.com](https://www-live.smiths.com/media/snqpxwkd/smiths-group-plc-annual-results-2025-press-release.pdf))
- Evidence informing forecast-year allocation inputs; displayed values and growth are calculated: GBP xx.xx aviation aftermarket revenue supports lifecycle materiality while qualifying transfer of one supplier's mix to the global service allocation. ([www-live.smiths.com](https://www-live.smiths.com/media/snqpxwkd/smiths-group-plc-annual-results-2025-press-release.pdf))
- Evidence informing base-year allocation inputs; displayed values and growth are calculated: Reports approximately xx.xx cumulative CTiX sales and continuing aviation upgrade demand; cumulative sales constrain commercial scale but are not annual global shipments. ([www-live.smiths.com](https://www-live.smiths.com/media/snqpxwkd/smiths-group-plc-annual-results-2025-press-release.pdf))
- Evidence informing forecast-year allocation inputs; displayed values and growth are calculated: Reports approximately xx.xx cumulative CTiX sales and continuing aviation upgrade demand; cumulative sales constrain commercial scale but are not annual global shipments. ([www-live.smiths.com](https://www-live.smiths.com/media/snqpxwkd/smiths-group-plc-annual-results-2025-press-release.pdf))
- Evidence informing base-year allocation inputs; displayed values and growth are calculated: Reports four operating XDi units as of July 2025 and pending regulatory certification, constraining the small XRD cohort and qualifying aggressive commercialization assumptions.
- Evidence informing forecast-year allocation inputs; displayed values and growth are calculated: Reports four operating XDi units as of July 2025 and pending regulatory certification, constraining the small XRD cohort and qualifying aggressive commercialization assumptions.
- Evidence informing forecast-year allocation inputs; displayed values and growth are calculated: Reported checkpoint modernization provides a commercial reason to model substitution from discrete legacy offerings; the filing does not disclose standalone configuration revenue.
- Evidence informing forecast-year allocation inputs; displayed values and growth are calculated: FY2025

5. Smiths Group PLC - Annual Report & Accounts FY2023
   · Evidence informing the 2022 market-value input; displayed series and growth include calculations: Reports FY2022 aviation original-equipment revenue of xx.xx, used as a dimensionless historical capital-cycle proxy. ([www-live.smiths.com](https://www-live.smiths.com/media/phjp1j44/smiths-annual-report-2023.pdf))
   · Evidence informing the 2023 market-value input; displayed series and growth include calculations: Reports FY2023 aviation original-equipment revenue of xx.xx and aftermarket revenue of xx.xx; supports the modeled recovery direction. ([www-live.smiths.com](https://www-live.smiths.com/media/phjp1j44/smiths-annual-report-2023.pdf))
6. Smiths Group PLC - Annual Report FY2022
   · Evidence informing the 2021 market-value input; displayed series and growth include calculations: Reports FY2021 aviation revenue of xx.xx, providing a historical purchasing-cycle reference rather than a global observation. ([www-live.smiths.com](https://www-live.smiths.com/media/xjvdpblr/smiths-annual-report-2022-report.pdf))
   · Evidence informing the 2022 market-value input; displayed series and growth include calculations: Reports FY2022 aviation revenue of xx.xx and continued weakness in aviation original equipment; supports a delayed capital-spending trough. ([www-live.smiths.com](https://www-live.smiths.com/media/xjvdpblr/smiths-annual-report-2022-report.pdf))
7. Smiths Group PLC - Annual Results for the Year Ended 31 July 2019
   · Evidence informing the 2018 market-value input; displayed series and growth include calculations: Reports FY2018 aviation revenue of xx.xx, supplying the historical comparison underlying the backcast. ([smiths.com](https://www.smiths.com/media/u4wla1bw/smiths-group-plc-annual-results-2019-press-release.pdf))
   · Evidence informing the 2019 market-value input; displayed series and growth include calculations: Reports FY2019 aviation revenue of xx.xx and customer delivery deferrals, qualifying a traffic-only growth model. ([smiths.com](https://www.smiths.com/media/u4wla1bw/smiths-group-plc-annual-results-2019-press-release.pdf))
   · Evidence informing the 2020 market-value input; displayed series and growth include calculations: Identifies deliveries deferred into FY2020; supports the possibility of backlog-supported spending despite a contemporaneous traffic shock, not the exact modeled growth rate. ([smiths.com](https://www.smiths.com/media/u4wla1bw/smiths-group-plc-annual-results-2019-press-release.pdf))
8. ACI World - The High-Wire Balancing Act: Global Air Transport Demand in 2018 and 2019
   · Evidence informing the 2017 market-value input; displayed series and growth include calculations: Reports xx.xx airport passengers and xx.xx% growth in 2018; the growth observation informs the 2017 backcast bridge. ([blog.aci.aero](https://blog.aci.aero/airport-economics/the-high-wire-balancing-act-global-air-transport-demand-in-2018-and-2019/))
   · Evidence informing the 2018 market-value input; displayed series and growth include calculations: Provides the observed 2018 traffic-growth reference, not an equipment-market growth observation. ([blog.aci.aero](https://blog.aci.aero/airport-economics/the-high-wire-balancing-act-global-air-transport-demand-in-2018-and-2019/))
9. ICAO A42-WP/556 - State of the Industry and Outlook for Airport Traffic, Presented by ACI
   · Evidence informing the 2020 market-value input; displayed series and growth include calculations: Records the collapse from xx.xx airport passengers in 2019 to xx.xx in 2020; constrains the shock and funding-risk interpretation. ([icao.int](https://www.icao.int/sites/default/files/Meetings/a42/Documents/WP/wp_556_en.pdf))
   · Evidence informing the 2021 market-value input; displayed series and growth include calculations: Reports xx.xx airport passengers in 2021, supporting a prolonged funding and activity shock. ([icao.int](https://www.icao.int/sites/default/files/Meetings/a42/Documents/WP/wp_556_en.pdf))
   · Evidence informing the 2023 market-value input; displayed series and growth include calculations: Reports xx.xx airport passengers in 2023; traffic recovery is distinguished from equipment purchasing. ([icao.int](https://www.icao.int/sites/default/files/Meetings/a42/Documents/WP/wp_556_en.pdf))
   · Evidence informing the 2024 market-value input; displayed series and growth include calculations: Reports xx.xx airport passengers in 2024, providing a demand recovery cross-check. ([icao.int](https://www.icao.int/sites/default/files/Meetings/a42/Documents/WP/wp_556_en.pdf))

10. Port of Seattle - Baggage Handling System Optimization

- Evidence informing the 2029 market-value input; displayed series and growth include calculations: Seattle plans to consolidate six baggage-screening systems, increase supported passenger capacity, and reduce screening-machine demand. Supports integration spending without one-for-one detector growth. ([portseattle.org](https://www.portseattle.org/projects/baggage-handling-system-optimization))
- Evidence informing the 2032 market-value input; displayed series and growth include calculations: The consolidation example constrains equipment-volume assumptions; its whole baggage-handling project value is excluded from market sizing. ([portseattle.org](https://www.portseattle.org/projects/baggage-handling-system-optimization))
- Evidence informing the 2040 market-value input; displayed series and growth include calculations: Provides a commercial counterexample to extrapolating passenger growth directly into machine counts throughout the long-range forecast. ([portseattle.org](https://www.portseattle.org/projects/baggage-handling-system-optimization))
- Evidence informing forecast-year allocation inputs; displayed values and growth are calculated: Consolidation of six systems with reduced machine demand qualifies a traffic-to-detector-volume forecast. ([portseattle.org](https://www.portseattle.org/projects/baggage-handling-system-optimization))
- Evidence informing forecast-year allocation inputs; displayed values and growth are calculated: The consolidation project supports integration-driven conveyor demand, but its whole-project value is excluded. ([portseattle.org](https://www.portseattle.org/projects/baggage-handling-system-optimization))
- Evidence informing forecast-year allocation inputs; displayed values and growth are calculated: Brownfield consolidation supports the integration-demand premise, not the forecast's exact service growth factor. ([portseattle.org](https://www.portseattle.org/projects/baggage-handling-system-optimization))
- Evidence informing forecast-year allocation inputs; displayed values and growth are calculated: The airport replaces six separate screening systems with centralized screening and expects reduced screening-machine demand while expanding capacity. This supplies a counterforce to volume-only checked-baggage forecasting.
- Evidence informing base-year allocation inputs; displayed values and growth are calculated: Seattle is consolidating six screening systems, expects reduced screening-machine demand and schedules final-phase completion in 2029. Supports integration demand while constraining detector-volume growth; the whole-project budget is excluded.
- Evidence informing forecast-year allocation inputs; displayed values and growth are calculated: Seattle is consolidating six screening systems, expects reduced screening-machine demand and schedules final-phase completion in 2029. Supports integration demand while constraining detector-volume growth; the whole-project budget is excluded.
- Evidence informing forecast-year allocation inputs; displayed values and growth are calculated: Seattle's project combines increased screening capacity with consolidation from six screening systems and reduced screening-machine demand. This constrains the forecast assumption that capacity growth requires proportional equipment additions.
- Evidence informing forecast-year allocation inputs; displayed values and growth are calculated: Replacement and capacity objectives coexist within the project. Its wider baggage-handling budget is not treated as screening-equipment revenue or assigned additively to multiple purposes.

11. Smiths Group PLC - Half Year Results for the Six Months Ended 31 January 2026

- Evidence informing the 2026 market-value input; displayed series and growth include calculations: Reports xx.xx% organic growth for Smiths Detection in HY2026, with aviation checkpoint upgrades contributing. Supports a positive 2026 nowcast, not a directly observed global growth rate. ([www-live.smiths.com](https://www-live.smiths.com/media/villk35h/smiths-hy26-results-press-release.pdf))

12. ACI World - Biannual global air travel demand update, 30 September 2025

- Evidence informing base-year allocation inputs; displayed values and growth are calculated: Regional traffic-scale input; Mexico is reassigned to its captured North American parent.
- Evidence informing forecast-year allocation inputs; displayed values and growth are calculated: Regional traffic-scale input; Mexico is reassigned to its captured North American parent.

13. ACI-LAC - Air Traffic in Latin America and the Caribbean Maintains Growth Trajectory with a 5% Increase in 2025
    - Evidence informing base-year allocation inputs; displayed values and growth are calculated: Brazil's xx.xx-million airport-traffic aggregate constrains its demand scale; equipment intensity remains modeled.
    - Evidence informing forecast-year allocation inputs; displayed values and growth are calculated: Brazil's xx.xx-million airport-traffic aggregate constrains its demand scale; equipment intensity remains modeled.
    - Evidence informing base-year allocation inputs; displayed values and growth are calculated: Argentine traffic growth informs the temporal bridge, not an observed equipment share.
    - Evidence informing forecast-year allocation inputs; displayed values and growth are calculated: Argentine traffic growth informs the temporal bridge, not an observed equipment share.
    - Evidence informing base-year allocation inputs; displayed values and growth are calculated: Regional traffic evidence constrains the common country model while leaving uncatalogued activity.
    - Evidence informing forecast-year allocation inputs; displayed values and growth are calculated: Regional traffic evidence constrains the common country model while leaving uncatalogued activity.

14. CATSA 2025 Annual Report - Notes to the Financial Statements

- Evidence informing base-year allocation inputs; displayed values and growth are calculated: FY2024/xx.xx accounts disclose C$xx.xx maintenance/spares and C$xx.xx training/certification, supporting the service-budget calibration but not global baggage-only shares. ([catsa-acsta.gc.ca](https://www.catsa-acsta.gc.ca/en/publications/2025-annual-report/notes-financial-statements))
- Evidence informing forecast-year allocation inputs; displayed values and growth are calculated: FY2024/xx.xx accounts disclose C$xx.xx maintenance/spares and C$xx.xx training/certification, supporting the service-budget calibration but not global baggage-only shares. ([catsa-acsta.gc.ca](https://www.catsa-acsta.gc.ca/en/publications/2025-annual-report/notes-financial-statements))
- Evidence informing base-year allocation inputs; displayed values and growth are calculated: Maintenance and spare parts are combined in the accounts; the labor-versus-goods split therefore remains modeled. ([catsa-acsta.gc.ca](https://www.catsa-acsta.gc.ca/en/publications/2025-annual-report/notes-financial-statements))
- Evidence informing forecast-year allocation inputs; displayed values and growth are calculated: Maintenance and spare parts are combined in the accounts; the labor-versus-goods split therefore remains modeled. ([catsa-acsta.gc.ca](https://www.catsa-acsta.gc.ca/en/publications/2025-annual-report/notes-financial-statements))
- Evidence informing base-year allocation inputs; displayed values and growth are calculated: The C$xx.xx training/certification expense supplies the numerator of the adjusted training-to-capital proxy. ([catsa-acsta.gc.ca](https://www.catsa-acsta.gc.ca/en/publications/2025-annual-report/notes-financial-statements))
- Evidence informing forecast-year allocation inputs; displayed values and growth are calculated: The C$xx.xx training/certification expense supplies the numerator of the adjusted training-to-capital proxy. ([catsa-acsta.gc.ca](https://www.catsa-acsta.gc.ca/en/publications/2025-annual-report/notes-financial-statements))
- Evidence informing base-year allocation inputs; displayed values and growth are calculated: C$xx.xx trace/consumables is distinct from maintenance/spares and supplies the contrary consumables-intensity comparator, not a global observation. ([catsa-acsta.gc.ca](https://www.catsa-acsta.gc.ca/en/publications/2025-annual-report/notes-financial-statements))
- Evidence informing forecast-year allocation inputs; displayed values and growth are calculated: C$xx.xx trace/consumables is distinct from maintenance/spares and supplies the contrary consumables-intensity comparator, not a global observation. ([catsa-acsta.gc.ca](https://www.catsa-acsta.gc.ca/en/publications/2025-annual-report/notes-financial-statements))
- Evidence informing base-year allocation inputs; displayed values and growth are calculated: Separately reports C$xx.xx maintenance/spares, C$xx.xx trace/consumables and C$xx.xx training/certification, constraining attributable agency lifecycle expenditure.
- Evidence informing base-year allocation inputs; displayed values and growth are calculated: Separates screening-contractor payments from equipment support, preventing staffing expenditure from becoming equipment-market purchasing.
- Evidence informing forecast-year allocation inputs; displayed values and growth are calculated: Separately reports C$xx.xx maintenance/spares, C$xx.xx trace/consumables and C$xx.xx training/certification, constraining attributable agency lifecycle expenditure.
- Evidence informing forecast-year allocation inputs; displayed values and growth are calculated: Separates screening-contractor payments from equipment support, preventing staffing expenditure from becoming equipment-market purchasing.
- Evidence informing base-year allocation inputs; displayed values and growth are calculated: Audited expense disclosure reports C$xx.xx for maintenance and spare parts in the year ended March xx.xx 2025. It constrains support-spending materiality, not the amount attributable to an independent provider. ([catsa-acsta.gc.ca](https://www.catsa-acsta.gc.ca/en/publications/2025-annual-report/notes-financial-statements))

15. CATSA 2025 Annual Report - Management's Discussion and Analysis
    - Evidence informing base-year allocation inputs; displayed values and growth are calculated: EDS capital expenditure of C$xx.xx includes equipment and installation/integration and supplies the training-calibration denominator, subject to baggage attribution. ([catsa-acsta.gc.ca](https://www.catsa-acsta.gc.ca/en/publications/2025-annual-report/management-discussion-and-analysis))
    - Evidence informing forecast-year allocation inputs; displayed values and growth are calculated: EDS capital expenditure of C$xx.xx includes equipment and installation/integration and supplies the training-calibration denominator, subject to baggage attribution. ([catsa-acsta.gc.ca](https://www.catsa-acsta.gc.ca/en/publications/2025-annual-report/management-discussion-and-analysis))
    - Evidence informing base-year allocation inputs; displayed values and growth are calculated: The capital definition includes associated installation and integration, supporting the distinction between deployment services and equipment value. ([catsa-acsta.gc.ca](https://www.catsa-acsta.gc.ca/en/publications/2025-annual-report/management-discussion-and-analysis))
    - Evidence informing forecast-year allocation inputs; displayed values and growth are calculated: The capital definition includes associated installation and integration, supporting the distinction between deployment services and equipment value. ([catsa-acsta.gc.ca](https://www.catsa-acsta.gc.ca/en/publications/2025-annual-report/management-discussion-and-analysis))
    - Evidence informing forecast-year allocation inputs; displayed values and growth are calculated: Actual spending, original budget and reprofile amounts constrain the forecast's purchasing-execution interpretation; they are not a global growth rate. ([catsa-acsta.gc.ca](https://www.catsa-acsta.gc.ca/en/publications/2025-annual-report/management-discussion-and-analysis))
    - Evidence informing base-year allocation inputs; displayed values and growth are calculated: FY2024/xx.xx pre-board capital appropriations used were C$xx.xx. This supplies the Canadian purchasing comparison and a component of the non-passenger-to-cabin activity proxy, not a global share.
    - Evidence informing forecast-year allocation inputs; displayed values and growth are calculated: FY2024/xx.xx pre-board capital appropriations used were C$xx.xx. This supplies the Canadian purchasing comparison and a component of the non-passenger-to-cabin activity proxy, not a global share.
    - Evidence informing base-year allocation inputs; displayed values and growth are calculated: FY2024/xx.xx hold-baggage capital appropriations used were C$xx.xx; this constrains the independent application-capital comparison.
    - Evidence informing base-year allocation inputs; displayed values and growth are calculated: FY2024/xx.xx non-passenger capital appropriations used were C$xx.xx, below the original C$xx.xx budget. Actual purchasing informs the proxy and qualifies automatic announcement-to-revenue conversion.
    - Evidence informing forecast-year allocation inputs; displayed values and growth are calculated: FY2024/xx.xx non-passenger capital appropriations used were C$xx.xx, below the original C$xx.xx budget. Actual purchasing informs the proxy and qualifies automatic announcement-to-revenue conversion.
    - Evidence informing base-year allocation inputs; displayed values and growth are calculated: Reports C$xx.xx EDS capital expenditure for FY2024/xx.xx and identifies both baggage equipment and full-body scanners in the capital scope, requiring a baggage-attribution adjustment.
    - Evidence informing forecast-year allocation inputs; displayed values and growth are calculated: Reports C$xx.xx EDS capital expenditure for FY2024/xx.xx and identifies both baggage equipment and full-body scanners in the capital scope, requiring a baggage-attribution adjustment.
    - Evidence informing forecast-year allocation inputs; displayed values and growth are calculated: EDS outturn was C$xx.xx versus an original C$xx.xx plan and revised C$xx.xx budget. Reprofiling constrains assumed award conversion and deployment timing; it does not measure procurement-channel mix. ([catsa-acsta.gc.ca](https://www.catsa-acsta.gc.ca/en/publications/2025-annual-report/management-discussion-and-analysis))
    - Evidence informing base-year allocation inputs; displayed values and growth are calculated: The actual capital-project list identifies hold-baggage capacity expansion at Montréal-Trudeau, supporting the expansion classification, not its modeled global revenue weight.
    - Evidence informing forecast-year allocation inputs; displayed values and growth are calculated: The actual capital-project list identifies hold-baggage capacity expansion at Montréal-Trudeau, supporting the expansion classification, not its modeled global revenue weight.
    - Evidence informing base-year allocation inputs; displayed values and growth are calculated: The actual project list includes checkpoint CT deployment and hold-baggage oversize-equipment lifecycle management, supporting renewal activity without disclosing its purpose-specific spending.
    - Evidence informing forecast-year allocation inputs; displayed values and growth are calculated: The actual project list includes checkpoint CT deployment and hold-baggage oversize-equipment lifecycle management,

16. Aviation security screening approved equipment list
    - Evidence informing base-year allocation inputs; displayed values and growth are calculated: Baggage EDS/EDSCB and conventional X-ray classes support the inspection-system boundary, not sales weights. ([gov.uk](https://www.gov.uk/government/collections/aviation-security-screening-approved-equipment-list))
    - Evidence informing forecast-year allocation inputs; displayed values and growth are calculated: Baggage EDS/EDSCB and conventional X-ray classes support the inspection-system boundary, not sales weights. ([gov.uk](https://www.gov.uk/government/collections/aviation-security-screening-approved-equipment-list))
    - Evidence informing base-year allocation inputs; displayed values and growth are calculated: Liquid detectors are a distinct cabin-baggage category; the complete bulk-material extension remains modeled within the captured boundary. ([gov.uk](https://www.gov.uk/government/collections/aviation-security-screening-approved-equipment-list))
    - Evidence informing forecast-year allocation inputs; displayed values and growth are calculated: Liquid detectors are a distinct cabin-baggage category; the complete bulk-material extension remains modeled within the captured boundary. ([gov.uk](https://www.gov.uk/government/collections/aviation-security-screening-approved-equipment-list))
    - Evidence informing base-year allocation inputs; displayed values and growth are calculated: ETD serves baggage and other applications, requiring explicit baggage attribution rather than allocating all detector sales here. ([gov.uk](https://www.gov.uk/government/collections/aviation-security-screening-approved-equipment-list))
    - Evidence informing forecast-year allocation inputs; displayed values and growth are calculated: ETD serves baggage and other applications, requiring explicit baggage attribution rather than allocating all detector sales here. ([gov.uk](https://www.gov.uk/government/collections/aviation-security-screening-approved-equipment-list))
    - Evidence informing base-year allocation inputs; displayed values and growth are calculated: Dedicated ETD consumables are separately recognized, supporting goods classification without establishing spending or unrestricted interchangeability. ([gov.uk](https://www.gov.uk/government/collections/aviation-security-screening-approved-equipment-list))
    - Evidence informing forecast-year allocation inputs; displayed values and growth are calculated: Dedicated ETD consumables are separately recognized, supporting goods classification without establishing spending or unrestricted interchangeability. ([gov.uk](https://www.gov.uk/government/collections/aviation-security-screening-approved-equipment-list))
17. Quantifying the Impacts of Delayed Maintenance of Airport Assets: A Guide - Chapter 6, Baggage Handling Systems
    - Evidence informing base-year allocation inputs; displayed values and growth are calculated: The baggage-handling cost study uses a modeled xx.xx% labor share, adopted only as an adjacent support-cost proxy. ([nationalacademies.org](https://www.nationalacademies.org/read/xx.xx/chapter/xx.xx))
    - Evidence informing forecast-year allocation inputs; displayed values and growth are calculated: The baggage-handling cost study uses a modeled xx.xx% labor share, adopted only as an adjacent support-cost proxy. ([nationalacademies.org](https://www.nationalacademies.org/read/xx.xx/chapter/xx.xx))
    - Evidence informing base-year allocation inputs; displayed values and growth are calculated: Its corresponding modeled xx.xx% parts share calibrates the labor/goods separation; it is not an observed screening-equipment ratio. ([nationalacademies.org](https://www.nationalacademies.org/read/xx.xx/chapter/xx.xx))
    - Evidence informing forecast-year allocation inputs; displayed values and growth are calculated: Its corresponding modeled xx.xx% parts share calibrates the labor/goods separation; it is not an observed screening-equipment ratio. ([nationalacademies.org](https://www.nationalacademies.org/read/xx.xx/chapter/xx.xx))

18. Procurement of Next Generation Security Checkpoint Equipment - Contract Award Notice

- Evidence informing base-year allocation inputs; displayed values and growth are calculated: The seven-system award includes automated tray return, demonstrating bundled purchasing but no separately priced hardware allocation. ([sell2wales.gov.wales](https://www.sell2wales.gov.wales/search/show/search_view.aspx?ID=NOV417275))
- Evidence informing forecast-year allocation inputs; displayed values and growth are calculated: The seven-system award includes automated tray return, demonstrating bundled purchasing but no separately priced hardware allocation. ([sell2wales.gov.wales](https://www.sell2wales.gov.wales/search/show/search_view.aspx?ID=NOV417275))
- Evidence informing base-year allocation inputs; displayed values and growth are calculated: The integrated CT/tray-return scope constrains the automation interface boundary; it does not value general airport conveyors. ([sell2wales.gov.wales](https://www.sell2wales.gov.wales/search/show/search_view.aspx?ID=NOV417275))
- Evidence informing forecast-year allocation inputs; displayed values and growth are calculated: The integrated CT/tray-return scope constrains the automation interface boundary; it does not value general airport conveyors. ([sell2wales.gov.wales](https://www.sell2wales.gov.wales/search/show/search_view.aspx?ID=NOV417275))
- Evidence informing base-year allocation inputs; displayed values and growth are calculated: Central image processing is an explicit purchased function, without a separately disclosed license price. ([sell2wales.gov.wales](https://www.sell2wales.gov.wales/search/show/search_view.aspx?ID=NOV417275))
- Evidence informing forecast-year allocation inputs; displayed values and growth are calculated: Central image processing is an explicit purchased function, without a separately disclosed license price. ([sell2wales.gov.wales](https://www.sell2wales.gov.wales/search/show/search_view.aspx?ID=NOV417275))
- Evidence informing base-year allocation inputs; displayed values and growth are calculated: Supply, installation and commissioning are included deliverables, supporting deployment-service attribution without establishing its percentage. ([sell2wales.gov.wales](https://www.sell2wales.gov.wales/search/show/search_view.aspx?ID=NOV417275))
- Evidence informing forecast-year allocation inputs; displayed values and growth are calculated: Supply, installation and commissioning are included deliverables, supporting deployment-service attribution without establishing its percentage. ([sell2wales.gov.wales](https://www.sell2wales.gov.wales/search/show/search_view.aspx?ID=NOV417275))
- Evidence informing base-year allocation inputs; displayed values and growth are calculated: The October xx.xx 2022 award covers seven systems combining cabin CT, tray return, image processing and deployment responsibilities. It supports integrated purchased scope, not completed delivery or a global sales weight.
- Evidence informing forecast-year allocation inputs; displayed values and growth are calculated: The October xx.xx 2022 award covers seven systems combining cabin CT, tray return, image processing and deployment responsibilities. It supports integrated purchased scope, not completed delivery or a global sales weight.
- Evidence informing base-year allocation inputs; displayed values and growth are calculated: The integrated Newcastle procurement reports a GBP xx.xx-xx.xx offer range but no physical review-room location; its value cannot be assigned automatically to local review. ([sell2wales.gov.wales](https://www.sell2wales.gov.wales/search/show/search_view.aspx?ID=NOV417275))
- Evidence informing forecast-year allocation inputs; displayed values and growth are calculated: The integrated Newcastle procurement reports a GBP xx.xx-xx.xx offer range but no physical review-room location; its value cannot be assigned automatically to local review. ([sell2wales.gov.wales](https://www.sell2wales.gov.wales/search/show/search_view.aspx?ID=NOV417275))
- Evidence informing base-year allocation inputs; displayed values and growth are calculated: Central image processing is included, but a separate on-site room is not specified; constrains classification rather than supplying a remote-review sales weight. ([sell2wales.gov.wales](https://www.sell2wales.gov.wales/search/show/search_view.aspx?ID=NOV417275))
- Evidence informing forecast-year allocation inputs; displayed values and growth are calculated: Central image processing is included, but a separate on-site room is not specified; constrains classification rather than supplying a remote-review sales weight. ([sell2wales.gov.wales](https://www.sell2wales.gov.wales/search/show/search_view.aspx?ID=NOV417275))
- Evidence informing base-year allocation inputs; displayed values and growth are calculated: The bundled award does not identify a mixed-location package or its attributable price, preventing automatic hybrid classification. ([sell2wales.gov.wales](https://www.sell2wales.gov.wales/search/show/search_view.aspx?ID=NOV417275))
- Evidence informing forecast-year allocation inputs; displayed values and growth are calculated: The bundled award does not identify a mixed-location package or its attributable price, preventing automatic hybrid classification.

19. AI for Monitoring Aviation Security: Fraport and German Federal Police Start Regular Operation of APIDS
    - Evidence informing forecast-year allocation inputs; displayed values and growth are calculated: January xx.xx 2026 APIDS deployment demonstrates additional software adoption, without establishing separate revenue. ([fraport.com](https://www.fraport.com/en/newsroom/press-releases/2026/q1/ai-for-monitoring-aviation-security.html))
    - Evidence informing forecast-year allocation inputs; displayed values and growth are calculated: Deployment on more than xx.xx CT scanners is the independent quantitative rollout test; it does not validate the modeled license-growth factor. ([fraport.com](https://www.fraport.com/en/newsroom/press-releases/2026/q1/ai-for-monitoring-aviation-security.html))
    - Evidence informing forecast-year allocation inputs; displayed values and growth are calculated: On January xx.xx 2026, Fraport announced regular APIDS software operation on more than xx.xx existing Smiths CT scanners. This independently supports retained-system enhancement at one buyer, not global penetration or realized license revenue.
20. Smiths Detection - Digital Innovation
    - Evidence informing base-year allocation inputs; displayed values and growth are calculated: The supplier identifies detection applications as a commercial function; separate fee allocation remains assumed. ([smithsdetection.com](https://www.smithsdetection.com/digital-innovation/))
    - Evidence informing forecast-year allocation inputs; displayed values and growth are calculated: The supplier identifies detection applications as a commercial function; separate fee allocation remains assumed. ([smithsdetection.com](https://www.smithsdetection.com/digital-innovation/))
    - Evidence informing base-year allocation inputs; displayed values and growth are calculated: Centralized screening supports the image-review function, not an observed software revenue weight. ([smithsdetection.com](https://www.smithsdetection.com/digital-innovation/))
    - Evidence informing forecast-year allocation inputs; displayed values and growth are calculated: Centralized screening supports the image-review function, not an observed software revenue weight. ([smithsdetection.com](https://www.smithsdetection.com/digital-innovation/))
    - Evidence informing base-year allocation inputs; displayed values and growth are calculated: Connectivity, multi-vendor integration and equipment-health applications establish the fleet-management function without proving customer-specific rights or prices. ([smithsdetection.com](https://www.smithsdetection.com/digital-innovation/))
    - Evidence informing forecast-year allocation inputs; displayed values and growth are calculated: Connectivity, multi-vendor integration and equipment-health applications establish the fleet-management function without proving customer-specific rights or prices. ([smithsdetection.com](https://www.smithsdetection.com/digital-innovation/))
    - Evidence informing base-year allocation inputs; displayed values and growth are calculated: ELECTORA is offered for integrating multi-vendor devices, datasets and applications; establishes the vendor-platform category but discloses no category revenue or customer-specific substitution entitlement. ([smithsdetection.com](https://www.smithsdetection.com/digital-innovation/))
    - Evidence informing forecast-year allocation inputs; displayed values and growth are calculated: ELECTORA is offered for integrating multi-vendor devices, datasets and applications; establishes the vendor-platform category but discloses no category revenue or customer-specific substitution entitlement. ([smithsdetection.com](https://www.smithsdetection.com/digital-innovation/))
21. UK Civil Aviation Authority - Threat Image Projection (TIP)
    - Evidence informing base-year allocation inputs; displayed values and growth are calculated: TIP library approval and renewal obligations support continuing software commitments, not the modeled global fee or share. ([caa.co.uk](https://www.caa.co.uk/commercial-industry/security/training-and-human-factors/threat-image-projection/))
    - Evidence informing forecast-year allocation inputs; displayed values and growth are calculated: TIP library approval and renewal obligations support continuing software commitments, not the modeled global fee or share. ([caa.co.uk](https://www.caa.co.uk/commercial-industry/security/training-and-human-factors/threat-image-projection/))

22. Smiths Detection - Service

- Evidence informing base-year allocation inputs; displayed values and growth are calculated: Inclusive capital-equipment support covers labor and parts, requiring a single-count economic allocation across services and goods. ([smithsdetection.com](https://www.smithsdetection.com/service/))
- Evidence informing forecast-year allocation inputs; displayed values and growth are calculated: Inclusive capital-equipment support covers labor and parts, requiring a single-count economic allocation across services and goods. ([smithsdetection.com](https://www.smithsdetection.com/service/))
- Evidence informing base-year allocation inputs; displayed values and growth are calculated: Equipment-specific training and certification are commercial offerings distinct from routine screening staffing. ([smithsdetection.com](https://www.smithsdetection.com/service/))
- Evidence informing forecast-year allocation inputs; displayed values and growth are calculated: Equipment-specific training and certification are commercial offerings distinct from routine screening staffing. ([smithsdetection.com](https://www.smithsdetection.com/service/))
- Evidence informing base-year allocation inputs; displayed values and growth are calculated: The parts-support offering and inclusive contracts corroborate the goods boundary, but not the assumed xx.xx% allocation. ([smithsdetection.com](https://www.smithsdetection.com/service/))
- Evidence informing forecast-year allocation inputs; displayed values and growth are calculated: The parts-support offering and inclusive contracts corroborate the goods boundary, but not the assumed xx.xx% allocation. ([smithsdetection.com](https://www.smithsdetection.com/service/))
- Evidence informing base-year allocation inputs; displayed values and growth are calculated: Describes inclusive labor-and-parts contracts and manufacturer support, supporting nonduplicative lifecycle attribution to projection equipment, not a verified xx.xx% fee. ([smithsdetection.com](https://www.smithsdetection.com/service/))
- Evidence informing forecast-year allocation inputs; displayed values and growth are calculated: Describes inclusive labor-and-parts contracts and manufacturer support, supporting nonduplicative lifecycle attribution to projection equipment, not a verified xx.xx% fee. ([smithsdetection.com](https://www.smithsdetection.com/service/))
- Evidence informing base-year allocation inputs; displayed values and growth are calculated: Supports the existence of manufacturer lifecycle offerings; broad service-footprint counts are not used as CT revenue weights.
- Evidence informing forecast-year allocation inputs; displayed values and growth are calculated: Supports the existence of manufacturer lifecycle offerings; broad service-footprint counts are not used as CT revenue weights.
- Evidence informing base-year allocation inputs; displayed values and growth are calculated: Supports commercial maintenance, refurbishment and parts offerings for portable equipment without establishing baggage-specific service receipts.
- Evidence informing forecast-year allocation inputs; displayed values and growth are calculated: Supports commercial maintenance, refurbishment and parts offerings for portable equipment without establishing baggage-specific service receipts.
- Evidence informing base-year allocation inputs; displayed values and growth are calculated: The manufacturer markets direct on-site support and inclusive capital-equipment labor-and-parts contracts. This supports a continuing manufacturer-service alternative, without measuring a pricing premium. ([smithsdetection.com](https://www.smithsdetection.com/service/))
- Evidence informing forecast-year allocation inputs; displayed values and growth are calculated: The manufacturer markets direct on-site support and inclusive capital-equipment labor-and-parts contracts. This supports a continuing manufacturer-service alternative, without measuring a pricing premium. ([smithsdetection.com](https://www.smithsdetection.com/service/))
- Evidence informing base-year allocation inputs; displayed values and growth are calculated: Manufacturer-provided bundled support is a commercial alternative to separate technical-service procurement, limiting assumptions of unrestricted third-party substitution. ([smithsdetection.com](https://www.smithsdetection.com/service/))
- Evidence informing forecast-year allocation inputs; displayed values and growth are calculated: Manufacturer-provided bundled support is a commercial alternative to separate technical-service procurement, limiting assumptions of unrestricted third-party substitution. ([smithsdetection.com](https://www.smithsdetection.com/service/))

23. Hold baggage screening upgrade, Dublin and Cork Airports, Ireland

- Evidence informing base-year allocation inputs; displayed values and growth are calculated: Separate professional-service appointments cover project controls, design oversight and interface management; the broader construction budget is not used as screening-service revenue. ([neccontract.com](https://www.neccontract.com/projects/hold-baggage-screening-upgrade-dublin-and-cork-airports-ireland))
- Evidence informing forecast-year allocation inputs; displayed values and growth are calculated: Separate professional-service appointments cover project controls, design oversight and interface management; the broader construction budget is not used as screening-service revenue. ([neccontract.com](https://www.neccontract.com/projects/hold-baggage-screening-upgrade-dublin-and-cork-airports-ireland))
- Evidence informing base-year allocation inputs; displayed values and growth are calculated: Describes three upgraded hold-baggage systems delivered through separate construction, baggage-integration and advisory appointments, completed in March 2023. Supports integrated-system attribution without assuming a universal single-prime model.
- Evidence informing forecast-year allocation inputs; displayed values and growth are calculated: Describes three upgraded hold-baggage systems delivered through separate construction, baggage-integration and advisory appointments, completed in March 2023. Supports integrated-system attribution without assuming a universal single-prime model.

24. Corporate Plan 2025-26 to 2029-30 Summary - Financial Overview
    - Evidence informing base-year allocation inputs; displayed values and growth are calculated: CATSA distinguishes major-checkpoint CT replacement from single-view-to-multiview replacement elsewhere, supporting application-specific projection demand and forecast assumptions. It also discloses capital funding subject to reprofile approval. ([catsa-acsta.gc.ca](https://www.catsa-acsta.gc.ca/en/publications/corporate-plan-2025-xx.xx-2029-xx.xx/financial-overview))
    - Evidence informing forecast-year allocation inputs; displayed values and growth are calculated: CATSA distinguishes major-checkpoint CT replacement from single-view-to-multiview replacement elsewhere, supporting application-specific projection demand and forecast assumptions. It also discloses capital funding subject to reprofile approval. ([catsa-acsta.gc.ca](https://www.catsa-acsta.gc.ca/en/publications/corporate-plan-2025-xx.xx-2029-xx.xx/financial-overview))
    - Evidence informing base-year allocation inputs; displayed values and growth are calculated: Identifies single-view equipment as a replacement population, supporting the modeled displacement mechanism rather than an observed global share.
    - Evidence informing forecast-year allocation inputs; displayed values and growth are calculated: Identifies single-view equipment as a replacement population, supporting the modeled displacement mechanism rather than an observed global share.
    - Evidence informing base-year allocation inputs; displayed values and growth are calculated: Multiview remains a planned purchasing destination at non-passenger checkpoints and Class xx.xx airports, qualifying universal CT substitution.
    - Evidence informing forecast-year allocation inputs; displayed values and growth are calculated: Multiview remains a planned purchasing destination at non-passenger checkpoints and Class xx.xx airports, qualifying universal CT substitution.
    - Evidence informing base-year allocation inputs; displayed values and growth are calculated: CT replacement is a stated major-checkpoint investment priority, subject to funding and delivery risks; this supports direction, not the modeled global share.
    - Evidence informing forecast-year allocation inputs; displayed values and growth are calculated: CT replacement is a stated major-checkpoint investment priority, subject to funding and delivery risks; this supports direction, not the modeled global share.
    - Evidence informing base-year allocation inputs; displayed values and growth are calculated: The plan includes additional screening equipment and expansion of existing hold-baggage screening capacity. Its FY2025/xx.xx capital budget is C$xx.xx across mixed activities; plans are not recognized supplier revenue.
    - Evidence informing forecast-year allocation inputs; displayed values and growth are calculated: The plan includes additional screening equipment and expansion of existing hold-baggage screening capacity. Its FY2025/xx.xx capital budget is C$xx.xx across mixed activities; plans are not recognized supplier revenue.
    - Evidence informing base-year allocation inputs; displayed values and growth are calculated: The plan distinguishes replacement of checkpoint X-ray equipment with CT and asset lifecycle renewal from additional capacity. Funding, partner timing and reprofiling qualify forecast realization.
    - Evidence informing forecast-year allocation inputs; displayed values and growth are calculated: The plan distinguishes replacement of checkpoint X-ray equipment with CT and asset lifecycle renewal from additional capacity. Funding, partner timing and reprofiling qualify forecast realization.
25. ECAC CEP Public Equipment List - Explosive Detection Systems, Update 18 April 2025
    - Evidence informing base-year allocation inputs; displayed values and growth are calculated: The April xx.xx 2025 list retains XRD xx.xx supporting the legacy commercial-category premise but not the assumed installed cohort or sales volume. ([ecac-ceac.org](https://www.ecac-ceac.org/images/activities/security/ECAC-CEP-EDS-equipment_public_list_update_20250418.pdf))
    - Evidence informing forecast-year allocation inputs; displayed values and growth are calculated: The April xx.xx 2025 list retains XRD xx.xx supporting the legacy commercial-category premise but not the assumed installed cohort or sales volume. ([ecac-ceac.org](https://www.ecac-ceac.org/images/activities/security/ECAC-CEP-EDS-equipment_public_list_update_20250418.pdf))

26. Partners - HALO X-ray Technologies Ltd

· Evidence informing base-year allocation inputs; displayed values and growth are calculated: Named airport pilots and approximately USD xx.xx and USD xx.xx development programs establish commercialization activity and program scale, not realized annual XRD equipment revenue. ([haloxray.com](https://www.haloxray.com/partners))

· Evidence informing forecast-year allocation inputs; displayed values and growth are calculated: Named airport pilots and approximately USD xx.xx and USD xx.xx development programs establish commercialization activity and program scale, not realized annual XRD equipment revenue. ([haloxray.com](https://www.haloxray.com/partners))

27. Explosives Trace Detectors (ETDs): Market Survey Report, November 2021

· Evidence informing base-year allocation inputs; displayed values and growth are calculated: Historical IONSCAN xx.xx list-price configurations around USD xx.xx-xx.xx constrain the IMS price class; they do not establish 2025 purchasing volumes or realizations. ([dhs.gov](https://dhs.gov/sites/default/files/2021-xx.xx/SAVER_Explosives%20Trace%20Detectors%20MSR_08Nov2021_Final-xx.xx.pdf))

· Evidence informing forecast-year allocation inputs; displayed values and growth are calculated: Historical IONSCAN xx.xx list-price configurations around USD xx.xx-xx.xx constrain the IMS price class; they do not establish 2025 purchasing volumes or realizations. ([dhs.gov](https://dhs.gov/sites/default/files/2021-xx.xx/SAVER_Explosives%20Trace%20Detectors%20MSR_08Nov2021_Final-xx.xx.pdf))

· Evidence informing base-year allocation inputs; displayed values and growth are calculated: The Fido X4 historical USD xx.xx list-price benchmark supports the explicit nominal-price bridge; baggage attribution and unit mix remain modeled.

· Evidence informing forecast-year allocation inputs; displayed values and growth are calculated: The Fido X4 historical USD xx.xx list-price benchmark supports the explicit nominal-price bridge; baggage attribution and unit mix remain modeled.

28. Astrotech Corporation - Form 10-K for the Fiscal Year Ended June 30, 2025

· Evidence informing base-year allocation inputs; displayed values and growth are calculated: Discloses FY2025 product and service revenue, xx.xx deployment locations, and a six-unit USD xx.xx order. These provide a price comparator and supplier-scale check, not baggage-only revenue. ([sec.gov](https://www.sec.gov/Archives/edgar/data/xx.xx/xx.xx/astc20250630_10k.htm))

· Evidence informing forecast-year allocation inputs; displayed values and growth are calculated: Discloses FY2025 product and service revenue, xx.xx deployment locations, and a six-unit USD xx.xx order. These provide a price comparator and supplier-scale check, not baggage-only revenue. ([sec.gov](https://www.sec.gov/Archives/edgar/data/xx.xx/xx.xx/astc20250630_10k.htm))

29. Astrotech Corporation - Form 10-K for the Fiscal Year Ended June 30, 2026

· Evidence informing base-year allocation inputs; displayed values and growth are calculated: Reports eight TRACER units sold in FY2025 versus three in FY2026, identifies grant-related revenue within FY2025 product revenue, and describes a potential subsidiary sale. These constrain MS attribution and forecast optimism. ([sec.gov](https://www.sec.gov/Archives/edgar/data/xx.xx/xx.xx/astc20260630_10k.htm))

· Evidence informing forecast-year allocation inputs; displayed values and growth are calculated: Reports eight TRACER units sold in FY2025 versus three in FY2026, identifies grant-related revenue within FY2025 product revenue, and describes a potential subsidiary sale. These constrain MS attribution and forecast optimism. ([sec.gov](https://www.sec.gov/Archives/edgar/data/xx.xx/xx.xx/astc20260630_10k.htm))

30. Liquid Explosive Detector, Bottle Liquid Scanner, Insight - Agilent

· Evidence informing base-year allocation inputs; displayed values and growth are calculated: Identifies Raman-based airport resolution products and dated September 2025 launch and May 2026 contract announcements. Supports category continuity and adoption premises, not global unit or revenue shares. ([agilent.com](https://www.agilent.com/en/product/molecular-spectroscopy/raman-spectroscopy/raman-aviation-security-systems/insight-series-alarm-resolution-systems))

· Evidence informing forecast-year allocation inputs; displayed values and growth are calculated: Identifies Raman-based airport resolution products and dated September 2025 launch and May 2026 contract announcements. Supports category continuity and adoption premises, not global unit or revenue shares. ([agilent.com](https://www.agilent.com/en/product/molecular-spectroscopy/raman-spectroscopy/raman-aviation-security-systems/insight-series-alarm-resolution-systems))

31. Bottle Liquid Scanner for Sale from China - Securina

· Evidence informing base-year allocation inputs; displayed values and growth are calculated: Positions microwave-based liquid-screening products for airports and customs. Supports commercial classification only; prices, authorization and purchasing weights remain assumptions. ([securinadetection.com](https://www.securinadetection.com/Bottle-Liquid-Scanner-Manufacturer-China.html))

· Evidence informing forecast-year allocation inputs; displayed values and growth are calculated: Positions microwave-based liquid-screening products for airports and customs. Supports commercial classification only; prices, authorization and purchasing weights remain assumptions. ([securinadetection.com](https://www.securinadetection.com/Bottle-Liquid-Scanner-Manufacturer-China.html))

32. Quick, Accurate Threat-Detection Scanner for Liquid, Aerosol, and Gels Eases and Secures Air Travel Worldwide

· Evidence informing base-year allocation inputs; displayed values and growth are calculated: Identifies LS10 as a complete commercial liquid scanner combining RF and ultrasonic capabilities, supporting nonduplicative complete-product attribution. ([battelle.org](https://www.battelle.org/insights/case-studies/case-study-details/quick-accurate-threat-detection-scanner-for-liquid-aerosol-and-gels-eases-and-secures-air-travel-worldwide))

· Evidence informing forecast-year allocation inputs; displayed values and growth are calculated: Identifies LS10 as a complete commercial liquid scanner combining RF and ultrasonic capabilities, supporting nonduplicative complete-product attribution. ([battelle.org](https://www.battelle.org/insights/case-studies/case-study-details/quick-accurate-threat-detection-scanner-for-liquid-aerosol-and-gels-eases-and-secures-air-travel-worldwide))

33. ECAC CEP Public Equipment List - Liquid Explosive Detection Systems, Update 10 July 2025

· Evidence informing base-year allocation inputs; displayed values and growth are calculated: The July xx.xx 2025 list includes One Resonance Sensors MobiLab BLS. This supports retained listed status for a named product, not active supply, paid installed stock or observed receipts. ([ecac-ceac.org](https://www.ecac-ceac.org/images/activities/security/ECAC-CEP-LEDS%20equipment%20public%20list-update%xx.xx-xx.xx-rev1.pdf))

· Evidence informing forecast-year allocation inputs; displayed values and growth are calculated: The July xx.xx 2025 list includes One Resonance Sensors MobiLab BLS. This supports retained listed status for a named product, not active supply, paid installed stock or observed receipts. ([ecac-ceac.org](https://www.ecac-ceac.org/images/activities/security/ECAC-CEP-LEDS%20equipment%20public%20list-update%xx.xx-xx.xx-rev1.pdf))

34. MobiLab BLS Bottled Liquid Scanner Endorsed By European Civil Aviation Conference

· Evidence informing base-year allocation inputs; displayed values and growth are calculated: The company's May xx.xx 2014 announcement identifies MobiLab BLS as an NMR-based airport liquid scanner and states that orders were being accepted. Establishes historical commercial offering, not 2025 deliveries. ([prnewswire.com](https://www.prnewswire.com/news-releases/mobilab-bls-bottled-liquid-scanner-endorsed-by-european-civil-aviation-conference-xx.xx.html))

· Evidence informing forecast-year allocation inputs; displayed values and growth are calculated: The company's May xx.xx 2014 announcement identifies MobiLab BLS as an NMR-based airport liquid scanner and states that orders were being accepted. Establishes historical commercial offering, not 2025 deliveries. ([prnewswire.com](https://www.prnewswire.com/news-releases/mobilab-bls-bottled-liquid-scanner-endorsed-by-european-civil-aviation-conference-xx.xx.html))

35. SafePointe BLS Powered by ORS - Bottled Liquid Explosives Detection Solution

· Evidence informing base-year allocation inputs; displayed values and growth are calculated: The branded supplier brochure documents an ORS-powered bottled-liquid product channel. Its availability does not establish current orders or support continuity; it supports only the legacy-channel modeling premise. ([uploads-ssl.webflow.com](https://uploads-ssl.webflow.com/608330bcae48962bf6d7ff37/6149f80be6c30d34b5e3debe_BLS-Flyer-Compressed.pdf))

· Evidence informing forecast-year allocation inputs; displayed values and growth are calculated: The branded supplier brochure documents an ORS-powered bottled-liquid product channel. Its availability does not establish current orders or support continuity; it supports only the legacy-channel modeling premise. ([uploads-ssl.webflow.com](https://uploads-ssl.webflow.com/608330bcae48962bf6d7ff37/6149f80be6c30d34b5e3debe_BLS-Flyer-Compressed.pdf))

36. Florida Division of Corporations - One Resonance Sensors, LLC, Entity Detail

· Evidence informing base-year allocation inputs; displayed values and growth are calculated: The official registry records One Resonance Sensors, LLC as inactive following administrative dissolution on September xx.xx 2019. This counterevidence constrains continuity assumptions but does not prove zero surviving product support. ([search.sunbiz.org](https://search.sunbiz.org/Inquiry/CorporationSearch/SearchResultDetail?aggregateId=flal-l11000122986-c57f60b3-690d-4c87-836a-9aeb045075e8&directionType=CurrentList&inquirytype=EntityName&listNameOrder=ONERESONANCESENSORS+L110001229860&searchNameOrder=ONERESONANCESENSORS+L110001229860&searchTerm=ONE+RED+AMPERSAND+LLC))

· Evidence informing forecast-year allocation inputs; displayed values and growth are calculated: The official registry records One Resonance Sensors, LLC as inactive following administrative dissolution on September xx.xx 2019. This counterevidence constrains continuity assumptions but does not prove zero surviving product support. ([search.sunbiz.org](https://search.sunbiz.org/Inquiry/CorporationSearch/SearchResultDetail?aggregateId=flal-l11000122986-c57f60b3-690d-4c87-836a-9aeb045075e8&directionType=CurrentList&inquirytype=EntityName&listNameOrder=ONERESONANCESENSORS+L110001229860&searchNameOrder=ONERESONANCESENSORS+L110001229860&searchTerm=ONE+RED+AMPERSAND+LLC))

37. Explosive Detection - Teledyne FLIR Defense

· Evidence informing base-year allocation inputs; displayed values and growth are calculated: Lists offered Fido X-series products and service support, supporting commercial offering continuity only, not airport-specific eligibility or sales weights. ([flir.com](https://www.flir.com/threat-detection/explosives/))

· Evidence informing forecast-year allocation inputs; displayed values and growth are calculated: Lists offered Fido X-series products and service support, supporting commercial offering continuity only, not airport-specific eligibility or sales weights. ([flir.com](https://www.flir.com/threat-detection/explosives/))

38. Scintrex Trace E3500 Explosive Trace Detection Unit - SecurityPro USA

· Evidence informing base-year allocation inputs; displayed values and growth are calculated: The distributor offers E3500 chemiluminescence equipment and identifies customs/border applications. Supports a commercial category lead, not measured airport purchasing or the assumed price. ([securityprousa.com](https://www.securityprousa.com/collections/explosive-detection/products/scintrex-trace-e3500-explosive-trace-detection-unit))

· Evidence informing forecast-year allocation inputs; displayed values and growth are calculated: The distributor offers E3500 chemiluminescence equipment and identifies customs/border applications. Supports a commercial category lead, not measured airport purchasing or the assumed price. ([securityprousa.com](https://www.securityprousa.com/collections/explosive-detection/products/scintrex-trace-e3500-explosive-trace-detection-unit))

39. Portable Explosive Detector - Trace Detector EVD-3000+

- Evidence informing base-year allocation inputs; displayed values and growth are calculated: The distributor offers EVD-xx.xx+ thermo-redox equipment. Supports offered-product classification, not airport authorization, purchasing volume or the modeled realization. ([securityprousa.com](https://www.securityprousa.com/products/scintrex-trace-evd-xx.xx-portable-trace-detection-unit))
- Evidence informing forecast-year allocation inputs; displayed values and growth are calculated: The distributor offers EVD-xx.xx+ thermo-redox equipment. Supports offered-product classification, not airport authorization, purchasing volume or the modeled realization. ([securityprousa.com](https://www.securityprousa.com/products/scintrex-trace-evd-xx.xx-portable-trace-detection-unit))

40. CATSA's Purchase Order Terms and Conditions

- Evidence informing base-year allocation inputs; displayed values and growth are calculated: Contract terms constrain maintenance, parts and consumables escalation, qualifying unrestricted aftermarket pricing assumptions in the projection lifecycle model. ([catsa-acsta.gc.ca](https://www.catsa-acsta.gc.ca/en/publications/catsa-s-purchase-order-terms-and-conditions))
- Evidence informing forecast-year allocation inputs; displayed values and growth are calculated: Contract terms constrain maintenance, parts and consumables escalation, qualifying unrestricted aftermarket pricing assumptions in the projection lifecycle model. ([catsa-acsta.gc.ca](https://www.catsa-acsta.gc.ca/en/publications/catsa-s-purchase-order-terms-and-conditions))
- Evidence informing base-year allocation inputs; displayed values and growth are calculated: Contractual price limits constrain the pricing premise, but do not verify CT-specific global support receipts.
- Evidence informing forecast-year allocation inputs; displayed values and growth are calculated: Contractual price limits constrain the pricing premise, but do not verify CT-specific global support receipts.
- Evidence informing base-year allocation inputs; displayed values and growth are calculated: Maintenance and consumable escalation limits qualify the trace-platform pricing assumption rather than establishing the modeled IMS share.
- Evidence informing forecast-year allocation inputs; displayed values and growth are calculated: Maintenance and consumable escalation limits qualify the trace-platform pricing assumption rather than establishing the modeled IMS share.
- Evidence informing base-year allocation inputs; displayed values and growth are calculated: The pre-existing-software clause grants broad license rights without transferring ownership; proprietary ownership alone therefore cannot establish the Closed revenue numerator. ([catsa-acsta.gc.ca](https://www.catsa-acsta.gc.ca/en/publications/catsa-s-purchase-order-terms-and-conditions))
- Evidence informing forecast-year allocation inputs; displayed values and growth are calculated: The pre-existing-software clause grants broad license rights without transferring ownership; proprietary ownership alone therefore cannot establish the Closed revenue numerator. ([catsa-acsta.gc.ca](https://www.catsa-acsta.gc.ca/en/publications/catsa-s-purchase-order-terms-and-conditions))
- Evidence informing base-year allocation inputs; displayed values and growth are calculated: Software modification rights are not themselves proof of standards-based interfaces or independent component substitution; supports conservative classification. ([catsa-acsta.gc.ca](https://www.catsa-acsta.gc.ca/en/publications/catsa-s-purchase-order-terms-and-conditions))
- Evidence informing forecast-year allocation inputs; displayed values and growth are calculated: Software modification rights are not themselves proof of standards-based interfaces or independent component substitution; supports conservative classification. ([catsa-acsta.gc.ca](https://www.catsa-acsta.gc.ca/en/publications/catsa-s-purchase-order-terms-and-conditions))

41. Liquids Scanner for Airport Security - UC Davis
    - Evidence informing base-year allocation inputs; displayed values and growth are calculated: The February xx.xx 2011 account establishes a development contract and licensing relationship. Its development allocation is excluded from 2025 receipts and does not establish a surviving commercial cohort. ([ucdavis.edu](https://www.ucdavis.edu/news/liquids-scanner-airport-security))
    - Evidence informing forecast-year allocation inputs; displayed values and growth are calculated: The February xx.xx 2011 account establishes a development contract and licensing relationship. Its development allocation is excluded from 2025 receipts and does not establish a surviving commercial cohort. ([ucdavis.edu](https://www.ucdavis.edu/news/liquids-scanner-airport-security))
42. Open Architecture for Airport Security Systems, Second Edition
    - Evidence informing base-year allocation inputs; displayed values and growth are calculated: Distinguishes proprietary integration from interoperable connections, supporting the category boundary rather than an observed revenue share. ([aci-europe.org](https://aci-europe.org/downloads/resources/Open%20Architecture%20for%20Airport%20Security%20Systems%202nd%20Edition.pdf))
    - Evidence informing forecast-year allocation inputs; displayed values and growth are calculated: Distinguishes proprietary integration from interoperable connections, supporting the category boundary rather than an observed revenue share. ([aci-europe.org](https://aci-europe.org/downloads/resources/Open%20Architecture%20for%20Airport%20Security%20Systems%202nd%20Edition.pdf))
    - Evidence informing base-year allocation inputs; displayed values and growth are calculated: Integration does not guarantee interoperability; this constrains attribution of vendor-mediated configurations. ([aci-europe.org](https://aci-europe.org/downloads/resources/Open%20Architecture%20for%20Airport%20Security%20Systems%202nd%20Edition.pdf))
    - Evidence informing forecast-year allocation inputs; displayed values and growth are calculated: Integration does not guarantee interoperability; this constrains attribution of vendor-mediated configurations. ([aci-europe.org](https://aci-europe.org/downloads/resources/Open%20Architecture%20for%20Airport%20Security%20Systems%202nd%20Edition.pdf))
    - Evidence informing base-year allocation inputs; displayed values and growth are calculated: Allows identified partial compliance and discusses accountable integration responsibilities; supports scoped open attribution, not whole-purchase reclassification. ([aci-europe.org](https://aci-europe.org/downloads/resources/Open%20Architecture%20for%20Airport%20Security%20Systems%202nd%20Edition.pdf))
    - Evidence informing forecast-year allocation inputs; displayed values and growth are calculated: Allows identified partial compliance and discusses accountable integration responsibilities; supports scoped open attribution, not whole-purchase reclassification. ([aci-europe.org](https://aci-europe.org/downloads/resources/Open%20Architecture%20for%20Airport%20Security%20Systems%202nd%20Edition.pdf))

43. CATSA 2025 Annual Report - Overview of Activities

- Evidence informing base-year allocation inputs; displayed values and growth are calculated: Reports xx.xx CATSA Plus lines across xx.xx airports serving more than xx.xx% of passengers in 2024/xx.xx; provides an independent integration-activity check, not a direct value allocation. ([catsa-acsta.gc.ca](https://www.catsa-acsta.gc.ca/en/publications/2025-annual-report/overview-activities))
- Evidence informing forecast-year allocation inputs; displayed values and growth are calculated: Reports xx.xx CATSA Plus lines across xx.xx airports serving more than xx.xx% of passengers in 2024/xx.xx; provides an independent integration-activity check, not a direct value allocation. ([catsa-acsta.gc.ca](https://www.catsa-acsta.gc.ca/en/publications/2025-annual-report/overview-activities))
- Evidence informing base-year allocation inputs; displayed values and growth are calculated: The reported modernized passenger coverage constrains an assumption of universally standalone activity, while leaving commercial architecture and revenue attribution unresolved. ([catsa-acsta.gc.ca](https://www.catsa-acsta.gc.ca/en/publications/2025-annual-report/overview-activities))
- Evidence informing forecast-year allocation inputs; displayed values and growth are calculated: The reported modernized passenger coverage constrains an assumption of universally standalone activity, while leaving commercial architecture and revenue attribution unresolved. ([catsa-acsta.gc.ca](https://www.catsa-acsta.gc.ca/en/publications/2025-annual-report/overview-activities))
- Evidence informing forecast-year allocation inputs; displayed values and growth are calculated: The annual report identifies enhanced non-passenger requirements and implementation planned from spring 2025. This supports a conditional modernization premise, not the modeled global uptake factor.
- Evidence informing base-year allocation inputs; displayed values and growth are calculated: Reports xx.xx CATSA Plus lines and more than xx.xx% passenger coverage in 2024/xx.xx; provides a Canadian adoption comparator, not a global local-review revenue weight. ([catsa-acsta.gc.ca](https://www.catsa-acsta.gc.ca/en/publications/2025-annual-report/overview-activities))
- Evidence informing forecast-year allocation inputs; displayed values and growth are calculated: Reports xx.xx CATSA Plus lines and more than xx.xx% passenger coverage in 2024/xx.xx; provides a Canadian adoption comparator, not a global local-review revenue weight. ([catsa-acsta.gc.ca](https://www.catsa-acsta.gc.ca/en/publications/2025-annual-report/overview-activities))
- Evidence informing base-year allocation inputs; displayed values and growth are calculated: Identifies remote screening within CATSA Plus and quantifies deployment; constrains the commercial-adoption premise but does not establish each review room's location. ([catsa-acsta.gc.ca](https://www.catsa-acsta.gc.ca/en/publications/2025-annual-report/overview-activities))
- Evidence informing forecast-year allocation inputs; displayed values and growth are calculated: Identifies remote screening within CATSA Plus and quantifies deployment; constrains the commercial-adoption premise but does not establish each review room's location. ([catsa-acsta.gc.ca](https://www.catsa-acsta.gc.ca/en/publications/2025-annual-report/overview-activities))
- Evidence informing base-year allocation inputs; displayed values and growth are calculated: Deployment coverage constrains the addressable network-enabled pool; it does not disclose hybrid contracts or justify the modeled hybrid percentage. ([catsa-acsta.gc.ca](https://www.catsa-acsta.gc.ca/en/publications/2025-annual-report/overview-activities))
- Evidence informing forecast-year allocation inputs; displayed values and growth are calculated: Deployment coverage constrains the addressable network-enabled pool; it does not disclose hybrid contracts or justify the modeled hybrid percentage. ([catsa-acsta.gc.ca](https://www.catsa-acsta.gc.ca/en/publications/2025-annual-report/overview-activities))

44. CATSA - Beyond the Checkpoint, December 2025

- Evidence informing base-year allocation inputs; displayed values and growth are calculated: Reports xx.xx operational CT machines at eight airports and a modular-line average of xx.xx passengers per hour versus xx.xx for traditional multi-split lines; supports the bounded throughput-to-unit bridge and phased-deployment premise. ([catsa-acsta.gc.ca](https://www.catsa-acsta.gc.ca/en/about-us/beyond-checkpoint-2025-december))
- Evidence informing forecast-year allocation inputs; displayed values and growth are calculated: Reports xx.xx operational CT machines at eight airports and a modular-line average of xx.xx passengers per hour versus xx.xx for traditional multi-split lines; supports the bounded throughput-to-unit bridge and phased-deployment premise. ([catsa-acsta.gc.ca](https://www.catsa-acsta.gc.ca/en/about-us/beyond-checkpoint-2025-december))

45. Smiths Detection Delivers Fully Automated International Remote Baggage Screening System Between South Korea and the United States

- Evidence informing base-year allocation inputs; displayed values and growth are calculated: The January xx.xx 2026 disclosure identifies xx.xx software licenses and DICOS V3.xx.xx exchange, and dates operational service to August 2025. Supports commercial standards-based activity and forecast feasibility, not an observed global share or a confirmed 2025 license inventory. ([smithsdetection.com](https://www.smithsdetection.com/press-releases/smiths-detection-delivers-fully-automated-international-remote-baggage-screening-system-between-south-korea-and-the-united-states/))
- Evidence informing forecast-year allocation inputs; displayed values and growth are calculated: The January xx.xx 2026 disclosure identifies xx.xx software licenses and DICOS V3.xx.xx exchange, and dates operational service to August 2025. Supports commercial standards-based activity and forecast feasibility, not an observed global share or a confirmed 2025 license inventory. ([smithsdetection.com](https://www.smithsdetection.com/press-releases/smiths-detection-delivers-fully-automated-international-remote-baggage-screening-system-between-south-korea-and-the-united-states/))

46. SeeTrue Marks Milestone with Over 100 X-ray Checkpoint Installations of Advanced AI-Based Threat Detection Software

- Evidence informing base-year allocation inputs; displayed values and growth are calculated: The December xx.xx 2024 announcement reports the 100th operational screening lane across airports and other sectors. Provides a limited commercial-adoption scale check; it is neither airport-only nor a census of standards-based entitlements. ([seetrue.ai](https://www.seetrue.ai/seetrue-marks-milestone-with-over-xx.xx-x-ray-checkpoint-installations-of-advanced-ai-based-threat-detection-software/))
- Evidence informing forecast-year allocation inputs; displayed values and growth are calculated: The December xx.xx 2024 announcement reports the 100th operational screening lane across airports and other sectors. Provides a limited commercial-adoption scale check; it is neither airport-only nor a census of standards-based entitlements. ([seetrue.ai](https://www.seetrue.ai/seetrue-marks-milestone-with-over-xx.xx-x-ray-checkpoint-installations-of-advanced-ai-based-threat-detection-software/))

47. Scarabee's Checkpoint Property Screening System to be deployed at DEN

- Evidence informing base-year allocation inputs; displayed values and growth are calculated: Describes a xx.xx-lane Denver award combining Scarabee lanes with Smiths scanners. Corroborates a commercial mixed-supplier integration route; an award is not realized annual revenue or proof of unrestricted interoperability. ([daifukuatec.com](https://daifukuatec.com/news/scarabees-checkpoint-property-screening-system-to-be-deployed-at-den))
- Evidence informing forecast-year allocation inputs; displayed values and growth are calculated: Describes a xx.xx-lane Denver award combining Scarabee lanes with Smiths scanners. Corroborates a commercial mixed-supplier integration route; an award is not realized annual revenue or proof of unrestricted interoperability. ([daifukuatec.com](https://daifukuatec.com/news/scarabees-checkpoint-property-screening-system-to-be-deployed-at-den))

48. CATSA Annual Report 2024 - Management's Discussion and Analysis

- Evidence informing base-year allocation inputs; displayed values and growth are calculated: FY2023/xx.xx pre-board capital appropriations used of C$xx.xx provide the second period in the non-passenger-to-cabin purchasing comparison.
- Evidence informing base-year allocation inputs; displayed values and growth are calculated: FY2023/xx.xx non-passenger capital appropriations used of C$xx.xx enter the two-period activity proxy; they do not identify the property-only fraction.
- Evidence informing forecast-year allocation inputs; displayed values and growth are calculated: FY2023/xx.xx non-passenger capital appropriations used of C$xx.xx enter the two-period activity proxy; they do not identify the property-only fraction.

49. Smiths Detection confirm order of 91 advanced scanners for new terminals at Moscow Sheremetyevo International Airport
    - Evidence informing base-year allocation inputs; displayed values and growth are calculated: The dated airport deployment includes xx.xx entrance baggage systems and xx.xx cabin-checkpoint systems. Their ratio supplies a historical relative-density proxy, subsequently discounted for assumed global coverage.
    - Evidence informing forecast-year allocation inputs; displayed values and growth are calculated: The dated airport deployment includes xx.xx entrance baggage systems and xx.xx cabin-checkpoint systems. Their ratio supplies a historical relative-density proxy, subsequently discounted for assumed global coverage.
50. Cochin International Airport Selects Smiths Detection's CTX 9800 for Next-Generation Hold Baggage Screening
    - Evidence informing base-year allocation inputs; displayed values and growth are calculated: The May 2017 deployment identifies xx.xx customs baggage systems alongside four hold-baggage systems. This supports the customs-intensive historical configuration proxy, not current global fleet or revenue observations.
    - Evidence informing forecast-year allocation inputs; displayed values and growth are calculated: The May 2017 deployment identifies xx.xx customs baggage systems alongside four hold-baggage systems. This supports the customs-intensive historical configuration proxy, not current global fleet or revenue observations.
51. CATSA Functions, Programs and Activities
    - Evidence informing base-year allocation inputs; displayed values and growth are calculated: Hold-baggage activities include equipment purchase, baggage-handling integration and equipment maintenance, supporting the checked-baggage capital and lifecycle boundary.
    - Evidence informing forecast-year allocation inputs; displayed values and growth are calculated: Hold-baggage activities include equipment purchase, baggage-handling integration and equipment maintenance, supporting the checked-baggage capital and lifecycle boundary.
    - Evidence informing base-year allocation inputs; displayed values and growth are calculated: Non-passenger screening covers airport workers and their belongings; only attributable property-screening offerings enter this allocation.
    - Evidence informing forecast-year allocation inputs; displayed values and growth are calculated: Non-passenger screening covers airport workers and their belongings; only attributable property-screening offerings enter this allocation.
52. Fraport TAV Antalya Airport - About the security control itself
    - Evidence informing base-year allocation inputs; displayed values and growth are calculated: The airport operator distinguishes terminal-entry security from a subsequent checkpoint. This supports a separate entrance-screening mission while providing no global prevalence or spending share.
    - Evidence informing forecast-year allocation inputs; displayed values and growth are calculated: The airport operator distinguishes terminal-entry security from a subsequent checkpoint. This supports a separate entrance-screening mission while providing no global prevalence or spending share.
53. EMSD VoiceLink, Issue 79, June 2026 - EMSD Provides Comprehensive Support for Terminal 2 Commissioning
    - Evidence informing forecast-year allocation inputs; displayed values and growth are calculated: The June 2026 account identifies baggage-and-parcel equipment procurement and installation for the customs authority at Terminal xx.xx. It supports a separate commissioning mission but does not isolate baggage expenditure.
54. GAO-26-107811 - Guam: Considerations for Evaluating Alternative Customs Models and Potential Economic Effects
    - Evidence informing base-year allocation inputs; displayed values and growth are calculated: The audit identifies two historical airport-customs baggage systems inactive for years and delayed replacement procurement. This challenges conversion of installed stock or acknowledged need directly into annual equipment and support revenue.
    - Evidence informing forecast-year allocation inputs; displayed values and growth are calculated: The audit identifies two historical airport-customs baggage systems inactive for years and delayed replacement procurement. This challenges conversion of installed stock or acknowledged need directly into annual equipment and support revenue.

55. Bennet, Moran, Van Hollen, Boozman Introduce Bill to Bolster Aviation Safety
    - Evidence informing base-year allocation inputs; displayed values and growth are calculated: The July xx.xx 2025 official release identifies xx.xx U.S. screening lanes, used as agency purchasing-exposure calibration rather than observed annual equipment sales.
    - Evidence informing forecast-year allocation inputs; displayed values and growth are calculated: The July xx.xx 2025 official release identifies xx.xx U.S. screening lanes, used as agency purchasing-exposure calibration rather than observed annual equipment sales.
56. Bank of Canada - Annual exchange rates
    - Evidence informing base-year allocation inputs; displayed values and growth are calculated: Annual exchange-rate observations support the inherited fiscal-period approximation of xx.xx Canadian dollars per U.S. dollar; this is not a transaction-weighted exchange rate.
    - Evidence informing forecast-year allocation inputs; displayed values and growth are calculated: Annual exchange-rate observations support the inherited fiscal-period approximation of xx.xx Canadian dollars per U.S. dollar; this is not a transaction-weighted exchange rate.
57. Japan’s leading airline revolutionizes check in experience with new Smiths Detection technology
    - Evidence informing base-year allocation inputs; displayed values and growth are calculated: The August 2023 announcement identifies JAL as customer for five screening ecosystems and reports xx.xx deployed iLane units across Japan. These are historical commercial-stock anchors, not an airline-only fleet or 2025 sales observation.
    - Evidence informing forecast-year allocation inputs; displayed values and growth are calculated: The August 2023 announcement identifies JAL as customer for five screening ecosystems and reports xx.xx deployed iLane units across Japan. These are historical commercial-stock anchors, not an airline-only fleet or 2025 sales observation.
58. Narita International Airport anticipates threats with integrated solutions
    - Evidence informing base-year allocation inputs; displayed values and growth are calculated: Identifies Narita airport as a screening-technology customer and describes xx.xx lane-related installations, qualifying any assumption that the supplier's Japanese installed stock was purchased entirely by airlines.
    - Evidence informing forecast-year allocation inputs; displayed values and growth are calculated: Identifies Narita airport as a screening-technology customer and describes xx.xx lane-related installations, qualifying any assumption that the supplier's Japanese installed stock was purchased entirely by airlines.
59. MLIT - 保安検査の実施主体が変わります！ - June 27, 2025
    - Evidence informing forecast-year allocation inputs; displayed values and growth are calculated: The June xx.xx 2025 announcement targets transfer of security-screening responsibility from airlines to airport managers, with leading cases targeted in FY2026. Supports a conditional reduction in airline purchasing, not an observed contract-transfer percentage.
    - Evidence informing forecast-year allocation inputs; displayed values and growth are calculated: The transfer direction supports modeled airport-manager purchasing gains. Continued shared financing does not imply equal purchasing shares.
60. ICTS International N.V. - Annual Report for the year ended December 31, 2025
    - Evidence informing base-year allocation inputs; displayed values and growth are calculated: Discloses USD xx.xx company-wide property/equipment purchases and USD xx.xx airport-security revenue in 2025. Supports an asset-light purchasing-intensity proxy; the in-scope fraction and global expansion remain assumptions.
    - Evidence informing forecast-year allocation inputs; displayed values and growth are calculated: Discloses USD xx.xx company-wide property/equipment purchases and USD xx.xx airport-security revenue in 2025. Supports an asset-light purchasing-intensity proxy; the in-scope fraction and global expansion remain assumptions.

61. EU Publications Office - Purchase and maintenance of non-intrusive X-ray inspection equipment for baggage and air cargo volume control
    - Evidence informing base-year allocation inputs; displayed values and growth are calculated: Identifies Autoridade Tributária e Aduaneira as buyer and reports a 2026 award of EUR xx.xx across four lots for baggage/air-cargo inspection equipment and maintenance. Provides a buyer-role and commercial-scale comparator, not 2025 baggage-only annual expenditure.
    - Evidence informing forecast-year allocation inputs; displayed values and growth are calculated: Identifies Autoridade Tributária e Aduaneira as buyer and reports a 2026 award of EUR xx.xx across four lots for baggage/air-cargo inspection equipment and maintenance. Provides a buyer-role and commercial-scale comparator, not 2025 baggage-only annual expenditure.
62. ACI World - Busiest Airports in the World
    - Evidence informing base-year allocation inputs; displayed values and growth are calculated: Reports approximately xx.xx international airport passenger movements in 2025. Half provides an approximate arrival-movement scale check before transfer exclusions, not a customs examination or equipment-purchasing weight.
    - Evidence informing forecast-year allocation inputs; displayed values and growth are calculated: Reports approximately xx.xx international airport passenger movements in 2025. Half provides an approximate arrival-movement scale check before transfer exclusions, not a customs examination or equipment-purchasing weight.
63. Heathrow announces £2.3bn accelerated investment plan to upgrade the UK's international gateway to growth
    - Evidence informing base-year allocation inputs; displayed values and growth are calculated: Reports GBP xx.xx invested in security-lane upgrades during 2024, supporting material airport-directed purchasing. Broader infrastructure obligations and historical timing prevent treating the amount as 2025 in-scope market receipts.
    - Evidence informing forecast-year allocation inputs; displayed values and growth are calculated: Reports GBP xx.xx invested in security-lane upgrades during 2024, supporting material airport-directed purchasing. Broader infrastructure obligations and historical timing prevent treating the amount as 2025 in-scope market receipts.
64. Fraport Assumes Responsibility for Aviation Security Checks at Frankfurt Airport
    - Evidence informing base-year allocation inputs; displayed values and growth are calculated: Documents Fraport's checkpoint-management responsibility from January 2023, six initial CT-equipped lanes and three contracted screening providers. Supports distinguishing an airport commissioning role from regulator oversight and contracted screening labor.
    - Evidence informing forecast-year allocation inputs; displayed values and growth are calculated: Documents Fraport's checkpoint-management responsibility from January 2023, six initial CT-equipped lanes and three contracted screening providers. Supports distinguishing an airport commissioning role from regulator oversight and contracted screening labor.
65. Advanced Cabin Baggage Screening - Computed Tomography Implementation Guide
    - Evidence informing base-year allocation inputs; displayed values and growth are calculated: Distinguishes standalone CT, including equipment-local conveyance, from integrated screening-lane configurations; supports attribution boundaries, not a revenue weight.
    - Evidence informing forecast-year allocation inputs; displayed values and growth are calculated: Distinguishes standalone CT, including equipment-local conveyance, from integrated screening-lane configurations; supports attribution boundaries, not a revenue weight.
    - Evidence informing base-year allocation inputs; displayed values and growth are calculated: Identifies automated tray-return and automated screening-lane integration as commercially distinct configurations; supports the lane-integrated category definition.
    - Evidence informing forecast-year allocation inputs; displayed values and growth are calculated: Identifies automated tray-return and automated screening-lane integration as commercially distinct configurations; supports the lane-integrated category definition.

66. GAO-12-266 - Checked Baggage Screening: TSA Has Deployed Optimal Systems at the Majority of TSA-Regulated Airports, but Could Strengthen Cost Estimates

- Evidence informing base-year allocation inputs; displayed values and growth are calculated: The December 2011 table reports xx.xx standalone EDS alongside xx.xx in-line EDS; this historical machine-count comparator constrains, but does not determine, the current global allocation.
- Evidence informing forecast-year allocation inputs; displayed values and growth are calculated: The December 2011 table reports xx.xx standalone EDS alongside xx.xx in-line EDS; this historical machine-count comparator constrains, but does not determine, the current global allocation.
- Evidence informing base-year allocation inputs; displayed values and growth are calculated: Reports xx.xx in-line EDS across xx.xx in-line systems and distinguishes equipment counts from integrated-system counts; supports the historical configuration bridge.
- Evidence informing forecast-year allocation inputs; displayed values and growth are calculated: Reports xx.xx in-line EDS across xx.xx in-line systems and distinguishes equipment counts from integrated-system counts; supports the historical configuration bridge.

67. Smiths Detection selected as security technology provider to International Airport Heraklion Crete

- Evidence informing base-year allocation inputs; displayed values and growth are calculated: The September xx.xx 2025 announcement identifies eight cabin CT scanners and eight automated tray-return systems for Heraklion, with installation planned across late 2025 and mid-2026; supports ongoing integrated procurement, not realized annual revenue.
- Evidence informing forecast-year allocation inputs; displayed values and growth are calculated: The September xx.xx 2025 announcement identifies eight cabin CT scanners and eight automated tray-return systems for Heraklion, with installation planned across late 2025 and mid-2026; supports ongoing integrated procurement, not realized annual revenue.

68. Centralised Image Processing: The Impact on Security Checkpoints

- Evidence informing base-year allocation inputs; displayed values and growth are calculated: Distinguishes checkpoint-local image review from separate-room arrangements; supports retaining networked local activity rather than automatically assigning it to remote review. ([casra.ch](https://casra.ch/wp-content/uploads/2021/xx.xx/Kuhn-2017.-Centralised-image-processing.pdf))
- Evidence informing forecast-year allocation inputs; displayed values and growth are calculated: Distinguishes checkpoint-local image review from separate-room arrangements; supports retaining networked local activity rather than automatically assigning it to remote review. ([casra.ch](https://casra.ch/wp-content/uploads/2021/xx.xx/Kuhn-2017.-Centralised-image-processing.pdf))
- Evidence informing base-year allocation inputs; displayed values and growth are calculated: Describes separate screening rooms and established remote hold-baggage review at larger airports; supports the cohort-maturity premise, not a numerical global share. ([casra.ch](https://casra.ch/wp-content/uploads/2021/xx.xx/Kuhn-2017.-Centralised-image-processing.pdf))
- Evidence informing forecast-year allocation inputs; displayed values and growth are calculated: Describes separate screening rooms and established remote hold-baggage review at larger airports; supports the cohort-maturity premise, not a numerical global share. ([casra.ch](https://casra.ch/wp-content/uploads/2021/xx.xx/Kuhn-2017.-Centralised-image-processing.pdf))
- Evidence informing base-year allocation inputs; displayed values and growth are calculated: Describes combined checkpoint and remote-room arrangements, establishing a mixed-location commercial configuration without measuring its prevalence or price. ([casra.ch](https://casra.ch/wp-content/uploads/2021/xx.xx/Kuhn-2017.-Centralised-image-processing.pdf))
- Evidence informing forecast-year allocation inputs; displayed values and growth are calculated: Describes combined checkpoint and remote-room arrangements, establishing a mixed-location commercial configuration without measuring its prevalence or price. ([casra.ch](https://casra.ch/wp-content/uploads/2021/xx.xx/Kuhn-2017.-Centralised-image-processing.pdf))

69. Annual Report 2024 - CATSA's Operating Environment

- Evidence informing base-year allocation inputs; displayed values and growth are calculated: Reports xx.xx CATSA Plus lines and more than xx.xx% passenger coverage in 2023/xx.xx providing the historical comparison rather than a global location allocation. ([catsa-acsta.gc.ca](https://www.catsa-acsta.gc.ca/en/publications/catsa-s-operating-environment))
- Evidence informing forecast-year allocation inputs; displayed values and growth are calculated: Reports xx.xx CATSA Plus lines and more than xx.xx% passenger coverage in 2023/xx.xx providing the historical comparison rather than a global location allocation. ([catsa-acsta.gc.ca](https://www.catsa-acsta.gc.ca/en/publications/catsa-s-operating-environment))
- Evidence informing base-year allocation inputs; displayed values and growth are calculated: Together with the subsequent annual report, supports a seven-line deployment increase without a corresponding increase in reported passenger coverage. ([catsa-acsta.gc.ca](https://www.catsa-acsta.gc.ca/en/publications/catsa-s-operating-environment))
- Evidence informing forecast-year allocation inputs; displayed values and growth are calculated: Together with the subsequent annual report, supports a seven-line deployment increase without a corresponding increase in reported passenger coverage. ([catsa-acsta.gc.ca](https://www.catsa-acsta.gc.ca/en/publications/catsa-s-operating-environment))
- Evidence informing base-year allocation inputs; displayed values and growth are calculated: Provides a historical network-enabled deployment anchor, while leaving the physical mixed-location contract share unmeasured. ([catsa-acsta.gc.ca](https://www.catsa-acsta.gc.ca/en/publications/catsa-s-operating-environment))
- Evidence informing forecast-year allocation inputs; displayed values and growth are calculated: Provides a historical network-enabled deployment anchor, while leaving the physical mixed-location contract share unmeasured. ([catsa-acsta.gc.ca](https://www.catsa-acsta.gc.ca/en/publications/catsa-s-operating-environment))

70. L22020-T-TG Upgrades to the Passenger Search Area, body scanners, EDS C3 cabin baggage screening - Contract Award Notice

- Evidence informing base-year allocation inputs; displayed values and growth are calculated: The January xx.xx 2023 Luton award expressly includes construction of a remote screening room at the airport terminal, supporting separate-room commercial procurement. Its broader scope is not treated as baggage-only annual revenue. ([find-tender.service.gov.uk](https://www.find-tender.service.gov.uk/Notice/xx.xx-2023))
- Evidence informing forecast-year allocation inputs; displayed values and growth are calculated: The January xx.xx 2023 Luton award expressly includes construction of a remote screening room at the airport terminal, supporting separate-room commercial procurement. Its broader scope is not treated as baggage-only annual revenue. ([find-tender.service.gov.uk](https://www.find-tender.service.gov.uk/Notice/xx.xx-2023))

71. Greater Orlando Aviation Authority - Minutes of the February 19, 2025 Meeting

- Evidence informing base-year allocation inputs; displayed values and growth are calculated: Authorizes up to USD xx.xx for baggage-system and Remote Screening Facility network/server separation. Half this ceiling is an explicitly assumed deployment-cost comparator, not observed off-site receipts. ([assets.ctfassets.net](https://assets.ctfassets.net/qiecpoxp4bka/6BCjKImOwJmeZxqtGVdpYR/1e2d759a2c44b5b6d71193cb9927ec75/2025-xx.xx-19_Board_Minutes.pdf))
- Evidence informing forecast-year allocation inputs; displayed values and growth are calculated: Authorizes up to USD xx.xx for baggage-system and Remote Screening Facility network/server separation. Half this ceiling is an explicitly assumed deployment-cost comparator, not observed off-site receipts. ([assets.ctfassets.net](https://assets.ctfassets.net/qiecpoxp4bka/6BCjKImOwJmeZxqtGVdpYR/1e2d759a2c44b5b6d71193cb9927ec75/2025-xx.xx-19_Board_Minutes.pdf))
- Evidence informing base-year allocation inputs; displayed values and growth are calculated: Provides the commercial networking-cost anchor for the modeled transfer from existing on-site pools, avoiding additional market value or duplicate host-equipment attribution. ([assets.ctfassets.net](https://assets.ctfassets.net/qiecpoxp4bka/6BCjKImOwJmeZxqtGVdpYR/1e2d759a2c44b5b6d71193cb9927ec75/2025-xx.xx-19_Board_Minutes.pdf))
- Evidence informing forecast-year allocation inputs; displayed values and growth are calculated: Provides the commercial networking-cost anchor for the modeled transfer from existing on-site pools, avoiding additional market value or duplicate host-equipment attribution. ([assets.ctfassets.net](https://assets.ctfassets.net/qiecpoxp4bka/6BCjKImOwJmeZxqtGVdpYR/1e2d759a2c44b5b6d71193cb9927ec75/2025-xx.xx-19_Board_Minutes.pdf))

72. American and U.S. Customs and Border Protection pilot innovative baggage screening initiative

- Evidence informing base-year allocation inputs; displayed values and growth are calculated: American's April xx.xx 2025 announcement identifies a daily Sydney-Los Angeles IRBS pilot and unchanged screening requirements. It anchors one sampled connection and an assumed partial-year licensing period, not disclosed revenue. ([s202.q4cdn.com](https://s202.q4cdn.com/xx.xx/files/doc_news/American-and-US-Customs-and-Border-Protection-pilot-innovative-baggage-screening-initiative-OPS-OTH-xx.xx-2025.pdf))
- Evidence informing forecast-year allocation inputs; displayed values and growth are calculated: American's April xx.xx 2025 announcement identifies a daily Sydney-Los Angeles IRBS pilot and unchanged screening requirements. It anchors one sampled connection and an assumed partial-year licensing period, not disclosed revenue. ([s202.q4cdn.com](https://s202.q4cdn.com/xx.xx/files/doc_news/American-and-US-Customs-and-Border-Protection-pilot-innovative-baggage-screening-initiative-OPS-OTH-xx.xx-2025.pdf))

73. 델타항공-대한항공, 인천발 애틀랜타 노선 대상 위탁수하물 원격 검색 방식 신규 도입

- Evidence informing base-year allocation inputs; displayed values and growth are calculated: The August xx.xx 2025 announcement identifies the Incheon-Atlanta IRBS arrangement, anchoring a second sampled connection and a partial-year commercial-activity assumption without establishing contract value. ([news.delta.com](https://news.delta.com/delta-and-koreanair-launch-remote-baggage-screening-on-icn-atl-KR))
- Evidence informing forecast-year allocation inputs; displayed values and growth are calculated: The August xx.xx 2025 announcement identifies the Incheon-Atlanta IRBS arrangement, anchoring a second sampled connection and a partial-year commercial-activity assumption without establishing contract value. ([news.delta.com](https://news.delta.com/delta-and-koreanair-launch-remote-baggage-screening-on-icn-atl-KR))

74. United Launches CBP's International Remote Baggage Screening on Select International Flights

· Evidence informing base-year allocation inputs; displayed values and growth are calculated: United's September xx.xx 2025 announcement identifies daily Sydney-San Francisco service and named technology partners, anchoring a third sampled connection. It reports no attributable software or integration receipts. ([united.mediaroom.com](https://united.mediaroom.com/2025-xx.xx-xx.xx-United-Launches-CBPs-International-Remote-Baggage-Screening-on-Select-International-Flights))

· Evidence informing forecast-year allocation inputs; displayed values and growth are calculated: United's September xx.xx 2025 announcement identifies daily Sydney-San Francisco service and named technology partners, anchoring a third sampled connection. It reports no attributable software or integration receipts. ([united.mediaroom.com](https://united.mediaroom.com/2025-xx.xx-xx.xx-United-Launches-CBPs-International-Remote-Baggage-Screening-on-Select-International-Flights))

75. Airline Passengers Face Fewer Bag Checkpoints, Thanks to PNNL, Partners

· Evidence informing forecast-year allocation inputs; displayed values and growth are calculated: The August xx.xx 2026 laboratory release describes implementation on additional routes, including Seoul arrivals at Minneapolis-St. Paul and Detroit. This supports expansion direction, not the forecast connection count, realization or global share. ([pnnl.gov](https://www.pnnl.gov/news-media/airline-passengers-face-fewer-bag-checkpoints-thanks-pnnl-partners))

76. TSA awards $781.2 million to procure additional CT X-Ray scanners for airport checkpoints

· Evidence informing base-year allocation inputs; displayed values and growth are calculated: The March xx.xx 2022 announcement identifies up to USD xx.xx for procurement and maintenance of up to xx.xx systems from an OEM. This is a historical procurement-scale anchor, not annual 2025 direct-channel revenue. ([content.govdelivery.com](https://content.govdelivery.com/accounts/USDHSTSA/bulletins/30f6e5f))

· Evidence informing base-year allocation inputs; displayed values and growth are calculated: The award includes full-size automated lanes, cautioning against assigning all automation value to non-OEM integration primes; exact contractual-role attribution is not disclosed. ([content.govdelivery.com](https://content.govdelivery.com/accounts/USDHSTSA/bulletins/30f6e5f))

77. OSI Systems, Inc. - Form 10-K for the fiscal year ended June 30, 2026

· Evidence informing base-year allocation inputs; displayed values and growth are calculated: The filing describes regional direct security-product sales and direct maintenance relationships. Its broader security scope supports route coexistence, not baggage-only sales weights. ([sec.gov](https://www.sec.gov/Archives/edgar/data/xx.xx/xx.xx/osis-20260630x10k.htm))

· Evidence informing forecast-year allocation inputs; displayed values and growth are calculated: The filing describes regional direct security-product sales and direct maintenance relationships. Its broader security scope supports route coexistence, not baggage-only sales weights. ([sec.gov](https://www.sec.gov/Archives/edgar/data/xx.xx/xx.xx/osis-20260630x10k.htm))

· Evidence informing base-year allocation inputs; displayed values and growth are calculated: The company identifies a global independent-distributor network, supporting a continuing indirect route without quantifying its value share. ([sec.gov](https://www.sec.gov/Archives/edgar/data/xx.xx/xx.xx/osis-20260630x10k.htm))

· Evidence informing forecast-year allocation inputs; displayed values and growth are calculated: The company identifies a global independent-distributor network, supporting a continuing indirect route without quantifying its value share. ([sec.gov](https://www.sec.gov/Archives/edgar/data/xx.xx/xx.xx/osis-20260630x10k.htm))

· Evidence informing base-year allocation inputs; displayed values and growth are calculated: Authorized service providers are identified separately from distributors, supporting distinct technical-service attribution and access limitations. ([sec.gov](https://www.sec.gov/Archives/edgar/data/xx.xx/xx.xx/osis-20260630x10k.htm))

· Evidence informing forecast-year allocation inputs; displayed values and growth are calculated: Authorized service providers are identified separately from distributors, supporting distinct technical-service attribution and access limitations. ([sec.gov](https://www.sec.gov/Archives/edgar/data/xx.xx/xx.xx/osis-20260630x10k.htm))

78. SriLankan Airlines - Invitation for Supply, Installation, Commissioning and Maintenance of Dual View Heavy and Medium X-Ray Machines, Reference 202130407

· Evidence informing base-year allocation inputs; displayed values and growth are calculated: The 2021 purchaser invitation permits an OEM or authorized OEM agent and requires authorization for the latter. It establishes equipment-channel eligibility, not an award or software-resale right. ([srilankan.com](https://www.srilankan.com/download/tender/TN-Invitationforsubmiss-xx.xx.pdf))

79. JFK Millennium Partners Selects K2 to Deliver State-of-the-Art Security Screening Checkpoint at new JFK Terminal 6

· Evidence informing base-year allocation inputs; displayed values and growth are calculated: The March xx.xx 2025 appointment assigns procurement and deployment coordination across multiple technology suppliers at a future ten-gate terminal. It supports integration-prime participation and a forecast mechanism, not a disclosed share or completed 2025 revenue. ([portauthoritybuilds.com](https://www.portauthoritybuilds.com/redevelopment/us/en/jfk/planned-projects/terminal-xx.xx/news/jfk-millennium-partners-selects-k2-to-deliver-state-of-the-art-s.html))

· Evidence informing forecast-year allocation inputs; displayed values and growth are calculated: The March xx.xx 2025 appointment assigns procurement and deployment coordination across multiple technology suppliers at a future ten-gate terminal. It supports integration-prime participation and a forecast mechanism, not a disclosed share or completed 2025 revenue. ([portauthoritybuilds.com](https://www.portauthoritybuilds.com/redevelopment/us/en/jfk/planned-projects/terminal-xx.xx/news/jfk-millennium-partners-selects-k2-to-deliver-state-of-the-art-s.html))

· Evidence informing base-year allocation inputs; displayed values and growth are calculated: The March xx.xx 2025 appointment covers baggage CT and automated bin-return equipment for a future xx.xx-gate terminal, with phased opening planned for 2026-2028. It establishes new-installation activity, not attributable 2025 receipts; wider airport investment and person-only technologies are excluded.

· Evidence informing forecast-year allocation inputs; displayed values and growth are calculated: The March xx.xx 2025 appointment covers baggage CT and automated bin-return equipment for a future xx.xx-gate terminal, with phased opening planned for 2026-2028. It establishes new-installation activity, not attributable 2025 receipts; wider airport investment and person-only technologies are excluded.

80. CATSA Corporate Plan 2024-25 to 2028-29 Summary - Key Corporate Risks

· Evidence informing base-year allocation inputs; displayed values and growth are calculated: The authority reports transferring maintenance of most screening equipment to KPrime in 2023/xx.xx. This establishes a separately contracted maintenance relationship, without a baggage-only payment split. ([catsa-acsta.gc.ca](https://www.catsa-acsta.gc.ca/en/publications/key-corporate-risks))

81. Leidos wins TSA logistics contract

· Evidence informing base-year allocation inputs; displayed values and growth are calculated: The January xx.xx 2025 announcement describes an eight-year, USD xx.xx maximum sustainment contract covering xx.xx equipment units at over xx.xx locations with manufacturer coordination. Annualization and baggage/third-party attribution in the model are explicit assumptions. ([leidos.com](https://www.leidos.com/insights/leidos-wins-tsa-logistics-contract))

· Evidence informing forecast-year allocation inputs; displayed values and growth are calculated: The January xx.xx 2025 announcement describes an eight-year, USD xx.xx maximum sustainment contract covering xx.xx equipment units at over xx.xx locations with manufacturer coordination. Annualization and baggage/third-party attribution in the model are explicit assumptions. ([leidos.com](https://www.leidos.com/insights/leidos-wins-tsa-logistics-contract))

82. Checkpoint Transformation: Malta International Airport Streamlines Passenger Flow with Smiths Detection
    - Evidence informing base-year allocation inputs; displayed values and growth are calculated: Seven conventional automated lanes were replaced by six CT-equipped lanes, with final commissioning in January 2025. This is a counterexample to equating capacity improvement with net additional equipment.
    - Evidence informing forecast-year allocation inputs; displayed values and growth are calculated: Seven conventional automated lanes were replaced by six CT-equipped lanes, with final commissioning in January 2025. This is a counterexample to equating capacity improvement with net additional equipment.
    - Evidence informing base-year allocation inputs; displayed values and growth are calculated: The complete checkpoint replacement illustrates why an offering described commercially as an upgrade can belong to System Replacement. The seven-year service commitment is not counted wholly as installation-year revenue.
    - Evidence informing forecast-year allocation inputs; displayed values and growth are calculated: The complete checkpoint replacement illustrates why an offering described commercially as an upgrade can belong to System Replacement. The seven-year service commitment is not counted wholly as installation-year revenue.
83. iCMORE - Smiths Detection
    - Evidence informing forecast-year allocation inputs; displayed values and growth are calculated: The current commercial offering describes a software-upgrade path while qualifying additional hardware requirements by machine type and age. This constrains forecast eligibility assumptions; product availability does not measure adoption or revenue.

16.6. Africa

Table 298. Africa Airport Baggage Screening Systems Market, by Country growth contribution, 2025-2032

Category	2025 value (USD Million)	2032 value (USD Million)	Added value (USD Million)	2025 share (%)	2032 share (%)	Change (pp)	Growth share (%)	CAGR (%)
Egypt	xx.xx	xx.xx	xx.xx	xx.xx	xx.xx	xx.xx	xx.xx	xx.xx
Kenya	xx.xx	xx.xx	xx.xx	xx.xx	xx.xx	xx.xx	xx.xx	xx.xx
Nigeria	xx.xx	xx.xx	xx.xx	xx.xx	xx.xx	xx.xx	xx.xx	xx.xx
South Africa	xx.xx	xx.xx	xx.xx	xx.xx	xx.xx	xx.xx	xx.xx	xx.xx
Unallocated / remaining scope	xx.xx	xx.xx	xx.xx	xx.xx	xx.xx	xx.xx	xx.xx	xx.xx
Scope total	**xx.xx**	**xx.xx**	**xx.xx**	**xx.xx**	**xx.xx**	**xx.xx**	**xx.xx**	**xx.xx**

Table 299. Africa Airport Baggage Screening Systems Market Size, by Region, 2017-2040 (USD Million)

Region	2017	2024	2025	2026	2027	2032	2040	CAGR (%)
Egypt	xx.xx	xx.xx	xx.xx	xx.xx	xx.xx	xx.xx	xx.xx	xx.xx
Kenya	xx.xx	xx.xx	xx.xx	xx.xx	xx.xx	xx.xx	xx.xx	xx.xx
Nigeria	xx.xx	xx.xx	xx.xx	xx.xx	xx.xx	xx.xx	xx.xx	xx.xx
South Africa	xx.xx	xx.xx	xx.xx	xx.xx	xx.xx	xx.xx	xx.xx	xx.xx
Others	xx.xx	xx.xx	xx.xx	xx.xx	xx.xx	xx.xx	xx.xx	xx.xx
Total	**xx.xx**	**xx.xx**	**xx.xx**	**xx.xx**	**xx.xx**	**xx.xx**	**xx.xx**	**xx.xx**

Table 300. Africa Airport Baggage Screening Systems Market Size, by Offering, 2017-2040 (USD Million)

Offering	2017	2024	2025	2026	2027	2032	2040	CAGR (%)
Detection Equipment	xx.xx	xx.xx	xx.xx	xx.xx	xx.xx	xx.xx	xx.xx	xx.xx
Replacement Parts and Consumables	xx.xx	xx.xx	xx.xx	xx.xx	xx.xx	xx.xx	xx.xx	xx.xx
Screening Automation Equipment	xx.xx	xx.xx	xx.xx	xx.xx	xx.xx	xx.xx	xx.xx	xx.xx
Screening Software	xx.xx	xx.xx	xx.xx	xx.xx	xx.xx	xx.xx	xx.xx	xx.xx
System Services	xx.xx	xx.xx	xx.xx	xx.xx	xx.xx	xx.xx	xx.xx	xx.xx
Total	**xx.xx**	**xx.xx**	**xx.xx**	**xx.xx**	**xx.xx**	**xx.xx**	**xx.xx**	**xx.xx**

Table 301. Africa Airport Baggage Screening Systems Market Size, by Detection Equipment, 2017-2040 (USD Million)

Detection Equipment	2017	2024	2025	2026	2027	2032	2040	CAGR (%)
Baggage Inspection Systems	xx.xx	xx.xx	xx.xx	xx.xx	xx.xx	xx.xx	xx.xx	xx.xx
Explosive Trace Detectors	xx.xx	xx.xx	xx.xx	xx.xx	xx.xx	xx.xx	xx.xx	xx.xx
Liquid and Bulk Material Analyzers	xx.xx	xx.xx	xx.xx	xx.xx	xx.xx	xx.xx	xx.xx	xx.xx
Total	**xx.xx**	**xx.xx**	**xx.xx**	**xx.xx**	**xx.xx**	**xx.xx**	**xx.xx**	**xx.xx**

Table 302. Africa Airport Baggage Screening Systems Market Size, by System Services, 2017-2040 (USD Million)

System Services	2017	2024	2025	2026	2027	2032	2040	CAGR (%)
Equipment Training Services	xx.xx	xx.xx	xx.xx	xx.xx	xx.xx	xx.xx	xx.xx	xx.xx
Installation, Integration, and Commissioning Services	xx.xx	xx.xx	xx.xx	xx.xx	xx.xx	xx.xx	xx.xx	xx.xx
Maintenance, Repair, and Technical Support	xx.xx	xx.xx	xx.xx	xx.xx	xx.xx	xx.xx	xx.xx	xx.xx
Planning and Engineering Services	xx.xx	xx.xx	xx.xx	xx.xx	xx.xx	xx.xx	xx.xx	xx.xx
Total	**xx.xx**	**xx.xx**	**xx.xx**	**xx.xx**	**xx.xx**	**xx.xx**	**xx.xx**	**xx.xx**

Table 303. Africa Airport Baggage Screening Systems Market Size, by Replacement Parts and Consumables, 2017-2040 (USD Million)

Replacement Parts and Consumables	2017	2024	2025	2026	2027	2032	2040	CAGR (%)
Detection Consumables	xx.xx	xx.xx	xx.xx	xx.xx	xx.xx	xx.xx	xx.xx	xx.xx
Replacement Parts and Upgrade Kits	xx.xx	xx.xx	xx.xx	xx.xx	xx.xx	xx.xx	xx.xx	xx.xx
Total	**xx.xx**	**xx.xx**	**xx.xx**	**xx.xx**	**xx.xx**	**xx.xx**	**xx.xx**	**xx.xx**

Table 304. Africa Airport Baggage Screening Systems Market Size, by Screening Automation Equipment, 2017-2040 (USD Million)

Screening Automation Equipment	2017	2024	2025	2026	2027	2032	2040	CAGR (%)
Screening Conveyors and Sortation Equipment	xx.xx	xx.xx	xx.xx	xx.xx	xx.xx	xx.xx	xx.xx	xx.xx
Screening Lanes and Tray-Return Systems	xx.xx	xx.xx	xx.xx	xx.xx	xx.xx	xx.xx	xx.xx	xx.xx
Total	**xx.xx**	**xx.xx**	**xx.xx**	**xx.xx**	**xx.xx**	**xx.xx**	**xx.xx**	**xx.xx**

Table 305. Africa Airport Baggage Screening Systems Market Size, by Screening Software, 2017-2040 (USD Million)

Screening Software	2017	2024	2025	2026	2027	2032	2040	CAGR (%)
Automated Threat Detection Software	xx.xx	xx.xx	xx.xx	xx.xx	xx.xx	xx.xx	xx.xx	xx.xx
Image Review and Management Software	xx.xx	xx.xx	xx.xx	xx.xx	xx.xx	xx.xx	xx.xx	xx.xx
Screener Training and Quality Assurance Software	xx.xx	xx.xx	xx.xx	xx.xx	xx.xx	xx.xx	xx.xx	xx.xx
Screening Connectivity and Fleet Management Software	xx.xx	xx.xx	xx.xx	xx.xx	xx.xx	xx.xx	xx.xx	xx.xx
Total	**xx.xx**	**xx.xx**	**xx.xx**	**xx.xx**	**xx.xx**	**xx.xx**	**xx.xx**	**xx.xx**

Table 306. Africa Airport Baggage Screening Systems Market Size, by Detection Platform, 2017-2040 (USD Million)

Detection Platform	2017	2024	2025	2026	2027	2032	2040	CAGR (%)
Chemiluminescence Detection	xx.xx	xx.xx	xx.xx	xx.xx	xx.xx	xx.xx	xx.xx	xx.xx
Dielectric and Microwave Analysis	xx.xx	xx.xx	xx.xx	xx.xx	xx.xx	xx.xx	xx.xx	xx.xx
Fluorescence Detection	xx.xx	xx.xx	xx.xx	xx.xx	xx.xx	xx.xx	xx.xx	xx.xx
Integrated Multimodal Detection	xx.xx	xx.xx	xx.xx	xx.xx	xx.xx	xx.xx	xx.xx	xx.xx
Ion Mobility Spectrometry	xx.xx	xx.xx	xx.xx	xx.xx	xx.xx	xx.xx	xx.xx	xx.xx
Magnetic Resonance	xx.xx	xx.xx	xx.xx	xx.xx	xx.xx	xx.xx	xx.xx	xx.xx
Mass Spectrometry	xx.xx	xx.xx	xx.xx	xx.xx	xx.xx	xx.xx	xx.xx	xx.xx
Projection X-Ray Imaging	xx.xx	xx.xx	xx.xx	xx.xx	xx.xx	xx.xx	xx.xx	xx.xx
Raman Spectroscopy	xx.xx	xx.xx	xx.xx	xx.xx	xx.xx	xx.xx	xx.xx	xx.xx
Thermo-Redox Detection	xx.xx	xx.xx	xx.xx	xx.xx	xx.xx	xx.xx	xx.xx	xx.xx
X-Ray Computed Tomography	xx.xx	xx.xx	xx.xx	xx.xx	xx.xx	xx.xx	xx.xx	xx.xx
X-Ray Diffraction	xx.xx	xx.xx	xx.xx	xx.xx	xx.xx	xx.xx	xx.xx	xx.xx
Others	xx.xx	xx.xx	xx.xx	xx.xx	xx.xx	xx.xx	xx.xx	xx.xx
Total	**xx.xx**	**xx.xx**	**xx.xx**	**xx.xx**	**xx.xx**	**xx.xx**	**xx.xx**	**xx.xx**

Table 307. Africa Airport Baggage Screening Systems Market Size, by Projection X-Ray Imaging, 2017-2040 (USD Million)

Projection X-Ray Imaging	2017	2024	2025	2026	2027	2032	2040	CAGR (%)
Multiview X-Ray Imaging	xx.xx	xx.xx	xx.xx	xx.xx	xx.xx	xx.xx	xx.xx	xx.xx
Single-View X-Ray Imaging	xx.xx	xx.xx	xx.xx	xx.xx	xx.xx	xx.xx	xx.xx	xx.xx
Total	**xx.xx**	**xx.xx**	**xx.xx**	**xx.xx**	**xx.xx**	**xx.xx**	**xx.xx**	**xx.xx**

Table 308. Africa Airport Baggage Screening Systems Market Size, by Interoperability Architecture, 2017-2040 (USD Million)

Interoperability Architecture	2017	2024	2025	2026	2027	2032	2040	CAGR (%)
Closed Proprietary Architecture	xx.xx	xx.xx	xx.xx	xx.xx	xx.xx	xx.xx	xx.xx	xx.xx
Open Standards-Based Interoperability	xx.xx	xx.xx	xx.xx	xx.xx	xx.xx	xx.xx	xx.xx	xx.xx
Vendor-Specific Integration	xx.xx	xx.xx	xx.xx	xx.xx	xx.xx	xx.xx	xx.xx	xx.xx
Total	**xx.xx**	**xx.xx**	**xx.xx**	**xx.xx**	**xx.xx**	**xx.xx**	**xx.xx**	**xx.xx**

Table 309. Africa Airport Baggage Screening Systems Market Size, by Screening Application, 2017-2040 (USD Million)

Screening Application	2017	2024	2025	2026	2027	2032	2040	CAGR (%)
Customs and Border Baggage Inspection	xx.xx	xx.xx	xx.xx	xx.xx	xx.xx	xx.xx	xx.xx	xx.xx
Non-Passenger Property Screening	xx.xx	xx.xx	xx.xx	xx.xx	xx.xx	xx.xx	xx.xx	xx.xx
Passenger Cabin Baggage Screening	xx.xx	xx.xx	xx.xx	xx.xx	xx.xx	xx.xx	xx.xx	xx.xx
Passenger Checked Baggage Screening	xx.xx	xx.xx	xx.xx	xx.xx	xx.xx	xx.xx	xx.xx	xx.xx
Terminal-Entrance Baggage Screening	xx.xx	xx.xx	xx.xx	xx.xx	xx.xx	xx.xx	xx.xx	xx.xx
Total	**xx.xx**	**xx.xx**	**xx.xx**	**xx.xx**	**xx.xx**	**xx.xx**	**xx.xx**	**xx.xx**

Table 310. Africa Airport Baggage Screening Systems Market Size, by Purchasing Organization, 2017-2040 (USD Million)

Purchasing Organization	2017	2024	2025	2026	2027	2032	2040	CAGR (%)
Airlines	xx.xx	xx.xx	xx.xx	xx.xx	xx.xx	xx.xx	xx.xx	xx.xx
Airport and Terminal Operators	xx.xx	xx.xx	xx.xx	xx.xx	xx.xx	xx.xx	xx.xx	xx.xx
Contract Screening Operators	xx.xx	xx.xx	xx.xx	xx.xx	xx.xx	xx.xx	xx.xx	xx.xx
Customs and Border Authorities	xx.xx	xx.xx	xx.xx	xx.xx	xx.xx	xx.xx	xx.xx	xx.xx
Public Aviation Security Agencies	xx.xx	xx.xx	xx.xx	xx.xx	xx.xx	xx.xx	xx.xx	xx.xx
Total	**xx.xx**	**xx.xx**	**xx.xx**	**xx.xx**	**xx.xx**	**xx.xx**	**xx.xx**	**xx.xx**

Table 311. Africa Airport Baggage Screening Systems Market Size, by System Integration, 2017-2040 (USD Million)

System Integration	2017	2024	2025	2026	2027	2032	2040	CAGR (%)
Baggage Handling-Integrated Systems	xx.xx	xx.xx	xx.xx	xx.xx	xx.xx	xx.xx	xx.xx	xx.xx
Checkpoint Lane-Integrated Systems	xx.xx	xx.xx	xx.xx	xx.xx	xx.xx	xx.xx	xx.xx	xx.xx
Standalone Screening Systems	xx.xx	xx.xx	xx.xx	xx.xx	xx.xx	xx.xx	xx.xx	xx.xx
Total	**xx.xx**	**xx.xx**	**xx.xx**	**xx.xx**	**xx.xx**	**xx.xx**	**xx.xx**	**xx.xx**

Table 312. Africa Airport Baggage Screening Systems Market Size, by Image Review Location, 2017-2040 (USD Million)

Image Review Location	2017	2024	2025	2026	2027	2032	2040	CAGR (%)
Hybrid Image Review	xx.xx	xx.xx	xx.xx	xx.xx	xx.xx	xx.xx	xx.xx	xx.xx
Local Image Review	xx.xx	xx.xx	xx.xx	xx.xx	xx.xx	xx.xx	xx.xx	xx.xx
Off-Site Remote Image Review	xx.xx	xx.xx	xx.xx	xx.xx	xx.xx	xx.xx	xx.xx	xx.xx
On-Site Remote Image Review	xx.xx	xx.xx	xx.xx	xx.xx	xx.xx	xx.xx	xx.xx	xx.xx
Others	xx.xx	xx.xx	xx.xx	xx.xx	xx.xx	xx.xx	xx.xx	xx.xx
Total	**xx.xx**	**xx.xx**	**xx.xx**	**xx.xx**	**xx.xx**	**xx.xx**	**xx.xx**	**xx.xx**

Table 313. Africa Airport Baggage Screening Systems Market Size, by Procurement Channel, 2017-2040 (USD Million)

Procurement Channel	2017	2024	2025	2026	2027	2032	2040	CAGR (%)
Direct Technology Suppliers	xx.xx	xx.xx	xx.xx	xx.xx	xx.xx	xx.xx	xx.xx	xx.xx
Distributors and Resellers	xx.xx	xx.xx	xx.xx	xx.xx	xx.xx	xx.xx	xx.xx	xx.xx
Independent Technical Service Providers	xx.xx	xx.xx	xx.xx	xx.xx	xx.xx	xx.xx	xx.xx	xx.xx
Systems Integration Primes	xx.xx	xx.xx	xx.xx	xx.xx	xx.xx	xx.xx	xx.xx	xx.xx
Total	**xx.xx**	**xx.xx**	**xx.xx**	**xx.xx**	**xx.xx**	**xx.xx**	**xx.xx**	**xx.xx**

Table 314. Africa Airport Baggage Screening Systems Market Size, by Investment Purpose, 2017-2040 (USD Million)

Investment Purpose	2017	2024	2025	2026	2027	2032	2040	CAGR (%)
New Installations and Capacity Expansion	xx.xx	xx.xx	xx.xx	xx.xx	xx.xx	xx.xx	xx.xx	xx.xx
Retrofits and Upgrades	xx.xx	xx.xx	xx.xx	xx.xx	xx.xx	xx.xx	xx.xx	xx.xx
System Replacement	xx.xx	xx.xx	xx.xx	xx.xx	xx.xx	xx.xx	xx.xx	xx.xx
Others	xx.xx	xx.xx	xx.xx	xx.xx	xx.xx	xx.xx	xx.xx	xx.xx
Total	**xx.xx**	**xx.xx**	**xx.xx**	**xx.xx**	**xx.xx**	**xx.xx**	**xx.xx**	**xx.xx**

Sources & Evidence

1. House Report 119-173 - Department of Homeland Security Appropriations Bill, 2026

   · Evidence informing the 2030 market-value input; displayed series and growth include calculations: The aging installed fleet supports replacement demand, but does not establish the forecast's realization dates or annual purchasing rate. ([govinfo.gov](https://www.govinfo.gov/content/pkg/CRPT-119hrpt173/html/CRPT-119hrpt173.htm))

   · Evidence informing forecast-year allocation inputs; displayed values and growth are calculated: The report identifies xx.xx end-of-life systems within a xx.xx-system checked-baggage fleet. This constrains renewal exposure, not realized annual purchasing or a verified global replacement deadline.

   · Evidence informing base-year allocation inputs; displayed values and growth are calculated: Reports a TSA checked-baggage fleet of xx.xx EDS, including xx.xx at end-of-life, and assigns purchase, installation and maintenance responsibilities to TSA. Supports agency fleet calibration and renewal pressure, not the assumed forecast uplift.

   · Evidence informing forecast-year allocation inputs; displayed values and growth are calculated: Reports a TSA checked-baggage fleet of xx.xx EDS, including xx.xx at end-of-life, and assigns purchase, installation and maintenance responsibilities to TSA. Supports agency fleet calibration and renewal pressure, not the assumed forecast uplift.

   · Evidence informing forecast-year allocation inputs; displayed values and growth are calculated: The report identifies xx.xx end-of-life EDS within a xx.xx-unit U.S. checked-baggage fleet, citing the FY2024 capital plan. The derived xx.xx% backlog constrains the aging-fleet premise, but is neither an annual turnover rate nor a funded global replacement forecast.

2. GAO-24-106573 - DHS Annual Assessment: Most Programs Are Meeting Current Goals, but Some Continue to Face Cost and Schedule Challenges

- Evidence informing the 2026 market-value input; displayed series and growth include calculations: Reports plans for xx.xx checkpoint systems and xx.xx increment-one deployments by September 2023; supports an incomplete replacement cycle rather than universal CT adoption. ([gao.gov](https://www.gao.gov/assets/gao-xx.xx-xx.xx.pdf))
- Evidence informing base-year allocation inputs; displayed values and growth are calculated: Reports xx.xx AT/CT, xx.xx base, xx.xx mid-size and xx.xx full-size deployments by September 2023; supplies configuration proxies and an incomplete-renewal constraint, not contractual architecture shares. ([gao.gov](https://www.gao.gov/assets/gao-xx.xx-xx.xx.pdf))
- Evidence informing forecast-year allocation inputs; displayed values and growth are calculated: Reports xx.xx AT/CT, xx.xx base, xx.xx mid-size and xx.xx full-size deployments by September 2023; supplies configuration proxies and an incomplete-renewal constraint, not contractual architecture shares. ([gao.gov](https://www.gao.gov/assets/gao-xx.xx-xx.xx.pdf))
- Evidence informing base-year allocation inputs; displayed values and growth are calculated: The deployed configuration mix underlies the xx.xx/xx.xx newer-cohort and xx.xx/xx.xx older-cohort proxy calculations; global and contractual attribution remain modeled. ([gao.gov](https://www.gao.gov/assets/gao-xx.xx-xx.xx.pdf))
- Evidence informing forecast-year allocation inputs; displayed values and growth are calculated: The deployed configuration mix underlies the xx.xx/xx.xx newer-cohort and xx.xx/xx.xx older-cohort proxy calculations; global and contractual attribution remain modeled. ([gao.gov](https://www.gao.gov/assets/gao-xx.xx-xx.xx.pdf))
- Evidence informing base-year allocation inputs; displayed values and growth are calculated: The assessment records xx.xx checkpoint systems deployed by September 2023 against an eventual xx.xx-system program. This supports an incomplete replacement cycle and qualifies any assumption of universal CT adoption.
- Evidence informing forecast-year allocation inputs; displayed values and growth are calculated: The assessment records xx.xx checkpoint systems deployed by September 2023 against an eventual xx.xx-system program. This supports an incomplete replacement cycle and qualifies any assumption of universal CT adoption.
- Evidence informing base-year allocation inputs; displayed values and growth are calculated: Reports a September 2023 U.S. CT cohort containing xx.xx AT/CT and xx.xx base systems, providing counterevidence to assigning all CT activity automatically to integrated lanes.
- Evidence informing forecast-year allocation inputs; displayed values and growth are calculated: Reports a September 2023 U.S. CT cohort containing xx.xx AT/CT and xx.xx base systems, providing counterevidence to assigning all CT activity automatically to integrated lanes.
- Evidence informing base-year allocation inputs; displayed values and growth are calculated: Reports xx.xx mid-size and xx.xx full-size systems within xx.xx deployed CT systems; supports differentiated configuration assumptions rather than treating technology adoption as an integration-share observation.
- Evidence informing forecast-year allocation inputs; displayed values and growth are calculated: Reports xx.xx mid-size and xx.xx full-size systems within xx.xx deployed CT systems; supports differentiated configuration assumptions rather than treating technology adoption as an integration-share observation.
- Evidence informing base-year allocation inputs; displayed values and growth are calculated: The 2024 assessment records xx.xx checkpoint deployments as of September 2023 against xx.xx planned systems replacing aging equipment. It supports staged renewal, but does not establish current deployment completion or the modeled 2032 share.
- Evidence informing forecast-year allocation inputs; displayed values and growth are calculated: The 2024 assessment records xx.xx checkpoint deployments as of September 2023 against xx.xx planned systems replacing aging equipment. It supports staged renewal, but does not establish current deployment completion or the modeled 2032 share.
- Evidence informing forecast-year allocation inputs; displayed values and growth are calculated: The program separately anticipates enhancements to fielded systems, supporting a retained-equipment commercial pathway without supplying an attributable upgrade-revenue split.

3. Global Airport Passenger Traffic Reaches Record 9.8 Billion in 2025, Airports Council International World reports

   · Evidence informing the 2026 market-value input; displayed series and growth include calculations: Reports cooling passenger-growth momentum in 2026, supporting moderation of traffic-driven equipment expansion despite continuing replacement demand. ([aci.aero](https://aci.aero/2026/xx.xx/xx.xx/global-airport-passenger-traffic-reaches-record-xx.xx-xx.xx-billion-in-2025-airports-council-international-world-reports/))

   · Evidence informing base-year allocation inputs; displayed values and growth are calculated: Reported 2025 growth provides a demand-direction check; procurement intensity remains assumed.

   · Evidence informing forecast-year allocation inputs; displayed values and growth are calculated: Reported 2025 growth provides a demand-direction check; procurement intensity remains assumed.

4. Smiths Group PLC - Full Year Results for the 12 Months Ended 31 July 2025

- Evidence informing the 2024 market-value input; displayed series and growth include calculations: Discloses aviation original-equipment revenue of xx.xx and aftermarket revenue of xx.xx for FY2024; supplies historical cycle proxies. ([www-live.smiths.com](https://www-live.smiths.com/media/snqpxwkd/smiths-group-plc-annual-results-2025-press-release.pdf))
- Evidence informing the 2027 market-value input; displayed series and growth include calculations: Reports approximately xx.xx cumulative CTiX sales and continuing aviation upgrade demand; supports replacement activity, not an observed global forecast. ([www-live.smiths.com](https://www-live.smiths.com/media/snqpxwkd/smiths-group-plc-annual-results-2025-press-release.pdf))
- Evidence informing base-year allocation inputs; displayed values and growth are calculated: FY2025 aviation original-equipment revenue of GBP xx.xx provides an independent equipment-activity scale check, not a global category share. ([www-live.smiths.com](https://www-live.smiths.com/media/snqpxwkd/smiths-group-plc-annual-results-2025-press-release.pdf))
- Evidence informing forecast-year allocation inputs; displayed values and growth are calculated: FY2025 aviation original-equipment revenue of GBP xx.xx provides an independent equipment-activity scale check, not a global category share. ([www-live.smiths.com](https://www-live.smiths.com/media/snqpxwkd/smiths-group-plc-annual-results-2025-press-release.pdf))
- Evidence informing base-year allocation inputs; displayed values and growth are calculated: Approximately xx.xx cumulative CTiX sales corroborate commercial imaging activity and replacement demand; they do not measure annual global sales. ([www-live.smiths.com](https://www-live.smiths.com/media/snqpxwkd/smiths-group-plc-annual-results-2025-press-release.pdf))
- Evidence informing forecast-year allocation inputs; displayed values and growth are calculated: Approximately xx.xx cumulative CTiX sales corroborate commercial imaging activity and replacement demand; they do not measure annual global sales. ([www-live.smiths.com](https://www-live.smiths.com/media/snqpxwkd/smiths-group-plc-annual-results-2025-press-release.pdf))
- Evidence informing base-year allocation inputs; displayed values and growth are calculated: GBP xx.xx aviation aftermarket revenue supports lifecycle materiality while qualifying transfer of one supplier's mix to the global service allocation. ([www-live.smiths.com](https://www-live.smiths.com/media/snqpxwkd/smiths-group-plc-annual-results-2025-press-release.pdf))
- Evidence informing forecast-year allocation inputs; displayed values and growth are calculated: GBP xx.xx aviation aftermarket revenue supports lifecycle materiality while qualifying transfer of one supplier's mix to the global service allocation. ([www-live.smiths.com](https://www-live.smiths.com/media/snqpxwkd/smiths-group-plc-annual-results-2025-press-release.pdf))
- Evidence informing base-year allocation inputs; displayed values and growth are calculated: Reports approximately xx.xx cumulative CTiX sales and continuing aviation upgrade demand; cumulative sales constrain commercial scale but are not annual global shipments. ([www-live.smiths.com](https://www-live.smiths.com/media/snqpxwkd/smiths-group-plc-annual-results-2025-press-release.pdf))
- Evidence informing forecast-year allocation inputs; displayed values and growth are calculated: Reports approximately xx.xx cumulative CTiX sales and continuing aviation upgrade demand; cumulative sales constrain commercial scale but are not annual global shipments. ([www-live.smiths.com](https://www-live.smiths.com/media/snqpxwkd/smiths-group-plc-annual-results-2025-press-release.pdf))
- Evidence informing base-year allocation inputs; displayed values and growth are calculated: Reports four operating XDi units as of July 2025 and pending regulatory certification, constraining the small XRD cohort and qualifying aggressive commercialization assumptions.
- Evidence informing forecast-year allocation inputs; displayed values and growth are calculated: Reports four operating XDi units as of July 2025 and pending regulatory certification, constraining the small XRD cohort and qualifying aggressive commercialization assumptions.
- Evidence informing forecast-year allocation inputs; displayed values and growth are calculated: Reported checkpoint modernization provides a commercial reason to model substitution from discrete legacy offerings; the filing does not disclose standalone configuration revenue.
- Evidence informing forecast-year allocation inputs; displayed values and growth are calculated: FY2025

5. Smiths Group PLC - Annual Report & Accounts FY2023
   · Evidence informing the 2022 market-value input; displayed series and growth include calculations: Reports FY2022 aviation original-equipment revenue of xx.xx, used as a dimensionless historical capital-cycle proxy. ([www-live.smiths.com](https://www-live.smiths.com/media/phjp1j44/smiths-annual-report-2023.pdf))
   · Evidence informing the 2023 market-value input; displayed series and growth include calculations: Reports FY2023 aviation original-equipment revenue of xx.xx and aftermarket revenue of xx.xx; supports the modeled recovery direction. ([www-live.smiths.com](https://www-live.smiths.com/media/phjp1j44/smiths-annual-report-2023.pdf))
6. Smiths Group PLC - Annual Report FY2022
   · Evidence informing the 2021 market-value input; displayed series and growth include calculations: Reports FY2021 aviation revenue of xx.xx, providing a historical purchasing-cycle reference rather than a global observation. ([www-live.smiths.com](https://www-live.smiths.com/media/xjvdpblr/smiths-annual-report-2022-report.pdf))
   · Evidence informing the 2022 market-value input; displayed series and growth include calculations: Reports FY2022 aviation revenue of xx.xx and continued weakness in aviation original equipment; supports a delayed capital-spending trough. ([www-live.smiths.com](https://www-live.smiths.com/media/xjvdpblr/smiths-annual-report-2022-report.pdf))
7. Smiths Group PLC - Annual Results for the Year Ended 31 July 2019
   · Evidence informing the 2018 market-value input; displayed series and growth include calculations: Reports FY2018 aviation revenue of xx.xx, supplying the historical comparison underlying the backcast. ([smiths.com](https://www.smiths.com/media/u4wla1bw/smiths-group-plc-annual-results-2019-press-release.pdf))
   · Evidence informing the 2019 market-value input; displayed series and growth include calculations: Reports FY2019 aviation revenue of xx.xx and customer delivery deferrals, qualifying a traffic-only growth model. ([smiths.com](https://www.smiths.com/media/u4wla1bw/smiths-group-plc-annual-results-2019-press-release.pdf))
   · Evidence informing the 2020 market-value input; displayed series and growth include calculations: Identifies deliveries deferred into FY2020; supports the possibility of backlog-supported spending despite a contemporaneous traffic shock, not the exact modeled growth rate. ([smiths.com](https://www.smiths.com/media/u4wla1bw/smiths-group-plc-annual-results-2019-press-release.pdf))
8. ACI World - The High-Wire Balancing Act: Global Air Transport Demand in 2018 and 2019
   · Evidence informing the 2017 market-value input; displayed series and growth include calculations: Reports xx.xx airport passengers and xx.xx% growth in 2018; the growth observation informs the 2017 backcast bridge. ([blog.aci.aero](https://blog.aci.aero/airport-economics/the-high-wire-balancing-act-global-air-transport-demand-in-2018-and-2019/))
   · Evidence informing the 2018 market-value input; displayed series and growth include calculations: Provides the observed 2018 traffic-growth reference, not an equipment-market growth observation. ([blog.aci.aero](https://blog.aci.aero/airport-economics/the-high-wire-balancing-act-global-air-transport-demand-in-2018-and-2019/))
9. ICAO A42-WP/556 - State of the Industry and Outlook for Airport Traffic, Presented by ACI
   · Evidence informing the 2020 market-value input; displayed series and growth include calculations: Records the collapse from xx.xx airport passengers in 2019 to xx.xx in 2020; constrains the shock and funding-risk interpretation. ([icao.int](https://www.icao.int/sites/default/files/Meetings/a42/Documents/WP/wp_556_en.pdf))
   · Evidence informing the 2021 market-value input; displayed series and growth include calculations: Reports xx.xx airport passengers in 2021, supporting a prolonged funding and activity shock. ([icao.int](https://www.icao.int/sites/default/files/Meetings/a42/Documents/WP/wp_556_en.pdf))
   · Evidence informing the 2023 market-value input; displayed series and growth include calculations: Reports xx.xx airport passengers in 2023; traffic recovery is distinguished from equipment purchasing. ([icao.int](https://www.icao.int/sites/default/files/Meetings/a42/Documents/WP/wp_556_en.pdf))
   · Evidence informing the 2024 market-value input; displayed series and growth include calculations: Reports xx.xx airport passengers in 2024, providing a demand recovery cross-check. ([icao.int](https://www.icao.int/sites/default/files/Meetings/a42/Documents/WP/wp_556_en.pdf))

10. Port of Seattle - Baggage Handling System Optimization
    - Evidence informing the 2029 market-value input; displayed series and growth include calculations: Seattle plans to consolidate six baggage-screening systems, increase supported passenger capacity, and reduce screening-machine demand. Supports integration spending without one-for-one detector growth. ([portseattle.org](https://www.portseattle.org/projects/baggage-handling-system-optimization))
    - Evidence informing the 2032 market-value input; displayed series and growth include calculations: The consolidation example constrains equipment-volume assumptions; its whole baggage-handling project value is excluded from market sizing. ([portseattle.org](https://www.portseattle.org/projects/baggage-handling-system-optimization))
    - Evidence informing the 2040 market-value input; displayed series and growth include calculations: Provides a commercial counterexample to extrapolating passenger growth directly into machine counts throughout the long-range forecast. ([portseattle.org](https://www.portseattle.org/projects/baggage-handling-system-optimization))
    - Evidence informing forecast-year allocation inputs; displayed values and growth are calculated: Consolidation of six systems with reduced machine demand qualifies a traffic-to-detector-volume forecast. ([portseattle.org](https://www.portseattle.org/projects/baggage-handling-system-optimization))
    - Evidence informing forecast-year allocation inputs; displayed values and growth are calculated: The consolidation project supports integration-driven conveyor demand, but its whole-project value is excluded. ([portseattle.org](https://www.portseattle.org/projects/baggage-handling-system-optimization))
    - Evidence informing forecast-year allocation inputs; displayed values and growth are calculated: Brownfield consolidation supports the integration-demand premise, not the forecast's exact service growth factor. ([portseattle.org](https://www.portseattle.org/projects/baggage-handling-system-optimization))
    - Evidence informing forecast-year allocation inputs; displayed values and growth are calculated: The airport replaces six separate screening systems with centralized screening and expects reduced screening-machine demand while expanding capacity. This supplies a counterforce to volume-only checked-baggage forecasting.
    - Evidence informing base-year allocation inputs; displayed values and growth are calculated: Seattle is consolidating six screening systems, expects reduced screening-machine demand and schedules final-phase completion in 2029. Supports integration demand while constraining detector-volume growth; the whole-project budget is excluded.
    - Evidence informing forecast-year allocation inputs; displayed values and growth are calculated: Seattle is consolidating six screening systems, expects reduced screening-machine demand and schedules final-phase completion in 2029. Supports integration demand while constraining detector-volume growth; the whole-project budget is excluded.
    - Evidence informing forecast-year allocation inputs; displayed values and growth are calculated: Seattle's project combines increased screening capacity with consolidation from six screening systems and reduced screening-machine demand. This constrains the forecast assumption that capacity growth requires proportional equipment additions.
    - Evidence informing forecast-year allocation inputs; displayed values and growth are calculated: Replacement and capacity objectives coexist within the project. Its wider baggage-handling budget is not treated as screening-equipment revenue or assigned additively to multiple purposes.
11. Smiths Group PLC - Half Year Results for the Six Months Ended 31 January 2026
    - Evidence informing the 2026 market-value input; displayed series and growth include calculations: Reports xx.xx% organic growth for Smiths Detection in HY2026, with aviation checkpoint upgrades contributing. Supports a positive 2026 nowcast, not a directly observed global growth rate. ([www-live.smiths.com](https://www-live.smiths.com/media/villk35h/smiths-hy26-results-press-release.pdf))
12. ACI World - Biannual global air travel demand update, 30 September 2025
    - Evidence informing base-year allocation inputs; displayed values and growth are calculated: The xx.xx-million 2025 traffic estimate constrains the regional demand proxy, not equipment spending.
    - Evidence informing forecast-year allocation inputs; displayed values and growth are calculated: The xx.xx-million 2025 traffic estimate constrains the regional demand proxy, not equipment spending.

13. Airports Company South Africa - Airport statistics
    - Evidence informing base-year allocation inputs; displayed values and growth are calculated: Operator network indicators constrain the South African traffic-scale assumption; they are not a calendar-2025 national spending census.
    - Evidence informing forecast-year allocation inputs; displayed values and growth are calculated: Operator network indicators constrain the South African traffic-scale assumption; they are not a calendar-2025 national spending census.
    - Evidence informing base-year allocation inputs; displayed values and growth are calculated: Provides an operating-network commercial anchor for the regional installed-base premise.
    - Evidence informing forecast-year allocation inputs; displayed values and growth are calculated: Provides an operating-network commercial anchor for the regional installed-base premise.

14. CATSA 2025 Annual Report - Notes to the Financial Statements

- Evidence informing base-year allocation inputs; displayed values and growth are calculated: FY2024/xx.xx accounts disclose C$xx.xx maintenance/spares and C$xx.xx training/certification, supporting the service-budget calibration but not global baggage-only shares. ([catsa-acsta.gc.ca](https://www.catsa-acsta.gc.ca/en/publications/2025-annual-report/notes-financial-statements))
- Evidence informing forecast-year allocation inputs; displayed values and growth are calculated: FY2024/xx.xx accounts disclose C$xx.xx maintenance/spares and C$xx.xx training/certification, supporting the service-budget calibration but not global baggage-only shares. ([catsa-acsta.gc.ca](https://www.catsa-acsta.gc.ca/en/publications/2025-annual-report/notes-financial-statements))
- Evidence informing base-year allocation inputs; displayed values and growth are calculated: Maintenance and spare parts are combined in the accounts; the labor-versus-goods split therefore remains modeled. ([catsa-acsta.gc.ca](https://www.catsa-acsta.gc.ca/en/publications/2025-annual-report/notes-financial-statements))
- Evidence informing forecast-year allocation inputs; displayed values and growth are calculated: Maintenance and spare parts are combined in the accounts; the labor-versus-goods split therefore remains modeled. ([catsa-acsta.gc.ca](https://www.catsa-acsta.gc.ca/en/publications/2025-annual-report/notes-financial-statements))
- Evidence informing base-year allocation inputs; displayed values and growth are calculated: The C$xx.xx training/certification expense supplies the numerator of the adjusted training-to-capital proxy. ([catsa-acsta.gc.ca](https://www.catsa-acsta.gc.ca/en/publications/2025-annual-report/notes-financial-statements))
- Evidence informing forecast-year allocation inputs; displayed values and growth are calculated: The C$xx.xx training/certification expense supplies the numerator of the adjusted training-to-capital proxy. ([catsa-acsta.gc.ca](https://www.catsa-acsta.gc.ca/en/publications/2025-annual-report/notes-financial-statements))
- Evidence informing base-year allocation inputs; displayed values and growth are calculated: C$xx.xx trace/consumables is distinct from maintenance/spares and supplies the contrary consumables-intensity comparator, not a global observation. ([catsa-acsta.gc.ca](https://www.catsa-acsta.gc.ca/en/publications/2025-annual-report/notes-financial-statements))
- Evidence informing forecast-year allocation inputs; displayed values and growth are calculated: C$xx.xx trace/consumables is distinct from maintenance/spares and supplies the contrary consumables-intensity comparator, not a global observation. ([catsa-acsta.gc.ca](https://www.catsa-acsta.gc.ca/en/publications/2025-annual-report/notes-financial-statements))
- Evidence informing base-year allocation inputs; displayed values and growth are calculated: Separately reports C$xx.xx maintenance/spares, C$xx.xx trace/consumables and C$xx.xx training/certification, constraining attributable agency lifecycle expenditure.
- Evidence informing base-year allocation inputs; displayed values and growth are calculated: Separates screening-contractor payments from equipment support, preventing staffing expenditure from becoming equipment-market purchasing.
- Evidence informing forecast-year allocation inputs; displayed values and growth are calculated: Separately reports C$xx.xx maintenance/spares, C$xx.xx trace/consumables and C$xx.xx training/certification, constraining attributable agency lifecycle expenditure.
- Evidence informing forecast-year allocation inputs; displayed values and growth are calculated: Separates screening-contractor payments from equipment support, preventing staffing expenditure from becoming equipment-market purchasing.
- Evidence informing base-year allocation inputs; displayed values and growth are calculated: Audited expense disclosure reports C$xx.xx for maintenance and spare parts in the year ended March xx.xx 2025. It constrains support-spending materiality, not the amount attributable to an independent provider. ([catsa-acsta.gc.ca](https://www.catsa-acsta.gc.ca/en/publications/2025-annual-report/notes-financial-statements))

15. CATSA 2025 Annual Report - Management's Discussion and Analysis
    - Evidence informing base-year allocation inputs; displayed values and growth are calculated: EDS capital expenditure of C$xx.xx includes equipment and installation/integration and supplies the training-calibration denominator, subject to baggage attribution. ([catsa-acsta.gc.ca](https://www.catsa-acsta.gc.ca/en/publications/2025-annual-report/management-discussion-and-analysis))
    - Evidence informing forecast-year allocation inputs; displayed values and growth are calculated: EDS capital expenditure of C$xx.xx includes equipment and installation/integration and supplies the training-calibration denominator, subject to baggage attribution. ([catsa-acsta.gc.ca](https://www.catsa-acsta.gc.ca/en/publications/2025-annual-report/management-discussion-and-analysis))
    - Evidence informing base-year allocation inputs; displayed values and growth are calculated: The capital definition includes associated installation and integration, supporting the distinction between deployment services and equipment value. ([catsa-acsta.gc.ca](https://www.catsa-acsta.gc.ca/en/publications/2025-annual-report/management-discussion-and-analysis))
    - Evidence informing forecast-year allocation inputs; displayed values and growth are calculated: The capital definition includes associated installation and integration, supporting the distinction between deployment services and equipment value. ([catsa-acsta.gc.ca](https://www.catsa-acsta.gc.ca/en/publications/2025-annual-report/management-discussion-and-analysis))
    - Evidence informing forecast-year allocation inputs; displayed values and growth are calculated: Actual spending, original budget and reprofile amounts constrain the forecast's purchasing-execution interpretation; they are not a global growth rate. ([catsa-acsta.gc.ca](https://www.catsa-acsta.gc.ca/en/publications/2025-annual-report/management-discussion-and-analysis))
    - Evidence informing base-year allocation inputs; displayed values and growth are calculated: FY2024/xx.xx pre-board capital appropriations used were C$xx.xx. This supplies the Canadian purchasing comparison and a component of the non-passenger-to-cabin activity proxy, not a global share.
    - Evidence informing forecast-year allocation inputs; displayed values and growth are calculated: FY2024/xx.xx pre-board capital appropriations used were C$xx.xx. This supplies the Canadian purchasing comparison and a component of the non-passenger-to-cabin activity proxy, not a global share.
    - Evidence informing base-year allocation inputs; displayed values and growth are calculated: FY2024/xx.xx hold-baggage capital appropriations used were C$xx.xx; this constrains the independent application-capital comparison.
    - Evidence informing base-year allocation inputs; displayed values and growth are calculated: FY2024/xx.xx non-passenger capital appropriations used were C$xx.xx, below the original C$xx.xx budget. Actual purchasing informs the proxy and qualifies automatic announcement-to-revenue conversion.
    - Evidence informing forecast-year allocation inputs; displayed values and growth are calculated: FY2024/xx.xx non-passenger capital appropriations used were C$xx.xx, below the original C$xx.xx budget. Actual purchasing informs the proxy and qualifies automatic announcement-to-revenue conversion.
    - Evidence informing base-year allocation inputs; displayed values and growth are calculated: Reports C$xx.xx EDS capital expenditure for FY2024/xx.xx and identifies both baggage equipment and full-body scanners in the capital scope, requiring a baggage-attribution adjustment.
    - Evidence informing forecast-year allocation inputs; displayed values and growth are calculated: Reports C$xx.xx EDS capital expenditure for FY2024/xx.xx and identifies both baggage equipment and full-body scanners in the capital scope, requiring a baggage-attribution adjustment.
    - Evidence informing forecast-year allocation inputs; displayed values and growth are calculated: EDS outturn was C$xx.xx versus an original C$xx.xx plan and revised C$xx.xx budget. Reprofiling constrains assumed award conversion and deployment timing; it does not measure procurement-channel mix. ([catsa-acsta.gc.ca](https://www.catsa-acsta.gc.ca/en/publications/2025-annual-report/management-discussion-and-analysis))
    - Evidence informing base-year allocation inputs; displayed values and growth are calculated: The actual capital-project list identifies hold-baggage capacity expansion at Montréal-Trudeau, supporting the expansion classification, not its modeled global revenue weight.
    - Evidence informing forecast-year allocation inputs; displayed values and growth are calculated: The actual capital-project list identifies hold-baggage capacity expansion at Montréal-Trudeau, supporting the expansion classification, not its modeled global revenue weight.
    - Evidence informing base-year allocation inputs; displayed values and growth are calculated: The actual project list includes checkpoint CT deployment and hold-baggage oversize-equipment lifecycle management, supporting renewal activity without disclosing its purpose-specific spending.
    - Evidence informing forecast-year allocation inputs; displayed values and growth are calculated: The actual project list includes checkpoint CT deployment and hold-baggage oversize-equipment lifecycle management,

16. Aviation security screening approved equipment list
    - Evidence informing base-year allocation inputs; displayed values and growth are calculated: Baggage EDS/EDSCB and conventional X-ray classes support the inspection-system boundary, not sales weights. ([gov.uk](https://www.gov.uk/government/collections/aviation-security-screening-approved-equipment-list))
    - Evidence informing forecast-year allocation inputs; displayed values and growth are calculated: Baggage EDS/EDSCB and conventional X-ray classes support the inspection-system boundary, not sales weights. ([gov.uk](https://www.gov.uk/government/collections/aviation-security-screening-approved-equipment-list))
    - Evidence informing base-year allocation inputs; displayed values and growth are calculated: Liquid detectors are a distinct cabin-baggage category; the complete bulk-material extension remains modeled within the captured boundary. ([gov.uk](https://www.gov.uk/government/collections/aviation-security-screening-approved-equipment-list))
    - Evidence informing forecast-year allocation inputs; displayed values and growth are calculated: Liquid detectors are a distinct cabin-baggage category; the complete bulk-material extension remains modeled within the captured boundary. ([gov.uk](https://www.gov.uk/government/collections/aviation-security-screening-approved-equipment-list))
    - Evidence informing base-year allocation inputs; displayed values and growth are calculated: ETD serves baggage and other applications, requiring explicit baggage attribution rather than allocating all detector sales here. ([gov.uk](https://www.gov.uk/government/collections/aviation-security-screening-approved-equipment-list))
    - Evidence informing forecast-year allocation inputs; displayed values and growth are calculated: ETD serves baggage and other applications, requiring explicit baggage attribution rather than allocating all detector sales here. ([gov.uk](https://www.gov.uk/government/collections/aviation-security-screening-approved-equipment-list))
    - Evidence informing base-year allocation inputs; displayed values and growth are calculated: Dedicated ETD consumables are separately recognized, supporting goods classification without establishing spending or unrestricted interchangeability. ([gov.uk](https://www.gov.uk/government/collections/aviation-security-screening-approved-equipment-list))
    - Evidence informing forecast-year allocation inputs; displayed values and growth are calculated: Dedicated ETD consumables are separately recognized, supporting goods classification without establishing spending or unrestricted interchangeability. ([gov.uk](https://www.gov.uk/government/collections/aviation-security-screening-approved-equipment-list))
17. Quantifying the Impacts of Delayed Maintenance of Airport Assets: A Guide - Chapter 6, Baggage Handling Systems
    - Evidence informing base-year allocation inputs; displayed values and growth are calculated: The baggage-handling cost study uses a modeled xx.xx% labor share, adopted only as an adjacent support-cost proxy. ([nationalacademies.org](https://www.nationalacademies.org/read/xx.xx/chapter/xx.xx))
    - Evidence informing forecast-year allocation inputs; displayed values and growth are calculated: The baggage-handling cost study uses a modeled xx.xx% labor share, adopted only as an adjacent support-cost proxy. ([nationalacademies.org](https://www.nationalacademies.org/read/xx.xx/chapter/xx.xx))
    - Evidence informing base-year allocation inputs; displayed values and growth are calculated: Its corresponding modeled xx.xx% parts share calibrates the labor/goods separation; it is not an observed screening-equipment ratio. ([nationalacademies.org](https://www.nationalacademies.org/read/xx.xx/chapter/xx.xx))
    - Evidence informing forecast-year allocation inputs; displayed values and growth are calculated: Its corresponding modeled xx.xx% parts share calibrates the labor/goods separation; it is not an observed screening-equipment ratio. ([nationalacademies.org](https://www.nationalacademies.org/read/xx.xx/chapter/xx.xx))

18. Procurement of Next Generation Security Checkpoint Equipment - Contract Award Notice

- Evidence informing base-year allocation inputs; displayed values and growth are calculated: The seven-system award includes automated tray return, demonstrating bundled purchasing but no separately priced hardware allocation. ([sell2wales.gov.wales](https://www.sell2wales.gov.wales/search/show/search_view.aspx?ID=NOV417275))
- Evidence informing forecast-year allocation inputs; displayed values and growth are calculated: The seven-system award includes automated tray return, demonstrating bundled purchasing but no separately priced hardware allocation. ([sell2wales.gov.wales](https://www.sell2wales.gov.wales/search/show/search_view.aspx?ID=NOV417275))
- Evidence informing base-year allocation inputs; displayed values and growth are calculated: The integrated CT/tray-return scope constrains the automation interface boundary; it does not value general airport conveyors. ([sell2wales.gov.wales](https://www.sell2wales.gov.wales/search/show/search_view.aspx?ID=NOV417275))
- Evidence informing forecast-year allocation inputs; displayed values and growth are calculated: The integrated CT/tray-return scope constrains the automation interface boundary; it does not value general airport conveyors. ([sell2wales.gov.wales](https://www.sell2wales.gov.wales/search/show/search_view.aspx?ID=NOV417275))
- Evidence informing base-year allocation inputs; displayed values and growth are calculated: Central image processing is an explicit purchased function, without a separately disclosed license price. ([sell2wales.gov.wales](https://www.sell2wales.gov.wales/search/show/search_view.aspx?ID=NOV417275))
- Evidence informing forecast-year allocation inputs; displayed values and growth are calculated: Central image processing is an explicit purchased function, without a separately disclosed license price. ([sell2wales.gov.wales](https://www.sell2wales.gov.wales/search/show/search_view.aspx?ID=NOV417275))
- Evidence informing base-year allocation inputs; displayed values and growth are calculated: Supply, installation and commissioning are included deliverables, supporting deployment-service attribution without establishing its percentage. ([sell2wales.gov.wales](https://www.sell2wales.gov.wales/search/show/search_view.aspx?ID=NOV417275))
- Evidence informing forecast-year allocation inputs; displayed values and growth are calculated: Supply, installation and commissioning are included deliverables, supporting deployment-service attribution without establishing its percentage. ([sell2wales.gov.wales](https://www.sell2wales.gov.wales/search/show/search_view.aspx?ID=NOV417275))
- Evidence informing base-year allocation inputs; displayed values and growth are calculated: The October xx.xx 2022 award covers seven systems combining cabin CT, tray return, image processing and deployment responsibilities. It supports integrated purchased scope, not completed delivery or a global sales weight.
- Evidence informing forecast-year allocation inputs; displayed values and growth are calculated: The October xx.xx 2022 award covers seven systems combining cabin CT, tray return, image processing and deployment responsibilities. It supports integrated purchased scope, not completed delivery or a global sales weight.
- Evidence informing base-year allocation inputs; displayed values and growth are calculated: The integrated Newcastle procurement reports a GBP xx.xx-xx.xx offer range but no physical review-room location; its value cannot be assigned automatically to local review. ([sell2wales.gov.wales](https://www.sell2wales.gov.wales/search/show/search_view.aspx?ID=NOV417275))
- Evidence informing forecast-year allocation inputs; displayed values and growth are calculated: The integrated Newcastle procurement reports a GBP xx.xx-xx.xx offer range but no physical review-room location; its value cannot be assigned automatically to local review. ([sell2wales.gov.wales](https://www.sell2wales.gov.wales/search/show/search_view.aspx?ID=NOV417275))
- Evidence informing base-year allocation inputs; displayed values and growth are calculated: Central image processing is included, but a separate on-site room is not specified; constrains classification rather than supplying a remote-review sales weight. ([sell2wales.gov.wales](https://www.sell2wales.gov.wales/search/show/search_view.aspx?ID=NOV417275))
- Evidence informing forecast-year allocation inputs; displayed values and growth are calculated: Central image processing is included, but a separate on-site room is not specified; constrains classification rather than supplying a remote-review sales weight. ([sell2wales.gov.wales](https://www.sell2wales.gov.wales/search/show/search_view.aspx?ID=NOV417275))
- Evidence informing base-year allocation inputs; displayed values and growth are calculated: The bundled award does not identify a mixed-location package or its attributable price, preventing automatic hybrid classification. ([sell2wales.gov.wales](https://www.sell2wales.gov.wales/search/show/search_view.aspx?ID=NOV417275))
- Evidence informing forecast-year allocation inputs; displayed values and growth are calculated: The bundled award does not identify a mixed-location package or its attributable price, preventing automatic hybrid classification.

19. AI for Monitoring Aviation Security: Fraport and German Federal Police Start Regular Operation of APIDS
    - Evidence informing forecast-year allocation inputs; displayed values and growth are calculated: January xx.xx 2026 APIDS deployment demonstrates additional software adoption, without establishing separate revenue. ([fraport.com](https://www.fraport.com/en/newsroom/press-releases/2026/q1/ai-for-monitoring-aviation-security.html))
    - Evidence informing forecast-year allocation inputs; displayed values and growth are calculated: Deployment on more than xx.xx CT scanners is the independent quantitative rollout test; it does not validate the modeled license-growth factor. ([fraport.com](https://www.fraport.com/en/newsroom/press-releases/2026/q1/ai-for-monitoring-aviation-security.html))
    - Evidence informing forecast-year allocation inputs; displayed values and growth are calculated: On January xx.xx 2026, Fraport announced regular APIDS software operation on more than xx.xx existing Smiths CT scanners. This independently supports retained-system enhancement at one buyer, not global penetration or realized license revenue.
20. Smiths Detection - Digital Innovation
    - Evidence informing base-year allocation inputs; displayed values and growth are calculated: The supplier identifies detection applications as a commercial function; separate fee allocation remains assumed. ([smithsdetection.com](https://www.smithsdetection.com/digital-innovation/))
    - Evidence informing forecast-year allocation inputs; displayed values and growth are calculated: The supplier identifies detection applications as a commercial function; separate fee allocation remains assumed. ([smithsdetection.com](https://www.smithsdetection.com/digital-innovation/))
    - Evidence informing base-year allocation inputs; displayed values and growth are calculated: Centralized screening supports the image-review function, not an observed software revenue weight. ([smithsdetection.com](https://www.smithsdetection.com/digital-innovation/))
    - Evidence informing forecast-year allocation inputs; displayed values and growth are calculated: Centralized screening supports the image-review function, not an observed software revenue weight. ([smithsdetection.com](https://www.smithsdetection.com/digital-innovation/))
    - Evidence informing base-year allocation inputs; displayed values and growth are calculated: Connectivity, multi-vendor integration and equipment-health applications establish the fleet-management function without proving customer-specific rights or prices. ([smithsdetection.com](https://www.smithsdetection.com/digital-innovation/))
    - Evidence informing forecast-year allocation inputs; displayed values and growth are calculated: Connectivity, multi-vendor integration and equipment-health applications establish the fleet-management function without proving customer-specific rights or prices. ([smithsdetection.com](https://www.smithsdetection.com/digital-innovation/))
    - Evidence informing base-year allocation inputs; displayed values and growth are calculated: ELECTORA is offered for integrating multi-vendor devices, datasets and applications; establishes the vendor-platform category but discloses no category revenue or customer-specific substitution entitlement. ([smithsdetection.com](https://www.smithsdetection.com/digital-innovation/))
    - Evidence informing forecast-year allocation inputs; displayed values and growth are calculated: ELECTORA is offered for integrating multi-vendor devices, datasets and applications; establishes the vendor-platform category but discloses no category revenue or customer-specific substitution entitlement. ([smithsdetection.com](https://www.smithsdetection.com/digital-innovation/))
21. UK Civil Aviation Authority - Threat Image Projection (TIP)
    - Evidence informing base-year allocation inputs; displayed values and growth are calculated: TIP library approval and renewal obligations support continuing software commitments, not the modeled global fee or share. ([caa.co.uk](https://www.caa.co.uk/commercial-industry/security/training-and-human-factors/threat-image-projection/))
    - Evidence informing forecast-year allocation inputs; displayed values and growth are calculated: TIP library approval and renewal obligations support continuing software commitments, not the modeled global fee or share. ([caa.co.uk](https://www.caa.co.uk/commercial-industry/security/training-and-human-factors/threat-image-projection/))

22. Smiths Detection - Service

- Evidence informing base-year allocation inputs; displayed values and growth are calculated: Inclusive capital-equipment support covers labor and parts, requiring a single-count economic allocation across services and goods. ([smithsdetection.com](https://www.smithsdetection.com/service/))
- Evidence informing forecast-year allocation inputs; displayed values and growth are calculated: Inclusive capital-equipment support covers labor and parts, requiring a single-count economic allocation across services and goods. ([smithsdetection.com](https://www.smithsdetection.com/service/))
- Evidence informing base-year allocation inputs; displayed values and growth are calculated: Equipment-specific training and certification are commercial offerings distinct from routine screening staffing. ([smithsdetection.com](https://www.smithsdetection.com/service/))
- Evidence informing forecast-year allocation inputs; displayed values and growth are calculated: Equipment-specific training and certification are commercial offerings distinct from routine screening staffing. ([smithsdetection.com](https://www.smithsdetection.com/service/))
- Evidence informing base-year allocation inputs; displayed values and growth are calculated: The parts-support offering and inclusive contracts corroborate the goods boundary, but not the assumed xx.xx% allocation. ([smithsdetection.com](https://www.smithsdetection.com/service/))
- Evidence informing forecast-year allocation inputs; displayed values and growth are calculated: The parts-support offering and inclusive contracts corroborate the goods boundary, but not the assumed xx.xx% allocation. ([smithsdetection.com](https://www.smithsdetection.com/service/))
- Evidence informing base-year allocation inputs; displayed values and growth are calculated: Describes inclusive labor-and-parts contracts and manufacturer support, supporting nonduplicative lifecycle attribution to projection equipment, not a verified xx.xx% fee. ([smithsdetection.com](https://www.smithsdetection.com/service/))
- Evidence informing forecast-year allocation inputs; displayed values and growth are calculated: Describes inclusive labor-and-parts contracts and manufacturer support, supporting nonduplicative lifecycle attribution to projection equipment, not a verified xx.xx% fee. ([smithsdetection.com](https://www.smithsdetection.com/service/))
- Evidence informing base-year allocation inputs; displayed values and growth are calculated: Supports the existence of manufacturer lifecycle offerings; broad service-footprint counts are not used as CT revenue weights.
- Evidence informing forecast-year allocation inputs; displayed values and growth are calculated: Supports the existence of manufacturer lifecycle offerings; broad service-footprint counts are not used as CT revenue weights.
- Evidence informing base-year allocation inputs; displayed values and growth are calculated: Supports commercial maintenance, refurbishment and parts offerings for portable equipment without establishing baggage-specific service receipts.
- Evidence informing forecast-year allocation inputs; displayed values and growth are calculated: Supports commercial maintenance, refurbishment and parts offerings for portable equipment without establishing baggage-specific service receipts.
- Evidence informing base-year allocation inputs; displayed values and growth are calculated: The manufacturer markets direct on-site support and inclusive capital-equipment labor-and-parts contracts. This supports a continuing manufacturer-service alternative, without measuring a pricing premium. ([smithsdetection.com](https://www.smithsdetection.com/service/))
- Evidence informing forecast-year allocation inputs; displayed values and growth are calculated: The manufacturer markets direct on-site support and inclusive capital-equipment labor-and-parts contracts. This supports a continuing manufacturer-service alternative, without measuring a pricing premium. ([smithsdetection.com](https://www.smithsdetection.com/service/))
- Evidence informing base-year allocation inputs; displayed values and growth are calculated: Manufacturer-provided bundled support is a commercial alternative to separate technical-service procurement, limiting assumptions of unrestricted third-party substitution. ([smithsdetection.com](https://www.smithsdetection.com/service/))
- Evidence informing forecast-year allocation inputs; displayed values and growth are calculated: Manufacturer-provided bundled support is a commercial alternative to separate technical-service procurement, limiting assumptions of unrestricted third-party substitution. ([smithsdetection.com](https://www.smithsdetection.com/service/))

23. Hold baggage screening upgrade, Dublin and Cork Airports, Ireland

- Evidence informing base-year allocation inputs; displayed values and growth are calculated: Separate professional-service appointments cover project controls, design oversight and interface management; the broader construction budget is not used as screening-service revenue. ([neccontract.com](https://www.neccontract.com/projects/hold-baggage-screening-upgrade-dublin-and-cork-airports-ireland))
- Evidence informing forecast-year allocation inputs; displayed values and growth are calculated: Separate professional-service appointments cover project controls, design oversight and interface management; the broader construction budget is not used as screening-service revenue. ([neccontract.com](https://www.neccontract.com/projects/hold-baggage-screening-upgrade-dublin-and-cork-airports-ireland))
- Evidence informing base-year allocation inputs; displayed values and growth are calculated: Describes three upgraded hold-baggage systems delivered through separate construction, baggage-integration and advisory appointments, completed in March 2023. Supports integrated-system attribution without assuming a universal single-prime model.
- Evidence informing forecast-year allocation inputs; displayed values and growth are calculated: Describes three upgraded hold-baggage systems delivered through separate construction, baggage-integration and advisory appointments, completed in March 2023. Supports integrated-system attribution without assuming a universal single-prime model.

24. Corporate Plan 2025-26 to 2029-30 Summary - Financial Overview
    - Evidence informing base-year allocation inputs; displayed values and growth are calculated: CATSA distinguishes major-checkpoint CT replacement from single-view-to-multiview replacement elsewhere, supporting application-specific projection demand and forecast assumptions. It also discloses capital funding subject to reprofile approval. ([catsa-acsta.gc.ca](https://www.catsa-acsta.gc.ca/en/publications/corporate-plan-2025-xx.xx-2029-xx.xx/financial-overview))
    - Evidence informing forecast-year allocation inputs; displayed values and growth are calculated: CATSA distinguishes major-checkpoint CT replacement from single-view-to-multiview replacement elsewhere, supporting application-specific projection demand and forecast assumptions. It also discloses capital funding subject to reprofile approval. ([catsa-acsta.gc.ca](https://www.catsa-acsta.gc.ca/en/publications/corporate-plan-2025-xx.xx-2029-xx.xx/financial-overview))
    - Evidence informing base-year allocation inputs; displayed values and growth are calculated: Identifies single-view equipment as a replacement population, supporting the modeled displacement mechanism rather than an observed global share.
    - Evidence informing forecast-year allocation inputs; displayed values and growth are calculated: Identifies single-view equipment as a replacement population, supporting the modeled displacement mechanism rather than an observed global share.
    - Evidence informing base-year allocation inputs; displayed values and growth are calculated: Multiview remains a planned purchasing destination at non-passenger checkpoints and Class xx.xx airports, qualifying universal CT substitution.
    - Evidence informing forecast-year allocation inputs; displayed values and growth are calculated: Multiview remains a planned purchasing destination at non-passenger checkpoints and Class xx.xx airports, qualifying universal CT substitution.
    - Evidence informing base-year allocation inputs; displayed values and growth are calculated: CT replacement is a stated major-checkpoint investment priority, subject to funding and delivery risks; this supports direction, not the modeled global share.
    - Evidence informing forecast-year allocation inputs; displayed values and growth are calculated: CT replacement is a stated major-checkpoint investment priority, subject to funding and delivery risks; this supports direction, not the modeled global share.
    - Evidence informing base-year allocation inputs; displayed values and growth are calculated: The plan includes additional screening equipment and expansion of existing hold-baggage screening capacity. Its FY2025/xx.xx capital budget is C$xx.xx across mixed activities; plans are not recognized supplier revenue.
    - Evidence informing forecast-year allocation inputs; displayed values and growth are calculated: The plan includes additional screening equipment and expansion of existing hold-baggage screening capacity. Its FY2025/xx.xx capital budget is C$xx.xx across mixed activities; plans are not recognized supplier revenue.
    - Evidence informing base-year allocation inputs; displayed values and growth are calculated: The plan distinguishes replacement of checkpoint X-ray equipment with CT and asset lifecycle renewal from additional capacity. Funding, partner timing and reprofiling qualify forecast realization.
    - Evidence informing forecast-year allocation inputs; displayed values and growth are calculated: The plan distinguishes replacement of checkpoint X-ray equipment with CT and asset lifecycle renewal from additional capacity. Funding, partner timing and reprofiling qualify forecast realization.
25. ECAC CEP Public Equipment List - Explosive Detection Systems, Update 18 April 2025
    - Evidence informing base-year allocation inputs; displayed values and growth are calculated: The April xx.xx 2025 list retains XRD xx.xx supporting the legacy commercial-category premise but not the assumed installed cohort or sales volume. ([ecac-ceac.org](https://www.ecac-ceac.org/images/activities/security/ECAC-CEP-EDS-equipment_public_list_update_20250418.pdf))
    - Evidence informing forecast-year allocation inputs; displayed values and growth are calculated: The April xx.xx 2025 list retains XRD xx.xx supporting the legacy commercial-category premise but not the assumed installed cohort or sales volume. ([ecac-ceac.org](https://www.ecac-ceac.org/images/activities/security/ECAC-CEP-EDS-equipment_public_list_update_20250418.pdf))

26. Partners - HALO X-ray Technologies Ltd

· Evidence informing base-year allocation inputs; displayed values and growth are calculated: Named airport pilots and approximately USD xx.xx and USD xx.xx development programs establish commercialization activity and program scale, not realized annual XRD equipment revenue. ([haloxray.com](https://www.haloxray.com/partners))

· Evidence informing forecast-year allocation inputs; displayed values and growth are calculated: Named airport pilots and approximately USD xx.xx and USD xx.xx development programs establish commercialization activity and program scale, not realized annual XRD equipment revenue. ([haloxray.com](https://www.haloxray.com/partners))

27. Explosives Trace Detectors (ETDs): Market Survey Report, November 2021

· Evidence informing base-year allocation inputs; displayed values and growth are calculated: Historical IONSCAN xx.xx list-price configurations around USD xx.xx-xx.xx constrain the IMS price class; they do not establish 2025 purchasing volumes or realizations. ([dhs.gov](https://dhs.gov/sites/default/files/2021-xx.xx/SAVER_Explosives%20Trace%20Detectors%20MSR_08Nov2021_Final-xx.xx.pdf))

· Evidence informing forecast-year allocation inputs; displayed values and growth are calculated: Historical IONSCAN xx.xx list-price configurations around USD xx.xx-xx.xx constrain the IMS price class; they do not establish 2025 purchasing volumes or realizations. ([dhs.gov](https://dhs.gov/sites/default/files/2021-xx.xx/SAVER_Explosives%20Trace%20Detectors%20MSR_08Nov2021_Final-xx.xx.pdf))

· Evidence informing base-year allocation inputs; displayed values and growth are calculated: The Fido X4 historical USD xx.xx list-price benchmark supports the explicit nominal-price bridge; baggage attribution and unit mix remain modeled.

· Evidence informing forecast-year allocation inputs; displayed values and growth are calculated: The Fido X4 historical USD xx.xx list-price benchmark supports the explicit nominal-price bridge; baggage attribution and unit mix remain modeled.

28. Astrotech Corporation - Form 10-K for the Fiscal Year Ended June 30, 2025

· Evidence informing base-year allocation inputs; displayed values and growth are calculated: Discloses FY2025 product and service revenue, xx.xx deployment locations, and a six-unit USD xx.xx order. These provide a price comparator and supplier-scale check, not baggage-only revenue. ([sec.gov](https://www.sec.gov/Archives/edgar/data/xx.xx/xx.xx/astc20250630_10k.htm))

· Evidence informing forecast-year allocation inputs; displayed values and growth are calculated: Discloses FY2025 product and service revenue, xx.xx deployment locations, and a six-unit USD xx.xx order. These provide a price comparator and supplier-scale check, not baggage-only revenue. ([sec.gov](https://www.sec.gov/Archives/edgar/data/xx.xx/xx.xx/astc20250630_10k.htm))

29. Astrotech Corporation - Form 10-K for the Fiscal Year Ended June 30, 2026

· Evidence informing base-year allocation inputs; displayed values and growth are calculated: Reports eight TRACER units sold in FY2025 versus three in FY2026, identifies grant-related revenue within FY2025 product revenue, and describes a potential subsidiary sale. These constrain MS attribution and forecast optimism. ([sec.gov](https://www.sec.gov/Archives/edgar/data/xx.xx/xx.xx/astc20260630_10k.htm))

· Evidence informing forecast-year allocation inputs; displayed values and growth are calculated: Reports eight TRACER units sold in FY2025 versus three in FY2026, identifies grant-related revenue within FY2025 product revenue, and describes a potential subsidiary sale. These constrain MS attribution and forecast optimism. ([sec.gov](https://www.sec.gov/Archives/edgar/data/xx.xx/xx.xx/astc20260630_10k.htm))

30. Liquid Explosive Detector, Bottle Liquid Scanner, Insight - Agilent

· Evidence informing base-year allocation inputs; displayed values and growth are calculated: Identifies Raman-based airport resolution products and dated September 2025 launch and May 2026 contract announcements. Supports category continuity and adoption premises, not global unit or revenue shares. ([agilent.com](https://www.agilent.com/en/product/molecular-spectroscopy/raman-spectroscopy/raman-aviation-security-systems/insight-series-alarm-resolution-systems))

· Evidence informing forecast-year allocation inputs; displayed values and growth are calculated: Identifies Raman-based airport resolution products and dated September 2025 launch and May 2026 contract announcements. Supports category continuity and adoption premises, not global unit or revenue shares. ([agilent.com](https://www.agilent.com/en/product/molecular-spectroscopy/raman-spectroscopy/raman-aviation-security-systems/insight-series-alarm-resolution-systems))

31. Bottle Liquid Scanner for Sale from China - Securina

· Evidence informing base-year allocation inputs; displayed values and growth are calculated: Positions microwave-based liquid-screening products for airports and customs. Supports commercial classification only; prices, authorization and purchasing weights remain assumptions. ([securinadetection.com](https://www.securinadetection.com/Bottle-Liquid-Scanner-Manufacturer-China.html))

· Evidence informing forecast-year allocation inputs; displayed values and growth are calculated: Positions microwave-based liquid-screening products for airports and customs. Supports commercial classification only; prices, authorization and purchasing weights remain assumptions. ([securinadetection.com](https://www.securinadetection.com/Bottle-Liquid-Scanner-Manufacturer-China.html))

32. Quick, Accurate Threat-Detection Scanner for Liquid, Aerosol, and Gels Eases and Secures Air Travel Worldwide

· Evidence informing base-year allocation inputs; displayed values and growth are calculated: Identifies LS10 as a complete commercial liquid scanner combining RF and ultrasonic capabilities, supporting nonduplicative complete-product attribution. ([battelle.org](https://www.battelle.org/insights/case-studies/case-study-details/quick-accurate-threat-detection-scanner-for-liquid-aerosol-and-gels-eases-and-secures-air-travel-worldwide))

· Evidence informing forecast-year allocation inputs; displayed values and growth are calculated: Identifies LS10 as a complete commercial liquid scanner combining RF and ultrasonic capabilities, supporting nonduplicative complete-product attribution. ([battelle.org](https://www.battelle.org/insights/case-studies/case-study-details/quick-accurate-threat-detection-scanner-for-liquid-aerosol-and-gels-eases-and-secures-air-travel-worldwide))

33. ECAC CEP Public Equipment List - Liquid Explosive Detection Systems, Update 10 July 2025

· Evidence informing base-year allocation inputs; displayed values and growth are calculated: The July xx.xx 2025 list includes One Resonance Sensors MobiLab BLS. This supports retained listed status for a named product, not active supply, paid installed stock or observed receipts. ([ecac-ceac.org](https://www.ecac-ceac.org/images/activities/security/ECAC-CEP-LEDS%20equipment%20public%20list-update%xx.xx-xx.xx-rev1.pdf))

· Evidence informing forecast-year allocation inputs; displayed values and growth are calculated: The July xx.xx 2025 list includes One Resonance Sensors MobiLab BLS. This supports retained listed status for a named product, not active supply, paid installed stock or observed receipts. ([ecac-ceac.org](https://www.ecac-ceac.org/images/activities/security/ECAC-CEP-LEDS%20equipment%20public%20list-update%xx.xx-xx.xx-rev1.pdf))

34. MobiLab BLS Bottled Liquid Scanner Endorsed By European Civil Aviation Conference

· Evidence informing base-year allocation inputs; displayed values and growth are calculated: The company's May xx.xx 2014 announcement identifies MobiLab BLS as an NMR-based airport liquid scanner and states that orders were being accepted. Establishes historical commercial offering, not 2025 deliveries. ([prnewswire.com](https://www.prnewswire.com/news-releases/mobilab-bls-bottled-liquid-scanner-endorsed-by-european-civil-aviation-conference-xx.xx.html))

· Evidence informing forecast-year allocation inputs; displayed values and growth are calculated: The company's May xx.xx 2014 announcement identifies MobiLab BLS as an NMR-based airport liquid scanner and states that orders were being accepted. Establishes historical commercial offering, not 2025 deliveries. ([prnewswire.com](https://www.prnewswire.com/news-releases/mobilab-bls-bottled-liquid-scanner-endorsed-by-european-civil-aviation-conference-xx.xx.html))

35. SafePointe BLS Powered by ORS - Bottled Liquid Explosives Detection Solution

· Evidence informing base-year allocation inputs; displayed values and growth are calculated: The branded supplier brochure documents an ORS-powered bottled-liquid product channel. Its availability does not establish current orders or support continuity; it supports only the legacy-channel modeling premise. ([uploads-ssl.webflow.com](https://uploads-ssl.webflow.com/608330bcae48962bf6d7ff37/6149f80be6c30d34b5e3debe_BLS-Flyer-Compressed.pdf))

· Evidence informing forecast-year allocation inputs; displayed values and growth are calculated: The branded supplier brochure documents an ORS-powered bottled-liquid product channel. Its availability does not establish current orders or support continuity; it supports only the legacy-channel modeling premise. ([uploads-ssl.webflow.com](https://uploads-ssl.webflow.com/608330bcae48962bf6d7ff37/6149f80be6c30d34b5e3debe_BLS-Flyer-Compressed.pdf))

36. Florida Division of Corporations - One Resonance Sensors, LLC, Entity Detail

· Evidence informing base-year allocation inputs; displayed values and growth are calculated: The official registry records One Resonance Sensors, LLC as inactive following administrative dissolution on September xx.xx 2019. This counterevidence constrains continuity assumptions but does not prove zero surviving product support. ([search.sunbiz.org](https://search.sunbiz.org/Inquiry/CorporationSearch/SearchResultDetail?aggregateId=flal-l11000122986-c57f60b3-690d-4c87-836a-9aeb045075e8&directionType=CurrentList&inquirytype=EntityName&listNameOrder=ONERESONANCESENSORS+L110001229860&searchNameOrder=ONERESONANCESENSORS+L110001229860&searchTerm=ONE+RED+AMPERSAND+LLC))

· Evidence informing forecast-year allocation inputs; displayed values and growth are calculated: The official registry records One Resonance Sensors, LLC as inactive following administrative dissolution on September xx.xx 2019. This counterevidence constrains continuity assumptions but does not prove zero surviving product support. ([search.sunbiz.org](https://search.sunbiz.org/Inquiry/CorporationSearch/SearchResultDetail?aggregateId=flal-l11000122986-c57f60b3-690d-4c87-836a-9aeb045075e8&directionType=CurrentList&inquirytype=EntityName&listNameOrder=ONERESONANCESENSORS+L110001229860&searchNameOrder=ONERESONANCESENSORS+L110001229860&searchTerm=ONE+RED+AMPERSAND+LLC))

37. Explosive Detection - Teledyne FLIR Defense

· Evidence informing base-year allocation inputs; displayed values and growth are calculated: Lists offered Fido X-series products and service support, supporting commercial offering continuity only, not airport-specific eligibility or sales weights. ([flir.com](https://www.flir.com/threat-detection/explosives/))

· Evidence informing forecast-year allocation inputs; displayed values and growth are calculated: Lists offered Fido X-series products and service support, supporting commercial offering continuity only, not airport-specific eligibility or sales weights. ([flir.com](https://www.flir.com/threat-detection/explosives/))

38. Scintrex Trace E3500 Explosive Trace Detection Unit - SecurityPro USA

· Evidence informing base-year allocation inputs; displayed values and growth are calculated: The distributor offers E3500 chemiluminescence equipment and identifies customs/border applications. Supports a commercial category lead, not measured airport purchasing or the assumed price. ([securityprousa.com](https://www.securityprousa.com/collections/explosive-detection/products/scintrex-trace-e3500-explosive-trace-detection-unit))

· Evidence informing forecast-year allocation inputs; displayed values and growth are calculated: The distributor offers E3500 chemiluminescence equipment and identifies customs/border applications. Supports a commercial category lead, not measured airport purchasing or the assumed price. ([securityprousa.com](https://www.securityprousa.com/collections/explosive-detection/products/scintrex-trace-e3500-explosive-trace-detection-unit))

39. Portable Explosive Detector - Trace Detector EVD-3000+

- Evidence informing base-year allocation inputs; displayed values and growth are calculated: The distributor offers EVD-xx.xx+ thermo-redox equipment. Supports offered-product classification, not airport authorization, purchasing volume or the modeled realization. ([securityprousa.com](https://www.securityprousa.com/products/scintrex-trace-evd-xx.xx-portable-trace-detection-unit))
- Evidence informing forecast-year allocation inputs; displayed values and growth are calculated: The distributor offers EVD-xx.xx+ thermo-redox equipment. Supports offered-product classification, not airport authorization, purchasing volume or the modeled realization. ([securityprousa.com](https://www.securityprousa.com/products/scintrex-trace-evd-xx.xx-portable-trace-detection-unit))

40. CATSA's Purchase Order Terms and Conditions

- Evidence informing base-year allocation inputs; displayed values and growth are calculated: Contract terms constrain maintenance, parts and consumables escalation, qualifying unrestricted aftermarket pricing assumptions in the projection lifecycle model. ([catsa-acsta.gc.ca](https://www.catsa-acsta.gc.ca/en/publications/catsa-s-purchase-order-terms-and-conditions))
- Evidence informing forecast-year allocation inputs; displayed values and growth are calculated: Contract terms constrain maintenance, parts and consumables escalation, qualifying unrestricted aftermarket pricing assumptions in the projection lifecycle model. ([catsa-acsta.gc.ca](https://www.catsa-acsta.gc.ca/en/publications/catsa-s-purchase-order-terms-and-conditions))
- Evidence informing base-year allocation inputs; displayed values and growth are calculated: Contractual price limits constrain the pricing premise, but do not verify CT-specific global support receipts.
- Evidence informing forecast-year allocation inputs; displayed values and growth are calculated: Contractual price limits constrain the pricing premise, but do not verify CT-specific global support receipts.
- Evidence informing base-year allocation inputs; displayed values and growth are calculated: Maintenance and consumable escalation limits qualify the trace-platform pricing assumption rather than establishing the modeled IMS share.
- Evidence informing forecast-year allocation inputs; displayed values and growth are calculated: Maintenance and consumable escalation limits qualify the trace-platform pricing assumption rather than establishing the modeled IMS share.
- Evidence informing base-year allocation inputs; displayed values and growth are calculated: The pre-existing-software clause grants broad license rights without transferring ownership; proprietary ownership alone therefore cannot establish the Closed revenue numerator. ([catsa-acsta.gc.ca](https://www.catsa-acsta.gc.ca/en/publications/catsa-s-purchase-order-terms-and-conditions))
- Evidence informing forecast-year allocation inputs; displayed values and growth are calculated: The pre-existing-software clause grants broad license rights without transferring ownership; proprietary ownership alone therefore cannot establish the Closed revenue numerator. ([catsa-acsta.gc.ca](https://www.catsa-acsta.gc.ca/en/publications/catsa-s-purchase-order-terms-and-conditions))
- Evidence informing base-year allocation inputs; displayed values and growth are calculated: Software modification rights are not themselves proof of standards-based interfaces or independent component substitution; supports conservative classification. ([catsa-acsta.gc.ca](https://www.catsa-acsta.gc.ca/en/publications/catsa-s-purchase-order-terms-and-conditions))
- Evidence informing forecast-year allocation inputs; displayed values and growth are calculated: Software modification rights are not themselves proof of standards-based interfaces or independent component substitution; supports conservative classification. ([catsa-acsta.gc.ca](https://www.catsa-acsta.gc.ca/en/publications/catsa-s-purchase-order-terms-and-conditions))

41. Liquids Scanner for Airport Security - UC Davis
    - Evidence informing base-year allocation inputs; displayed values and growth are calculated: The February xx.xx 2011 account establishes a development contract and licensing relationship. Its development allocation is excluded from 2025 receipts and does not establish a surviving commercial cohort. ([ucdavis.edu](https://www.ucdavis.edu/news/liquids-scanner-airport-security))
    - Evidence informing forecast-year allocation inputs; displayed values and growth are calculated: The February xx.xx 2011 account establishes a development contract and licensing relationship. Its development allocation is excluded from 2025 receipts and does not establish a surviving commercial cohort. ([ucdavis.edu](https://www.ucdavis.edu/news/liquids-scanner-airport-security))
42. Open Architecture for Airport Security Systems, Second Edition
    - Evidence informing base-year allocation inputs; displayed values and growth are calculated: Distinguishes proprietary integration from interoperable connections, supporting the category boundary rather than an observed revenue share. ([aci-europe.org](https://aci-europe.org/downloads/resources/Open%20Architecture%20for%20Airport%20Security%20Systems%202nd%20Edition.pdf))
    - Evidence informing forecast-year allocation inputs; displayed values and growth are calculated: Distinguishes proprietary integration from interoperable connections, supporting the category boundary rather than an observed revenue share. ([aci-europe.org](https://aci-europe.org/downloads/resources/Open%20Architecture%20for%20Airport%20Security%20Systems%202nd%20Edition.pdf))
    - Evidence informing base-year allocation inputs; displayed values and growth are calculated: Integration does not guarantee interoperability; this constrains attribution of vendor-mediated configurations. ([aci-europe.org](https://aci-europe.org/downloads/resources/Open%20Architecture%20for%20Airport%20Security%20Systems%202nd%20Edition.pdf))
    - Evidence informing forecast-year allocation inputs; displayed values and growth are calculated: Integration does not guarantee interoperability; this constrains attribution of vendor-mediated configurations. ([aci-europe.org](https://aci-europe.org/downloads/resources/Open%20Architecture%20for%20Airport%20Security%20Systems%202nd%20Edition.pdf))
    - Evidence informing base-year allocation inputs; displayed values and growth are calculated: Allows identified partial compliance and discusses accountable integration responsibilities; supports scoped open attribution, not whole-purchase reclassification. ([aci-europe.org](https://aci-europe.org/downloads/resources/Open%20Architecture%20for%20Airport%20Security%20Systems%202nd%20Edition.pdf))
    - Evidence informing forecast-year allocation inputs; displayed values and growth are calculated: Allows identified partial compliance and discusses accountable integration responsibilities; supports scoped open attribution, not whole-purchase reclassification. ([aci-europe.org](https://aci-europe.org/downloads/resources/Open%20Architecture%20for%20Airport%20Security%20Systems%202nd%20Edition.pdf))

43. CATSA 2025 Annual Report - Overview of Activities

- Evidence informing base-year allocation inputs; displayed values and growth are calculated: Reports xx.xx CATSA Plus lines across xx.xx airports serving more than xx.xx% of passengers in 2024/xx.xx; provides an independent integration-activity check, not a direct value allocation. ([catsa-acsta.gc.ca](https://www.catsa-acsta.gc.ca/en/publications/2025-annual-report/overview-activities))
- Evidence informing forecast-year allocation inputs; displayed values and growth are calculated: Reports xx.xx CATSA Plus lines across xx.xx airports serving more than xx.xx% of passengers in 2024/xx.xx; provides an independent integration-activity check, not a direct value allocation. ([catsa-acsta.gc.ca](https://www.catsa-acsta.gc.ca/en/publications/2025-annual-report/overview-activities))
- Evidence informing base-year allocation inputs; displayed values and growth are calculated: The reported modernized passenger coverage constrains an assumption of universally standalone activity, while leaving commercial architecture and revenue attribution unresolved. ([catsa-acsta.gc.ca](https://www.catsa-acsta.gc.ca/en/publications/2025-annual-report/overview-activities))
- Evidence informing forecast-year allocation inputs; displayed values and growth are calculated: The reported modernized passenger coverage constrains an assumption of universally standalone activity, while leaving commercial architecture and revenue attribution unresolved. ([catsa-acsta.gc.ca](https://www.catsa-acsta.gc.ca/en/publications/2025-annual-report/overview-activities))
- Evidence informing forecast-year allocation inputs; displayed values and growth are calculated: The annual report identifies enhanced non-passenger requirements and implementation planned from spring 2025. This supports a conditional modernization premise, not the modeled global uptake factor.
- Evidence informing base-year allocation inputs; displayed values and growth are calculated: Reports xx.xx CATSA Plus lines and more than xx.xx% passenger coverage in 2024/xx.xx; provides a Canadian adoption comparator, not a global local-review revenue weight. ([catsa-acsta.gc.ca](https://www.catsa-acsta.gc.ca/en/publications/2025-annual-report/overview-activities))
- Evidence informing forecast-year allocation inputs; displayed values and growth are calculated: Reports xx.xx CATSA Plus lines and more than xx.xx% passenger coverage in 2024/xx.xx; provides a Canadian adoption comparator, not a global local-review revenue weight. ([catsa-acsta.gc.ca](https://www.catsa-acsta.gc.ca/en/publications/2025-annual-report/overview-activities))
- Evidence informing base-year allocation inputs; displayed values and growth are calculated: Identifies remote screening within CATSA Plus and quantifies deployment; constrains the commercial-adoption premise but does not establish each review room's location. ([catsa-acsta.gc.ca](https://www.catsa-acsta.gc.ca/en/publications/2025-annual-report/overview-activities))
- Evidence informing forecast-year allocation inputs; displayed values and growth are calculated: Identifies remote screening within CATSA Plus and quantifies deployment; constrains the commercial-adoption premise but does not establish each review room's location. ([catsa-acsta.gc.ca](https://www.catsa-acsta.gc.ca/en/publications/2025-annual-report/overview-activities))
- Evidence informing base-year allocation inputs; displayed values and growth are calculated: Deployment coverage constrains the addressable network-enabled pool; it does not disclose hybrid contracts or justify the modeled hybrid percentage. ([catsa-acsta.gc.ca](https://www.catsa-acsta.gc.ca/en/publications/2025-annual-report/overview-activities))
- Evidence informing forecast-year allocation inputs; displayed values and growth are calculated: Deployment coverage constrains the addressable network-enabled pool; it does not disclose hybrid contracts or justify the modeled hybrid percentage. ([catsa-acsta.gc.ca](https://www.catsa-acsta.gc.ca/en/publications/2025-annual-report/overview-activities))

44. CATSA - Beyond the Checkpoint, December 2025

- Evidence informing base-year allocation inputs; displayed values and growth are calculated: Reports xx.xx operational CT machines at eight airports and a modular-line average of xx.xx passengers per hour versus xx.xx for traditional multi-split lines; supports the bounded throughput-to-unit bridge and phased-deployment premise. ([catsa-acsta.gc.ca](https://www.catsa-acsta.gc.ca/en/about-us/beyond-checkpoint-2025-december))
- Evidence informing forecast-year allocation inputs; displayed values and growth are calculated: Reports xx.xx operational CT machines at eight airports and a modular-line average of xx.xx passengers per hour versus xx.xx for traditional multi-split lines; supports the bounded throughput-to-unit bridge and phased-deployment premise. ([catsa-acsta.gc.ca](https://www.catsa-acsta.gc.ca/en/about-us/beyond-checkpoint-2025-december))

45. Smiths Detection Delivers Fully Automated International Remote Baggage Screening System Between South Korea and the United States

- Evidence informing base-year allocation inputs; displayed values and growth are calculated: The January xx.xx 2026 disclosure identifies xx.xx software licenses and DICOS V3.xx.xx exchange, and dates operational service to August 2025. Supports commercial standards-based activity and forecast feasibility, not an observed global share or a confirmed 2025 license inventory. ([smithsdetection.com](https://www.smithsdetection.com/press-releases/smiths-detection-delivers-fully-automated-international-remote-baggage-screening-system-between-south-korea-and-the-united-states/))
- Evidence informing forecast-year allocation inputs; displayed values and growth are calculated: The January xx.xx 2026 disclosure identifies xx.xx software licenses and DICOS V3.xx.xx exchange, and dates operational service to August 2025. Supports commercial standards-based activity and forecast feasibility, not an observed global share or a confirmed 2025 license inventory. ([smithsdetection.com](https://www.smithsdetection.com/press-releases/smiths-detection-delivers-fully-automated-international-remote-baggage-screening-system-between-south-korea-and-the-united-states/))

46. SeeTrue Marks Milestone with Over 100 X-ray Checkpoint Installations of Advanced AI-Based Threat Detection Software

- Evidence informing base-year allocation inputs; displayed values and growth are calculated: The December xx.xx 2024 announcement reports the 100th operational screening lane across airports and other sectors. Provides a limited commercial-adoption scale check; it is neither airport-only nor a census of standards-based entitlements. ([seetrue.ai](https://www.seetrue.ai/seetrue-marks-milestone-with-over-xx.xx-x-ray-checkpoint-installations-of-advanced-ai-based-threat-detection-software/))
- Evidence informing forecast-year allocation inputs; displayed values and growth are calculated: The December xx.xx 2024 announcement reports the 100th operational screening lane across airports and other sectors. Provides a limited commercial-adoption scale check; it is neither airport-only nor a census of standards-based entitlements. ([seetrue.ai](https://www.seetrue.ai/seetrue-marks-milestone-with-over-xx.xx-x-ray-checkpoint-installations-of-advanced-ai-based-threat-detection-software/))

47. Scarabee's Checkpoint Property Screening System to be deployed at DEN

- Evidence informing base-year allocation inputs; displayed values and growth are calculated: Describes a xx.xx-lane Denver award combining Scarabee lanes with Smiths scanners. Corroborates a commercial mixed-supplier integration route; an award is not realized annual revenue or proof of unrestricted interoperability. ([daifukuatec.com](https://daifukuatec.com/news/scarabees-checkpoint-property-screening-system-to-be-deployed-at-den))
- Evidence informing forecast-year allocation inputs; displayed values and growth are calculated: Describes a xx.xx-lane Denver award combining Scarabee lanes with Smiths scanners. Corroborates a commercial mixed-supplier integration route; an award is not realized annual revenue or proof of unrestricted interoperability. ([daifukuatec.com](https://daifukuatec.com/news/scarabees-checkpoint-property-screening-system-to-be-deployed-at-den))

48. CATSA Annual Report 2024 - Management's Discussion and Analysis

- Evidence informing base-year allocation inputs; displayed values and growth are calculated: FY2023/xx.xx pre-board capital appropriations used of C$xx.xx provide the second period in the non-passenger-to-cabin purchasing comparison.
- Evidence informing base-year allocation inputs; displayed values and growth are calculated: FY2023/xx.xx non-passenger capital appropriations used of C$xx.xx enter the two-period activity proxy; they do not identify the property-only fraction.
- Evidence informing forecast-year allocation inputs; displayed values and growth are calculated: FY2023/xx.xx non-passenger capital appropriations used of C$xx.xx enter the two-period activity proxy; they do not identify the property-only fraction.

49. Smiths Detection confirm order of 91 advanced scanners for new terminals at Moscow Sheremetyevo International Airport
    - Evidence informing base-year allocation inputs; displayed values and growth are calculated: The dated airport deployment includes xx.xx entrance baggage systems and xx.xx cabin-checkpoint systems. Their ratio supplies a historical relative-density proxy, subsequently discounted for assumed global coverage.
    - Evidence informing forecast-year allocation inputs; displayed values and growth are calculated: The dated airport deployment includes xx.xx entrance baggage systems and xx.xx cabin-checkpoint systems. Their ratio supplies a historical relative-density proxy, subsequently discounted for assumed global coverage.
50. Cochin International Airport Selects Smiths Detection's CTX 9800 for Next-Generation Hold Baggage Screening
    - Evidence informing base-year allocation inputs; displayed values and growth are calculated: The May 2017 deployment identifies xx.xx customs baggage systems alongside four hold-baggage systems. This supports the customs-intensive historical configuration proxy, not current global fleet or revenue observations.
    - Evidence informing forecast-year allocation inputs; displayed values and growth are calculated: The May 2017 deployment identifies xx.xx customs baggage systems alongside four hold-baggage systems. This supports the customs-intensive historical configuration proxy, not current global fleet or revenue observations.
51. CATSA Functions, Programs and Activities
    - Evidence informing base-year allocation inputs; displayed values and growth are calculated: Hold-baggage activities include equipment purchase, baggage-handling integration and equipment maintenance, supporting the checked-baggage capital and lifecycle boundary.
    - Evidence informing forecast-year allocation inputs; displayed values and growth are calculated: Hold-baggage activities include equipment purchase, baggage-handling integration and equipment maintenance, supporting the checked-baggage capital and lifecycle boundary.
    - Evidence informing base-year allocation inputs; displayed values and growth are calculated: Non-passenger screening covers airport workers and their belongings; only attributable property-screening offerings enter this allocation.
    - Evidence informing forecast-year allocation inputs; displayed values and growth are calculated: Non-passenger screening covers airport workers and their belongings; only attributable property-screening offerings enter this allocation.
52. Fraport TAV Antalya Airport - About the security control itself
    - Evidence informing base-year allocation inputs; displayed values and growth are calculated: The airport operator distinguishes terminal-entry security from a subsequent checkpoint. This supports a separate entrance-screening mission while providing no global prevalence or spending share.
    - Evidence informing forecast-year allocation inputs; displayed values and growth are calculated: The airport operator distinguishes terminal-entry security from a subsequent checkpoint. This supports a separate entrance-screening mission while providing no global prevalence or spending share.
53. EMSD VoiceLink, Issue 79, June 2026 - EMSD Provides Comprehensive Support for Terminal 2 Commissioning
    - Evidence informing forecast-year allocation inputs; displayed values and growth are calculated: The June 2026 account identifies baggage-and-parcel equipment procurement and installation for the customs authority at Terminal xx.xx. It supports a separate commissioning mission but does not isolate baggage expenditure.
54. GAO-26-107811 - Guam: Considerations for Evaluating Alternative Customs Models and Potential Economic Effects
    - Evidence informing base-year allocation inputs; displayed values and growth are calculated: The audit identifies two historical airport-customs baggage systems inactive for years and delayed replacement procurement. This challenges conversion of installed stock or acknowledged need directly into annual equipment and support revenue.
    - Evidence informing forecast-year allocation inputs; displayed values and growth are calculated: The audit identifies two historical airport-customs baggage systems inactive for years and delayed replacement procurement. This challenges conversion of installed stock or acknowledged need directly into annual equipment and support revenue.

55. Bennet, Moran, Van Hollen, Boozman Introduce Bill to Bolster Aviation Safety
    - Evidence informing base-year allocation inputs; displayed values and growth are calculated: The July xx.xx 2025 official release identifies xx.xx U.S. screening lanes, used as agency purchasing-exposure calibration rather than observed annual equipment sales.
    - Evidence informing forecast-year allocation inputs; displayed values and growth are calculated: The July xx.xx 2025 official release identifies xx.xx U.S. screening lanes, used as agency purchasing-exposure calibration rather than observed annual equipment sales.
56. Bank of Canada - Annual exchange rates
    - Evidence informing base-year allocation inputs; displayed values and growth are calculated: Annual exchange-rate observations support the inherited fiscal-period approximation of xx.xx Canadian dollars per U.S. dollar; this is not a transaction-weighted exchange rate.
    - Evidence informing forecast-year allocation inputs; displayed values and growth are calculated: Annual exchange-rate observations support the inherited fiscal-period approximation of xx.xx Canadian dollars per U.S. dollar; this is not a transaction-weighted exchange rate.
57. Japan’s leading airline revolutionizes check in experience with new Smiths Detection technology
    - Evidence informing base-year allocation inputs; displayed values and growth are calculated: The August 2023 announcement identifies JAL as customer for five screening ecosystems and reports xx.xx deployed iLane units across Japan. These are historical commercial-stock anchors, not an airline-only fleet or 2025 sales observation.
    - Evidence informing forecast-year allocation inputs; displayed values and growth are calculated: The August 2023 announcement identifies JAL as customer for five screening ecosystems and reports xx.xx deployed iLane units across Japan. These are historical commercial-stock anchors, not an airline-only fleet or 2025 sales observation.
58. Narita International Airport anticipates threats with integrated solutions
    - Evidence informing base-year allocation inputs; displayed values and growth are calculated: Identifies Narita airport as a screening-technology customer and describes xx.xx lane-related installations, qualifying any assumption that the supplier's Japanese installed stock was purchased entirely by airlines.
    - Evidence informing forecast-year allocation inputs; displayed values and growth are calculated: Identifies Narita airport as a screening-technology customer and describes xx.xx lane-related installations, qualifying any assumption that the supplier's Japanese installed stock was purchased entirely by airlines.
59. MLIT - 保安検査の実施主体が変わります！ - June 27, 2025
    - Evidence informing forecast-year allocation inputs; displayed values and growth are calculated: The June xx.xx 2025 announcement targets transfer of security-screening responsibility from airlines to airport managers, with leading cases targeted in FY2026. Supports a conditional reduction in airline purchasing, not an observed contract-transfer percentage.
    - Evidence informing forecast-year allocation inputs; displayed values and growth are calculated: The transfer direction supports modeled airport-manager purchasing gains. Continued shared financing does not imply equal purchasing shares.
60. ICTS International N.V. - Annual Report for the year ended December 31, 2025
    - Evidence informing base-year allocation inputs; displayed values and growth are calculated: Discloses USD xx.xx company-wide property/equipment purchases and USD xx.xx airport-security revenue in 2025. Supports an asset-light purchasing-intensity proxy; the in-scope fraction and global expansion remain assumptions.
    - Evidence informing forecast-year allocation inputs; displayed values and growth are calculated: Discloses USD xx.xx company-wide property/equipment purchases and USD xx.xx airport-security revenue in 2025. Supports an asset-light purchasing-intensity proxy; the in-scope fraction and global expansion remain assumptions.

61. EU Publications Office - Purchase and maintenance of non-intrusive X-ray inspection equipment for baggage and air cargo volume control
    - Evidence informing base-year allocation inputs; displayed values and growth are calculated: Identifies Autoridade Tributária e Aduaneira as buyer and reports a 2026 award of EUR xx.xx across four lots for baggage/air-cargo inspection equipment and maintenance. Provides a buyer-role and commercial-scale comparator, not 2025 baggage-only annual expenditure.
    - Evidence informing forecast-year allocation inputs; displayed values and growth are calculated: Identifies Autoridade Tributária e Aduaneira as buyer and reports a 2026 award of EUR xx.xx across four lots for baggage/air-cargo inspection equipment and maintenance. Provides a buyer-role and commercial-scale comparator, not 2025 baggage-only annual expenditure.
62. ACI World - Busiest Airports in the World
    - Evidence informing base-year allocation inputs; displayed values and growth are calculated: Reports approximately xx.xx international airport passenger movements in 2025. Half provides an approximate arrival-movement scale check before transfer exclusions, not a customs examination or equipment-purchasing weight.
    - Evidence informing forecast-year allocation inputs; displayed values and growth are calculated: Reports approximately xx.xx international airport passenger movements in 2025. Half provides an approximate arrival-movement scale check before transfer exclusions, not a customs examination or equipment-purchasing weight.
63. Heathrow announces £2.3bn accelerated investment plan to upgrade the UK's international gateway to growth
    - Evidence informing base-year allocation inputs; displayed values and growth are calculated: Reports GBP xx.xx invested in security-lane upgrades during 2024, supporting material airport-directed purchasing. Broader infrastructure obligations and historical timing prevent treating the amount as 2025 in-scope market receipts.
    - Evidence informing forecast-year allocation inputs; displayed values and growth are calculated: Reports GBP xx.xx invested in security-lane upgrades during 2024, supporting material airport-directed purchasing. Broader infrastructure obligations and historical timing prevent treating the amount as 2025 in-scope market receipts.
64. Fraport Assumes Responsibility for Aviation Security Checks at Frankfurt Airport
    - Evidence informing base-year allocation inputs; displayed values and growth are calculated: Documents Fraport's checkpoint-management responsibility from January 2023, six initial CT-equipped lanes and three contracted screening providers. Supports distinguishing an airport commissioning role from regulator oversight and contracted screening labor.
    - Evidence informing forecast-year allocation inputs; displayed values and growth are calculated: Documents Fraport's checkpoint-management responsibility from January 2023, six initial CT-equipped lanes and three contracted screening providers. Supports distinguishing an airport commissioning role from regulator oversight and contracted screening labor.
65. Advanced Cabin Baggage Screening - Computed Tomography Implementation Guide
    - Evidence informing base-year allocation inputs; displayed values and growth are calculated: Distinguishes standalone CT, including equipment-local conveyance, from integrated screening-lane configurations; supports attribution boundaries, not a revenue weight.
    - Evidence informing forecast-year allocation inputs; displayed values and growth are calculated: Distinguishes standalone CT, including equipment-local conveyance, from integrated screening-lane configurations; supports attribution boundaries, not a revenue weight.
    - Evidence informing base-year allocation inputs; displayed values and growth are calculated: Identifies automated tray-return and automated screening-lane integration as commercially distinct configurations; supports the lane-integrated category definition.
    - Evidence informing forecast-year allocation inputs; displayed values and growth are calculated: Identifies automated tray-return and automated screening-lane integration as commercially distinct configurations; supports the lane-integrated category definition.

66. GAO-12-266 - Checked Baggage Screening: TSA Has Deployed Optimal Systems at the Majority of TSA-Regulated Airports, but Could Strengthen Cost Estimates

- Evidence informing base-year allocation inputs; displayed values and growth are calculated: The December 2011 table reports xx.xx standalone EDS alongside xx.xx in-line EDS; this historical machine-count comparator constrains, but does not determine, the current global allocation.
- Evidence informing forecast-year allocation inputs; displayed values and growth are calculated: The December 2011 table reports xx.xx standalone EDS alongside xx.xx in-line EDS; this historical machine-count comparator constrains, but does not determine, the current global allocation.
- Evidence informing base-year allocation inputs; displayed values and growth are calculated: Reports xx.xx in-line EDS across xx.xx in-line systems and distinguishes equipment counts from integrated-system counts; supports the historical configuration bridge.
- Evidence informing forecast-year allocation inputs; displayed values and growth are calculated: Reports xx.xx in-line EDS across xx.xx in-line systems and distinguishes equipment counts from integrated-system counts; supports the historical configuration bridge.

67. Smiths Detection selected as security technology provider to International Airport Heraklion Crete

- Evidence informing base-year allocation inputs; displayed values and growth are calculated: The September xx.xx 2025 announcement identifies eight cabin CT scanners and eight automated tray-return systems for Heraklion, with installation planned across late 2025 and mid-2026; supports ongoing integrated procurement, not realized annual revenue.
- Evidence informing forecast-year allocation inputs; displayed values and growth are calculated: The September xx.xx 2025 announcement identifies eight cabin CT scanners and eight automated tray-return systems for Heraklion, with installation planned across late 2025 and mid-2026; supports ongoing integrated procurement, not realized annual revenue.

68. Centralised Image Processing: The Impact on Security Checkpoints

- Evidence informing base-year allocation inputs; displayed values and growth are calculated: Distinguishes checkpoint-local image review from separate-room arrangements; supports retaining networked local activity rather than automatically assigning it to remote review. ([casra.ch](https://casra.ch/wp-content/uploads/2021/xx.xx/Kuhn-2017.-Centralised-image-processing.pdf))
- Evidence informing forecast-year allocation inputs; displayed values and growth are calculated: Distinguishes checkpoint-local image review from separate-room arrangements; supports retaining networked local activity rather than automatically assigning it to remote review. ([casra.ch](https://casra.ch/wp-content/uploads/2021/xx.xx/Kuhn-2017.-Centralised-image-processing.pdf))
- Evidence informing base-year allocation inputs; displayed values and growth are calculated: Describes separate screening rooms and established remote hold-baggage review at larger airports; supports the cohort-maturity premise, not a numerical global share. ([casra.ch](https://casra.ch/wp-content/uploads/2021/xx.xx/Kuhn-2017.-Centralised-image-processing.pdf))
- Evidence informing forecast-year allocation inputs; displayed values and growth are calculated: Describes separate screening rooms and established remote hold-baggage review at larger airports; supports the cohort-maturity premise, not a numerical global share. ([casra.ch](https://casra.ch/wp-content/uploads/2021/xx.xx/Kuhn-2017.-Centralised-image-processing.pdf))
- Evidence informing base-year allocation inputs; displayed values and growth are calculated: Describes combined checkpoint and remote-room arrangements, establishing a mixed-location commercial configuration without measuring its prevalence or price. ([casra.ch](https://casra.ch/wp-content/uploads/2021/xx.xx/Kuhn-2017.-Centralised-image-processing.pdf))
- Evidence informing forecast-year allocation inputs; displayed values and growth are calculated: Describes combined checkpoint and remote-room arrangements, establishing a mixed-location commercial configuration without measuring its prevalence or price. ([casra.ch](https://casra.ch/wp-content/uploads/2021/xx.xx/Kuhn-2017.-Centralised-image-processing.pdf))

69. Annual Report 2024 - CATSA's Operating Environment

- Evidence informing base-year allocation inputs; displayed values and growth are calculated: Reports xx.xx CATSA Plus lines and more than xx.xx% passenger coverage in 2023/xx.xx providing the historical comparison rather than a global location allocation. ([catsa-acsta.gc.ca](https://www.catsa-acsta.gc.ca/en/publications/catsa-s-operating-environment))
- Evidence informing forecast-year allocation inputs; displayed values and growth are calculated: Reports xx.xx CATSA Plus lines and more than xx.xx% passenger coverage in 2023/xx.xx providing the historical comparison rather than a global location allocation. ([catsa-acsta.gc.ca](https://www.catsa-acsta.gc.ca/en/publications/catsa-s-operating-environment))
- Evidence informing base-year allocation inputs; displayed values and growth are calculated: Together with the subsequent annual report, supports a seven-line deployment increase without a corresponding increase in reported passenger coverage. ([catsa-acsta.gc.ca](https://www.catsa-acsta.gc.ca/en/publications/catsa-s-operating-environment))
- Evidence informing forecast-year allocation inputs; displayed values and growth are calculated: Together with the subsequent annual report, supports a seven-line deployment increase without a corresponding increase in reported passenger coverage. ([catsa-acsta.gc.ca](https://www.catsa-acsta.gc.ca/en/publications/catsa-s-operating-environment))
- Evidence informing base-year allocation inputs; displayed values and growth are calculated: Provides a historical network-enabled deployment anchor, while leaving the physical mixed-location contract share unmeasured. ([catsa-acsta.gc.ca](https://www.catsa-acsta.gc.ca/en/publications/catsa-s-operating-environment))
- Evidence informing forecast-year allocation inputs; displayed values and growth are calculated: Provides a historical network-enabled deployment anchor, while leaving the physical mixed-location contract share unmeasured. ([catsa-acsta.gc.ca](https://www.catsa-acsta.gc.ca/en/publications/catsa-s-operating-environment))

70. L22020-T-TG Upgrades to the Passenger Search Area, body scanners, EDS C3 cabin baggage screening - Contract Award Notice

- Evidence informing base-year allocation inputs; displayed values and growth are calculated: The January xx.xx 2023 Luton award expressly includes construction of a remote screening room at the airport terminal, supporting separate-room commercial procurement. Its broader scope is not treated as baggage-only annual revenue. ([find-tender.service.gov.uk](https://www.find-tender.service.gov.uk/Notice/xx.xx-2023))
- Evidence informing forecast-year allocation inputs; displayed values and growth are calculated: The January xx.xx 2023 Luton award expressly includes construction of a remote screening room at the airport terminal, supporting separate-room commercial procurement. Its broader scope is not treated as baggage-only annual revenue. ([find-tender.service.gov.uk](https://www.find-tender.service.gov.uk/Notice/xx.xx-2023))

71. Greater Orlando Aviation Authority - Minutes of the February 19, 2025 Meeting

- Evidence informing base-year allocation inputs; displayed values and growth are calculated: Authorizes up to USD xx.xx for baggage-system and Remote Screening Facility network/server separation. Half this ceiling is an explicitly assumed deployment-cost comparator, not observed off-site receipts. ([assets.ctfassets.net](https://assets.ctfassets.net/qiecpoxp4bka/6BCjKImOwJmeZxqtGVdpYR/1e2d759a2c44b5b6d71193cb9927ec75/2025-xx.xx-19_Board_Minutes.pdf))
- Evidence informing forecast-year allocation inputs; displayed values and growth are calculated: Authorizes up to USD xx.xx for baggage-system and Remote Screening Facility network/server separation. Half this ceiling is an explicitly assumed deployment-cost comparator, not observed off-site receipts. ([assets.ctfassets.net](https://assets.ctfassets.net/qiecpoxp4bka/6BCjKImOwJmeZxqtGVdpYR/1e2d759a2c44b5b6d71193cb9927ec75/2025-xx.xx-19_Board_Minutes.pdf))
- Evidence informing base-year allocation inputs; displayed values and growth are calculated: Provides the commercial networking-cost anchor for the modeled transfer from existing on-site pools, avoiding additional market value or duplicate host-equipment attribution. ([assets.ctfassets.net](https://assets.ctfassets.net/qiecpoxp4bka/6BCjKImOwJmeZxqtGVdpYR/1e2d759a2c44b5b6d71193cb9927ec75/2025-xx.xx-19_Board_Minutes.pdf))
- Evidence informing forecast-year allocation inputs; displayed values and growth are calculated: Provides the commercial networking-cost anchor for the modeled transfer from existing on-site pools, avoiding additional market value or duplicate host-equipment attribution. ([assets.ctfassets.net](https://assets.ctfassets.net/qiecpoxp4bka/6BCjKImOwJmeZxqtGVdpYR/1e2d759a2c44b5b6d71193cb9927ec75/2025-xx.xx-19_Board_Minutes.pdf))

72. American and U.S. Customs and Border Protection pilot innovative baggage screening initiative

- Evidence informing base-year allocation inputs; displayed values and growth are calculated: American's April xx.xx 2025 announcement identifies a daily Sydney-Los Angeles IRBS pilot and unchanged screening requirements. It anchors one sampled connection and an assumed partial-year licensing period, not disclosed revenue. ([s202.q4cdn.com](https://s202.q4cdn.com/xx.xx/files/doc_news/American-and-US-Customs-and-Border-Protection-pilot-innovative-baggage-screening-initiative-OPS-OTH-xx.xx-2025.pdf))
- Evidence informing forecast-year allocation inputs; displayed values and growth are calculated: American's April xx.xx 2025 announcement identifies a daily Sydney-Los Angeles IRBS pilot and unchanged screening requirements. It anchors one sampled connection and an assumed partial-year licensing period, not disclosed revenue. ([s202.q4cdn.com](https://s202.q4cdn.com/xx.xx/files/doc_news/American-and-US-Customs-and-Border-Protection-pilot-innovative-baggage-screening-initiative-OPS-OTH-xx.xx-2025.pdf))

73. 델타항공-대한항공, 인천발 애틀랜타 노선 대상 위탁수하물 원격 검색 방식 신규 도입

- Evidence informing base-year allocation inputs; displayed values and growth are calculated: The August xx.xx 2025 announcement identifies the Incheon-Atlanta IRBS arrangement, anchoring a second sampled connection and a partial-year commercial-activity assumption without establishing contract value. ([news.delta.com](https://news.delta.com/delta-and-koreanair-launch-remote-baggage-screening-on-icn-atl-KR))
- Evidence informing forecast-year allocation inputs; displayed values and growth are calculated: The August xx.xx 2025 announcement identifies the Incheon-Atlanta IRBS arrangement, anchoring a second sampled connection and a partial-year commercial-activity assumption without establishing contract value. ([news.delta.com](https://news.delta.com/delta-and-koreanair-launch-remote-baggage-screening-on-icn-atl-KR))

74. United Launches CBP's International Remote Baggage Screening on Select International Flights

· Evidence informing base-year allocation inputs; displayed values and growth are calculated: United's September xx.xx 2025 announcement identifies daily Sydney-San Francisco service and named technology partners, anchoring a third sampled connection. It reports no attributable software or integration receipts. ([united.mediaroom.com](https://united.mediaroom.com/2025-xx.xx-xx.xx-United-Launches-CBPs-International-Remote-Baggage-Screening-on-Select-International-Flights))

· Evidence informing forecast-year allocation inputs; displayed values and growth are calculated: United's September xx.xx 2025 announcement identifies daily Sydney-San Francisco service and named technology partners, anchoring a third sampled connection. It reports no attributable software or integration receipts. ([united.mediaroom.com](https://united.mediaroom.com/2025-xx.xx-xx.xx-United-Launches-CBPs-International-Remote-Baggage-Screening-on-Select-International-Flights))

75. Airline Passengers Face Fewer Bag Checkpoints, Thanks to PNNL, Partners

· Evidence informing forecast-year allocation inputs; displayed values and growth are calculated: The August xx.xx 2026 laboratory release describes implementation on additional routes, including Seoul arrivals at Minneapolis-St. Paul and Detroit. This supports expansion direction, not the forecast connection count, realization or global share. ([pnnl.gov](https://www.pnnl.gov/news-media/airline-passengers-face-fewer-bag-checkpoints-thanks-pnnl-partners))

76. TSA awards $781.2 million to procure additional CT X-Ray scanners for airport checkpoints

· Evidence informing base-year allocation inputs; displayed values and growth are calculated: The March xx.xx 2022 announcement identifies up to USD xx.xx for procurement and maintenance of up to xx.xx systems from an OEM. This is a historical procurement-scale anchor, not annual 2025 direct-channel revenue. ([content.govdelivery.com](https://content.govdelivery.com/accounts/USDHSTSA/bulletins/30f6e5f))

· Evidence informing base-year allocation inputs; displayed values and growth are calculated: The award includes full-size automated lanes, cautioning against assigning all automation value to non-OEM integration primes; exact contractual-role attribution is not disclosed. ([content.govdelivery.com](https://content.govdelivery.com/accounts/USDHSTSA/bulletins/30f6e5f))

77. OSI Systems, Inc. - Form 10-K for the fiscal year ended June 30, 2026

· Evidence informing base-year allocation inputs; displayed values and growth are calculated: The filing describes regional direct security-product sales and direct maintenance relationships. Its broader security scope supports route coexistence, not baggage-only sales weights. ([sec.gov](https://www.sec.gov/Archives/edgar/data/xx.xx/xx.xx/osis-20260630x10k.htm))

· Evidence informing forecast-year allocation inputs; displayed values and growth are calculated: The filing describes regional direct security-product sales and direct maintenance relationships. Its broader security scope supports route coexistence, not baggage-only sales weights. ([sec.gov](https://www.sec.gov/Archives/edgar/data/xx.xx/xx.xx/osis-20260630x10k.htm))

· Evidence informing base-year allocation inputs; displayed values and growth are calculated: The company identifies a global independent-distributor network, supporting a continuing indirect route without quantifying its value share. ([sec.gov](https://www.sec.gov/Archives/edgar/data/xx.xx/xx.xx/osis-20260630x10k.htm))

· Evidence informing forecast-year allocation inputs; displayed values and growth are calculated: The company identifies a global independent-distributor network, supporting a continuing indirect route without quantifying its value share. ([sec.gov](https://www.sec.gov/Archives/edgar/data/xx.xx/xx.xx/osis-20260630x10k.htm))

· Evidence informing base-year allocation inputs; displayed values and growth are calculated: Authorized service providers are identified separately from distributors, supporting distinct technical-service attribution and access limitations. ([sec.gov](https://www.sec.gov/Archives/edgar/data/xx.xx/xx.xx/osis-20260630x10k.htm))

· Evidence informing forecast-year allocation inputs; displayed values and growth are calculated: Authorized service providers are identified separately from distributors, supporting distinct technical-service attribution and access limitations. ([sec.gov](https://www.sec.gov/Archives/edgar/data/xx.xx/xx.xx/osis-20260630x10k.htm))

78. SriLankan Airlines - Invitation for Supply, Installation, Commissioning and Maintenance of Dual View Heavy and Medium X-Ray Machines, Reference 202130407

    · Evidence informing base-year allocation inputs; displayed values and growth are calculated: The 2021 purchaser invitation permits an OEM or authorized OEM agent and requires authorization for the latter. It establishes equipment-channel eligibility, not an award or software-resale right. ([srilankan.com](https://www.srilankan.com/download/tender/TN-Invitationforsubmiss-xx.xx.pdf))

79. JFK Millennium Partners Selects K2 to Deliver State-of-the-Art Security Screening Checkpoint at new JFK Terminal 6

    · Evidence informing base-year allocation inputs; displayed values and growth are calculated: The March xx.xx 2025 appointment assigns procurement and deployment coordination across multiple technology suppliers at a future ten-gate terminal. It supports integration-prime participation and a forecast mechanism, not a disclosed share or completed 2025 revenue. ([portauthoritybuilds.com](https://www.portauthoritybuilds.com/redevelopment/us/en/jfk/planned-projects/terminal-xx.xx/news/jfk-millennium-partners-selects-k2-to-deliver-state-of-the-art-s.html))

    · Evidence informing forecast-year allocation inputs; displayed values and growth are calculated: The March xx.xx 2025 appointment assigns procurement and deployment coordination across multiple technology suppliers at a future ten-gate terminal. It supports integration-prime participation and a forecast mechanism, not a disclosed share or completed 2025 revenue. ([portauthoritybuilds.com](https://www.portauthoritybuilds.com/redevelopment/us/en/jfk/planned-projects/terminal-xx.xx/news/jfk-millennium-partners-selects-k2-to-deliver-state-of-the-art-s.html))

    · Evidence informing base-year allocation inputs; displayed values and growth are calculated: The March xx.xx 2025 appointment covers baggage CT and automated bin-return equipment for a future xx.xx-gate terminal, with phased opening planned for 2026-2028. It establishes new-installation activity, not attributable 2025 receipts; wider airport investment and person-only technologies are excluded.

    · Evidence informing forecast-year allocation inputs; displayed values and growth are calculated: The March xx.xx 2025 appointment covers baggage CT and automated bin-return equipment for a future xx.xx-gate terminal, with phased opening planned for 2026-2028. It establishes new-installation activity, not attributable 2025 receipts; wider airport investment and person-only technologies are excluded.

80. CATSA Corporate Plan 2024-25 to 2028-29 Summary - Key Corporate Risks

    · Evidence informing base-year allocation inputs; displayed values and growth are calculated: The authority reports transferring maintenance of most screening equipment to KPrime in 2023/xx.xx. This establishes a separately contracted maintenance relationship, without a baggage-only payment split. ([catsa-acsta.gc.ca](https://www.catsa-acsta.gc.ca/en/publications/key-corporate-risks))

81. Leidos wins TSA logistics contract

    · Evidence informing base-year allocation inputs; displayed values and growth are calculated: The January xx.xx 2025 announcement describes an eight-year, USD xx.xx maximum sustainment contract covering xx.xx equipment units at over xx.xx locations with manufacturer coordination. Annualization and baggage/third-party attribution in the model are explicit assumptions. ([leidos.com](https://www.leidos.com/insights/leidos-wins-tsa-logistics-contract))

    · Evidence informing forecast-year allocation inputs; displayed values and growth are calculated: The January xx.xx 2025 announcement describes an eight-year, USD xx.xx maximum sustainment contract covering xx.xx equipment units at over xx.xx locations with manufacturer coordination. Annualization and baggage/third-party attribution in the model are explicit assumptions. ([leidos.com](https://www.leidos.com/insights/leidos-wins-tsa-logistics-contract))

82. Checkpoint Transformation: Malta International Airport Streamlines Passenger Flow with Smiths Detection
    - Evidence informing base-year allocation inputs; displayed values and growth are calculated: Seven conventional automated lanes were replaced by six CT-equipped lanes, with final commissioning in January 2025. This is a counterexample to equating capacity improvement with net additional equipment.
    - Evidence informing forecast-year allocation inputs; displayed values and growth are calculated: Seven conventional automated lanes were replaced by six CT-equipped lanes, with final commissioning in January 2025. This is a counterexample to equating capacity improvement with net additional equipment.
    - Evidence informing base-year allocation inputs; displayed values and growth are calculated: The complete checkpoint replacement illustrates why an offering described commercially as an upgrade can belong to System Replacement. The seven-year service commitment is not counted wholly as installation-year revenue.
    - Evidence informing forecast-year allocation inputs; displayed values and growth are calculated: The complete checkpoint replacement illustrates why an offering described commercially as an upgrade can belong to System Replacement. The seven-year service commitment is not counted wholly as installation-year revenue.
83. iCMORE - Smiths Detection
    - Evidence informing forecast-year allocation inputs; displayed values and growth are calculated: The current commercial offering describes a software-upgrade path while qualifying additional hardware requirements by machine type and age. This constrains forecast eligibility assumptions; product availability does not measure adoption or revenue.

17. Airport Baggage Screening Systems Market, by Group

[illegible] Smiths Detection lists a shared sales-and-service contact for the United States and Latin America, alongside a separate Canadian office. Regional account coordination is consequently plausible, but buyers should contract for the countries and installations actually covered rather than infer coverage from the group label.

[illegible] Smiths Detection identifies an EMEA sales office in Germany while separately assigning specified markets to its UAE office. A regional account relationship can simplify engagement, but the appointment's territorial boundaries and site-support obligations still need confirmation; a sales-office listing is not a response commitment.

ASEAN's standards-harmonization framework can support reuse of conformity documentation, but its trade repository expressly advises checking national adoption. [illegible] Regional distribution is an option where those conditions align; the general harmonization framework does not itself establish baggage-screening acceptance.

GCC customs integration creates a logistics consideration distinct from equipment approval. The UAE's official explanation identifies common customs arrangements and first-entry clearance, while retaining treatment for prohibited or restricted goods. [illegible]

Australasia has a documented cross-border public-procurement mechanism. Australia and New Zealand reaffirmed their government procurement agreement in September 2026, including a competitive procurement market and a level playing field for their suppliers. [illegible]

Nordic countries share an aviation-security framework extending beyond EU membership: European Commission guidance states that the common rules also apply to Norway and Iceland. [illegible] Buyers should therefore compare the proposed installation and passenger proposition, not assume that a shared Nordic compliance environment creates uniform replacement needs.

The European Union provides common basic aviation-security rules, including cabin- and hold-baggage screening, while requiring national authorities and airport security programs.

Suppliers can organize a common compliance proposition, but the commercial offer must still fit the responsible national authority and airport program. ■■■■■■ ■■■■■ ■■■■ ■■■■■■■■■■■■■ ■■■■■ ■■■■ ■■■■■■■■■■■■ ■■■■ ■■ ■■■ ■■■■■■ ■■■■■■■■■■■■■■■■■■ ■■■■■■■■■■■■■ ■■■ ■■■■■■■■■■■ ■■■■■■■■■■■■

BRICS transport cooperation is an infrastructure-policy signal rather than evidence of an executable screening procurement. ■■■ ■■■■ ■■■■ ■■■■■■■■■ ■■■■■■■■■■ ■■■■■■■■■■■ ■■■■■■■■■ ■■■■■■■■■■■■■■ ■■■■■■■■■■■■ ■■■■■■■■■ ■■■■■■■■■■■■■■■■■ ■■■ ■■■■■■■■■ ■■■■■■■■■■■■ ■■■■ ■■■■■■ ■■■■ ■■■ ■■■■■■■■■ ■ ■■■■■■■■■■■■■■■■■ ■■■■■■■■■■ ■■■■■■■■■■ ■■ ■■■■■■■■■■■■ ■■■■■■■■■ ■■■■■■■■■■■■■■■ Prospective suppliers should wait for an identifiable airport solicitation or award before committing delivery resources to a group-level opportunity.

G7 comparisons have a relevant procurement lens through WTO Government Procurement Agreement participation, directly or through the European Union. ■■■■■■ ■■■■■■■■■■■■ ■■■■■■■■ ■■ ■■■ ■■■■■■■■■■ ■■■■■■■■ ■■■■■■■■ ■■■■■ ■■■ ■■■■■■■■■■ ■■■■■■■■■■■ ■■■■■■■■■■■ ■■■ ■■■■■■■■■■■■ ■■■■■■■■■■ ■■■■■■■■■■■■■■■■■■■■ ■■■■■■■■■■■■ Suppliers should establish coverage for the actual screening contract rather than assume that G7 membership creates reciprocal tender rights.

■■■■ ■■■ ■■■ ■■■ ■■■■■■■■■■■■■■■■■■ ■■■■■■■■■ ■■■ ■■■■■■■■ ■■■■■■ ■■■■■■ ■■■■■ ■■■■■■■■■■■■■ ■■■ ■■■■■■■■ ■■■■■■■■ ■■ ■■■■■■■■ ■■■■■■■■■■■ ■■ ■■■■■■■ ■■■■■■■■■■■■ ■■■■■■■■ ■■ ■■■■■■■■■■■■■■■■■■■■ ■■■■■■■■■■■ ■■■■ ■■ ■■■■■■■■ ■■■■ ■ ■■■■ ■■■■ ■■ ■■■ ■■■■■■■■■■■ ■■■ ■■■■■ ■■ ■■■■■■■ ■■ ■■■■■■■■ ■■■■■■■■■■■■■ ■■■■■■■■■■■ ■■ ■■■■■■■ ■■■■■■■■■■ Suppliers should identify the contracting institution before relying on alliance-based eligibility. These geographic groups overlap with regions and with one another; their coverage is non-additive.

Figure 29. Global Airport Baggage Screening Systems Market Size, by Group, 2025 vs 2026 vs 2032

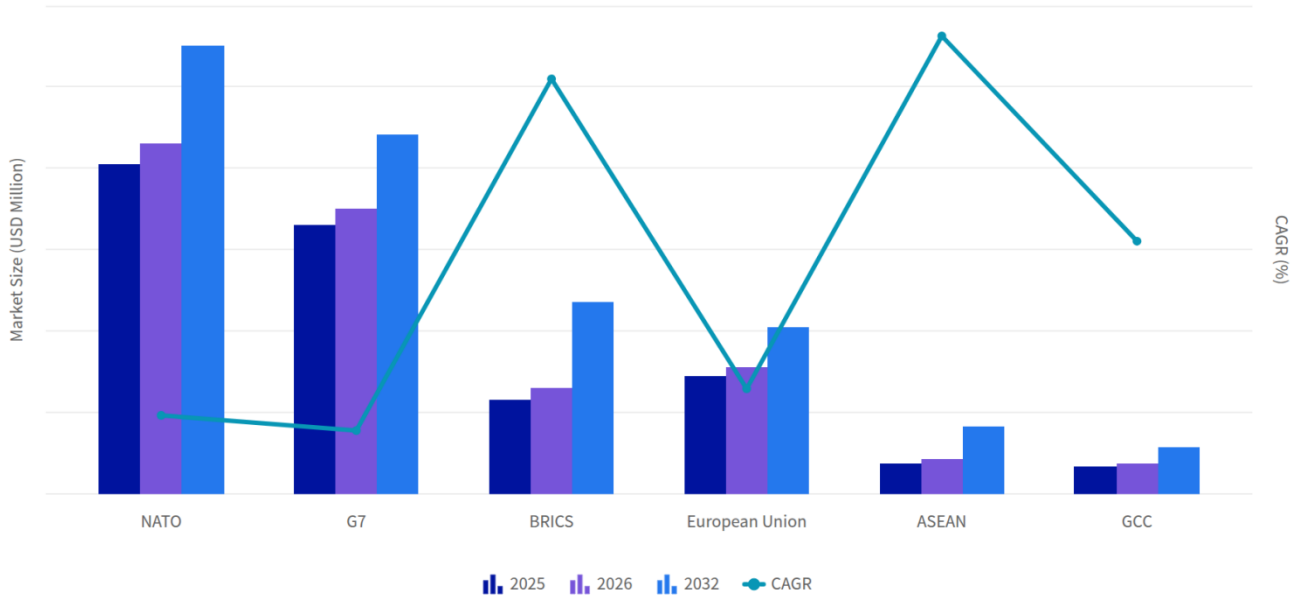

Table 315. Global Airport Baggage Screening Systems Market Size, by Group, 2017-2040 (USD Million)

Group	2017	2024	2025	2026	2027	2032	2040	CAGR (%)
ASEAN	xx.xx	xx.xx	xx.xx	xx.xx	xx.xx	xx.xx	xx.xx	xx.xx
BRICS	xx.xx	xx.xx	xx.xx	xx.xx	xx.xx	xx.xx	xx.xx	xx.xx
European Union	xx.xx	xx.xx	xx.xx	xx.xx	xx.xx	xx.xx	xx.xx	xx.xx
G7	xx.xx	xx.xx	xx.xx	xx.xx	xx.xx	xx.xx	xx.xx	xx.xx
GCC	xx.xx	xx.xx	xx.xx	xx.xx	xx.xx	xx.xx	xx.xx	xx.xx
NATO	xx.xx	xx.xx	xx.xx	xx.xx	xx.xx	xx.xx	xx.xx	xx.xx

Sources & Evidence

1. Contact Us | Smiths Detection
   · Smiths lists shared United States/Latin America sales and service contact arrangements, a separate Canadian office, an EMEA sales office with exceptions, and specified markets assigned to its UAE office. These are territorial contact arrangements, not site response commitments. ([smithsdetection.com](https://www.smithsdetection.com/contact-us/))
2. Harmonisation of Standards in ASEAN - ASEAN Trade Repository
   · ASEAN's trade repository describes standards harmonization and expressly advises users to confirm national adoption. It does not establish baggage-screening-specific recognition. ([atr.asean.org](https://atr.asean.org/read/harmonisation-of-standards-in-asean/xx.xx/))
3. Customs Union for GCC States
   · The UAE authority describes common GCC customs arrangements, first-entry clearance, and treatment of prohibited or restricted goods. This supports a conditional regional logistics assessment, not aviation equipment acceptance. ([icp.gov.ae](https://icp.gov.ae/en/customs-union-for-gcc/))
4. Closer Economic Relations Ministerial Meeting - September 2026
   · The September 2026 ministerial statement reaffirms the Australia New Zealand Government Procurement Agreement and its competitive procurement market and supplier level-playing-field commitments. ([trademinister.gov.au](https://www.trademinister.gov.au/minister/don-farrell/statements/closer-economic-relations-ministerial-meeting-september-2026))
5. Aviation Security - European Commission
   · The Commission identifies common cabin- and hold-baggage security rules, national authorities and airport programs, and extension of the common rules to Norway and Iceland. ([transport.ec.europa.eu](https://transport.ec.europa.eu/transport-modes/air/aviation-security_en))
6. Security control | Finavia
   · Finavia distinguishes preparation requirements at Helsinki departures, transfers, and regional airports, demonstrating that shared regulation does not establish a uniform installation-level passenger proposition. ([finavia.fi](https://www.finavia.fi/en/airport/security-control))
7. Under India's BRICS Chairship, Transport Ministers Adopt Ministerial Declaration at the 3rd BRICS Transport Ministers' Meeting in Nagpur, Maharashtra
   · The July xx.xx 2026 government release describes the July xx.xx BRICS transport declaration's infrastructure, decarbonization, and logistics cooperation priorities. It does not establish a baggage-screening solicitation or equipment authorization. ([pib.gov.in](https://www.pib.gov.in/PressReleasePage.aspx?PRID=xx.xx&lang=xx.xx®=xx.xx))
8. WTO Agreement on Government Procurement - Parties and observers
   · The WTO parties register lists Canada, Japan, the United Kingdom, the United States, and the European Union with its member states, supporting the G7 procurement-participation lens. ([wto.org](https://www.wto.org/english/tratop_e/gproc_e/memobs_e.htm))

9. Agreement on Government Procurement as Amended by the 2012 Protocol Amending the Agreement on Government Procurement

   · The GPA applies to covered procurement defined through party schedules and procuring entities, and includes essential-security exceptions. Party membership alone does not settle contract eligibility. ([wto.org](https://www.wto.org/english/docs_e/legal_e/gpa_e.htm))

10. NATO Front Door for Industry

    · NATO's industry portal states that procurement opportunities are normally limited to entities registered in member countries, with exceptions specified in opportunity documentation. The portal concerns NATO procurement rather than ordinary civil-airport purchasing. ([nato.int](https://www.nato.int/en/work-with-us/business-and-project-opportunities?trk=article-ssr-frontend-pulse_little-text-block))

11. House Report 119-173 - Department of Homeland Security Appropriations Bill, 2026

    · Evidence informing the 2030 market-value input; displayed series and growth include calculations: The aging installed fleet supports replacement demand, but does not establish the forecast's realization dates or annual purchasing rate. ([govinfo.gov](https://www.govinfo.gov/content/pkg/CRPT-119hrpt173/html/CRPT-119hrpt173.htm))

12. GAO-24-106573 - DHS Annual Assessment: Most Programs Are Meeting Current Goals, but Some Continue to Face Cost and Schedule Challenges

    · Evidence informing the 2026 market-value input; displayed series and growth include calculations: Reports plans for xx.xx checkpoint systems and xx.xx increment-one deployments by September 2023; supports an incomplete replacement cycle rather than universal CT adoption. ([gao.gov](https://www.gao.gov/assets/gao-xx.xx-xx.xx.pdf))

13. Global Airport Passenger Traffic Reaches Record 9.8 Billion in 2025, Airports Council International World reports

    · Evidence informing the 2026 market-value input; displayed series and growth include calculations: Reports cooling passenger-growth momentum in 2026, supporting moderation of traffic-driven equipment expansion despite continuing replacement demand. ([aci.aero](https://aci.aero/2026/xx.xx/xx.xx/global-airport-passenger-traffic-reaches-record-xx.xx-xx.xx-billion-in-2025-airports-council-international-world-reports/))

14. Smiths Group PLC - Full Year Results for the 12 Months Ended 31 July 2025

    · Evidence informing the 2024 market-value input; displayed series and growth include calculations: Discloses aviation original-equipment revenue of xx.xx and aftermarket revenue of xx.xx for FY2024; supplies historical cycle proxies. ([www-live.smiths.com](https://www-live.smiths.com/media/snqpxwkd/smiths-group-plc-annual-results-2025-press-release.pdf))

    · Evidence informing the 2027 market-value input; displayed series and growth include calculations: Reports approximately xx.xx cumulative CTiX sales and continuing aviation upgrade demand; supports replacement activity, not an observed global forecast. ([www-live.smiths.com](https://www-live.smiths.com/media/snqpxwkd/smiths-group-plc-annual-results-2025-press-release.pdf))

15. Smiths Group PLC - Annual Report & Accounts FY2023

    · Evidence informing the 2022 market-value input; displayed series and growth include calculations: Reports FY2022 aviation original-equipment revenue of xx.xx, used as a dimensionless historical capital-cycle proxy. ([www-live.smiths.com](https://www-live.smiths.com/media/phjp1j44/smiths-annual-report-2023.pdf))

    · Evidence informing the 2023 market-value input; displayed series and growth include calculations: Reports FY2023 aviation original-equipment revenue of xx.xx and aftermarket revenue of xx.xx; supports the modeled recovery direction. ([www-live.smiths.com](https://www-live.smiths.com/media/phjp1j44/smiths-annual-report-2023.pdf))

16. Smiths Group PLC - Annual Report FY2022
    - Evidence informing the 2021 market-value input; displayed series and growth include calculations: Reports FY2021 aviation revenue of xx.xx, providing a historical purchasing-cycle reference rather than a global observation. ([www-live.smiths.com](https://www-live.smiths.com/media/xjvdpblr/smiths-annual-report-2022-report.pdf))
    - Evidence informing the 2022 market-value input; displayed series and growth include calculations: Reports FY2022 aviation revenue of xx.xx and continued weakness in aviation original equipment; supports a delayed capital-spending trough. ([www-live.smiths.com](https://www-live.smiths.com/media/xjvdpblr/smiths-annual-report-2022-report.pdf))
17. Smiths Group PLC - Annual Results for the Year Ended 31 July 2019
    - Evidence informing the 2018 market-value input; displayed series and growth include calculations: Reports FY2018 aviation revenue of xx.xx, supplying the historical comparison underlying the backcast. ([smiths.com](https://www.smiths.com/media/u4wla1bw/smiths-group-plc-annual-results-2019-press-release.pdf))
    - Evidence informing the 2019 market-value input; displayed series and growth include calculations: Reports FY2019 aviation revenue of xx.xx and customer delivery deferrals, qualifying a traffic-only growth model. ([smiths.com](https://www.smiths.com/media/u4wla1bw/smiths-group-plc-annual-results-2019-press-release.pdf))
    - Evidence informing the 2020 market-value input; displayed series and growth include calculations: Identifies deliveries deferred into FY2020; supports the possibility of backlog-supported spending despite a contemporaneous traffic shock, not the exact modeled growth rate. ([smiths.com](https://www.smiths.com/media/u4wla1bw/smiths-group-plc-annual-results-2019-press-release.pdf))
18. ACI World - The High-Wire Balancing Act: Global Air Transport Demand in 2018 and 2019
    - Evidence informing the 2017 market-value input; displayed series and growth include calculations: Reports xx.xx airport passengers and xx.xx% growth in 2018; the growth observation informs the 2017 backcast bridge. ([blog.aci.aero](https://blog.aci.aero/airport-economics/the-high-wire-balancing-act-global-air-transport-demand-in-2018-and-2019/))
    - Evidence informing the 2018 market-value input; displayed series and growth include calculations: Provides the observed 2018 traffic-growth reference, not an equipment-market growth observation. ([blog.aci.aero](https://blog.aci.aero/airport-economics/the-high-wire-balancing-act-global-air-transport-demand-in-2018-and-2019/))
19. ICAO A42-WP/556 - State of the Industry and Outlook for Airport Traffic, Presented by ACI
    - Evidence informing the 2020 market-value input; displayed series and growth include calculations: Records the collapse from xx.xx airport passengers in 2019 to xx.xx in 2020; constrains the shock and funding-risk interpretation. ([icao.int](https://www.icao.int/sites/default/files/Meetings/a42/Documents/WP/wp_556_en.pdf))
    - Evidence informing the 2021 market-value input; displayed series and growth include calculations: Reports xx.xx airport passengers in 2021, supporting a prolonged funding and activity shock. ([icao.int](https://www.icao.int/sites/default/files/Meetings/a42/Documents/WP/wp_556_en.pdf))
    - Evidence informing the 2023 market-value input; displayed series and growth include calculations: Reports xx.xx airport passengers in 2023; traffic recovery is distinguished from equipment purchasing. ([icao.int](https://www.icao.int/sites/default/files/Meetings/a42/Documents/WP/wp_556_en.pdf))
    - Evidence informing the 2024 market-value input; displayed series and growth include calculations: Reports xx.xx airport passengers in 2024, providing a demand recovery cross-check. ([icao.int](https://www.icao.int/sites/default/files/Meetings/a42/Documents/WP/wp_556_en.pdf))

20. Port of Seattle - Baggage Handling System Optimization
    - Evidence informing the 2029 market-value input; displayed series and growth include calculations: Seattle plans to consolidate six baggage-screening systems, increase supported passenger capacity, and reduce screening-machine demand. Supports integration spending without one-for-one detector growth. ([portseattle.org](https://www.portseattle.org/projects/baggage-handling-system-optimization))
    - Evidence informing the 2032 market-value input; displayed series and growth include calculations: The consolidation example constrains equipment-volume assumptions; its whole baggage-handling project value is excluded from market sizing. ([portseattle.org](https://www.portseattle.org/projects/baggage-handling-system-optimization))
    - Evidence informing the 2040 market-value input; displayed series and growth include calculations: Provides a commercial counterexample to extrapolating passenger growth directly into machine counts throughout the long-range forecast. ([portseattle.org](https://www.portseattle.org/projects/baggage-handling-system-optimization))
21. Smiths Group PLC - Half Year Results for the Six Months Ended 31 January 2026
    - Evidence informing the 2026 market-value input; displayed series and growth include calculations: Reports xx.xx% organic growth for Smiths Detection in HY2026, with aviation checkpoint upgrades contributing. Supports a positive 2026 nowcast, not a directly observed global growth rate. ([www-live.smiths.com](https://www-live.smiths.com/media/villk35h/smiths-hy26-results-press-release.pdf))

17.1. NATO

Table 316. NATO Airport Baggage Screening Systems Market, by Country growth contribution, 2025-2032

Category	2025 value (USD Million)	2032 value (USD Million)	Added value (USD Million)	2025 share (%)	2032 share (%)	Change (pp)	Growth share (%)	CAGR (%)
Albania	xx.xx	xx.xx	xx.xx	xx.xx	xx.xx	xx.xx	xx.xx	xx.xx
Belgium	xx.xx	xx.xx	xx.xx	xx.xx	xx.xx	xx.xx	xx.xx	xx.xx
Bulgaria	xx.xx	xx.xx	xx.xx	xx.xx	xx.xx	xx.xx	xx.xx	xx.xx
Canada	xx.xx	xx.xx	xx.xx	xx.xx	xx.xx	xx.xx	xx.xx	xx.xx
Croatia	xx.xx	xx.xx	xx.xx	xx.xx	xx.xx	xx.xx	xx.xx	xx.xx
Czech Republic	xx.xx	xx.xx	xx.xx	xx.xx	xx.xx	xx.xx	xx.xx	xx.xx
Denmark	xx.xx	xx.xx	xx.xx	xx.xx	xx.xx	xx.xx	xx.xx	xx.xx
Estonia	xx.xx	xx.xx	xx.xx	xx.xx	xx.xx	xx.xx	xx.xx	xx.xx
Finland	xx.xx	xx.xx	xx.xx	xx.xx	xx.xx	xx.xx	xx.xx	xx.xx
France	xx.xx	xx.xx	xx.xx	xx.xx	xx.xx	xx.xx	xx.xx	xx.xx
Germany	xx.xx	xx.xx	xx.xx	xx.xx	xx.xx	xx.xx	xx.xx	xx.xx
Greece	xx.xx	xx.xx	xx.xx	xx.xx	xx.xx	xx.xx	xx.xx	xx.xx
Hungary	xx.xx	xx.xx	xx.xx	xx.xx	xx.xx	xx.xx	xx.xx	xx.xx
Iceland	xx.xx	xx.xx	xx.xx	xx.xx	xx.xx	xx.xx	xx.xx	xx.xx
Italy	xx.xx	xx.xx	xx.xx	xx.xx	xx.xx	xx.xx	xx.xx	xx.xx
Latvia	xx.xx	xx.xx	xx.xx	xx.xx	xx.xx	xx.xx	xx.xx	xx.xx
Lithuania	xx.xx	xx.xx	xx.xx	xx.xx	xx.xx	xx.xx	xx.xx	xx.xx

Table 316 - continued

Category	2025 value (USD Million)	2032 value (USD Million)	Added value (USD Million)	2025 share (%)	2032 share (%)	Change (pp)	Growth share (%)	CAGR (%)
Luxembourg	xx.xx	xx.xx	xx.xx	xx.xx	xx.xx	xx.xx	xx.xx	xx.xx
Montenegro	xx.xx	xx.xx	xx.xx	xx.xx	xx.xx	xx.xx	xx.xx	xx.xx
Netherlands	xx.xx	xx.xx	xx.xx	xx.xx	xx.xx	xx.xx	xx.xx	xx.xx
North Macedonia	xx.xx	xx.xx	xx.xx	xx.xx	xx.xx	xx.xx	xx.xx	xx.xx
Norway	xx.xx	xx.xx	xx.xx	xx.xx	xx.xx	xx.xx	xx.xx	xx.xx
Poland	xx.xx	xx.xx	xx.xx	xx.xx	xx.xx	xx.xx	xx.xx	xx.xx
Portugal	xx.xx	xx.xx	xx.xx	xx.xx	xx.xx	xx.xx	xx.xx	xx.xx
Romania	xx.xx	xx.xx	xx.xx	xx.xx	xx.xx	xx.xx	xx.xx	xx.xx
Slovakia	xx.xx	xx.xx	xx.xx	xx.xx	xx.xx	xx.xx	xx.xx	xx.xx
Slovenia	xx.xx	xx.xx	xx.xx	xx.xx	xx.xx	xx.xx	xx.xx	xx.xx
Spain	xx.xx	xx.xx	xx.xx	xx.xx	xx.xx	xx.xx	xx.xx	xx.xx
Sweden	xx.xx	xx.xx	xx.xx	xx.xx	xx.xx	xx.xx	xx.xx	xx.xx
Turkey	xx.xx	xx.xx	xx.xx	xx.xx	xx.xx	xx.xx	xx.xx	xx.xx
United Kingdom	xx.xx	xx.xx	xx.xx	xx.xx	xx.xx	xx.xx	xx.xx	xx.xx
United States	xx.xx	xx.xx	xx.xx	xx.xx	xx.xx	xx.xx	xx.xx	xx.xx
Scope total	**xx.xx**	**xx.xx**	**xx.xx**	**xx.xx**	**xx.xx**	**xx.xx**	**xx.xx**	**xx.xx**

Table 317. NATO Airport Baggage Screening Systems Market Size, by Group, 2017-2040 (USD Million)

Group	2017	2024	2025	2026	2027	2032	2040	CAGR (%)
Albania	xx.xx	xx.xx	xx.xx	xx.xx	xx.xx	xx.xx	xx.xx	xx.xx
Belgium	xx.xx	xx.xx	xx.xx	xx.xx	xx.xx	xx.xx	xx.xx	xx.xx
Bulgaria	xx.xx	xx.xx	xx.xx	xx.xx	xx.xx	xx.xx	xx.xx	xx.xx
Canada	xx.xx	xx.xx	xx.xx	xx.xx	xx.xx	xx.xx	xx.xx	xx.xx
Croatia	xx.xx	xx.xx	xx.xx	xx.xx	xx.xx	xx.xx	xx.xx	xx.xx
Czech Republic	xx.xx	xx.xx	xx.xx	xx.xx	xx.xx	xx.xx	xx.xx	xx.xx
Denmark	xx.xx	xx.xx	xx.xx	xx.xx	xx.xx	xx.xx	xx.xx	xx.xx
Estonia	xx.xx	xx.xx	xx.xx	xx.xx	xx.xx	xx.xx	xx.xx	xx.xx
Finland	xx.xx	xx.xx	xx.xx	xx.xx	xx.xx	xx.xx	xx.xx	xx.xx
France	xx.xx	xx.xx	xx.xx	xx.xx	xx.xx	xx.xx	xx.xx	xx.xx
Germany	xx.xx	xx.xx	xx.xx	xx.xx	xx.xx	xx.xx	xx.xx	xx.xx

Table 317 - continued

Group	2017	2024	2025	2026	2027	2032	2040	CAGR (%)
Greece	xx.xx	xx.xx	xx.xx	xx.xx	xx.xx	xx.xx	xx.xx	xx.xx
Hungary	xx.xx	xx.xx	xx.xx	xx.xx	xx.xx	xx.xx	xx.xx	xx.xx
Iceland	xx.xx	xx.xx	xx.xx	xx.xx	xx.xx	xx.xx	xx.xx	xx.xx
Italy	xx.xx	xx.xx	xx.xx	xx.xx	xx.xx	xx.xx	xx.xx	xx.xx
Latvia	xx.xx	xx.xx	xx.xx	xx.xx	xx.xx	xx.xx	xx.xx	xx.xx
Lithuania	xx.xx	xx.xx	xx.xx	xx.xx	xx.xx	xx.xx	xx.xx	xx.xx
Luxembourg	xx.xx	xx.xx	xx.xx	xx.xx	xx.xx	xx.xx	xx.xx	xx.xx
Montenegro	xx.xx	xx.xx	xx.xx	xx.xx	xx.xx	xx.xx	xx.xx	xx.xx
Netherlands	xx.xx	xx.xx	xx.xx	xx.xx	xx.xx	xx.xx	xx.xx	xx.xx
North Macedonia	xx.xx	xx.xx	xx.xx	xx.xx	xx.xx	xx.xx	xx.xx	xx.xx
Norway	xx.xx	xx.xx	xx.xx	xx.xx	xx.xx	xx.xx	xx.xx	xx.xx
Poland	xx.xx	xx.xx	xx.xx	xx.xx	xx.xx	xx.xx	xx.xx	xx.xx
Portugal	xx.xx	xx.xx	xx.xx	xx.xx	xx.xx	xx.xx	xx.xx	xx.xx
Romania	xx.xx	xx.xx	xx.xx	xx.xx	xx.xx	xx.xx	xx.xx	xx.xx
Slovakia	xx.xx	xx.xx	xx.xx	xx.xx	xx.xx	xx.xx	xx.xx	xx.xx
Slovenia	xx.xx	xx.xx	xx.xx	xx.xx	xx.xx	xx.xx	xx.xx	xx.xx
Spain	xx.xx	xx.xx	xx.xx	xx.xx	xx.xx	xx.xx	xx.xx	xx.xx
Sweden	xx.xx	xx.xx	xx.xx	xx.xx	xx.xx	xx.xx	xx.xx	xx.xx
Turkey	xx.xx	xx.xx	xx.xx	xx.xx	xx.xx	xx.xx	xx.xx	xx.xx
United Kingdom	xx.xx	xx.xx	xx.xx	xx.xx	xx.xx	xx.xx	xx.xx	xx.xx
United States	xx.xx	xx.xx	xx.xx	xx.xx	xx.xx	xx.xx	xx.xx	xx.xx

Table 318. NATO Airport Baggage Screening Systems Market Size, by Offering, 2017-2040 (USD Million)

Offering	2017	2024	2025	2026	2027	2032	2040	CAGR (%)
Detection Equipment	xx.xx	xx.xx	xx.xx	xx.xx	xx.xx	xx.xx	xx.xx	xx.xx
Replacement Parts and Consumables	xx.xx	xx.xx	xx.xx	xx.xx	xx.xx	xx.xx	xx.xx	xx.xx
Screening Automation Equipment	xx.xx	xx.xx	xx.xx	xx.xx	xx.xx	xx.xx	xx.xx	xx.xx
Screening Software	xx.xx	xx.xx	xx.xx	xx.xx	xx.xx	xx.xx	xx.xx	xx.xx
System Services	xx.xx	xx.xx	xx.xx	xx.xx	xx.xx	xx.xx	xx.xx	xx.xx
Total	**xx.xx**	**xx.xx**	**xx.xx**	**xx.xx**	**xx.xx**	**xx.xx**	**xx.xx**	**xx.xx**

Table 319. NATO Airport Baggage Screening Systems Market Size, by Detection Equipment, 2017-2040 (USD Million)

Detection Equipment	2017	2024	2025	2026	2027	2032	2040	CAGR (%)
Baggage Inspection Systems	xx.xx	xx.xx	xx.xx	xx.xx	xx.xx	xx.xx	xx.xx	xx.xx
Explosive Trace Detectors	xx.xx	xx.xx	xx.xx	xx.xx	xx.xx	xx.xx	xx.xx	xx.xx
Liquid and Bulk Material Analyzers	xx.xx	xx.xx	xx.xx	xx.xx	xx.xx	xx.xx	xx.xx	xx.xx
Total	**xx.xx**	**xx.xx**	**xx.xx**	**xx.xx**	**xx.xx**	**xx.xx**	**xx.xx**	**xx.xx**

Table 320. NATO Airport Baggage Screening Systems Market Size, by System Services, 2017-2040 (USD Million)

System Services	2017	2024	2025	2026	2027	2032	2040	CAGR (%)
Equipment Training Services	xx.xx	xx.xx	xx.xx	xx.xx	xx.xx	xx.xx	xx.xx	xx.xx
Installation, Integration, and Commissioning Services	xx.xx	xx.xx	xx.xx	xx.xx	xx.xx	xx.xx	xx.xx	xx.xx
Maintenance, Repair, and Technical Support	xx.xx	xx.xx	xx.xx	xx.xx	xx.xx	xx.xx	xx.xx	xx.xx
Planning and Engineering Services	xx.xx	xx.xx	xx.xx	xx.xx	xx.xx	xx.xx	xx.xx	xx.xx
Total	**xx.xx**	**xx.xx**	**xx.xx**	**xx.xx**	**xx.xx**	**xx.xx**	**xx.xx**	**xx.xx**

Table 321. NATO Airport Baggage Screening Systems Market Size, by Replacement Parts and Consumables, 2017-2040 (USD Million)

Replacement Parts and Consumables	2017	2024	2025	2026	2027	2032	2040	CAGR (%)
Detection Consumables	xx.xx	xx.xx	xx.xx	xx.xx	xx.xx	xx.xx	xx.xx	xx.xx
Replacement Parts and Upgrade Kits	xx.xx	xx.xx	xx.xx	xx.xx	xx.xx	xx.xx	xx.xx	xx.xx
Total	**xx.xx**	**xx.xx**	**xx.xx**	**xx.xx**	**xx.xx**	**xx.xx**	**xx.xx**	**xx.xx**

Table 322. NATO Airport Baggage Screening Systems Market Size, by Screening Automation Equipment, 2017-2040 (USD Million)

Screening Automation Equipment	2017	2024	2025	2026	2027	2032	2040	CAGR (%)
Screening Conveyors and Sortation Equipment	xx.xx	xx.xx	xx.xx	xx.xx	xx.xx	xx.xx	xx.xx	xx.xx
Screening Lanes and Tray-Return Systems	xx.xx	xx.xx	xx.xx	xx.xx	xx.xx	xx.xx	xx.xx	xx.xx
Total	**xx.xx**	**xx.xx**	**xx.xx**	**xx.xx**	**xx.xx**	**xx.xx**	**xx.xx**	**xx.xx**

Table 323. NATO Airport Baggage Screening Systems Market Size, by Screening Software, 2017-2040 (USD Million)

Screening Software	2017	2024	2025	2026	2027	2032	2040	CAGR (%)
Automated Threat Detection Software	xx.xx	xx.xx	xx.xx	xx.xx	xx.xx	xx.xx	xx.xx	xx.xx
Image Review and Management Software	xx.xx	xx.xx	xx.xx	xx.xx	xx.xx	xx.xx	xx.xx	xx.xx
Screener Training and Quality Assurance Software	xx.xx	xx.xx	xx.xx	xx.xx	xx.xx	xx.xx	xx.xx	xx.xx
Screening Connectivity and Fleet Management Software	xx.xx	xx.xx	xx.xx	xx.xx	xx.xx	xx.xx	xx.xx	xx.xx
Total	**xx.xx**	**xx.xx**	**xx.xx**	**xx.xx**	**xx.xx**	**xx.xx**	**xx.xx**	**xx.xx**

Table 324. NATO Airport Baggage Screening Systems Market Size, by Detection Platform, 2017-2040 (USD Million)

Detection Platform	2017	2024	2025	2026	2027	2032	2040	CAGR (%)
Chemiluminescence Detection	xx.xx	xx.xx	xx.xx	xx.xx	xx.xx	xx.xx	xx.xx	xx.xx
Dielectric and Microwave Analysis	xx.xx	xx.xx	xx.xx	xx.xx	xx.xx	xx.xx	xx.xx	xx.xx
Fluorescence Detection	xx.xx	xx.xx	xx.xx	xx.xx	xx.xx	xx.xx	xx.xx	xx.xx
Integrated Multimodal Detection	xx.xx	xx.xx	xx.xx	xx.xx	xx.xx	xx.xx	xx.xx	xx.xx
Ion Mobility Spectrometry	xx.xx	xx.xx	xx.xx	xx.xx	xx.xx	xx.xx	xx.xx	xx.xx
Magnetic Resonance	xx.xx	xx.xx	xx.xx	xx.xx	xx.xx	xx.xx	xx.xx	xx.xx
Mass Spectrometry	xx.xx	xx.xx	xx.xx	xx.xx	xx.xx	xx.xx	xx.xx	xx.xx
Projection X-Ray Imaging	xx.xx	xx.xx	xx.xx	xx.xx	xx.xx	xx.xx	xx.xx	xx.xx
Raman Spectroscopy	xx.xx	xx.xx	xx.xx	xx.xx	xx.xx	xx.xx	xx.xx	xx.xx
Thermo-Redox Detection	xx.xx	xx.xx	xx.xx	xx.xx	xx.xx	xx.xx	xx.xx	xx.xx
X-Ray Computed Tomography	xx.xx	xx.xx	xx.xx	xx.xx	xx.xx	xx.xx	xx.xx	xx.xx
X-Ray Diffraction	xx.xx	xx.xx	xx.xx	xx.xx	xx.xx	xx.xx	xx.xx	xx.xx
Others	xx.xx	xx.xx	xx.xx	xx.xx	xx.xx	xx.xx	xx.xx	xx.xx
Total	**xx.xx**	**xx.xx**	**xx.xx**	**xx.xx**	**xx.xx**	**xx.xx**	**xx.xx**	**xx.xx**

Table 325. NATO Airport Baggage Screening Systems Market Size, by Projection X-Ray Imaging, 2017-2040 (USD Million)

Projection X-Ray Imaging	2017	2024	2025	2026	2027	2032	2040	CAGR (%)
Multiview X-Ray Imaging	xx.xx	xx.xx	xx.xx	xx.xx	xx.xx	xx.xx	xx.xx	xx.xx
Single-View X-Ray Imaging	xx.xx	xx.xx	xx.xx	xx.xx	xx.xx	xx.xx	xx.xx	xx.xx
Total	**xx.xx**	**xx.xx**	**xx.xx**	**xx.xx**	**xx.xx**	**xx.xx**	**xx.xx**	**xx.xx**

Table 326. NATO Airport Baggage Screening Systems Market Size, by Interoperability Architecture, 2017-2040 (USD Million)

Interoperability Architecture	2017	2024	2025	2026	2027	2032	2040	CAGR (%)
Closed Proprietary Architecture	xx.xx	xx.xx	xx.xx	xx.xx	xx.xx	xx.xx	xx.xx	xx.xx
Open Standards-Based Interoperability	xx.xx	xx.xx	xx.xx	xx.xx	xx.xx	xx.xx	xx.xx	xx.xx
Vendor-Specific Integration	xx.xx	xx.xx	xx.xx	xx.xx	xx.xx	xx.xx	xx.xx	xx.xx
Total	**xx.xx**	**xx.xx**	**xx.xx**	**xx.xx**	**xx.xx**	**xx.xx**	**xx.xx**	**xx.xx**

Table 327. NATO Airport Baggage Screening Systems Market Size, by Screening Application, 2017-2040 (USD Million)

Screening Application	2017	2024	2025	2026	2027	2032	2040	CAGR (%)
Customs and Border Baggage Inspection	xx.xx	xx.xx	xx.xx	xx.xx	xx.xx	xx.xx	xx.xx	xx.xx
Non-Passenger Property Screening	xx.xx	xx.xx	xx.xx	xx.xx	xx.xx	xx.xx	xx.xx	xx.xx
Passenger Cabin Baggage Screening	xx.xx	xx.xx	xx.xx	xx.xx	xx.xx	xx.xx	xx.xx	xx.xx
Passenger Checked Baggage Screening	xx.xx	xx.xx	xx.xx	xx.xx	xx.xx	xx.xx	xx.xx	xx.xx
Terminal-Entrance Baggage Screening	xx.xx	xx.xx	xx.xx	xx.xx	xx.xx	xx.xx	xx.xx	xx.xx
Total	**xx.xx**	**xx.xx**	**xx.xx**	**xx.xx**	**xx.xx**	**xx.xx**	**xx.xx**	**xx.xx**

Table 328. NATO Airport Baggage Screening Systems Market Size, by Purchasing Organization, 2017-2040 (USD Million)

Purchasing Organization	2017	2024	2025	2026	2027	2032	2040	CAGR (%)
Airlines	xx.xx	xx.xx	xx.xx	xx.xx	xx.xx	xx.xx	xx.xx	xx.xx
Airport and Terminal Operators	xx.xx	xx.xx	xx.xx	xx.xx	xx.xx	xx.xx	xx.xx	xx.xx
Contract Screening Operators	xx.xx	xx.xx	xx.xx	xx.xx	xx.xx	xx.xx	xx.xx	xx.xx
Customs and Border Authorities	xx.xx	xx.xx	xx.xx	xx.xx	xx.xx	xx.xx	xx.xx	xx.xx
Public Aviation Security Agencies	xx.xx	xx.xx	xx.xx	xx.xx	xx.xx	xx.xx	xx.xx	xx.xx
Total	**xx.xx**	**xx.xx**	**xx.xx**	**xx.xx**	**xx.xx**	**xx.xx**	**xx.xx**	**xx.xx**

Table 329. NATO Airport Baggage Screening Systems Market Size, by System Integration, 2017-2040 (USD Million)

System Integration	2017	2024	2025	2026	2027	2032	2040	CAGR (%)
Baggage Handling-Integrated Systems	xx.xx	xx.xx	xx.xx	xx.xx	xx.xx	xx.xx	xx.xx	xx.xx
Checkpoint Lane-Integrated Systems	xx.xx	xx.xx	xx.xx	xx.xx	xx.xx	xx.xx	xx.xx	xx.xx
Standalone Screening Systems	xx.xx	xx.xx	xx.xx	xx.xx	xx.xx	xx.xx	xx.xx	xx.xx
Total	**xx.xx**	**xx.xx**	**xx.xx**	**xx.xx**	**xx.xx**	**xx.xx**	**xx.xx**	**xx.xx**

Table 330. NATO Airport Baggage Screening Systems Market Size, by Image Review Location, 2017-2040 (USD Million)

Image Review Location	2017	2024	2025	2026	2027	2032	2040	CAGR (%)
Hybrid Image Review	xx.xx	xx.xx	xx.xx	xx.xx	xx.xx	xx.xx	xx.xx	xx.xx
Local Image Review	xx.xx	xx.xx	xx.xx	xx.xx	xx.xx	xx.xx	xx.xx	xx.xx
Off-Site Remote Image Review	xx.xx	xx.xx	xx.xx	xx.xx	xx.xx	xx.xx	xx.xx	xx.xx
On-Site Remote Image Review	xx.xx	xx.xx	xx.xx	xx.xx	xx.xx	xx.xx	xx.xx	xx.xx
Others	xx.xx	xx.xx	xx.xx	xx.xx	xx.xx	xx.xx	xx.xx	xx.xx
Total	**xx.xx**	**xx.xx**	**xx.xx**	**xx.xx**	**xx.xx**	**xx.xx**	**xx.xx**	**xx.xx**

Table 331. NATO Airport Baggage Screening Systems Market Size, by Procurement Channel, 2017-2040 (USD Million)

Procurement Channel	2017	2024	2025	2026	2027	2032	2040	CAGR (%)
Direct Technology Suppliers	xx.xx	xx.xx	xx.xx	xx.xx	xx.xx	xx.xx	xx.xx	xx.xx
Distributors and Resellers	xx.xx	xx.xx	xx.xx	xx.xx	xx.xx	xx.xx	xx.xx	xx.xx
Independent Technical Service Providers	xx.xx	xx.xx	xx.xx	xx.xx	xx.xx	xx.xx	xx.xx	xx.xx
Systems Integration Primes	xx.xx	xx.xx	xx.xx	xx.xx	xx.xx	xx.xx	xx.xx	xx.xx
Total	**xx.xx**	**xx.xx**	**xx.xx**	**xx.xx**	**xx.xx**	**xx.xx**	**xx.xx**	**xx.xx**

Table 332. NATO Airport Baggage Screening Systems Market Size, by Investment Purpose, 2017-2040 (USD Million)

Investment Purpose	2017	2024	2025	2026	2027	2032	2040	CAGR (%)
New Installations and Capacity Expansion	xx.xx	xx.xx	xx.xx	xx.xx	xx.xx	xx.xx	xx.xx	xx.xx
Retrofits and Upgrades	xx.xx	xx.xx	xx.xx	xx.xx	xx.xx	xx.xx	xx.xx	xx.xx
System Replacement	xx.xx	xx.xx	xx.xx	xx.xx	xx.xx	xx.xx	xx.xx	xx.xx
Others	xx.xx	xx.xx	xx.xx	xx.xx	xx.xx	xx.xx	xx.xx	xx.xx
Total	**xx.xx**	**xx.xx**	**xx.xx**	**xx.xx**	**xx.xx**	**xx.xx**	**xx.xx**	**xx.xx**

Sources & Evidence

1. House Report 119-173 - Department of Homeland Security Appropriations Bill, 2026

   · Evidence informing the 2030 market-value input; displayed series and growth include calculations: The aging installed fleet supports replacement demand, but does not establish the forecast's realization dates or annual purchasing rate. ([govinfo.gov](https://www.govinfo.gov/content/pkg/CRPT-119hrpt173/html/CRPT-119hrpt173.htm))

   · Evidence informing forecast-year allocation inputs; displayed values and growth are calculated: The report identifies xx.xx end-of-life systems within a xx.xx-system checked-baggage fleet. This constrains renewal exposure, not realized annual purchasing or a verified global replacement deadline.

   · Evidence informing base-year allocation inputs; displayed values and growth are calculated: Reports a TSA checked-baggage fleet of xx.xx EDS, including xx.xx at end-of-life, and assigns purchase, installation and maintenance responsibilities to TSA. Supports agency fleet calibration and renewal pressure, not the assumed forecast uplift.

   · Evidence informing forecast-year allocation inputs; displayed values and growth are calculated: Reports a TSA checked-baggage fleet of xx.xx EDS, including xx.xx at end-of-life, and assigns purchase, installation and maintenance responsibilities to TSA. Supports agency fleet calibration and renewal pressure, not the assumed forecast uplift.

   · Evidence informing forecast-year allocation inputs; displayed values and growth are calculated: The report identifies xx.xx end-of-life EDS within a xx.xx-unit U.S. checked-baggage fleet, citing the FY2024 capital plan. The derived xx.xx% backlog constrains the aging-fleet premise, but is neither an annual turnover rate nor a funded global replacement forecast.

2. GAO-24-106573 - DHS Annual Assessment: Most Programs Are Meeting Current Goals, but Some Continue to Face Cost and Schedule Challenges

- Evidence informing the 2026 market-value input; displayed series and growth include calculations: Reports plans for xx.xx checkpoint systems and xx.xx increment-one deployments by September 2023; supports an incomplete replacement cycle rather than universal CT adoption. ([gao.gov](https://www.gao.gov/assets/gao-xx.xx-xx.xx.pdf))
- Evidence informing base-year allocation inputs; displayed values and growth are calculated: Reports xx.xx AT/CT, xx.xx base, xx.xx mid-size and xx.xx full-size deployments by September 2023; supplies configuration proxies and an incomplete-renewal constraint, not contractual architecture shares. ([gao.gov](https://www.gao.gov/assets/gao-xx.xx-xx.xx.pdf))
- Evidence informing forecast-year allocation inputs; displayed values and growth are calculated: Reports xx.xx AT/CT, xx.xx base, xx.xx mid-size and xx.xx full-size deployments by September 2023; supplies configuration proxies and an incomplete-renewal constraint, not contractual architecture shares. ([gao.gov](https://www.gao.gov/assets/gao-xx.xx-xx.xx.pdf))
- Evidence informing base-year allocation inputs; displayed values and growth are calculated: The deployed configuration mix underlies the xx.xx/xx.xx newer-cohort and xx.xx/xx.xx older-cohort proxy calculations; global and contractual attribution remain modeled. ([gao.gov](https://www.gao.gov/assets/gao-xx.xx-xx.xx.pdf))
- Evidence informing forecast-year allocation inputs; displayed values and growth are calculated: The deployed configuration mix underlies the xx.xx/xx.xx newer-cohort and xx.xx/xx.xx older-cohort proxy calculations; global and contractual attribution remain modeled. ([gao.gov](https://www.gao.gov/assets/gao-xx.xx-xx.xx.pdf))
- Evidence informing base-year allocation inputs; displayed values and growth are calculated: The assessment records xx.xx checkpoint systems deployed by September 2023 against an eventual xx.xx-system program. This supports an incomplete replacement cycle and qualifies any assumption of universal CT adoption.
- Evidence informing forecast-year allocation inputs; displayed values and growth are calculated: The assessment records xx.xx checkpoint systems deployed by September 2023 against an eventual xx.xx-system program. This supports an incomplete replacement cycle and qualifies any assumption of universal CT adoption.
- Evidence informing base-year allocation inputs; displayed values and growth are calculated: Reports a September 2023 U.S. CT cohort containing xx.xx AT/CT and xx.xx base systems, providing counterevidence to assigning all CT activity automatically to integrated lanes.
- Evidence informing forecast-year allocation inputs; displayed values and growth are calculated: Reports a September 2023 U.S. CT cohort containing xx.xx AT/CT and xx.xx base systems, providing counterevidence to assigning all CT activity automatically to integrated lanes.
- Evidence informing base-year allocation inputs; displayed values and growth are calculated: Reports xx.xx mid-size and xx.xx full-size systems within xx.xx deployed CT systems; supports differentiated configuration assumptions rather than treating technology adoption as an integration-share observation.
- Evidence informing forecast-year allocation inputs; displayed values and growth are calculated: Reports xx.xx mid-size and xx.xx full-size systems within xx.xx deployed CT systems; supports differentiated configuration assumptions rather than treating technology adoption as an integration-share observation.
- Evidence informing base-year allocation inputs; displayed values and growth are calculated: The 2024 assessment records xx.xx checkpoint deployments as of September 2023 against xx.xx planned systems replacing aging equipment. It supports staged renewal, but does not establish current deployment completion or the modeled 2032 share.
- Evidence informing forecast-year allocation inputs; displayed values and growth are calculated: The 2024 assessment records xx.xx checkpoint deployments as of September 2023 against xx.xx planned systems replacing aging equipment. It supports staged renewal, but does not establish current deployment completion or the modeled 2032 share.
- Evidence informing forecast-year allocation inputs; displayed values and growth are calculated: The program separately anticipates enhancements to fielded systems, supporting a retained-equipment commercial pathway without supplying an attributable upgrade-revenue split.

3. Global Airport Passenger Traffic Reaches Record 9.8 Billion in 2025, Airports Council International World reports

   · Evidence informing the 2026 market-value input; displayed series and growth include calculations: Reports cooling passenger-growth momentum in 2026, supporting moderation of traffic-driven equipment expansion despite continuing replacement demand.
   ([aci.aero](https://aci.aero/2026/xx.xx/xx.xx/global-airport-passenger-traffic-reaches-record-xx.xx-xx.xx-billion-in-2025-airports-council-international-world-reports/))

4. Smiths Group PLC - Full Year Results for the 12 Months Ended 31 July 2025

- Evidence informing the 2024 market-value input; displayed series and growth include calculations: Discloses aviation original-equipment revenue of xx.xx and aftermarket revenue of xx.xx for FY2024; supplies historical cycle proxies. ([www-live.smiths.com](https://www-live.smiths.com/media/snqpxwkd/smiths-group-plc-annual-results-2025-press-release.pdf))
- Evidence informing the 2027 market-value input; displayed series and growth include calculations: Reports approximately xx.xx cumulative CTiX sales and continuing aviation upgrade demand; supports replacement activity, not an observed global forecast. ([www-live.smiths.com](https://www-live.smiths.com/media/snqpxwkd/smiths-group-plc-annual-results-2025-press-release.pdf))
- Evidence informing base-year allocation inputs; displayed values and growth are calculated: FY2025 aviation original-equipment revenue of GBP xx.xx provides an independent equipment-activity scale check, not a global category share. ([www-live.smiths.com](https://www-live.smiths.com/media/snqpxwkd/smiths-group-plc-annual-results-2025-press-release.pdf))
- Evidence informing forecast-year allocation inputs; displayed values and growth are calculated: FY2025 aviation original-equipment revenue of GBP xx.xx provides an independent equipment-activity scale check, not a global category share. ([www-live.smiths.com](https://www-live.smiths.com/media/snqpxwkd/smiths-group-plc-annual-results-2025-press-release.pdf))
- Evidence informing base-year allocation inputs; displayed values and growth are calculated: Approximately xx.xx cumulative CTiX sales corroborate commercial imaging activity and replacement demand; they do not measure annual global sales. ([www-live.smiths.com](https://www-live.smiths.com/media/snqpxwkd/smiths-group-plc-annual-results-2025-press-release.pdf))
- Evidence informing forecast-year allocation inputs; displayed values and growth are calculated: Approximately xx.xx cumulative CTiX sales corroborate commercial imaging activity and replacement demand; they do not measure annual global sales. ([www-live.smiths.com](https://www-live.smiths.com/media/snqpxwkd/smiths-group-plc-annual-results-2025-press-release.pdf))
- Evidence informing base-year allocation inputs; displayed values and growth are calculated: GBP xx.xx aviation aftermarket revenue supports lifecycle materiality while qualifying transfer of one supplier's mix to the global service allocation. ([www-live.smiths.com](https://www-live.smiths.com/media/snqpxwkd/smiths-group-plc-annual-results-2025-press-release.pdf))
- Evidence informing forecast-year allocation inputs; displayed values and growth are calculated: GBP xx.xx aviation aftermarket revenue supports lifecycle materiality while qualifying transfer of one supplier's mix to the global service allocation. ([www-live.smiths.com](https://www-live.smiths.com/media/snqpxwkd/smiths-group-plc-annual-results-2025-press-release.pdf))
- Evidence informing base-year allocation inputs; displayed values and growth are calculated: Reports approximately xx.xx cumulative CTiX sales and continuing aviation upgrade demand; cumulative sales constrain commercial scale but are not annual global shipments. ([www-live.smiths.com](https://www-live.smiths.com/media/snqpxwkd/smiths-group-plc-annual-results-2025-press-release.pdf))
- Evidence informing forecast-year allocation inputs; displayed values and growth are calculated: Reports approximately xx.xx cumulative CTiX sales and continuing aviation upgrade demand; cumulative sales constrain commercial scale but are not annual global shipments. ([www-live.smiths.com](https://www-live.smiths.com/media/snqpxwkd/smiths-group-plc-annual-results-2025-press-release.pdf))
- Evidence informing base-year allocation inputs; displayed values and growth are calculated: Reports four operating XDi units as of July 2025 and pending regulatory certification, constraining the small XRD cohort and qualifying aggressive commercialization assumptions.
- Evidence informing forecast-year allocation inputs; displayed values and growth are calculated: Reports four operating XDi units as of July 2025 and pending regulatory certification, constraining the small XRD cohort and qualifying aggressive commercialization assumptions.
- Evidence informing forecast-year allocation inputs; displayed values and growth are calculated: Reported checkpoint modernization provides a commercial reason to model substitution from discrete legacy offerings; the filing does not disclose standalone configuration revenue.
- Evidence informing forecast-year allocation inputs; displayed values and growth are calculated: FY2025

5. Smiths Group PLC - Annual Report & Accounts FY2023
   - Evidence informing the 2022 market-value input; displayed series and growth include calculations: Reports FY2022 aviation original-equipment revenue of xx.xx, used as a dimensionless historical capital-cycle proxy. ([www-live.smiths.com](https://www-live.smiths.com/media/phjp1j44/smiths-annual-report-2023.pdf))
   - Evidence informing the 2023 market-value input; displayed series and growth include calculations: Reports FY2023 aviation original-equipment revenue of xx.xx and aftermarket revenue of xx.xx; supports the modeled recovery direction. ([www-live.smiths.com](https://www-live.smiths.com/media/phjp1j44/smiths-annual-report-2023.pdf))
6. Smiths Group PLC - Annual Report FY2022
   - Evidence informing the 2021 market-value input; displayed series and growth include calculations: Reports FY2021 aviation revenue of xx.xx, providing a historical purchasing-cycle reference rather than a global observation. ([www-live.smiths.com](https://www-live.smiths.com/media/xjvdpblr/smiths-annual-report-2022-report.pdf))
   - Evidence informing the 2022 market-value input; displayed series and growth include calculations: Reports FY2022 aviation revenue of xx.xx and continued weakness in aviation original equipment; supports a delayed capital-spending trough. ([www-live.smiths.com](https://www-live.smiths.com/media/xjvdpblr/smiths-annual-report-2022-report.pdf))
7. Smiths Group PLC - Annual Results for the Year Ended 31 July 2019
   - Evidence informing the 2018 market-value input; displayed series and growth include calculations: Reports FY2018 aviation revenue of xx.xx, supplying the historical comparison underlying the backcast. ([smiths.com](https://www.smiths.com/media/u4wla1bw/smiths-group-plc-annual-results-2019-press-release.pdf))
   - Evidence informing the 2019 market-value input; displayed series and growth include calculations: Reports FY2019 aviation revenue of xx.xx and customer delivery deferrals, qualifying a traffic-only growth model. ([smiths.com](https://www.smiths.com/media/u4wla1bw/smiths-group-plc-annual-results-2019-press-release.pdf))
   - Evidence informing the 2020 market-value input; displayed series and growth include calculations: Identifies deliveries deferred into FY2020; supports the possibility of backlog-supported spending despite a contemporaneous traffic shock, not the exact modeled growth rate. ([smiths.com](https://www.smiths.com/media/u4wla1bw/smiths-group-plc-annual-results-2019-press-release.pdf))
8. ACI World - The High-Wire Balancing Act: Global Air Transport Demand in 2018 and 2019
   - Evidence informing the 2017 market-value input; displayed series and growth include calculations: Reports xx.xx airport passengers and xx.xx% growth in 2018; the growth observation informs the 2017 backcast bridge. ([blog.aci.aero](https://blog.aci.aero/airport-economics/the-high-wire-balancing-act-global-air-transport-demand-in-2018-and-2019/))
   - Evidence informing the 2018 market-value input; displayed series and growth include calculations: Provides the observed 2018 traffic-growth reference, not an equipment-market growth observation. ([blog.aci.aero](https://blog.aci.aero/airport-economics/the-high-wire-balancing-act-global-air-transport-demand-in-2018-and-2019/))
9. ICAO A42-WP/556 - State of the Industry and Outlook for Airport Traffic, Presented by ACI
   - Evidence informing the 2020 market-value input; displayed series and growth include calculations: Records the collapse from xx.xx airport passengers in 2019 to xx.xx in 2020; constrains the shock and funding-risk interpretation. ([icao.int](https://www.icao.int/sites/default/files/Meetings/a42/Documents/WP/wp_556_en.pdf))
   - Evidence informing the 2021 market-value input; displayed series and growth include calculations: Reports xx.xx airport passengers in 2021, supporting a prolonged funding and activity shock. ([icao.int](https://www.icao.int/sites/default/files/Meetings/a42/Documents/WP/wp_556_en.pdf))
   - Evidence informing the 2023 market-value input; displayed series and growth include calculations: Reports xx.xx airport passengers in 2023; traffic recovery is distinguished from equipment purchasing. ([icao.int](https://www.icao.int/sites/default/files/Meetings/a42/Documents/WP/wp_556_en.pdf))
   - Evidence informing the 2024 market-value input; displayed series and growth include calculations: Reports xx.xx airport passengers in 2024, providing a demand recovery cross-check. ([icao.int](https://www.icao.int/sites/default/files/Meetings/a42/Documents/WP/wp_556_en.pdf))

10. Port of Seattle - Baggage Handling System Optimization

- Evidence informing the 2029 market-value input; displayed series and growth include calculations: Seattle plans to consolidate six baggage-screening systems, increase supported passenger capacity, and reduce screening-machine demand. Supports integration spending without one-for-one detector growth. ([portseattle.org](https://www.portseattle.org/projects/baggage-handling-system-optimization))
- Evidence informing the 2032 market-value input; displayed series and growth include calculations: The consolidation example constrains equipment-volume assumptions; its whole baggage-handling project value is excluded from market sizing. ([portseattle.org](https://www.portseattle.org/projects/baggage-handling-system-optimization))
- Evidence informing the 2040 market-value input; displayed series and growth include calculations: Provides a commercial counterexample to extrapolating passenger growth directly into machine counts throughout the long-range forecast. ([portseattle.org](https://www.portseattle.org/projects/baggage-handling-system-optimization))
- Evidence informing forecast-year allocation inputs; displayed values and growth are calculated: Consolidation of six systems with reduced machine demand qualifies a traffic-to-detector-volume forecast. ([portseattle.org](https://www.portseattle.org/projects/baggage-handling-system-optimization))
- Evidence informing forecast-year allocation inputs; displayed values and growth are calculated: The consolidation project supports integration-driven conveyor demand, but its whole-project value is excluded. ([portseattle.org](https://www.portseattle.org/projects/baggage-handling-system-optimization))
- Evidence informing forecast-year allocation inputs; displayed values and growth are calculated: Brownfield consolidation supports the integration-demand premise, not the forecast's exact service growth factor. ([portseattle.org](https://www.portseattle.org/projects/baggage-handling-system-optimization))
- Evidence informing forecast-year allocation inputs; displayed values and growth are calculated: The airport replaces six separate screening systems with centralized screening and expects reduced screening-machine demand while expanding capacity. This supplies a counterforce to volume-only checked-baggage forecasting.
- Evidence informing base-year allocation inputs; displayed values and growth are calculated: Seattle is consolidating six screening systems, expects reduced screening-machine demand and schedules final-phase completion in 2029. Supports integration demand while constraining detector-volume growth; the whole-project budget is excluded.
- Evidence informing forecast-year allocation inputs; displayed values and growth are calculated: Seattle is consolidating six screening systems, expects reduced screening-machine demand and schedules final-phase completion in 2029. Supports integration demand while constraining detector-volume growth; the whole-project budget is excluded.
- Evidence informing forecast-year allocation inputs; displayed values and growth are calculated: Seattle's project combines increased screening capacity with consolidation from six screening systems and reduced screening-machine demand. This constrains the forecast assumption that capacity growth requires proportional equipment additions.
- Evidence informing forecast-year allocation inputs; displayed values and growth are calculated: Replacement and capacity objectives coexist within the project. Its wider baggage-handling budget is not treated as screening-equipment revenue or assigned additively to multiple purposes.

11. Smiths Group PLC - Half Year Results for the Six Months Ended 31 January 2026

- Evidence informing the 2026 market-value input; displayed series and growth include calculations: Reports xx.xx% organic growth for Smiths Detection in HY2026, with aviation checkpoint upgrades contributing. Supports a positive 2026 nowcast, not a directly observed global growth rate. ([www-live.smiths.com](https://www-live.smiths.com/media/villk35h/smiths-hy26-results-press-release.pdf))

12. CATSA - 2025 Annual Report, Management's Discussion and Analysis
    - Evidence informing base-year allocation inputs; displayed values and growth are calculated: C$xx.xx EDS capital expenditure constrains the Canadian expenditure calibration; baggage attribution is modeled.
    - Evidence informing forecast-year allocation inputs; displayed values and growth are calculated: C$xx.xx EDS capital expenditure constrains the Canadian expenditure calibration; baggage attribution is modeled.
    - Evidence informing base-year allocation inputs; displayed values and growth are calculated: EDS capital expenditure of C$xx.xx includes equipment and installation/integration and supplies the training-calibration denominator, subject to baggage attribution. ([catsa-acsta.gc.ca](https://www.catsa-acsta.gc.ca/en/publications/2025-annual-report/management-discussion-and-analysis))
    - Evidence informing forecast-year allocation inputs; displayed values and growth are calculated: EDS capital expenditure of C$xx.xx includes equipment and installation/integration and supplies the training-calibration denominator, subject to baggage attribution. ([catsa-acsta.gc.ca](https://www.catsa-acsta.gc.ca/en/publications/2025-annual-report/management-discussion-and-analysis))
    - Evidence informing base-year allocation inputs; displayed values and growth are calculated: The capital definition includes associated installation and integration, supporting the distinction between deployment services and equipment value. ([catsa-acsta.gc.ca](https://www.catsa-acsta.gc.ca/en/publications/2025-annual-report/management-discussion-and-analysis))
    - Evidence informing forecast-year allocation inputs; displayed values and growth are calculated: The capital definition includes associated installation and integration, supporting the distinction between deployment services and equipment value. ([catsa-acsta.gc.ca](https://www.catsa-acsta.gc.ca/en/publications/2025-annual-report/management-discussion-and-analysis))
    - Evidence informing forecast-year allocation inputs; displayed values and growth are calculated: Actual spending, original budget and reprofile amounts constrain the forecast's purchasing-execution interpretation; they are not a global growth rate. ([catsa-acsta.gc.ca](https://www.catsa-acsta.gc.ca/en/publications/2025-annual-report/management-discussion-and-analysis))
    - Evidence informing base-year allocation inputs; displayed values and growth are calculated: FY2024/xx.xx pre-board capital appropriations used were C$xx.xx. This supplies the Canadian purchasing comparison and a component of the non-passenger-to-cabin activity proxy, not a global share.
    - Evidence informing forecast-year allocation inputs; displayed values and growth are calculated: FY2024/xx.xx pre-board capital appropriations used were C$xx.xx. This supplies the Canadian purchasing comparison and a component of the non-passenger-to-cabin activity proxy, not a global share.
    - Evidence informing base-year allocation inputs; displayed values and growth are calculated: FY2024/xx.xx hold-baggage capital appropriations used were C$xx.xx; this constrains the independent application-capital comparison.
    - Evidence informing base-year allocation inputs; displayed values and growth are calculated: FY2024/xx.xx non-passenger capital appropriations used were C$xx.xx, below the original C$xx.xx budget. Actual purchasing informs the proxy and qualifies automatic announcement-to-revenue conversion.
    - Evidence informing forecast-year allocation inputs; displayed values and growth are calculated: FY2024/xx.xx non-passenger capital appropriations used were C$xx.xx, below the original C$xx.xx budget. Actual purchasing informs the proxy and qualifies automatic announcement-to-revenue conversion.
    - Evidence informing base-year allocation inputs; displayed values and growth are calculated: Reports C$xx.xx EDS capital expenditure for FY2024/xx.xx and identifies both baggage equipment and full-body scanners in the capital scope, requiring a baggage-attribution adjustment.
    - Evidence informing forecast-year allocation inputs; displayed values and growth are calculated: Reports C$xx.xx EDS capital expenditure for FY2024/xx.xx and identifies both baggage equipment and full-body scanners in the capital scope, requiring a baggage-attribution adjustment.
    - Evidence informing forecast-year allocation inputs; displayed values and growth are calculated: EDS outturn was C$xx.xx versus an original C$xx.xx plan and revised C$xx.xx budget. Reprofiling constrains assumed award conversion and deployment timing; it does not measure procurement-channel mix. ([catsa-acsta.gc.ca](https://www.catsa-acsta.gc.ca/en/publications/2025-annual-report/management-discussion-and-analysis))
    - Evidence informing base-year allocation inputs; displayed values and growth are calculated: The actual capital-project list identifies hold-baggage capacity expansion at Montréal-Trudeau, supporting the expansion classification, not its modeled global revenue weight.
    - Evidence informing forecast-year allocation inputs; displayed values and growth are calculated: The actual capital-project list identifies hold-baggage capacity expansion at Montréal-Trudeau, supporting the expansion classification, not its modeled global revenue weight.
    - Evidence informing base-year allocation inputs; displayed values and growth are calculated: The actual

13. Leidos - Leidos wins TSA logistics contract, 23 January 2025
    - Evidence informing base-year allocation inputs; displayed values and growth are calculated: The eight-year, USD xx.xx maximum sustainment award covers xx.xx units at over xx.xx locations; scope and realization adjustments are modeled.
    - Evidence informing forecast-year allocation inputs; displayed values and growth are calculated: The eight-year, USD xx.xx maximum sustainment award covers xx.xx units at over xx.xx locations; scope and realization adjustments are modeled.
    - Evidence informing base-year allocation inputs; displayed values and growth are calculated: The January xx.xx 2025 announcement describes an eight-year, USD xx.xx maximum sustainment contract covering xx.xx equipment units at over xx.xx locations with manufacturer coordination. Annualization and baggage/third-party attribution in the model are explicit assumptions. ([leidos.com](https://www.leidos.com/insights/leidos-wins-tsa-logistics-contract))
    - Evidence informing forecast-year allocation inputs; displayed values and growth are calculated: The January xx.xx 2025 announcement describes an eight-year, USD xx.xx maximum sustainment contract covering xx.xx equipment units at over xx.xx locations with manufacturer coordination. Annualization and baggage/third-party attribution in the model are explicit assumptions. ([leidos.com](https://www.leidos.com/insights/leidos-wins-tsa-logistics-contract))
14. Eurostat - Air passenger transport statistics, December 2025, Table 1: 2024 country traffic
    - Evidence informing base-year allocation inputs; displayed values and growth are calculated: Traffic primitive.
    - Evidence informing forecast-year allocation inputs; displayed values and growth are calculated: Traffic primitive.
15. Eurostat - Air passenger transport: data by month
    - Evidence informing base-year allocation inputs; displayed values and growth are calculated: Interim growth input to the temporal bridge.
    - Evidence informing forecast-year allocation inputs; displayed values and growth are calculated: Interim growth input to the temporal bridge.
16. ACI EUROPE - 2025 all about traffic resilience as Europe’s airports welcomed an additional 100 million passengers
    - Evidence informing base-year allocation inputs; displayed values and growth are calculated: Published growth informs the Albanian temporal assumption, not national equipment receipts.
    - Evidence informing forecast-year allocation inputs; displayed values and growth are calculated: Published growth informs the Albanian temporal assumption, not national equipment receipts.
    - Evidence informing base-year allocation inputs; displayed values and growth are calculated: Annual growth input to the 2025 bridge.
    - Evidence informing forecast-year allocation inputs; displayed values and growth are calculated: Annual growth input to the 2025 bridge.
17. UK Civil Aviation Authority - UK aviation officially breaks records with over 300m passenger journeys in 2025
    - Evidence informing base-year allocation inputs; displayed values and growth are calculated: The xx.xx-million UK-and-Crown-Dependency headline constrains the modeled UK country traffic bridge.
    - Evidence informing forecast-year allocation inputs; displayed values and growth are calculated: The xx.xx-million UK-and-Crown-Dependency headline constrains the modeled UK country traffic bridge.

18. Fraport - AI for Monitoring Aviation Security, 22 January 2026
    - Evidence informing base-year allocation inputs; displayed values and growth are calculated: Over xx.xx CT scanners and approximately EUR xx.xx cumulative checkpoint investment support a premium installed-mix premise, not annual national revenue.
    - Evidence informing forecast-year allocation inputs; displayed values and growth are calculated: Over xx.xx CT scanners and approximately EUR xx.xx cumulative checkpoint investment support a premium installed-mix premise, not annual national revenue.
    - Evidence informing forecast-year allocation inputs; displayed values and growth are calculated: January xx.xx 2026 APIDS deployment demonstrates additional software adoption, without establishing separate revenue. ([fraport.com](https://www.fraport.com/en/newsroom/press-releases/2026/q1/ai-for-monitoring-aviation-security.html))
    - Evidence informing forecast-year allocation inputs; displayed values and growth are calculated: Deployment on more than xx.xx CT scanners is the independent quantitative rollout test; it does not validate the modeled license-growth factor. ([fraport.com](https://www.fraport.com/en/newsroom/press-releases/2026/q1/ai-for-monitoring-aviation-security.html))
    - Evidence informing forecast-year allocation inputs; displayed values and growth are calculated: On January xx.xx 2026, Fraport announced regular APIDS software operation on more than xx.xx existing Smiths CT scanners. This independently supports retained-system enhancement at one buyer, not global penetration or realized license revenue.
19. DHMİ - Havayolunda Cumhuriyet Tarihinin Rekoru, 9 January 2026
    - Evidence informing base-year allocation inputs; displayed values and growth are calculated: Turkey's xx.xx-million 2025 passenger aggregate constrains its rounded traffic input.
    - Evidence informing forecast-year allocation inputs; displayed values and growth are calculated: Turkey's xx.xx-million 2025 passenger aggregate constrains its rounded traffic input.
20. U.S. Senator Michael Bennet - SAFEGUARDS Act announcement, 23 July 2025
    - Evidence informing base-year allocation inputs; displayed values and growth are calculated: The xx.xx-airport and xx.xx-lane national footprint constrains minimum network support; proposed funding is not counted as realized revenue.
    - Evidence informing forecast-year allocation inputs; displayed values and growth are calculated: The xx.xx-airport and xx.xx-lane national footprint constrains minimum network support; proposed funding is not counted as realized revenue.
    - Evidence informing base-year allocation inputs; displayed values and growth are calculated: The July xx.xx 2025 official release identifies xx.xx U.S. screening lanes, used as agency purchasing-exposure calibration rather than observed annual equipment sales.
    - Evidence informing forecast-year allocation inputs; displayed values and growth are calculated: The July xx.xx 2025 official release identifies xx.xx U.S. screening lanes, used as agency purchasing-exposure calibration rather than observed annual equipment sales.

21. CATSA 2025 Annual Report - Notes to the Financial Statements

- Evidence informing base-year allocation inputs; displayed values and growth are calculated: FY2024/xx.xx accounts disclose C$xx.xx maintenance/spares and C$xx.xx training/certification, supporting the service-budget calibration but not global baggage-only shares. ([catsa-acsta.gc.ca](https://www.catsa-acsta.gc.ca/en/publications/2025-annual-report/notes-financial-statements))
- Evidence informing forecast-year allocation inputs; displayed values and growth are calculated: FY2024/xx.xx accounts disclose C$xx.xx maintenance/spares and C$xx.xx training/certification, supporting the service-budget calibration but not global baggage-only shares. ([catsa-acsta.gc.ca](https://www.catsa-acsta.gc.ca/en/publications/2025-annual-report/notes-financial-statements))
- Evidence informing base-year allocation inputs; displayed values and growth are calculated: Maintenance and spare parts are combined in the accounts; the labor-versus-goods split therefore remains modeled. ([catsa-acsta.gc.ca](https://www.catsa-acsta.gc.ca/en/publications/2025-annual-report/notes-financial-statements))
- Evidence informing forecast-year allocation inputs; displayed values and growth are calculated: Maintenance and spare parts are combined in the accounts; the labor-versus-goods split therefore remains modeled. ([catsa-acsta.gc.ca](https://www.catsa-acsta.gc.ca/en/publications/2025-annual-report/notes-financial-statements))
- Evidence informing base-year allocation inputs; displayed values and growth are calculated: The C$xx.xx training/certification expense supplies the numerator of the adjusted training-to-capital proxy. ([catsa-acsta.gc.ca](https://www.catsa-acsta.gc.ca/en/publications/2025-annual-report/notes-financial-statements))
- Evidence informing forecast-year allocation inputs; displayed values and growth are calculated: The C$xx.xx training/certification expense supplies the numerator of the adjusted training-to-capital proxy. ([catsa-acsta.gc.ca](https://www.catsa-acsta.gc.ca/en/publications/2025-annual-report/notes-financial-statements))
- Evidence informing base-year allocation inputs; displayed values and growth are calculated: C$xx.xx trace/consumables is distinct from maintenance/spares and supplies the contrary consumables-intensity comparator, not a global observation. ([catsa-acsta.gc.ca](https://www.catsa-acsta.gc.ca/en/publications/2025-annual-report/notes-financial-statements))
- Evidence informing forecast-year allocation inputs; displayed values and growth are calculated: C$xx.xx trace/consumables is distinct from maintenance/spares and supplies the contrary consumables-intensity comparator, not a global observation. ([catsa-acsta.gc.ca](https://www.catsa-acsta.gc.ca/en/publications/2025-annual-report/notes-financial-statements))
- Evidence informing base-year allocation inputs; displayed values and growth are calculated: Separately reports C$xx.xx maintenance/spares, C$xx.xx trace/consumables and C$xx.xx training/certification, constraining attributable agency lifecycle expenditure.
- Evidence informing base-year allocation inputs; displayed values and growth are calculated: Separates screening-contractor payments from equipment support, preventing staffing expenditure from becoming equipment-market purchasing.
- Evidence informing forecast-year allocation inputs; displayed values and growth are calculated: Separately reports C$xx.xx maintenance/spares, C$xx.xx trace/consumables and C$xx.xx training/certification, constraining attributable agency lifecycle expenditure.
- Evidence informing forecast-year allocation inputs; displayed values and growth are calculated: Separates screening-contractor payments from equipment support, preventing staffing expenditure from becoming equipment-market purchasing.
- Evidence informing base-year allocation inputs; displayed values and growth are calculated: Audited expense disclosure reports C$xx.xx for maintenance and spare parts in the year ended March xx.xx 2025. It constrains support-spending materiality, not the amount attributable to an independent provider. ([catsa-acsta.gc.ca](https://www.catsa-acsta.gc.ca/en/publications/2025-annual-report/notes-financial-statements))

22. Aviation security screening approved equipment list
    - Evidence informing base-year allocation inputs; displayed values and growth are calculated: Baggage EDS/EDSCB and conventional X-ray classes support the inspection-system boundary, not sales weights. ([gov.uk](https://www.gov.uk/government/collections/aviation-security-screening-approved-equipment-list))
    - Evidence informing forecast-year allocation inputs; displayed values and growth are calculated: Baggage EDS/EDSCB and conventional X-ray classes support the inspection-system boundary, not sales weights. ([gov.uk](https://www.gov.uk/government/collections/aviation-security-screening-approved-equipment-list))
    - Evidence informing base-year allocation inputs; displayed values and growth are calculated: Liquid detectors are a distinct cabin-baggage category; the complete bulk-material extension remains modeled within the captured boundary. ([gov.uk](https://www.gov.uk/government/collections/aviation-security-screening-approved-equipment-list))
    - Evidence informing forecast-year allocation inputs; displayed values and growth are calculated: Liquid detectors are a distinct cabin-baggage category; the complete bulk-material extension remains modeled within the captured boundary. ([gov.uk](https://www.gov.uk/government/collections/aviation-security-screening-approved-equipment-list))
    - Evidence informing base-year allocation inputs; displayed values and growth are calculated: ETD serves baggage and other applications, requiring explicit baggage attribution rather than allocating all detector sales here. ([gov.uk](https://www.gov.uk/government/collections/aviation-security-screening-approved-equipment-list))
    - Evidence informing forecast-year allocation inputs; displayed values and growth are calculated: ETD serves baggage and other applications, requiring explicit baggage attribution rather than allocating all detector sales here. ([gov.uk](https://www.gov.uk/government/collections/aviation-security-screening-approved-equipment-list))
    - Evidence informing base-year allocation inputs; displayed values and growth are calculated: Dedicated ETD consumables are separately recognized, supporting goods classification without establishing spending or unrestricted interchangeability. ([gov.uk](https://www.gov.uk/government/collections/aviation-security-screening-approved-equipment-list))
    - Evidence informing forecast-year allocation inputs; displayed values and growth are calculated: Dedicated ETD consumables are separately recognized, supporting goods classification without establishing spending or unrestricted interchangeability. ([gov.uk](https://www.gov.uk/government/collections/aviation-security-screening-approved-equipment-list))
23. Quantifying the Impacts of Delayed Maintenance of Airport Assets: A Guide - Chapter 6, Baggage Handling Systems
    - Evidence informing base-year allocation inputs; displayed values and growth are calculated: The baggage-handling cost study uses a modeled xx.xx% labor share, adopted only as an adjacent support-cost proxy. ([nationalacademies.org](https://www.nationalacademies.org/read/xx.xx/chapter/xx.xx))
    - Evidence informing forecast-year allocation inputs; displayed values and growth are calculated: The baggage-handling cost study uses a modeled xx.xx% labor share, adopted only as an adjacent support-cost proxy. ([nationalacademies.org](https://www.nationalacademies.org/read/xx.xx/chapter/xx.xx))
    - Evidence informing base-year allocation inputs; displayed values and growth are calculated: Its corresponding modeled xx.xx% parts share calibrates the labor/goods separation; it is not an observed screening-equipment ratio. ([nationalacademies.org](https://www.nationalacademies.org/read/xx.xx/chapter/xx.xx))
    - Evidence informing forecast-year allocation inputs; displayed values and growth are calculated: Its corresponding modeled xx.xx% parts share calibrates the labor/goods separation; it is not an observed screening-equipment ratio. ([nationalacademies.org](https://www.nationalacademies.org/read/xx.xx/chapter/xx.xx))

24. Procurement of Next Generation Security Checkpoint Equipment - Contract Award Notice

- Evidence informing base-year allocation inputs; displayed values and growth are calculated: The seven-system award includes automated tray return, demonstrating bundled purchasing but no separately priced hardware allocation. ([sell2wales.gov.wales](https://www.sell2wales.gov.wales/search/show/search_view.aspx?ID=NOV417275))
- Evidence informing forecast-year allocation inputs; displayed values and growth are calculated: The seven-system award includes automated tray return, demonstrating bundled purchasing but no separately priced hardware allocation. ([sell2wales.gov.wales](https://www.sell2wales.gov.wales/search/show/search_view.aspx?ID=NOV417275))
- Evidence informing base-year allocation inputs; displayed values and growth are calculated: The integrated CT/tray-return scope constrains the automation interface boundary; it does not value general airport conveyors. ([sell2wales.gov.wales](https://www.sell2wales.gov.wales/search/show/search_view.aspx?ID=NOV417275))
- Evidence informing forecast-year allocation inputs; displayed values and growth are calculated: The integrated CT/tray-return scope constrains the automation interface boundary; it does not value general airport conveyors. ([sell2wales.gov.wales](https://www.sell2wales.gov.wales/search/show/search_view.aspx?ID=NOV417275))
- Evidence informing base-year allocation inputs; displayed values and growth are calculated: Central image processing is an explicit purchased function, without a separately disclosed license price. ([sell2wales.gov.wales](https://www.sell2wales.gov.wales/search/show/search_view.aspx?ID=NOV417275))
- Evidence informing forecast-year allocation inputs; displayed values and growth are calculated: Central image processing is an explicit purchased function, without a separately disclosed license price. ([sell2wales.gov.wales](https://www.sell2wales.gov.wales/search/show/search_view.aspx?ID=NOV417275))
- Evidence informing base-year allocation inputs; displayed values and growth are calculated: Supply, installation and commissioning are included deliverables, supporting deployment-service attribution without establishing its percentage. ([sell2wales.gov.wales](https://www.sell2wales.gov.wales/search/show/search_view.aspx?ID=NOV417275))
- Evidence informing forecast-year allocation inputs; displayed values and growth are calculated: Supply, installation and commissioning are included deliverables, supporting deployment-service attribution without establishing its percentage. ([sell2wales.gov.wales](https://www.sell2wales.gov.wales/search/show/search_view.aspx?ID=NOV417275))
- Evidence informing base-year allocation inputs; displayed values and growth are calculated: The October xx.xx 2022 award covers seven systems combining cabin CT, tray return, image processing and deployment responsibilities. It supports integrated purchased scope, not completed delivery or a global sales weight.
- Evidence informing forecast-year allocation inputs; displayed values and growth are calculated: The October xx.xx 2022 award covers seven systems combining cabin CT, tray return, image processing and deployment responsibilities. It supports integrated purchased scope, not completed delivery or a global sales weight.
- Evidence informing base-year allocation inputs; displayed values and growth are calculated: The integrated Newcastle procurement reports a GBP xx.xx-xx.xx offer range but no physical review-room location; its value cannot be assigned automatically to local review. ([sell2wales.gov.wales](https://www.sell2wales.gov.wales/search/show/search_view.aspx?ID=NOV417275))
- Evidence informing forecast-year allocation inputs; displayed values and growth are calculated: The integrated Newcastle procurement reports a GBP xx.xx-xx.xx offer range but no physical review-room location; its value cannot be assigned automatically to local review. ([sell2wales.gov.wales](https://www.sell2wales.gov.wales/search/show/search_view.aspx?ID=NOV417275))
- Evidence informing base-year allocation inputs; displayed values and growth are calculated: Central image processing is included, but a separate on-site room is not specified; constrains classification rather than supplying a remote-review sales weight. ([sell2wales.gov.wales](https://www.sell2wales.gov.wales/search/show/search_view.aspx?ID=NOV417275))
- Evidence informing forecast-year allocation inputs; displayed values and growth are calculated: Central image processing is included, but a separate on-site room is not specified; constrains classification rather than supplying a remote-review sales weight. ([sell2wales.gov.wales](https://www.sell2wales.gov.wales/search/show/search_view.aspx?ID=NOV417275))
- Evidence informing base-year allocation inputs; displayed values and growth are calculated: The bundled award does not identify a mixed-location package or its attributable price, preventing automatic hybrid classification. ([sell2wales.gov.wales](https://www.sell2wales.gov.wales/search/show/search_view.aspx?ID=NOV417275))
- Evidence informing forecast-year allocation inputs; displayed values and growth are calculated: The bundled award does not identify a mixed-location package or its attributable price, preventing automatic hybrid classification.

25. Smiths Detection - Digital Innovation
    - Evidence informing base-year allocation inputs; displayed values and growth are calculated: The supplier identifies detection applications as a commercial function; separate fee allocation remains assumed. ([smithsdetection.com](https://www.smithsdetection.com/digital-innovation/))
    - Evidence informing forecast-year allocation inputs; displayed values and growth are calculated: The supplier identifies detection applications as a commercial function; separate fee allocation remains assumed. ([smithsdetection.com](https://www.smithsdetection.com/digital-innovation/))
    - Evidence informing base-year allocation inputs; displayed values and growth are calculated: Centralized screening supports the image-review function, not an observed software revenue weight. ([smithsdetection.com](https://www.smithsdetection.com/digital-innovation/))
    - Evidence informing forecast-year allocation inputs; displayed values and growth are calculated: Centralized screening supports the image-review function, not an observed software revenue weight. ([smithsdetection.com](https://www.smithsdetection.com/digital-innovation/))
    - Evidence informing base-year allocation inputs; displayed values and growth are calculated: Connectivity, multi-vendor integration and equipment-health applications establish the fleet-management function without proving customer-specific rights or prices. ([smithsdetection.com](https://www.smithsdetection.com/digital-innovation/))
    - Evidence informing forecast-year allocation inputs; displayed values and growth are calculated: Connectivity, multi-vendor integration and equipment-health applications establish the fleet-management function without proving customer-specific rights or prices. ([smithsdetection.com](https://www.smithsdetection.com/digital-innovation/))
    - Evidence informing base-year allocation inputs; displayed values and growth are calculated: ELECTORA is offered for integrating multi-vendor devices, datasets and applications; establishes the vendor-platform category but discloses no category revenue or customer-specific substitution entitlement. ([smithsdetection.com](https://www.smithsdetection.com/digital-innovation/))
    - Evidence informing forecast-year allocation inputs; displayed values and growth are calculated: ELECTORA is offered for integrating multi-vendor devices, datasets and applications; establishes the vendor-platform category but discloses no category revenue or customer-specific substitution entitlement. ([smithsdetection.com](https://www.smithsdetection.com/digital-innovation/))
26. UK Civil Aviation Authority - Threat Image Projection (TIP)
    - Evidence informing base-year allocation inputs; displayed values and growth are calculated: TIP library approval and renewal obligations support continuing software commitments, not the modeled global fee or share. ([caa.co.uk](https://www.caa.co.uk/commercial-industry/security/training-and-human-factors/threat-image-projection/))
    - Evidence informing forecast-year allocation inputs; displayed values and growth are calculated: TIP library approval and renewal obligations support continuing software commitments, not the modeled global fee or share. ([caa.co.uk](https://www.caa.co.uk/commercial-industry/security/training-and-human-factors/threat-image-projection/))

27. Smiths Detection - Service

- Evidence informing base-year allocation inputs; displayed values and growth are calculated: Inclusive capital-equipment support covers labor and parts, requiring a single-count economic allocation across services and goods. ([smithsdetection.com](https://www.smithsdetection.com/service/))
- Evidence informing forecast-year allocation inputs; displayed values and growth are calculated: Inclusive capital-equipment support covers labor and parts, requiring a single-count economic allocation across services and goods. ([smithsdetection.com](https://www.smithsdetection.com/service/))
- Evidence informing base-year allocation inputs; displayed values and growth are calculated: Equipment-specific training and certification are commercial offerings distinct from routine screening staffing. ([smithsdetection.com](https://www.smithsdetection.com/service/))
- Evidence informing forecast-year allocation inputs; displayed values and growth are calculated: Equipment-specific training and certification are commercial offerings distinct from routine screening staffing. ([smithsdetection.com](https://www.smithsdetection.com/service/))
- Evidence informing base-year allocation inputs; displayed values and growth are calculated: The parts-support offering and inclusive contracts corroborate the goods boundary, but not the assumed xx.xx% allocation. ([smithsdetection.com](https://www.smithsdetection.com/service/))
- Evidence informing forecast-year allocation inputs; displayed values and growth are calculated: The parts-support offering and inclusive contracts corroborate the goods boundary, but not the assumed xx.xx% allocation. ([smithsdetection.com](https://www.smithsdetection.com/service/))
- Evidence informing base-year allocation inputs; displayed values and growth are calculated: Describes inclusive labor-and-parts contracts and manufacturer support, supporting nonduplicative lifecycle attribution to projection equipment, not a verified xx.xx% fee. ([smithsdetection.com](https://www.smithsdetection.com/service/))
- Evidence informing forecast-year allocation inputs; displayed values and growth are calculated: Describes inclusive labor-and-parts contracts and manufacturer support, supporting nonduplicative lifecycle attribution to projection equipment, not a verified xx.xx% fee. ([smithsdetection.com](https://www.smithsdetection.com/service/))
- Evidence informing base-year allocation inputs; displayed values and growth are calculated: Supports the existence of manufacturer lifecycle offerings; broad service-footprint counts are not used as CT revenue weights.
- Evidence informing forecast-year allocation inputs; displayed values and growth are calculated: Supports the existence of manufacturer lifecycle offerings; broad service-footprint counts are not used as CT revenue weights.
- Evidence informing base-year allocation inputs; displayed values and growth are calculated: Supports commercial maintenance, refurbishment and parts offerings for portable equipment without establishing baggage-specific service receipts.
- Evidence informing forecast-year allocation inputs; displayed values and growth are calculated: Supports commercial maintenance, refurbishment and parts offerings for portable equipment without establishing baggage-specific service receipts.
- Evidence informing base-year allocation inputs; displayed values and growth are calculated: The manufacturer markets direct on-site support and inclusive capital-equipment labor-and-parts contracts. This supports a continuing manufacturer-service alternative, without measuring a pricing premium. ([smithsdetection.com](https://www.smithsdetection.com/service/))
- Evidence informing forecast-year allocation inputs; displayed values and growth are calculated: The manufacturer markets direct on-site support and inclusive capital-equipment labor-and-parts contracts. This supports a continuing manufacturer-service alternative, without measuring a pricing premium. ([smithsdetection.com](https://www.smithsdetection.com/service/))
- Evidence informing base-year allocation inputs; displayed values and growth are calculated: Manufacturer-provided bundled support is a commercial alternative to separate technical-service procurement, limiting assumptions of unrestricted third-party substitution. ([smithsdetection.com](https://www.smithsdetection.com/service/))
- Evidence informing forecast-year allocation inputs; displayed values and growth are calculated: Manufacturer-provided bundled support is a commercial alternative to separate technical-service procurement, limiting assumptions of unrestricted third-party substitution. ([smithsdetection.com](https://www.smithsdetection.com/service/))

28. Hold baggage screening upgrade, Dublin and Cork Airports, Ireland

- Evidence informing base-year allocation inputs; displayed values and growth are calculated: Separate professional-service appointments cover project controls, design oversight and interface management; the broader construction budget is not used as screening-service revenue. ([neccontract.com](https://www.neccontract.com/projects/hold-baggage-screening-upgrade-dublin-and-cork-airports-ireland))
- Evidence informing forecast-year allocation inputs; displayed values and growth are calculated: Separate professional-service appointments cover project controls, design oversight and interface management; the broader construction budget is not used as screening-service revenue. ([neccontract.com](https://www.neccontract.com/projects/hold-baggage-screening-upgrade-dublin-and-cork-airports-ireland))
- Evidence informing base-year allocation inputs; displayed values and growth are calculated: Describes three upgraded hold-baggage systems delivered through separate construction, baggage-integration and advisory appointments, completed in March 2023. Supports integrated-system attribution without assuming a universal single-prime model.
- Evidence informing forecast-year allocation inputs; displayed values and growth are calculated: Describes three upgraded hold-baggage systems delivered through separate construction, baggage-integration and advisory appointments, completed in March 2023. Supports integrated-system attribution without assuming a universal single-prime model.

29. Corporate Plan 2025-26 to 2029-30 Summary - Financial Overview
    - Evidence informing base-year allocation inputs; displayed values and growth are calculated: CATSA distinguishes major-checkpoint CT replacement from single-view-to-multiview replacement elsewhere, supporting application-specific projection demand and forecast assumptions. It also discloses capital funding subject to reprofile approval. ([catsa-acsta.gc.ca](https://www.catsa-acsta.gc.ca/en/publications/corporate-plan-2025-xx.xx-2029-xx.xx/financial-overview))
    - Evidence informing forecast-year allocation inputs; displayed values and growth are calculated: CATSA distinguishes major-checkpoint CT replacement from single-view-to-multiview replacement elsewhere, supporting application-specific projection demand and forecast assumptions. It also discloses capital funding subject to reprofile approval. ([catsa-acsta.gc.ca](https://www.catsa-acsta.gc.ca/en/publications/corporate-plan-2025-xx.xx-2029-xx.xx/financial-overview))
    - Evidence informing base-year allocation inputs; displayed values and growth are calculated: Identifies single-view equipment as a replacement population, supporting the modeled displacement mechanism rather than an observed global share.
    - Evidence informing forecast-year allocation inputs; displayed values and growth are calculated: Identifies single-view equipment as a replacement population, supporting the modeled displacement mechanism rather than an observed global share.
    - Evidence informing base-year allocation inputs; displayed values and growth are calculated: Multiview remains a planned purchasing destination at non-passenger checkpoints and Class xx.xx airports, qualifying universal CT substitution.
    - Evidence informing forecast-year allocation inputs; displayed values and growth are calculated: Multiview remains a planned purchasing destination at non-passenger checkpoints and Class xx.xx airports, qualifying universal CT substitution.
    - Evidence informing base-year allocation inputs; displayed values and growth are calculated: CT replacement is a stated major-checkpoint investment priority, subject to funding and delivery risks; this supports direction, not the modeled global share.
    - Evidence informing forecast-year allocation inputs; displayed values and growth are calculated: CT replacement is a stated major-checkpoint investment priority, subject to funding and delivery risks; this supports direction, not the modeled global share.
    - Evidence informing base-year allocation inputs; displayed values and growth are calculated: The plan includes additional screening equipment and expansion of existing hold-baggage screening capacity. Its FY2025/xx.xx capital budget is C$xx.xx across mixed activities; plans are not recognized supplier revenue.
    - Evidence informing forecast-year allocation inputs; displayed values and growth are calculated: The plan includes additional screening equipment and expansion of existing hold-baggage screening capacity. Its FY2025/xx.xx capital budget is C$xx.xx across mixed activities; plans are not recognized supplier revenue.
    - Evidence informing base-year allocation inputs; displayed values and growth are calculated: The plan distinguishes replacement of checkpoint X-ray equipment with CT and asset lifecycle renewal from additional capacity. Funding, partner timing and reprofiling qualify forecast realization.
    - Evidence informing forecast-year allocation inputs; displayed values and growth are calculated: The plan distinguishes replacement of checkpoint X-ray equipment with CT and asset lifecycle renewal from additional capacity. Funding, partner timing and reprofiling qualify forecast realization.
30. ECAC CEP Public Equipment List - Explosive Detection Systems, Update 18 April 2025
    - Evidence informing base-year allocation inputs; displayed values and growth are calculated: The April xx.xx 2025 list retains XRD xx.xx supporting the legacy commercial-category premise but not the assumed installed cohort or sales volume. ([ecac-ceac.org](https://www.ecac-ceac.org/images/activities/security/ECAC-CEP-EDS-equipment_public_list_update_20250418.pdf))
    - Evidence informing forecast-year allocation inputs; displayed values and growth are calculated: The April xx.xx 2025 list retains XRD xx.xx supporting the legacy commercial-category premise but not the assumed installed cohort or sales volume. ([ecac-ceac.org](https://www.ecac-ceac.org/images/activities/security/ECAC-CEP-EDS-equipment_public_list_update_20250418.pdf))

31. Partners - HALO X-ray Technologies Ltd

· Evidence informing base-year allocation inputs; displayed values and growth are calculated: Named airport pilots and approximately USD xx.xx and USD xx.xx development programs establish commercialization activity and program scale, not realized annual XRD equipment revenue. ([haloxray.com](https://www.haloxray.com/partners))

· Evidence informing forecast-year allocation inputs; displayed values and growth are calculated: Named airport pilots and approximately USD xx.xx and USD xx.xx development programs establish commercialization activity and program scale, not realized annual XRD equipment revenue. ([haloxray.com](https://www.haloxray.com/partners))

32. Explosives Trace Detectors (ETDs): Market Survey Report, November 2021

· Evidence informing base-year allocation inputs; displayed values and growth are calculated: Historical IONSCAN xx.xx list-price configurations around USD xx.xx-xx.xx constrain the IMS price class; they do not establish 2025 purchasing volumes or realizations. ([dhs.gov](https://dhs.gov/sites/default/files/2021-xx.xx/SAVER_Explosives%20Trace%20Detectors%20MSR_08Nov2021_Final-xx.xx.pdf))

· Evidence informing forecast-year allocation inputs; displayed values and growth are calculated: Historical IONSCAN xx.xx list-price configurations around USD xx.xx-xx.xx constrain the IMS price class; they do not establish 2025 purchasing volumes or realizations. ([dhs.gov](https://dhs.gov/sites/default/files/2021-xx.xx/SAVER_Explosives%20Trace%20Detectors%20MSR_08Nov2021_Final-xx.xx.pdf))

· Evidence informing base-year allocation inputs; displayed values and growth are calculated: The Fido X4 historical USD xx.xx list-price benchmark supports the explicit nominal-price bridge; baggage attribution and unit mix remain modeled.

· Evidence informing forecast-year allocation inputs; displayed values and growth are calculated: The Fido X4 historical USD xx.xx list-price benchmark supports the explicit nominal-price bridge; baggage attribution and unit mix remain modeled.

33. Astrotech Corporation - Form 10-K for the Fiscal Year Ended June 30, 2025

· Evidence informing base-year allocation inputs; displayed values and growth are calculated: Discloses FY2025 product and service revenue, xx.xx deployment locations, and a six-unit USD xx.xx order. These provide a price comparator and supplier-scale check, not baggage-only revenue. ([sec.gov](https://www.sec.gov/Archives/edgar/data/xx.xx/xx.xx/astc20250630_10k.htm))

· Evidence informing forecast-year allocation inputs; displayed values and growth are calculated: Discloses FY2025 product and service revenue, xx.xx deployment locations, and a six-unit USD xx.xx order. These provide a price comparator and supplier-scale check, not baggage-only revenue. ([sec.gov](https://www.sec.gov/Archives/edgar/data/xx.xx/xx.xx/astc20250630_10k.htm))

34. Astrotech Corporation - Form 10-K for the Fiscal Year Ended June 30, 2026

· Evidence informing base-year allocation inputs; displayed values and growth are calculated: Reports eight TRACER units sold in FY2025 versus three in FY2026, identifies grant-related revenue within FY2025 product revenue, and describes a potential subsidiary sale. These constrain MS attribution and forecast optimism. ([sec.gov](https://www.sec.gov/Archives/edgar/data/xx.xx/xx.xx/astc20260630_10k.htm))

· Evidence informing forecast-year allocation inputs; displayed values and growth are calculated: Reports eight TRACER units sold in FY2025 versus three in FY2026, identifies grant-related revenue within FY2025 product revenue, and describes a potential subsidiary sale. These constrain MS attribution and forecast optimism. ([sec.gov](https://www.sec.gov/Archives/edgar/data/xx.xx/xx.xx/astc20260630_10k.htm))

35. Liquid Explosive Detector, Bottle Liquid Scanner, Insight - Agilent

· Evidence informing base-year allocation inputs; displayed values and growth are calculated: Identifies Raman-based airport resolution products and dated September 2025 launch and May 2026 contract announcements. Supports category continuity and adoption premises, not global unit or revenue shares. ([agilent.com](https://www.agilent.com/en/product/molecular-spectroscopy/raman-spectroscopy/raman-aviation-security-systems/insight-series-alarm-resolution-systems))

· Evidence informing forecast-year allocation inputs; displayed values and growth are calculated: Identifies Raman-based airport resolution products and dated September 2025 launch and May 2026 contract announcements. Supports category continuity and adoption premises, not global unit or revenue shares. ([agilent.com](https://www.agilent.com/en/product/molecular-spectroscopy/raman-spectroscopy/raman-aviation-security-systems/insight-series-alarm-resolution-systems))

36. Bottle Liquid Scanner for Sale from China - Securina

· Evidence informing base-year allocation inputs; displayed values and growth are calculated: Positions microwave-based liquid-screening products for airports and customs. Supports commercial classification only; prices, authorization and purchasing weights remain assumptions. ([securinadetection.com](https://www.securinadetection.com/Bottle-Liquid-Scanner-Manufacturer-China.html))

· Evidence informing forecast-year allocation inputs; displayed values and growth are calculated: Positions microwave-based liquid-screening products for airports and customs. Supports commercial classification only; prices, authorization and purchasing weights remain assumptions. ([securinadetection.com](https://www.securinadetection.com/Bottle-Liquid-Scanner-Manufacturer-China.html))

37. Quick, Accurate Threat-Detection Scanner for Liquid, Aerosol, and Gels Eases and Secures Air Travel Worldwide

· Evidence informing base-year allocation inputs; displayed values and growth are calculated: Identifies LS10 as a complete commercial liquid scanner combining RF and ultrasonic capabilities, supporting nonduplicative complete-product attribution. ([battelle.org](https://www.battelle.org/insights/case-studies/case-study-details/quick-accurate-threat-detection-scanner-for-liquid-aerosol-and-gels-eases-and-secures-air-travel-worldwide))

· Evidence informing forecast-year allocation inputs; displayed values and growth are calculated: Identifies LS10 as a complete commercial liquid scanner combining RF and ultrasonic capabilities, supporting nonduplicative complete-product attribution. ([battelle.org](https://www.battelle.org/insights/case-studies/case-study-details/quick-accurate-threat-detection-scanner-for-liquid-aerosol-and-gels-eases-and-secures-air-travel-worldwide))

38. ECAC CEP Public Equipment List - Liquid Explosive Detection Systems, Update 10 July 2025

· Evidence informing base-year allocation inputs; displayed values and growth are calculated: The July xx.xx 2025 list includes One Resonance Sensors MobiLab BLS. This supports retained listed status for a named product, not active supply, paid installed stock or observed receipts. ([ecac-ceac.org](https://www.ecac-ceac.org/images/activities/security/ECAC-CEP-LEDS%20equipment%20public%20list-update%xx.xx-xx.xx-rev1.pdf))

· Evidence informing forecast-year allocation inputs; displayed values and growth are calculated: The July xx.xx 2025 list includes One Resonance Sensors MobiLab BLS. This supports retained listed status for a named product, not active supply, paid installed stock or observed receipts. ([ecac-ceac.org](https://www.ecac-ceac.org/images/activities/security/ECAC-CEP-LEDS%20equipment%20public%20list-update%xx.xx-xx.xx-rev1.pdf))

39. MobiLab BLS Bottled Liquid Scanner Endorsed By European Civil Aviation Conference

· Evidence informing base-year allocation inputs; displayed values and growth are calculated: The company's May xx.xx 2014 announcement identifies MobiLab BLS as an NMR-based airport liquid scanner and states that orders were being accepted. Establishes historical commercial offering, not 2025 deliveries. ([prnewswire.com](https://www.prnewswire.com/news-releases/mobilab-bls-bottled-liquid-scanner-endorsed-by-european-civil-aviation-conference-xx.xx.html))

· Evidence informing forecast-year allocation inputs; displayed values and growth are calculated: The company's May xx.xx 2014 announcement identifies MobiLab BLS as an NMR-based airport liquid scanner and states that orders were being accepted. Establishes historical commercial offering, not 2025 deliveries. ([prnewswire.com](https://www.prnewswire.com/news-releases/mobilab-bls-bottled-liquid-scanner-endorsed-by-european-civil-aviation-conference-xx.xx.html))

40. SafePointe BLS Powered by ORS - Bottled Liquid Explosives Detection Solution

    · Evidence informing base-year allocation inputs; displayed values and growth are calculated: The branded supplier brochure documents an ORS-powered bottled-liquid product channel. Its availability does not establish current orders or support continuity; it supports only the legacy-channel modeling premise. ([uploads-ssl.webflow.com](https://uploads-ssl.webflow.com/608330bcae48962bf6d7ff37/6149f80be6c30d34b5e3debe_BLS-Flyer-Compressed.pdf))

    · Evidence informing forecast-year allocation inputs; displayed values and growth are calculated: The branded supplier brochure documents an ORS-powered bottled-liquid product channel. Its availability does not establish current orders or support continuity; it supports only the legacy-channel modeling premise. ([uploads-ssl.webflow.com](https://uploads-ssl.webflow.com/608330bcae48962bf6d7ff37/6149f80be6c30d34b5e3debe_BLS-Flyer-Compressed.pdf))

41. Florida Division of Corporations - One Resonance Sensors, LLC, Entity Detail

    · Evidence informing base-year allocation inputs; displayed values and growth are calculated: The official registry records One Resonance Sensors, LLC as inactive following administrative dissolution on September xx.xx 2019. This counterevidence constrains continuity assumptions but does not prove zero surviving product support. ([search.sunbiz.org](https://search.sunbiz.org/Inquiry/CorporationSearch/SearchResultDetail?aggregateId=flal-l11000122986-c57f60b3-690d-4c87-836a-9aeb045075e8&directionType=CurrentList&inquirytype=EntityName&listNameOrder=ONERESONANCESENSORS+L110001229860&searchNameOrder=ONERESONANCESENSORS+L110001229860&searchTerm=ONE+RED+AMPERSAND+LLC))

    · Evidence informing forecast-year allocation inputs; displayed values and growth are calculated: The official registry records One Resonance Sensors, LLC as inactive following administrative dissolution on September xx.xx 2019. This counterevidence constrains continuity assumptions but does not prove zero surviving product support. ([search.sunbiz.org](https://search.sunbiz.org/Inquiry/CorporationSearch/SearchResultDetail?aggregateId=flal-l11000122986-c57f60b3-690d-4c87-836a-9aeb045075e8&directionType=CurrentList&inquirytype=EntityName&listNameOrder=ONERESONANCESENSORS+L110001229860&searchNameOrder=ONERESONANCESENSORS+L110001229860&searchTerm=ONE+RED+AMPERSAND+LLC))

42. Explosive Detection - Teledyne FLIR Defense

    · Evidence informing base-year allocation inputs; displayed values and growth are calculated: Lists offered Fido X-series products and service support, supporting commercial offering continuity only, not airport-specific eligibility or sales weights. ([flir.com](https://www.flir.com/threat-detection/explosives/))

    · Evidence informing forecast-year allocation inputs; displayed values and growth are calculated: Lists offered Fido X-series products and service support, supporting commercial offering continuity only, not airport-specific eligibility or sales weights. ([flir.com](https://www.flir.com/threat-detection/explosives/))

43. Scintrex Trace E3500 Explosive Trace Detection Unit - SecurityPro USA

    · Evidence informing base-year allocation inputs; displayed values and growth are calculated: The distributor offers E3500 chemiluminescence equipment and identifies customs/border applications. Supports a commercial category lead, not measured airport purchasing or the assumed price. ([securityprousa.com](https://www.securityprousa.com/collections/explosive-detection/products/scintrex-trace-e3500-explosive-trace-detection-unit))

    · Evidence informing forecast-year allocation inputs; displayed values and growth are calculated: The distributor offers E3500 chemiluminescence equipment and identifies customs/border applications. Supports a commercial category lead, not measured airport purchasing or the assumed price. ([securityprousa.com](https://www.securityprousa.com/collections/explosive-detection/products/scintrex-trace-e3500-explosive-trace-detection-unit))

44. Portable Explosive Detector - Trace Detector EVD-3000+
    - Evidence informing base-year allocation inputs; displayed values and growth are calculated: The distributor offers EVD-xx.xx+ thermo-redox equipment. Supports offered-product classification, not airport authorization, purchasing volume or the modeled realization. ([securityprousa.com](https://www.securityprousa.com/products/scintrex-trace-evd-xx.xx-portable-trace-detection-unit))
    - Evidence informing forecast-year allocation inputs; displayed values and growth are calculated: The distributor offers EVD-xx.xx+ thermo-redox equipment. Supports offered-product classification, not airport authorization, purchasing volume or the modeled realization. ([securityprousa.com](https://www.securityprousa.com/products/scintrex-trace-evd-xx.xx-portable-trace-detection-unit))
45. CATSA's Purchase Order Terms and Conditions
    - Evidence informing base-year allocation inputs; displayed values and growth are calculated: Contract terms constrain maintenance, parts and consumables escalation, qualifying unrestricted aftermarket pricing assumptions in the projection lifecycle model. ([catsa-acsta.gc.ca](https://www.catsa-acsta.gc.ca/en/publications/catsa-s-purchase-order-terms-and-conditions))
    - Evidence informing forecast-year allocation inputs; displayed values and growth are calculated: Contract terms constrain maintenance, parts and consumables escalation, qualifying unrestricted aftermarket pricing assumptions in the projection lifecycle model. ([catsa-acsta.gc.ca](https://www.catsa-acsta.gc.ca/en/publications/catsa-s-purchase-order-terms-and-conditions))
    - Evidence informing base-year allocation inputs; displayed values and growth are calculated: Contractual price limits constrain the pricing premise, but do not verify CT-specific global support receipts.
    - Evidence informing forecast-year allocation inputs; displayed values and growth are calculated: Contractual price limits constrain the pricing premise, but do not verify CT-specific global support receipts.
    - Evidence informing base-year allocation inputs; displayed values and growth are calculated: Maintenance and consumable escalation limits qualify the trace-platform pricing assumption rather than establishing the modeled IMS share.
    - Evidence informing forecast-year allocation inputs; displayed values and growth are calculated: Maintenance and consumable escalation limits qualify the trace-platform pricing assumption rather than establishing the modeled IMS share.
    - Evidence informing base-year allocation inputs; displayed values and growth are calculated: The pre-existing-software clause grants broad license rights without transferring ownership; proprietary ownership alone therefore cannot establish the Closed revenue numerator. ([catsa-acsta.gc.ca](https://www.catsa-acsta.gc.ca/en/publications/catsa-s-purchase-order-terms-and-conditions))
    - Evidence informing forecast-year allocation inputs; displayed values and growth are calculated: The pre-existing-software clause grants broad license rights without transferring ownership; proprietary ownership alone therefore cannot establish the Closed revenue numerator. ([catsa-acsta.gc.ca](https://www.catsa-acsta.gc.ca/en/publications/catsa-s-purchase-order-terms-and-conditions))
    - Evidence informing base-year allocation inputs; displayed values and growth are calculated: Software modification rights are not themselves proof of standards-based interfaces or independent component substitution; supports conservative classification. ([catsa-acsta.gc.ca](https://www.catsa-acsta.gc.ca/en/publications/catsa-s-purchase-order-terms-and-conditions))
    - Evidence informing forecast-year allocation inputs; displayed values and growth are calculated: Software modification rights are not themselves proof of standards-based interfaces or independent component substitution; supports conservative classification. ([catsa-acsta.gc.ca](https://www.catsa-acsta.gc.ca/en/publications/catsa-s-purchase-order-terms-and-conditions))

46. Liquids Scanner for Airport Security - UC Davis
    - Evidence informing base-year allocation inputs; displayed values and growth are calculated: The February xx.xx 2011 account establishes a development contract and licensing relationship. Its development allocation is excluded from 2025 receipts and does not establish a surviving commercial cohort. ([ucdavis.edu](https://www.ucdavis.edu/news/liquids-scanner-airport-security))
    - Evidence informing forecast-year allocation inputs; displayed values and growth are calculated: The February xx.xx 2011 account establishes a development contract and licensing relationship. Its development allocation is excluded from 2025 receipts and does not establish a surviving commercial cohort. ([ucdavis.edu](https://www.ucdavis.edu/news/liquids-scanner-airport-security))
47. Open Architecture for Airport Security Systems, Second Edition
    - Evidence informing base-year allocation inputs; displayed values and growth are calculated: Distinguishes proprietary integration from interoperable connections, supporting the category boundary rather than an observed revenue share. ([aci-europe.org](https://aci-europe.org/downloads/resources/Open%20Architecture%20for%20Airport%20Security%20Systems%202nd%20Edition.pdf))
    - Evidence informing forecast-year allocation inputs; displayed values and growth are calculated: Distinguishes proprietary integration from interoperable connections, supporting the category boundary rather than an observed revenue share. ([aci-europe.org](https://aci-europe.org/downloads/resources/Open%20Architecture%20for%20Airport%20Security%20Systems%202nd%20Edition.pdf))
    - Evidence informing base-year allocation inputs; displayed values and growth are calculated: Integration does not guarantee interoperability; this constrains attribution of vendor-mediated configurations. ([aci-europe.org](https://aci-europe.org/downloads/resources/Open%20Architecture%20for%20Airport%20Security%20Systems%202nd%20Edition.pdf))
    - Evidence informing forecast-year allocation inputs; displayed values and growth are calculated: Integration does not guarantee interoperability; this constrains attribution of vendor-mediated configurations. ([aci-europe.org](https://aci-europe.org/downloads/resources/Open%20Architecture%20for%20Airport%20Security%20Systems%202nd%20Edition.pdf))
    - Evidence informing base-year allocation inputs; displayed values and growth are calculated: Allows identified partial compliance and discusses accountable integration responsibilities; supports scoped open attribution, not whole-purchase reclassification. ([aci-europe.org](https://aci-europe.org/downloads/resources/Open%20Architecture%20for%20Airport%20Security%20Systems%202nd%20Edition.pdf))
    - Evidence informing forecast-year allocation inputs; displayed values and growth are calculated: Allows identified partial compliance and discusses accountable integration responsibilities; supports scoped open attribution, not whole-purchase reclassification. ([aci-europe.org](https://aci-europe.org/downloads/resources/Open%20Architecture%20for%20Airport%20Security%20Systems%202nd%20Edition.pdf))

48. CATSA 2025 Annual Report - Overview of Activities

- Evidence informing base-year allocation inputs; displayed values and growth are calculated: Reports xx.xx CATSA Plus lines across xx.xx airports serving more than xx.xx% of passengers in 2024/xx.xx; provides an independent integration-activity check, not a direct value allocation. ([catsa-acsta.gc.ca](https://www.catsa-acsta.gc.ca/en/publications/2025-annual-report/overview-activities))
- Evidence informing forecast-year allocation inputs; displayed values and growth are calculated: Reports xx.xx CATSA Plus lines across xx.xx airports serving more than xx.xx% of passengers in 2024/xx.xx; provides an independent integration-activity check, not a direct value allocation. ([catsa-acsta.gc.ca](https://www.catsa-acsta.gc.ca/en/publications/2025-annual-report/overview-activities))
- Evidence informing base-year allocation inputs; displayed values and growth are calculated: The reported modernized passenger coverage constrains an assumption of universally standalone activity, while leaving commercial architecture and revenue attribution unresolved. ([catsa-acsta.gc.ca](https://www.catsa-acsta.gc.ca/en/publications/2025-annual-report/overview-activities))
- Evidence informing forecast-year allocation inputs; displayed values and growth are calculated: The reported modernized passenger coverage constrains an assumption of universally standalone activity, while leaving commercial architecture and revenue attribution unresolved. ([catsa-acsta.gc.ca](https://www.catsa-acsta.gc.ca/en/publications/2025-annual-report/overview-activities))
- Evidence informing forecast-year allocation inputs; displayed values and growth are calculated: The annual report identifies enhanced non-passenger requirements and implementation planned from spring 2025. This supports a conditional modernization premise, not the modeled global uptake factor.
- Evidence informing base-year allocation inputs; displayed values and growth are calculated: Reports xx.xx CATSA Plus lines and more than xx.xx% passenger coverage in 2024/xx.xx; provides a Canadian adoption comparator, not a global local-review revenue weight. ([catsa-acsta.gc.ca](https://www.catsa-acsta.gc.ca/en/publications/2025-annual-report/overview-activities))
- Evidence informing forecast-year allocation inputs; displayed values and growth are calculated: Reports xx.xx CATSA Plus lines and more than xx.xx% passenger coverage in 2024/xx.xx; provides a Canadian adoption comparator, not a global local-review revenue weight. ([catsa-acsta.gc.ca](https://www.catsa-acsta.gc.ca/en/publications/2025-annual-report/overview-activities))
- Evidence informing base-year allocation inputs; displayed values and growth are calculated: Identifies remote screening within CATSA Plus and quantifies deployment; constrains the commercial-adoption premise but does not establish each review room's location. ([catsa-acsta.gc.ca](https://www.catsa-acsta.gc.ca/en/publications/2025-annual-report/overview-activities))
- Evidence informing forecast-year allocation inputs; displayed values and growth are calculated: Identifies remote screening within CATSA Plus and quantifies deployment; constrains the commercial-adoption premise but does not establish each review room's location. ([catsa-acsta.gc.ca](https://www.catsa-acsta.gc.ca/en/publications/2025-annual-report/overview-activities))
- Evidence informing base-year allocation inputs; displayed values and growth are calculated: Deployment coverage constrains the addressable network-enabled pool; it does not disclose hybrid contracts or justify the modeled hybrid percentage. ([catsa-acsta.gc.ca](https://www.catsa-acsta.gc.ca/en/publications/2025-annual-report/overview-activities))
- Evidence informing forecast-year allocation inputs; displayed values and growth are calculated: Deployment coverage constrains the addressable network-enabled pool; it does not disclose hybrid contracts or justify the modeled hybrid percentage. ([catsa-acsta.gc.ca](https://www.catsa-acsta.gc.ca/en/publications/2025-annual-report/overview-activities))

49. CATSA - Beyond the Checkpoint, December 2025

- Evidence informing base-year allocation inputs; displayed values and growth are calculated: Reports xx.xx operational CT machines at eight airports and a modular-line average of xx.xx passengers per hour versus xx.xx for traditional multi-split lines; supports the bounded throughput-to-unit bridge and phased-deployment premise. ([catsa-acsta.gc.ca](https://www.catsa-acsta.gc.ca/en/about-us/beyond-checkpoint-2025-december))
- Evidence informing forecast-year allocation inputs; displayed values and growth are calculated: Reports xx.xx operational CT machines at eight airports and a modular-line average of xx.xx passengers per hour versus xx.xx for traditional multi-split lines; supports the bounded throughput-to-unit bridge and phased-deployment premise. ([catsa-acsta.gc.ca](https://www.catsa-acsta.gc.ca/en/about-us/beyond-checkpoint-2025-december))

50. Smiths Detection Delivers Fully Automated International Remote Baggage Screening System Between South Korea and the United States

- Evidence informing base-year allocation inputs; displayed values and growth are calculated: The January xx.xx 2026 disclosure identifies xx.xx software licenses and DICOS V3.xx.xx exchange, and dates operational service to August 2025. Supports commercial standards-based activity and forecast feasibility, not an observed global share or a confirmed 2025 license inventory. ([smithsdetection.com](https://www.smithsdetection.com/press-releases/smiths-detection-delivers-fully-automated-international-remote-baggage-screening-system-between-south-korea-and-the-united-states/))
- Evidence informing forecast-year allocation inputs; displayed values and growth are calculated: The January xx.xx 2026 disclosure identifies xx.xx software licenses and DICOS V3.xx.xx exchange, and dates operational service to August 2025. Supports commercial standards-based activity and forecast feasibility, not an observed global share or a confirmed 2025 license inventory. ([smithsdetection.com](https://www.smithsdetection.com/press-releases/smiths-detection-delivers-fully-automated-international-remote-baggage-screening-system-between-south-korea-and-the-united-states/))

51. SeeTrue Marks Milestone with Over 100 X-ray Checkpoint Installations of Advanced AI-Based Threat Detection Software

- Evidence informing base-year allocation inputs; displayed values and growth are calculated: The December xx.xx 2024 announcement reports the 100th operational screening lane across airports and other sectors. Provides a limited commercial-adoption scale check; it is neither airport-only nor a census of standards-based entitlements. ([seetrue.ai](https://www.seetrue.ai/seetrue-marks-milestone-with-over-xx.xx-x-ray-checkpoint-installations-of-advanced-ai-based-threat-detection-software/))
- Evidence informing forecast-year allocation inputs; displayed values and growth are calculated: The December xx.xx 2024 announcement reports the 100th operational screening lane across airports and other sectors. Provides a limited commercial-adoption scale check; it is neither airport-only nor a census of standards-based entitlements. ([seetrue.ai](https://www.seetrue.ai/seetrue-marks-milestone-with-over-xx.xx-x-ray-checkpoint-installations-of-advanced-ai-based-threat-detection-software/))

52. Scarabee's Checkpoint Property Screening System to be deployed at DEN

- Evidence informing base-year allocation inputs; displayed values and growth are calculated: Describes a xx.xx-lane Denver award combining Scarabee lanes with Smiths scanners. Corroborates a commercial mixed-supplier integration route; an award is not realized annual revenue or proof of unrestricted interoperability. ([daifukuatec.com](https://daifukuatec.com/news/scarabees-checkpoint-property-screening-system-to-be-deployed-at-den))
- Evidence informing forecast-year allocation inputs; displayed values and growth are calculated: Describes a xx.xx-lane Denver award combining Scarabee lanes with Smiths scanners. Corroborates a commercial mixed-supplier integration route; an award is not realized annual revenue or proof of unrestricted interoperability. ([daifukuatec.com](https://daifukuatec.com/news/scarabees-checkpoint-property-screening-system-to-be-deployed-at-den))

53. CATSA Annual Report 2024 - Management's Discussion and Analysis

- Evidence informing base-year allocation inputs; displayed values and growth are calculated: FY2023/xx.xx pre-board capital appropriations used of C$xx.xx provide the second period in the non-passenger-to-cabin purchasing comparison.
- Evidence informing base-year allocation inputs; displayed values and growth are calculated: FY2023/xx.xx non-passenger capital appropriations used of C$xx.xx enter the two-period activity proxy; they do not identify the property-only fraction.
- Evidence informing forecast-year allocation inputs; displayed values and growth are calculated: FY2023/xx.xx non-passenger capital appropriations used of C$xx.xx enter the two-period activity proxy; they do not identify the property-only fraction.

54. Smiths Detection confirm order of 91 advanced scanners for new terminals at Moscow Sheremetyevo International Airport
    - Evidence informing base-year allocation inputs; displayed values and growth are calculated: The dated airport deployment includes xx.xx entrance baggage systems and xx.xx cabin-checkpoint systems. Their ratio supplies a historical relative-density proxy, subsequently discounted for assumed global coverage.
    - Evidence informing forecast-year allocation inputs; displayed values and growth are calculated: The dated airport deployment includes xx.xx entrance baggage systems and xx.xx cabin-checkpoint systems. Their ratio supplies a historical relative-density proxy, subsequently discounted for assumed global coverage.
55. Cochin International Airport Selects Smiths Detection's CTX 9800 for Next-Generation Hold Baggage Screening
    - Evidence informing base-year allocation inputs; displayed values and growth are calculated: The May 2017 deployment identifies xx.xx customs baggage systems alongside four hold-baggage systems. This supports the customs-intensive historical configuration proxy, not current global fleet or revenue observations.
    - Evidence informing forecast-year allocation inputs; displayed values and growth are calculated: The May 2017 deployment identifies xx.xx customs baggage systems alongside four hold-baggage systems. This supports the customs-intensive historical configuration proxy, not current global fleet or revenue observations.
56. CATSA Functions, Programs and Activities
    - Evidence informing base-year allocation inputs; displayed values and growth are calculated: Hold-baggage activities include equipment purchase, baggage-handling integration and equipment maintenance, supporting the checked-baggage capital and lifecycle boundary.
    - Evidence informing forecast-year allocation inputs; displayed values and growth are calculated: Hold-baggage activities include equipment purchase, baggage-handling integration and equipment maintenance, supporting the checked-baggage capital and lifecycle boundary.
    - Evidence informing base-year allocation inputs; displayed values and growth are calculated: Non-passenger screening covers airport workers and their belongings; only attributable property-screening offerings enter this allocation.
    - Evidence informing forecast-year allocation inputs; displayed values and growth are calculated: Non-passenger screening covers airport workers and their belongings; only attributable property-screening offerings enter this allocation.
57. Fraport TAV Antalya Airport - About the security control itself
    - Evidence informing base-year allocation inputs; displayed values and growth are calculated: The airport operator distinguishes terminal-entry security from a subsequent checkpoint. This supports a separate entrance-screening mission while providing no global prevalence or spending share.
    - Evidence informing forecast-year allocation inputs; displayed values and growth are calculated: The airport operator distinguishes terminal-entry security from a subsequent checkpoint. This supports a separate entrance-screening mission while providing no global prevalence or spending share.
58. EMSD VoiceLink, Issue 79, June 2026 - EMSD Provides Comprehensive Support for Terminal 2 Commissioning
    - Evidence informing forecast-year allocation inputs; displayed values and growth are calculated: The June 2026 account identifies baggage-and-parcel equipment procurement and installation for the customs authority at Terminal xx.xx. It supports a separate commissioning mission but does not isolate baggage expenditure.
59. GAO-26-107811 - Guam: Considerations for Evaluating Alternative Customs Models and Potential Economic Effects
    - Evidence informing base-year allocation inputs; displayed values and growth are calculated: The audit identifies two historical airport-customs baggage systems inactive for years and delayed replacement procurement. This challenges conversion of installed stock or acknowledged need directly into annual equipment and support revenue.
    - Evidence informing forecast-year allocation inputs; displayed values and growth are calculated: The audit identifies two historical airport-customs baggage systems inactive for years and delayed replacement procurement. This challenges conversion of installed stock or acknowledged need directly into annual equipment and support revenue.

60. Bank of Canada - Annual exchange rates
    - Evidence informing base-year allocation inputs; displayed values and growth are calculated: Annual exchange-rate observations support the inherited fiscal-period approximation of xx.xx Canadian dollars per U.S. dollar; this is not a transaction-weighted exchange rate.
    - Evidence informing forecast-year allocation inputs; displayed values and growth are calculated: Annual exchange-rate observations support the inherited fiscal-period approximation of xx.xx Canadian dollars per U.S. dollar; this is not a transaction-weighted exchange rate.
61. Japan's leading airline revolutionizes check in experience with new Smiths Detection technology
    - Evidence informing base-year allocation inputs; displayed values and growth are calculated: The August 2023 announcement identifies JAL as customer for five screening ecosystems and reports xx.xx deployed iLane units across Japan. These are historical commercial-stock anchors, not an airline-only fleet or 2025 sales observation.
    - Evidence informing forecast-year allocation inputs; displayed values and growth are calculated: The August 2023 announcement identifies JAL as customer for five screening ecosystems and reports xx.xx deployed iLane units across Japan. These are historical commercial-stock anchors, not an airline-only fleet or 2025 sales observation.
62. Narita International Airport anticipates threats with integrated solutions
    - Evidence informing base-year allocation inputs; displayed values and growth are calculated: Identifies Narita airport as a screening-technology customer and describes xx.xx lane-related installations, qualifying any assumption that the supplier's Japanese installed stock was purchased entirely by airlines.
    - Evidence informing forecast-year allocation inputs; displayed values and growth are calculated: Identifies Narita airport as a screening-technology customer and describes xx.xx lane-related installations, qualifying any assumption that the supplier's Japanese installed stock was purchased entirely by airlines.
63. MLIT - 保安検査の実施主体が変わります！ - June 27, 2025
    - Evidence informing forecast-year allocation inputs; displayed values and growth are calculated: The June xx.xx 2025 announcement targets transfer of security-screening responsibility from airlines to airport managers, with leading cases targeted in FY2026. Supports a conditional reduction in airline purchasing, not an observed contract-transfer percentage.
    - Evidence informing forecast-year allocation inputs; displayed values and growth are calculated: The transfer direction supports modeled airport-manager purchasing gains. Continued shared financing does not imply equal purchasing shares.
64. ICTS International N.V. - Annual Report for the year ended December 31, 2025
    - Evidence informing base-year allocation inputs; displayed values and growth are calculated: Discloses USD xx.xx company-wide property/equipment purchases and USD xx.xx airport-security revenue in 2025. Supports an asset-light purchasing-intensity proxy; the in-scope fraction and global expansion remain assumptions.
    - Evidence informing forecast-year allocation inputs; displayed values and growth are calculated: Discloses USD xx.xx company-wide property/equipment purchases and USD xx.xx airport-security revenue in 2025. Supports an asset-light purchasing-intensity proxy; the in-scope fraction and global expansion remain assumptions.
65. EU Publications Office - Purchase and maintenance of non-intrusive X-ray inspection equipment for baggage and air cargo volume control
    - Evidence informing base-year allocation inputs; displayed values and growth are calculated: Identifies Autoridade Tributária e Aduaneira as buyer and reports a 2026 award of EUR xx.xx across four lots for baggage/air-cargo inspection equipment and maintenance. Provides a buyer-role and commercial-scale comparator, not 2025 baggage-only annual expenditure.
    - Evidence informing forecast-year allocation inputs; displayed values and growth are calculated: Identifies Autoridade Tributária e Aduaneira as buyer and reports a 2026 award of EUR xx.xx across four lots for baggage/air-cargo inspection equipment and maintenance. Provides a buyer-role and commercial-scale comparator, not 2025 baggage-only annual expenditure.

66. ACI World - Busiest Airports in the World
    - Evidence informing base-year allocation inputs; displayed values and growth are calculated: Reports approximately xx.xx international airport passenger movements in 2025. Half provides an approximate arrival-movement scale check before transfer exclusions, not a customs examination or equipment-purchasing weight.
    - Evidence informing forecast-year allocation inputs; displayed values and growth are calculated: Reports approximately xx.xx international airport passenger movements in 2025. Half provides an approximate arrival-movement scale check before transfer exclusions, not a customs examination or equipment-purchasing weight.
67. Heathrow announces £2.3bn accelerated investment plan to upgrade the UK's international gateway to growth
    - Evidence informing base-year allocation inputs; displayed values and growth are calculated: Reports GBP xx.xx invested in security-lane upgrades during 2024, supporting material airport-directed purchasing. Broader infrastructure obligations and historical timing prevent treating the amount as 2025 in-scope market receipts.
    - Evidence informing forecast-year allocation inputs; displayed values and growth are calculated: Reports GBP xx.xx invested in security-lane upgrades during 2024, supporting material airport-directed purchasing. Broader infrastructure obligations and historical timing prevent treating the amount as 2025 in-scope market receipts.
68. Fraport Assumes Responsibility for Aviation Security Checks at Frankfurt Airport
    - Evidence informing base-year allocation inputs; displayed values and growth are calculated: Documents Fraport's checkpoint-management responsibility from January 2023, six initial CT-equipped lanes and three contracted screening providers. Supports distinguishing an airport commissioning role from regulator oversight and contracted screening labor.
    - Evidence informing forecast-year allocation inputs; displayed values and growth are calculated: Documents Fraport's checkpoint-management responsibility from January 2023, six initial CT-equipped lanes and three contracted screening providers. Supports distinguishing an airport commissioning role from regulator oversight and contracted screening labor.
69. Advanced Cabin Baggage Screening - Computed Tomography Implementation Guide
    - Evidence informing base-year allocation inputs; displayed values and growth are calculated: Distinguishes standalone CT, including equipment-local conveyance, from integrated screening-lane configurations; supports attribution boundaries, not a revenue weight.
    - Evidence informing forecast-year allocation inputs; displayed values and growth are calculated: Distinguishes standalone CT, including equipment-local conveyance, from integrated screening-lane configurations; supports attribution boundaries, not a revenue weight.
    - Evidence informing base-year allocation inputs; displayed values and growth are calculated: Identifies automated tray-return and automated screening-lane integration as commercially distinct configurations; supports the lane-integrated category definition.
    - Evidence informing forecast-year allocation inputs; displayed values and growth are calculated: Identifies automated tray-return and automated screening-lane integration as commercially distinct configurations; supports the lane-integrated category definition.
70. GAO-12-266 - Checked Baggage Screening: TSA Has Deployed Optimal Systems at the Majority of TSA-Regulated Airports, but Could Strengthen Cost Estimates
    - Evidence informing base-year allocation inputs; displayed values and growth are calculated: The December 2011 table reports xx.xx standalone EDS alongside xx.xx in-line EDS; this historical machine-count comparator constrains, but does not determine, the current global allocation.
    - Evidence informing forecast-year allocation inputs; displayed values and growth are calculated: The December 2011 table reports xx.xx standalone EDS alongside xx.xx in-line EDS; this historical machine-count comparator constrains, but does not determine, the current global allocation.
    - Evidence informing base-year allocation inputs; displayed values and growth are calculated: Reports xx.xx in-line EDS across xx.xx in-line systems and distinguishes equipment counts from integrated-system counts; supports the historical configuration bridge.
    - Evidence informing forecast-year allocation inputs; displayed values and growth are calculated: Reports xx.xx in-line EDS across xx.xx in-line systems and distinguishes equipment counts from integrated-system counts; supports the historical configuration bridge.

71. Smiths Detection selected as security technology provider to International Airport Heraklion Crete

- Evidence informing base-year allocation inputs; displayed values and growth are calculated: The September xx.xx 2025 announcement identifies eight cabin CT scanners and eight automated tray-return systems for Heraklion, with installation planned across late 2025 and mid-2026; supports ongoing integrated procurement, not realized annual revenue.
- Evidence informing forecast-year allocation inputs; displayed values and growth are calculated: The September xx.xx 2025 announcement identifies eight cabin CT scanners and eight automated tray-return systems for Heraklion, with installation planned across late 2025 and mid-2026; supports ongoing integrated procurement, not realized annual revenue.

72. Centralised Image Processing: The Impact on Security Checkpoints

- Evidence informing base-year allocation inputs; displayed values and growth are calculated: Distinguishes checkpoint-local image review from separate-room arrangements; supports retaining networked local activity rather than automatically assigning it to remote review. ([casra.ch](https://casra.ch/wp-content/uploads/2021/xx.xx/Kuhn-2017.-Centralised-image-processing.pdf))
- Evidence informing forecast-year allocation inputs; displayed values and growth are calculated: Distinguishes checkpoint-local image review from separate-room arrangements; supports retaining networked local activity rather than automatically assigning it to remote review. ([casra.ch](https://casra.ch/wp-content/uploads/2021/xx.xx/Kuhn-2017.-Centralised-image-processing.pdf))
- Evidence informing base-year allocation inputs; displayed values and growth are calculated: Describes separate screening rooms and established remote hold-baggage review at larger airports; supports the cohort-maturity premise, not a numerical global share. ([casra.ch](https://casra.ch/wp-content/uploads/2021/xx.xx/Kuhn-2017.-Centralised-image-processing.pdf))
- Evidence informing forecast-year allocation inputs; displayed values and growth are calculated: Describes separate screening rooms and established remote hold-baggage review at larger airports; supports the cohort-maturity premise, not a numerical global share. ([casra.ch](https://casra.ch/wp-content/uploads/2021/xx.xx/Kuhn-2017.-Centralised-image-processing.pdf))
- Evidence informing base-year allocation inputs; displayed values and growth are calculated: Describes combined checkpoint and remote-room arrangements, establishing a mixed-location commercial configuration without measuring its prevalence or price. ([casra.ch](https://casra.ch/wp-content/uploads/2021/xx.xx/Kuhn-2017.-Centralised-image-processing.pdf))
- Evidence informing forecast-year allocation inputs; displayed values and growth are calculated: Describes combined checkpoint and remote-room arrangements, establishing a mixed-location commercial configuration without measuring its prevalence or price. ([casra.ch](https://casra.ch/wp-content/uploads/2021/xx.xx/Kuhn-2017.-Centralised-image-processing.pdf))

73. Annual Report 2024 - CATSA's Operating Environment

- Evidence informing base-year allocation inputs; displayed values and growth are calculated: Reports xx.xx CATSA Plus lines and more than xx.xx% passenger coverage in 2023/xx.xx providing the historical comparison rather than a global location allocation. ([catsa-acsta.gc.ca](https://www.catsa-acsta.gc.ca/en/publications/catsa-s-operating-environment))
- Evidence informing forecast-year allocation inputs; displayed values and growth are calculated: Reports xx.xx CATSA Plus lines and more than xx.xx% passenger coverage in 2023/xx.xx providing the historical comparison rather than a global location allocation. ([catsa-acsta.gc.ca](https://www.catsa-acsta.gc.ca/en/publications/catsa-s-operating-environment))
- Evidence informing base-year allocation inputs; displayed values and growth are calculated: Together with the subsequent annual report, supports a seven-line deployment increase without a corresponding increase in reported passenger coverage. ([catsa-acsta.gc.ca](https://www.catsa-acsta.gc.ca/en/publications/catsa-s-operating-environment))
- Evidence informing forecast-year allocation inputs; displayed values and growth are calculated: Together with the subsequent annual report, supports a seven-line deployment increase without a corresponding increase in reported passenger coverage. ([catsa-acsta.gc.ca](https://www.catsa-acsta.gc.ca/en/publications/catsa-s-operating-environment))
- Evidence informing base-year allocation inputs; displayed values and growth are calculated: Provides a historical network-enabled deployment anchor, while leaving the physical mixed-location contract share unmeasured. ([catsa-acsta.gc.ca](https://www.catsa-acsta.gc.ca/en/publications/catsa-s-operating-environment))
- Evidence informing forecast-year allocation inputs; displayed values and growth are calculated: Provides a historical network-enabled deployment anchor, while leaving the physical mixed-location contract share unmeasured. ([catsa-acsta.gc.ca](https://www.catsa-acsta.gc.ca/en/publications/catsa-s-operating-environment))

74. L22020-T-TG Upgrades to the Passenger Search Area, body scanners, EDS C3 cabin baggage screening - Contract Award Notice

- Evidence informing base-year allocation inputs; displayed values and growth are calculated: The January xx.xx 2023 Luton award expressly includes construction of a remote screening room at the airport terminal, supporting separate-room commercial procurement. Its broader scope is not treated as baggage-only annual revenue. ([find-tender.service.gov.uk](https://www.find-tender.service.gov.uk/Notice/xx.xx-2023))
- Evidence informing forecast-year allocation inputs; displayed values and growth are calculated: The January xx.xx 2023 Luton award expressly includes construction of a remote screening room at the airport terminal, supporting separate-room commercial procurement. Its broader scope is not treated as baggage-only annual revenue. ([find-tender.service.gov.uk](https://www.find-tender.service.gov.uk/Notice/xx.xx-2023))

75. Greater Orlando Aviation Authority - Minutes of the February 19, 2025 Meeting

- Evidence informing base-year allocation inputs; displayed values and growth are calculated: Authorizes up to USD xx.xx for baggage-system and Remote Screening Facility network/server separation. Half this ceiling is an explicitly assumed deployment-cost comparator, not observed off-site receipts. ([assets.ctfassets.net](https://assets.ctfassets.net/qiecpoxp4bka/6BCjKImOwJmeZxqtGVdpYR/1e2d759a2c44b5b6d71193cb9927ec75/2025-xx.xx-19_Board_Minutes.pdf))
- Evidence informing forecast-year allocation inputs; displayed values and growth are calculated: Authorizes up to USD xx.xx for baggage-system and Remote Screening Facility network/server separation. Half this ceiling is an explicitly assumed deployment-cost comparator, not observed off-site receipts. ([assets.ctfassets.net](https://assets.ctfassets.net/qiecpoxp4bka/6BCjKImOwJmeZxqtGVdpYR/1e2d759a2c44b5b6d71193cb9927ec75/2025-xx.xx-19_Board_Minutes.pdf))
- Evidence informing base-year allocation inputs; displayed values and growth are calculated: Provides the commercial networking-cost anchor for the modeled transfer from existing on-site pools, avoiding additional market value or duplicate host-equipment attribution. ([assets.ctfassets.net](https://assets.ctfassets.net/qiecpoxp4bka/6BCjKImOwJmeZxqtGVdpYR/1e2d759a2c44b5b6d71193cb9927ec75/2025-xx.xx-19_Board_Minutes.pdf))
- Evidence informing forecast-year allocation inputs; displayed values and growth are calculated: Provides the commercial networking-cost anchor for the modeled transfer from existing on-site pools, avoiding additional market value or duplicate host-equipment attribution. ([assets.ctfassets.net](https://assets.ctfassets.net/qiecpoxp4bka/6BCjKImOwJmeZxqtGVdpYR/1e2d759a2c44b5b6d71193cb9927ec75/2025-xx.xx-19_Board_Minutes.pdf))

76. American and U.S. Customs and Border Protection pilot innovative baggage screening initiative

- Evidence informing base-year allocation inputs; displayed values and growth are calculated: American's April xx.xx 2025 announcement identifies a daily Sydney-Los Angeles IRBS pilot and unchanged screening requirements. It anchors one sampled connection and an assumed partial-year licensing period, not disclosed revenue. ([s202.q4cdn.com](https://s202.q4cdn.com/xx.xx/files/doc_news/American-and-US-Customs-and-Border-Protection-pilot-innovative-baggage-screening-initiative-OPS-OTH-xx.xx-2025.pdf))
- Evidence informing forecast-year allocation inputs; displayed values and growth are calculated: American's April xx.xx 2025 announcement identifies a daily Sydney-Los Angeles IRBS pilot and unchanged screening requirements. It anchors one sampled connection and an assumed partial-year licensing period, not disclosed revenue. ([s202.q4cdn.com](https://s202.q4cdn.com/xx.xx/files/doc_news/American-and-US-Customs-and-Border-Protection-pilot-innovative-baggage-screening-initiative-OPS-OTH-xx.xx-2025.pdf))

77. 델타항공-대한항공, 인천발 애틀랜타 노선 대상 위탁수하물 원격 검색 방식 신규 도입

- Evidence informing base-year allocation inputs; displayed values and growth are calculated: The August xx.xx 2025 announcement identifies the Incheon-Atlanta IRBS arrangement, anchoring a second sampled connection and a partial-year commercial-activity assumption without establishing contract value. ([news.delta.com](https://news.delta.com/delta-and-koreanair-launch-remote-baggage-screening-on-icn-atl-KR))
- Evidence informing forecast-year allocation inputs; displayed values and growth are calculated: The August xx.xx 2025 announcement identifies the Incheon-Atlanta IRBS arrangement, anchoring a second sampled connection and a partial-year commercial-activity assumption without establishing contract value. ([news.delta.com](https://news.delta.com/delta-and-koreanair-launch-remote-baggage-screening-on-icn-atl-KR))

78. United Launches CBP's International Remote Baggage Screening on Select International Flights

· Evidence informing base-year allocation inputs; displayed values and growth are calculated: United's September xx.xx 2025 announcement identifies daily Sydney-San Francisco service and named technology partners, anchoring a third sampled connection. It reports no attributable software or integration receipts. ([united.mediaroom.com](https://united.mediaroom.com/2025-xx.xx-xx.xx-United-Launches-CBPs-International-Remote-Baggage-Screening-on-Select-International-Flights))

· Evidence informing forecast-year allocation inputs; displayed values and growth are calculated: United's September xx.xx 2025 announcement identifies daily Sydney-San Francisco service and named technology partners, anchoring a third sampled connection. It reports no attributable software or integration receipts. ([united.mediaroom.com](https://united.mediaroom.com/2025-xx.xx-xx.xx-United-Launches-CBPs-International-Remote-Baggage-Screening-on-Select-International-Flights))

79. Airline Passengers Face Fewer Bag Checkpoints, Thanks to PNNL, Partners

· Evidence informing forecast-year allocation inputs; displayed values and growth are calculated: The August xx.xx 2026 laboratory release describes implementation on additional routes, including Seoul arrivals at Minneapolis-St. Paul and Detroit. This supports expansion direction, not the forecast connection count, realization or global share. ([pnnl.gov](https://www.pnnl.gov/news-media/airline-passengers-face-fewer-bag-checkpoints-thanks-pnnl-partners))

80. TSA awards $781.2 million to procure additional CT X-Ray scanners for airport checkpoints

· Evidence informing base-year allocation inputs; displayed values and growth are calculated: The March xx.xx 2022 announcement identifies up to USD xx.xx for procurement and maintenance of up to xx.xx systems from an OEM. This is a historical procurement-scale anchor, not annual 2025 direct-channel revenue. ([content.govdelivery.com](https://content.govdelivery.com/accounts/USDHSTSA/bulletins/30f6e5f))

· Evidence informing base-year allocation inputs; displayed values and growth are calculated: The award includes full-size automated lanes, cautioning against assigning all automation value to non-OEM integration primes; exact contractual-role attribution is not disclosed. ([content.govdelivery.com](https://content.govdelivery.com/accounts/USDHSTSA/bulletins/30f6e5f))

81. OSI Systems, Inc. - Form 10-K for the fiscal year ended June 30, 2026

· Evidence informing base-year allocation inputs; displayed values and growth are calculated: The filing describes regional direct security-product sales and direct maintenance relationships. Its broader security scope supports route coexistence, not baggage-only sales weights. ([sec.gov](https://www.sec.gov/Archives/edgar/data/xx.xx/xx.xx/osis-20260630x10k.htm))

· Evidence informing forecast-year allocation inputs; displayed values and growth are calculated: The filing describes regional direct security-product sales and direct maintenance relationships. Its broader security scope supports route coexistence, not baggage-only sales weights. ([sec.gov](https://www.sec.gov/Archives/edgar/data/xx.xx/xx.xx/osis-20260630x10k.htm))

· Evidence informing base-year allocation inputs; displayed values and growth are calculated: The company identifies a global independent-distributor network, supporting a continuing indirect route without quantifying its value share. ([sec.gov](https://www.sec.gov/Archives/edgar/data/xx.xx/xx.xx/osis-20260630x10k.htm))

· Evidence informing forecast-year allocation inputs; displayed values and growth are calculated: The company identifies a global independent-distributor network, supporting a continuing indirect route without quantifying its value share. ([sec.gov](https://www.sec.gov/Archives/edgar/data/xx.xx/xx.xx/osis-20260630x10k.htm))

· Evidence informing base-year allocation inputs; displayed values and growth are calculated: Authorized service providers are identified separately from distributors, supporting distinct technical-service attribution and access limitations. ([sec.gov](https://www.sec.gov/Archives/edgar/data/xx.xx/xx.xx/osis-20260630x10k.htm))

· Evidence informing forecast-year allocation inputs; displayed values and growth are calculated: Authorized service providers are identified separately from distributors, supporting distinct technical-service attribution and access limitations. ([sec.gov](https://www.sec.gov/Archives/edgar/data/xx.xx/xx.xx/osis-20260630x10k.htm))

82. SriLankan Airlines - Invitation for Supply, Installation, Commissioning and Maintenance of Dual View Heavy and Medium X-Ray Machines, Reference 202130407

· Evidence informing base-year allocation inputs; displayed values and growth are calculated: The 2021 purchaser invitation permits an OEM or authorized OEM agent and requires authorization for the latter. It establishes equipment-channel eligibility, not an award or software-resale right. ([srilankan.com](https://www.srilankan.com/download/tender/TN-Invitationforsubmiss-xx.xx.pdf))

83. JFK Millennium Partners Selects K2 to Deliver State-of-the-Art Security Screening Checkpoint at new JFK Terminal 6

· Evidence informing base-year allocation inputs; displayed values and growth are calculated: The March xx.xx 2025 appointment assigns procurement and deployment coordination across multiple technology suppliers at a future ten-gate terminal. It supports integration-prime participation and a forecast mechanism, not a disclosed share or completed 2025 revenue. ([portauthoritybuilds.com](https://www.portauthoritybuilds.com/redevelopment/us/en/jfk/planned-projects/terminal-xx.xx/news/jfk-millennium-partners-selects-k2-to-deliver-state-of-the-art-s.html))

· Evidence informing forecast-year allocation inputs; displayed values and growth are calculated: The March xx.xx 2025 appointment assigns procurement and deployment coordination across multiple technology suppliers at a future ten-gate terminal. It supports integration-prime participation and a forecast mechanism, not a disclosed share or completed 2025 revenue. ([portauthoritybuilds.com](https://www.portauthoritybuilds.com/redevelopment/us/en/jfk/planned-projects/terminal-xx.xx/news/jfk-millennium-partners-selects-k2-to-deliver-state-of-the-art-s.html))

· Evidence informing base-year allocation inputs; displayed values and growth are calculated: The March xx.xx 2025 appointment covers baggage CT and automated bin-return equipment for a future xx.xx-gate terminal, with phased opening planned for 2026-2028. It establishes new-installation activity, not attributable 2025 receipts; wider airport investment and person-only technologies are excluded.

· Evidence informing forecast-year allocation inputs; displayed values and growth are calculated: The March xx.xx 2025 appointment covers baggage CT and automated bin-return equipment for a future xx.xx-gate terminal, with phased opening planned for 2026-2028. It establishes new-installation activity, not attributable 2025 receipts; wider airport investment and person-only technologies are excluded.

84. CATSA Corporate Plan 2024-25 to 2028-29 Summary - Key Corporate Risks

· Evidence informing base-year allocation inputs; displayed values and growth are calculated: The authority reports transferring maintenance of most screening equipment to KPrime in 2023/xx.xx. This establishes a separately contracted maintenance relationship, without a baggage-only payment split. ([catsa-acsta.gc.ca](https://www.catsa-acsta.gc.ca/en/publications/key-corporate-risks))

85. Checkpoint Transformation: Malta International Airport Streamlines Passenger Flow with Smiths Detection

· Evidence informing base-year allocation inputs; displayed values and growth are calculated: Seven conventional automated lanes were replaced by six CT-equipped lanes, with final commissioning in January 2025. This is a counterexample to equating capacity improvement with net additional equipment.

· Evidence informing forecast-year allocation inputs; displayed values and growth are calculated: Seven conventional automated lanes were replaced by six CT-equipped lanes, with final commissioning in January 2025. This is a counterexample to equating capacity improvement with net additional equipment.

· Evidence informing base-year allocation inputs; displayed values and growth are calculated: The complete checkpoint replacement illustrates why an offering described commercially as an upgrade can belong to System Replacement. The seven-year service commitment is not counted wholly as installation-year revenue.

· Evidence informing forecast-year allocation inputs; displayed values and growth are calculated: The complete checkpoint replacement illustrates why an offering described commercially as an upgrade can belong to System Replacement. The seven-year service commitment is not counted wholly as installation-year revenue.

86. iCMORE - Smiths Detection

· Evidence informing forecast-year allocation inputs; displayed values and growth are calculated: The current commercial offering describes a software-upgrade path while qualifying additional hardware requirements by machine type and age. This constrains forecast eligibility assumptions; product availability does not measure adoption or revenue.

17.2. G7

Table 333. G7 Airport Baggage Screening Systems Market, by Country growth contribution, 2025-2032

Category	2025 value (USD Million)	2032 value (USD Million)	Added value (USD Million)	2025 share (%)	2032 share (%)	Change (pp)	Growth share (%)	CAGR (%)
Canada	xx.xx	xx.xx	xx.xx	xx.xx	xx.xx	xx.xx	xx.xx	xx.xx
France	xx.xx	xx.xx	xx.xx	xx.xx	xx.xx	xx.xx	xx.xx	xx.xx
Germany	xx.xx	xx.xx	xx.xx	xx.xx	xx.xx	xx.xx	xx.xx	xx.xx
Italy	xx.xx	xx.xx	xx.xx	xx.xx	xx.xx	xx.xx	xx.xx	xx.xx
Japan	xx.xx	xx.xx	xx.xx	xx.xx	xx.xx	xx.xx	xx.xx	xx.xx
United Kingdom	xx.xx	xx.xx	xx.xx	xx.xx	xx.xx	xx.xx	xx.xx	xx.xx
United States	xx.xx	xx.xx	xx.xx	xx.xx	xx.xx	xx.xx	xx.xx	xx.xx
Scope total	**xx.xx**	**xx.xx**	**xx.xx**	**xx.xx**	**xx.xx**	**xx.xx**	**xx.xx**	**xx.xx**

Table 334. G7 Airport Baggage Screening Systems Market Size, by Group, 2017-2040 (USD Million)

Group	2017	2024	2025	2026	2027	2032	2040	CAGR (%)
Canada	xx.xx	xx.xx	xx.xx	xx.xx	xx.xx	xx.xx	xx.xx	xx.xx
France	xx.xx	xx.xx	xx.xx	xx.xx	xx.xx	xx.xx	xx.xx	xx.xx
Germany	xx.xx	xx.xx	xx.xx	xx.xx	xx.xx	xx.xx	xx.xx	xx.xx
Italy	xx.xx	xx.xx	xx.xx	xx.xx	xx.xx	xx.xx	xx.xx	xx.xx
Japan	xx.xx	xx.xx	xx.xx	xx.xx	xx.xx	xx.xx	xx.xx	xx.xx
United Kingdom	xx.xx	xx.xx	xx.xx	xx.xx	xx.xx	xx.xx	xx.xx	xx.xx
United States	xx.xx	xx.xx	xx.xx	xx.xx	xx.xx	xx.xx	xx.xx	xx.xx

Table 335. G7 Airport Baggage Screening Systems Market Size, by Offering, 2017-2040 (USD Million)

Offering	2017	2024	2025	2026	2027	2032	2040	CAGR (%)
Detection Equipment	xx.xx	xx.xx	xx.xx	xx.xx	xx.xx	xx.xx	xx.xx	xx.xx
Replacement Parts and Consumables	xx.xx	xx.xx	xx.xx	xx.xx	xx.xx	xx.xx	xx.xx	xx.xx
Screening Automation Equipment	xx.xx	xx.xx	xx.xx	xx.xx	xx.xx	xx.xx	xx.xx	xx.xx
Screening Software	xx.xx	xx.xx	xx.xx	xx.xx	xx.xx	xx.xx	xx.xx	xx.xx
System Services	xx.xx	xx.xx	xx.xx	xx.xx	xx.xx	xx.xx	xx.xx	xx.xx
Total	**xx.xx**	**xx.xx**	**xx.xx**	**xx.xx**	**xx.xx**	**xx.xx**	**xx.xx**	**xx.xx**

Table 336. G7 Airport Baggage Screening Systems Market Size, by Detection Equipment, 2017-2040 (USD Million)

Detection Equipment	2017	2024	2025	2026	2027	2032	2040	CAGR (%)
Baggage Inspection Systems	xx.xx	xx.xx	xx.xx	xx.xx	xx.xx	xx.xx	xx.xx	xx.xx
Explosive Trace Detectors	xx.xx	xx.xx	xx.xx	xx.xx	xx.xx	xx.xx	xx.xx	xx.xx
Liquid and Bulk Material Analyzers	xx.xx	xx.xx	xx.xx	xx.xx	xx.xx	xx.xx	xx.xx	xx.xx
Total	**xx.xx**	**xx.xx**	**xx.xx**	**xx.xx**	**xx.xx**	**xx.xx**	**xx.xx**	**xx.xx**

Table 337. G7 Airport Baggage Screening Systems Market Size, by System Services, 2017-2040 (USD Million)

System Services	2017	2024	2025	2026	2027	2032	2040	CAGR (%)
Equipment Training Services	xx.xx	xx.xx	xx.xx	xx.xx	xx.xx	xx.xx	xx.xx	xx.xx
Installation, Integration, and Commissioning Services	xx.xx	xx.xx	xx.xx	xx.xx	xx.xx	xx.xx	xx.xx	xx.xx
Maintenance, Repair, and Technical Support	xx.xx	xx.xx	xx.xx	xx.xx	xx.xx	xx.xx	xx.xx	xx.xx
Planning and Engineering Services	xx.xx	xx.xx	xx.xx	xx.xx	xx.xx	xx.xx	xx.xx	xx.xx
Total	**xx.xx**	**xx.xx**	**xx.xx**	**xx.xx**	**xx.xx**	**xx.xx**	**xx.xx**	**xx.xx**

Table 338. G7 Airport Baggage Screening Systems Market Size, by Replacement Parts and Consumables, 2017-2040 (USD Million)

Replacement Parts and Consumables	2017	2024	2025	2026	2027	2032	2040	CAGR (%)
Detection Consumables	xx.xx	xx.xx	xx.xx	xx.xx	xx.xx	xx.xx	xx.xx	xx.xx
Replacement Parts and Upgrade Kits	xx.xx	xx.xx	xx.xx	xx.xx	xx.xx	xx.xx	xx.xx	xx.xx
Total	**xx.xx**	**xx.xx**	**xx.xx**	**xx.xx**	**xx.xx**	**xx.xx**	**xx.xx**	**xx.xx**

Table 339. G7 Airport Baggage Screening Systems Market Size, by Screening Automation Equipment, 2017-2040 (USD Million)

Screening Automation Equipment	2017	2024	2025	2026	2027	2032	2040	CAGR (%)
Screening Conveyors and Sortation Equipment	xx.xx	xx.xx	xx.xx	xx.xx	xx.xx	xx.xx	xx.xx	xx.xx
Screening Lanes and Tray-Return Systems	xx.xx	xx.xx	xx.xx	xx.xx	xx.xx	xx.xx	xx.xx	xx.xx
Total	**xx.xx**	**xx.xx**	**xx.xx**	**xx.xx**	**xx.xx**	**xx.xx**	**xx.xx**	**xx.xx**

Table 340. G7 Airport Baggage Screening Systems Market Size, by Screening Software, 2017-2040 (USD Million)

Screening Software	2017	2024	2025	2026	2027	2032	2040	CAGR (%)
Automated Threat Detection Software	xx.xx	xx.xx	xx.xx	xx.xx	xx.xx	xx.xx	xx.xx	xx.xx
Image Review and Management Software	xx.xx	xx.xx	xx.xx	xx.xx	xx.xx	xx.xx	xx.xx	xx.xx
Screener Training and Quality Assurance Software	xx.xx	xx.xx	xx.xx	xx.xx	xx.xx	xx.xx	xx.xx	xx.xx
Screening Connectivity and Fleet Management Software	xx.xx	xx.xx	xx.xx	xx.xx	xx.xx	xx.xx	xx.xx	xx.xx
Total	**xx.xx**	**xx.xx**	**xx.xx**	**xx.xx**	**xx.xx**	**xx.xx**	**xx.xx**	**xx.xx**

Table 341. G7 Airport Baggage Screening Systems Market Size, by Detection Platform, 2017-2040 (USD Million)

Detection Platform	2017	2024	2025	2026	2027	2032	2040	CAGR (%)
Chemiluminescence Detection	xx.xx	xx.xx	xx.xx	xx.xx	xx.xx	xx.xx	xx.xx	xx.xx
Dielectric and Microwave Analysis	xx.xx	xx.xx	xx.xx	xx.xx	xx.xx	xx.xx	xx.xx	xx.xx
Fluorescence Detection	xx.xx	xx.xx	xx.xx	xx.xx	xx.xx	xx.xx	xx.xx	xx.xx
Integrated Multimodal Detection	xx.xx	xx.xx	xx.xx	xx.xx	xx.xx	xx.xx	xx.xx	xx.xx
Ion Mobility Spectrometry	xx.xx	xx.xx	xx.xx	xx.xx	xx.xx	xx.xx	xx.xx	xx.xx
Magnetic Resonance	xx.xx	xx.xx	xx.xx	xx.xx	xx.xx	xx.xx	xx.xx	xx.xx
Mass Spectrometry	xx.xx	xx.xx	xx.xx	xx.xx	xx.xx	xx.xx	xx.xx	xx.xx
Projection X-Ray Imaging	xx.xx	xx.xx	xx.xx	xx.xx	xx.xx	xx.xx	xx.xx	xx.xx
Raman Spectroscopy	xx.xx	xx.xx	xx.xx	xx.xx	xx.xx	xx.xx	xx.xx	xx.xx
Thermo-Redox Detection	xx.xx	xx.xx	xx.xx	xx.xx	xx.xx	xx.xx	xx.xx	xx.xx
X-Ray Computed Tomography	xx.xx	xx.xx	xx.xx	xx.xx	xx.xx	xx.xx	xx.xx	xx.xx
X-Ray Diffraction	xx.xx	xx.xx	xx.xx	xx.xx	xx.xx	xx.xx	xx.xx	xx.xx
Others	xx.xx	xx.xx	xx.xx	xx.xx	xx.xx	xx.xx	xx.xx	xx.xx
Total	**xx.xx**	**xx.xx**	**xx.xx**	**xx.xx**	**xx.xx**	**xx.xx**	**xx.xx**	**xx.xx**

Table 342. G7 Airport Baggage Screening Systems Market Size, by Projection X-Ray Imaging, 2017-2040 (USD Million)

Projection X-Ray Imaging	2017	2024	2025	2026	2027	2032	2040	CAGR (%)
Multiview X-Ray Imaging	xx.xx	xx.xx	xx.xx	xx.xx	xx.xx	xx.xx	xx.xx	xx.xx
Single-View X-Ray Imaging	xx.xx	xx.xx	xx.xx	xx.xx	xx.xx	xx.xx	xx.xx	xx.xx
Total	**xx.xx**	**xx.xx**	**xx.xx**	**xx.xx**	**xx.xx**	**xx.xx**	**xx.xx**	**xx.xx**

Table 343. G7 Airport Baggage Screening Systems Market Size, by Interoperability Architecture, 2017-2040 (USD Million)

Interoperability Architecture	2017	2024	2025	2026	2027	2032	2040	CAGR (%)
Closed Proprietary Architecture	xx.xx	xx.xx	xx.xx	xx.xx	xx.xx	xx.xx	xx.xx	xx.xx
Open Standards-Based Interoperability	xx.xx	xx.xx	xx.xx	xx.xx	xx.xx	xx.xx	xx.xx	xx.xx
Vendor-Specific Integration	xx.xx	xx.xx	xx.xx	xx.xx	xx.xx	xx.xx	xx.xx	xx.xx
Total	**xx.xx**	**xx.xx**	**xx.xx**	**xx.xx**	**xx.xx**	**xx.xx**	**xx.xx**	**xx.xx**

Table 344. G7 Airport Baggage Screening Systems Market Size, by Screening Application, 2017-2040 (USD Million)

Screening Application	2017	2024	2025	2026	2027	2032	2040	CAGR (%)
Customs and Border Baggage Inspection	xx.xx	xx.xx	xx.xx	xx.xx	xx.xx	xx.xx	xx.xx	xx.xx
Non-Passenger Property Screening	xx.xx	xx.xx	xx.xx	xx.xx	xx.xx	xx.xx	xx.xx	xx.xx
Passenger Cabin Baggage Screening	xx.xx	xx.xx	xx.xx	xx.xx	xx.xx	xx.xx	xx.xx	xx.xx
Passenger Checked Baggage Screening	xx.xx	xx.xx	xx.xx	xx.xx	xx.xx	xx.xx	xx.xx	xx.xx
Terminal-Entrance Baggage Screening	xx.xx	xx.xx	xx.xx	xx.xx	xx.xx	xx.xx	xx.xx	xx.xx
Total	**xx.xx**	**xx.xx**	**xx.xx**	**xx.xx**	**xx.xx**	**xx.xx**	**xx.xx**	**xx.xx**

Table 345. G7 Airport Baggage Screening Systems Market Size, by Purchasing Organization, 2017-2040 (USD Million)

Purchasing Organization	2017	2024	2025	2026	2027	2032	2040	CAGR (%)
Airlines	xx.xx	xx.xx	xx.xx	xx.xx	xx.xx	xx.xx	xx.xx	xx.xx
Airport and Terminal Operators	xx.xx	xx.xx	xx.xx	xx.xx	xx.xx	xx.xx	xx.xx	xx.xx
Contract Screening Operators	xx.xx	xx.xx	xx.xx	xx.xx	xx.xx	xx.xx	xx.xx	xx.xx
Customs and Border Authorities	xx.xx	xx.xx	xx.xx	xx.xx	xx.xx	xx.xx	xx.xx	xx.xx
Public Aviation Security Agencies	xx.xx	xx.xx	xx.xx	xx.xx	xx.xx	xx.xx	xx.xx	xx.xx
Total	**xx.xx**	**xx.xx**	**xx.xx**	**xx.xx**	**xx.xx**	**xx.xx**	**xx.xx**	**xx.xx**

Table 346. G7 Airport Baggage Screening Systems Market Size, by System Integration, 2017-2040 (USD Million)

System Integration	2017	2024	2025	2026	2027	2032	2040	CAGR (%)
Baggage Handling-Integrated Systems	xx.xx	xx.xx	xx.xx	xx.xx	xx.xx	xx.xx	xx.xx	xx.xx
Checkpoint Lane-Integrated Systems	xx.xx	xx.xx	xx.xx	xx.xx	xx.xx	xx.xx	xx.xx	xx.xx
Standalone Screening Systems	xx.xx	xx.xx	xx.xx	xx.xx	xx.xx	xx.xx	xx.xx	xx.xx
Total	**xx.xx**	**xx.xx**	**xx.xx**	**xx.xx**	**xx.xx**	**xx.xx**	**xx.xx**	**xx.xx**

Table 347. G7 Airport Baggage Screening Systems Market Size, by Image Review Location, 2017-2040 (USD Million)

Image Review Location	2017	2024	2025	2026	2027	2032	2040	CAGR (%)
Hybrid Image Review	xx.xx	xx.xx	xx.xx	xx.xx	xx.xx	xx.xx	xx.xx	xx.xx
Local Image Review	xx.xx	xx.xx	xx.xx	xx.xx	xx.xx	xx.xx	xx.xx	xx.xx
Off-Site Remote Image Review	xx.xx	xx.xx	xx.xx	xx.xx	xx.xx	xx.xx	xx.xx	xx.xx
On-Site Remote Image Review	xx.xx	xx.xx	xx.xx	xx.xx	xx.xx	xx.xx	xx.xx	xx.xx
Others	xx.xx	xx.xx	xx.xx	xx.xx	xx.xx	xx.xx	xx.xx	xx.xx
Total	**xx.xx**	**xx.xx**	**xx.xx**	**xx.xx**	**xx.xx**	**xx.xx**	**xx.xx**	**xx.xx**

Table 348. G7 Airport Baggage Screening Systems Market Size, by Procurement Channel, 2017-2040 (USD Million)

Procurement Channel	2017	2024	2025	2026	2027	2032	2040	CAGR (%)
Direct Technology Suppliers	xx.xx	xx.xx	xx.xx	xx.xx	xx.xx	xx.xx	xx.xx	xx.xx
Distributors and Resellers	xx.xx	xx.xx	xx.xx	xx.xx	xx.xx	xx.xx	xx.xx	xx.xx
Independent Technical Service Providers	xx.xx	xx.xx	xx.xx	xx.xx	xx.xx	xx.xx	xx.xx	xx.xx
Systems Integration Primes	xx.xx	xx.xx	xx.xx	xx.xx	xx.xx	xx.xx	xx.xx	xx.xx
Total	**xx.xx**	**xx.xx**	**xx.xx**	**xx.xx**	**xx.xx**	**xx.xx**	**xx.xx**	**xx.xx**

Table 349. G7 Airport Baggage Screening Systems Market Size, by Investment Purpose, 2017-2040 (USD Million)

Investment Purpose	2017	2024	2025	2026	2027	2032	2040	CAGR (%)
New Installations and Capacity Expansion	xx.xx	xx.xx	xx.xx	xx.xx	xx.xx	xx.xx	xx.xx	xx.xx
Retrofits and Upgrades	xx.xx	xx.xx	xx.xx	xx.xx	xx.xx	xx.xx	xx.xx	xx.xx
System Replacement	xx.xx	xx.xx	xx.xx	xx.xx	xx.xx	xx.xx	xx.xx	xx.xx
Others	xx.xx	xx.xx	xx.xx	xx.xx	xx.xx	xx.xx	xx.xx	xx.xx
Total	**xx.xx**	**xx.xx**	**xx.xx**	**xx.xx**	**xx.xx**	**xx.xx**	**xx.xx**	**xx.xx**

Sources & Evidence

1. House Report 119-173 - Department of Homeland Security Appropriations Bill, 2026

   · Evidence informing the 2030 market-value input; displayed series and growth include calculations: The aging installed fleet supports replacement demand, but does not establish the forecast's realization dates or annual purchasing rate. ([govinfo.gov](https://www.govinfo.gov/content/pkg/CRPT-119hrpt173/html/CRPT-119hrpt173.htm))

   · Evidence informing forecast-year allocation inputs; displayed values and growth are calculated: The report identifies xx.xx end-of-life systems within a xx.xx-system checked-baggage fleet. This constrains renewal exposure, not realized annual purchasing or a verified global replacement deadline.

   · Evidence informing base-year allocation inputs; displayed values and growth are calculated: Reports a TSA checked-baggage fleet of xx.xx EDS, including xx.xx at end-of-life, and assigns purchase, installation and maintenance responsibilities to TSA. Supports agency fleet calibration and renewal pressure, not the assumed forecast uplift.

   · Evidence informing forecast-year allocation inputs; displayed values and growth are calculated: Reports a TSA checked-baggage fleet of xx.xx EDS, including xx.xx at end-of-life, and assigns purchase, installation and maintenance responsibilities to TSA. Supports agency fleet calibration and renewal pressure, not the assumed forecast uplift.

   · Evidence informing forecast-year allocation inputs; displayed values and growth are calculated: The report identifies xx.xx end-of-life EDS within a xx.xx-unit U.S. checked-baggage fleet, citing the FY2024 capital plan. The derived xx.xx% backlog constrains the aging-fleet premise, but is neither an annual turnover rate nor a funded global replacement forecast.

2. GAO-24-106573 - DHS Annual Assessment: Most Programs Are Meeting Current Goals, but Some Continue to Face Cost and Schedule Challenges
   - Evidence informing the 2026 market-value input; displayed series and growth include calculations: Reports plans for xx.xx checkpoint systems and xx.xx increment-one deployments by September 2023; supports an incomplete replacement cycle rather than universal CT adoption. ([gao.gov](https://www.gao.gov/assets/gao-xx.xx-xx.xx.pdf))
   - Evidence informing base-year allocation inputs; displayed values and growth are calculated: Reports xx.xx AT/CT, xx.xx base, xx.xx mid-size and xx.xx full-size deployments by September 2023; supplies configuration proxies and an incomplete-renewal constraint, not contractual architecture shares. ([gao.gov](https://www.gao.gov/assets/gao-xx.xx-xx.xx.pdf))
   - Evidence informing forecast-year allocation inputs; displayed values and growth are calculated: Reports xx.xx AT/CT, xx.xx base, xx.xx mid-size and xx.xx full-size deployments by September 2023; supplies configuration proxies and an incomplete-renewal constraint, not contractual architecture shares. ([gao.gov](https://www.gao.gov/assets/gao-xx.xx-xx.xx.pdf))
   - Evidence informing base-year allocation inputs; displayed values and growth are calculated: The deployed configuration mix underlies the xx.xx/xx.xx newer-cohort and xx.xx/xx.xx older-cohort proxy calculations; global and contractual attribution remain modeled. ([gao.gov](https://www.gao.gov/assets/gao-xx.xx-xx.xx.pdf))
   - Evidence informing forecast-year allocation inputs; displayed values and growth are calculated: The deployed configuration mix underlies the xx.xx/xx.xx newer-cohort and xx.xx/xx.xx older-cohort proxy calculations; global and contractual attribution remain modeled. ([gao.gov](https://www.gao.gov/assets/gao-xx.xx-xx.xx.pdf))
   - Evidence informing base-year allocation inputs; displayed values and growth are calculated: The assessment records xx.xx checkpoint systems deployed by September 2023 against an eventual xx.xx-system program. This supports an incomplete replacement cycle and qualifies any assumption of universal CT adoption.
   - Evidence informing forecast-year allocation inputs; displayed values and growth are calculated: The assessment records xx.xx checkpoint systems deployed by September 2023 against an eventual xx.xx-system program. This supports an incomplete replacement cycle and qualifies any assumption of universal CT adoption.
   - Evidence informing base-year allocation inputs; displayed values and growth are calculated: Reports a September 2023 U.S. CT cohort containing xx.xx AT/CT and xx.xx base systems, providing counterevidence to assigning all CT activity automatically to integrated lanes.
   - Evidence informing forecast-year allocation inputs; displayed values and growth are calculated: Reports a September 2023 U.S. CT cohort containing xx.xx AT/CT and xx.xx base systems, providing counterevidence to assigning all CT activity automatically to integrated lanes.
   - Evidence informing base-year allocation inputs; displayed values and growth are calculated: Reports xx.xx mid-size and xx.xx full-size systems within xx.xx deployed CT systems; supports differentiated configuration assumptions rather than treating technology adoption as an integration-share observation.
   - Evidence informing forecast-year allocation inputs; displayed values and growth are calculated: Reports xx.xx mid-size and xx.xx full-size systems within xx.xx deployed CT systems; supports differentiated configuration assumptions rather than treating technology adoption as an integration-share observation.
   - Evidence informing base-year allocation inputs; displayed values and growth are calculated: The 2024 assessment records xx.xx checkpoint deployments as of September 2023 against xx.xx planned systems replacing aging equipment. It supports staged renewal, but does not establish current deployment completion or the modeled 2032 share.
   - Evidence informing forecast-year allocation inputs; displayed values and growth are calculated: The 2024 assessment records xx.xx checkpoint deployments as of September 2023 against xx.xx planned systems replacing aging equipment. It supports staged renewal, but does not establish current deployment completion or the modeled 2032 share.
   - Evidence informing forecast-year allocation inputs; displayed values and growth are calculated: The program separately anticipates enhancements to fielded systems, supporting a retained-equipment commercial pathway without supplying an attributable upgrade-revenue split.

3. Global Airport Passenger Traffic Reaches Record 9.8 Billion in 2025, Airports Council International World reports

   · Evidence informing the 2026 market-value input; displayed series and growth include calculations: Reports cooling passenger-growth momentum in 2026, supporting moderation of traffic-driven equipment expansion despite continuing replacement demand.
   ([aci.aero](https://aci.aero/2026/xx.xx/xx.xx/global-airport-passenger-traffic-reaches-record-xx.xx-xx.xx-billion-in-2025-airports-council-international-world-reports/))

4. Smiths Group PLC - Full Year Results for the 12 Months Ended 31 July 2025

- Evidence informing the 2024 market-value input; displayed series and growth include calculations: Discloses aviation original-equipment revenue of xx.xx and aftermarket revenue of xx.xx for FY2024; supplies historical cycle proxies. ([www-live.smiths.com](https://www-live.smiths.com/media/snqpxwkd/smiths-group-plc-annual-results-2025-press-release.pdf))
- Evidence informing the 2027 market-value input; displayed series and growth include calculations: Reports approximately xx.xx cumulative CTiX sales and continuing aviation upgrade demand; supports replacement activity, not an observed global forecast. ([www-live.smiths.com](https://www-live.smiths.com/media/snqpxwkd/smiths-group-plc-annual-results-2025-press-release.pdf))
- Evidence informing base-year allocation inputs; displayed values and growth are calculated: FY2025 aviation original-equipment revenue of GBP xx.xx provides an independent equipment-activity scale check, not a global category share. ([www-live.smiths.com](https://www-live.smiths.com/media/snqpxwkd/smiths-group-plc-annual-results-2025-press-release.pdf))
- Evidence informing forecast-year allocation inputs; displayed values and growth are calculated: FY2025 aviation original-equipment revenue of GBP xx.xx provides an independent equipment-activity scale check, not a global category share. ([www-live.smiths.com](https://www-live.smiths.com/media/snqpxwkd/smiths-group-plc-annual-results-2025-press-release.pdf))
- Evidence informing base-year allocation inputs; displayed values and growth are calculated: Approximately xx.xx cumulative CTiX sales corroborate commercial imaging activity and replacement demand; they do not measure annual global sales. ([www-live.smiths.com](https://www-live.smiths.com/media/snqpxwkd/smiths-group-plc-annual-results-2025-press-release.pdf))
- Evidence informing forecast-year allocation inputs; displayed values and growth are calculated: Approximately xx.xx cumulative CTiX sales corroborate commercial imaging activity and replacement demand; they do not measure annual global sales. ([www-live.smiths.com](https://www-live.smiths.com/media/snqpxwkd/smiths-group-plc-annual-results-2025-press-release.pdf))
- Evidence informing base-year allocation inputs; displayed values and growth are calculated: GBP xx.xx aviation aftermarket revenue supports lifecycle materiality while qualifying transfer of one supplier's mix to the global service allocation. ([www-live.smiths.com](https://www-live.smiths.com/media/snqpxwkd/smiths-group-plc-annual-results-2025-press-release.pdf))
- Evidence informing forecast-year allocation inputs; displayed values and growth are calculated: GBP xx.xx aviation aftermarket revenue supports lifecycle materiality while qualifying transfer of one supplier's mix to the global service allocation. ([www-live.smiths.com](https://www-live.smiths.com/media/snqpxwkd/smiths-group-plc-annual-results-2025-press-release.pdf))
- Evidence informing base-year allocation inputs; displayed values and growth are calculated: Reports approximately xx.xx cumulative CTiX sales and continuing aviation upgrade demand; cumulative sales constrain commercial scale but are not annual global shipments. ([www-live.smiths.com](https://www-live.smiths.com/media/snqpxwkd/smiths-group-plc-annual-results-2025-press-release.pdf))
- Evidence informing forecast-year allocation inputs; displayed values and growth are calculated: Reports approximately xx.xx cumulative CTiX sales and continuing aviation upgrade demand; cumulative sales constrain commercial scale but are not annual global shipments. ([www-live.smiths.com](https://www-live.smiths.com/media/snqpxwkd/smiths-group-plc-annual-results-2025-press-release.pdf))
- Evidence informing base-year allocation inputs; displayed values and growth are calculated: Reports four operating XDi units as of July 2025 and pending regulatory certification, constraining the small XRD cohort and qualifying aggressive commercialization assumptions.
- Evidence informing forecast-year allocation inputs; displayed values and growth are calculated: Reports four operating XDi units as of July 2025 and pending regulatory certification, constraining the small XRD cohort and qualifying aggressive commercialization assumptions.
- Evidence informing forecast-year allocation inputs; displayed values and growth are calculated: Reported checkpoint modernization provides a commercial reason to model substitution from discrete legacy offerings; the filing does not disclose standalone configuration revenue.
- Evidence informing forecast-year allocation inputs; displayed values and growth are calculated: FY2025

5. Smiths Group PLC - Annual Report & Accounts FY2023
   - Evidence informing the 2022 market-value input; displayed series and growth include calculations: Reports FY2022 aviation original-equipment revenue of xx.xx, used as a dimensionless historical capital-cycle proxy. ([www-live.smiths.com](https://www-live.smiths.com/media/phjp1j44/smiths-annual-report-2023.pdf))
   - Evidence informing the 2023 market-value input; displayed series and growth include calculations: Reports FY2023 aviation original-equipment revenue of xx.xx and aftermarket revenue of xx.xx; supports the modeled recovery direction. ([www-live.smiths.com](https://www-live.smiths.com/media/phjp1j44/smiths-annual-report-2023.pdf))
6. Smiths Group PLC - Annual Report FY2022
   - Evidence informing the 2021 market-value input; displayed series and growth include calculations: Reports FY2021 aviation revenue of xx.xx, providing a historical purchasing-cycle reference rather than a global observation. ([www-live.smiths.com](https://www-live.smiths.com/media/xjvdpblr/smiths-annual-report-2022-report.pdf))
   - Evidence informing the 2022 market-value input; displayed series and growth include calculations: Reports FY2022 aviation revenue of xx.xx and continued weakness in aviation original equipment; supports a delayed capital-spending trough. ([www-live.smiths.com](https://www-live.smiths.com/media/xjvdpblr/smiths-annual-report-2022-report.pdf))
7. Smiths Group PLC - Annual Results for the Year Ended 31 July 2019
   - Evidence informing the 2018 market-value input; displayed series and growth include calculations: Reports FY2018 aviation revenue of xx.xx, supplying the historical comparison underlying the backcast. ([smiths.com](https://www.smiths.com/media/u4wla1bw/smiths-group-plc-annual-results-2019-press-release.pdf))
   - Evidence informing the 2019 market-value input; displayed series and growth include calculations: Reports FY2019 aviation revenue of xx.xx and customer delivery deferrals, qualifying a traffic-only growth model. ([smiths.com](https://www.smiths.com/media/u4wla1bw/smiths-group-plc-annual-results-2019-press-release.pdf))
   - Evidence informing the 2020 market-value input; displayed series and growth include calculations: Identifies deliveries deferred into FY2020; supports the possibility of backlog-supported spending despite a contemporaneous traffic shock, not the exact modeled growth rate. ([smiths.com](https://www.smiths.com/media/u4wla1bw/smiths-group-plc-annual-results-2019-press-release.pdf))
8. ACI World - The High-Wire Balancing Act: Global Air Transport Demand in 2018 and 2019
   - Evidence informing the 2017 market-value input; displayed series and growth include calculations: Reports xx.xx airport passengers and xx.xx% growth in 2018; the growth observation informs the 2017 backcast bridge. ([blog.aci.aero](https://blog.aci.aero/airport-economics/the-high-wire-balancing-act-global-air-transport-demand-in-2018-and-2019/))
   - Evidence informing the 2018 market-value input; displayed series and growth include calculations: Provides the observed 2018 traffic-growth reference, not an equipment-market growth observation. ([blog.aci.aero](https://blog.aci.aero/airport-economics/the-high-wire-balancing-act-global-air-transport-demand-in-2018-and-2019/))
9. ICAO A42-WP/556 - State of the Industry and Outlook for Airport Traffic, Presented by ACI
   - Evidence informing the 2020 market-value input; displayed series and growth include calculations: Records the collapse from xx.xx airport passengers in 2019 to xx.xx in 2020; constrains the shock and funding-risk interpretation. ([icao.int](https://www.icao.int/sites/default/files/Meetings/a42/Documents/WP/wp_556_en.pdf))
   - Evidence informing the 2021 market-value input; displayed series and growth include calculations: Reports xx.xx airport passengers in 2021, supporting a prolonged funding and activity shock. ([icao.int](https://www.icao.int/sites/default/files/Meetings/a42/Documents/WP/wp_556_en.pdf))
   - Evidence informing the 2023 market-value input; displayed series and growth include calculations: Reports xx.xx airport passengers in 2023; traffic recovery is distinguished from equipment purchasing. ([icao.int](https://www.icao.int/sites/default/files/Meetings/a42/Documents/WP/wp_556_en.pdf))
   - Evidence informing the 2024 market-value input; displayed series and growth include calculations: Reports xx.xx airport passengers in 2024, providing a demand recovery cross-check. ([icao.int](https://www.icao.int/sites/default/files/Meetings/a42/Documents/WP/wp_556_en.pdf))

10. Port of Seattle - Baggage Handling System Optimization

- Evidence informing the 2029 market-value input; displayed series and growth include calculations: Seattle plans to consolidate six baggage-screening systems, increase supported passenger capacity, and reduce screening-machine demand. Supports integration spending without one-for-one detector growth. ([portseattle.org](https://www.portseattle.org/projects/baggage-handling-system-optimization))
- Evidence informing the 2032 market-value input; displayed series and growth include calculations: The consolidation example constrains equipment-volume assumptions; its whole baggage-handling project value is excluded from market sizing. ([portseattle.org](https://www.portseattle.org/projects/baggage-handling-system-optimization))
- Evidence informing the 2040 market-value input; displayed series and growth include calculations: Provides a commercial counterexample to extrapolating passenger growth directly into machine counts throughout the long-range forecast. ([portseattle.org](https://www.portseattle.org/projects/baggage-handling-system-optimization))
- Evidence informing forecast-year allocation inputs; displayed values and growth are calculated: Consolidation of six systems with reduced machine demand qualifies a traffic-to-detector-volume forecast. ([portseattle.org](https://www.portseattle.org/projects/baggage-handling-system-optimization))
- Evidence informing forecast-year allocation inputs; displayed values and growth are calculated: The consolidation project supports integration-driven conveyor demand, but its whole-project value is excluded. ([portseattle.org](https://www.portseattle.org/projects/baggage-handling-system-optimization))
- Evidence informing forecast-year allocation inputs; displayed values and growth are calculated: Brownfield consolidation supports the integration-demand premise, not the forecast's exact service growth factor. ([portseattle.org](https://www.portseattle.org/projects/baggage-handling-system-optimization))
- Evidence informing forecast-year allocation inputs; displayed values and growth are calculated: The airport replaces six separate screening systems with centralized screening and expects reduced screening-machine demand while expanding capacity. This supplies a counterforce to volume-only checked-baggage forecasting.
- Evidence informing base-year allocation inputs; displayed values and growth are calculated: Seattle is consolidating six screening systems, expects reduced screening-machine demand and schedules final-phase completion in 2029. Supports integration demand while constraining detector-volume growth; the whole-project budget is excluded.
- Evidence informing forecast-year allocation inputs; displayed values and growth are calculated: Seattle is consolidating six screening systems, expects reduced screening-machine demand and schedules final-phase completion in 2029. Supports integration demand while constraining detector-volume growth; the whole-project budget is excluded.
- Evidence informing forecast-year allocation inputs; displayed values and growth are calculated: Seattle's project combines increased screening capacity with consolidation from six screening systems and reduced screening-machine demand. This constrains the forecast assumption that capacity growth requires proportional equipment additions.
- Evidence informing forecast-year allocation inputs; displayed values and growth are calculated: Replacement and capacity objectives coexist within the project. Its wider baggage-handling budget is not treated as screening-equipment revenue or assigned additively to multiple purposes.

11. Smiths Group PLC - Half Year Results for the Six Months Ended 31 January 2026

- Evidence informing the 2026 market-value input; displayed series and growth include calculations: Reports xx.xx% organic growth for Smiths Detection in HY2026, with aviation checkpoint upgrades contributing. Supports a positive 2026 nowcast, not a directly observed global growth rate. ([www-live.smiths.com](https://www-live.smiths.com/media/villk35h/smiths-hy26-results-press-release.pdf))

12. CATSA - 2025 Annual Report, Management’s Discussion and Analysis
    - Evidence informing base-year allocation inputs; displayed values and growth are calculated: C$xx.xx EDS capital expenditure constrains the Canadian expenditure calibration; baggage attribution is modeled.
    - Evidence informing forecast-year allocation inputs; displayed values and growth are calculated: C$xx.xx EDS capital expenditure constrains the Canadian expenditure calibration; baggage attribution is modeled.
    - Evidence informing base-year allocation inputs; displayed values and growth are calculated: EDS capital expenditure of C$xx.xx includes equipment and installation/integration and supplies the training-calibration denominator, subject to baggage attribution. ([catsa-acsta.gc.ca](https://www.catsa-acsta.gc.ca/en/publications/2025-annual-report/management-discussion-and-analysis))
    - Evidence informing forecast-year allocation inputs; displayed values and growth are calculated: EDS capital expenditure of C$xx.xx includes equipment and installation/integration and supplies the training-calibration denominator, subject to baggage attribution. ([catsa-acsta.gc.ca](https://www.catsa-acsta.gc.ca/en/publications/2025-annual-report/management-discussion-and-analysis))
    - Evidence informing base-year allocation inputs; displayed values and growth are calculated: The capital definition includes associated installation and integration, supporting the distinction between deployment services and equipment value. ([catsa-acsta.gc.ca](https://www.catsa-acsta.gc.ca/en/publications/2025-annual-report/management-discussion-and-analysis))
    - Evidence informing forecast-year allocation inputs; displayed values and growth are calculated: The capital definition includes associated installation and integration, supporting the distinction between deployment services and equipment value. ([catsa-acsta.gc.ca](https://www.catsa-acsta.gc.ca/en/publications/2025-annual-report/management-discussion-and-analysis))
    - Evidence informing forecast-year allocation inputs; displayed values and growth are calculated: Actual spending, original budget and reprofile amounts constrain the forecast's purchasing-execution interpretation; they are not a global growth rate. ([catsa-acsta.gc.ca](https://www.catsa-acsta.gc.ca/en/publications/2025-annual-report/management-discussion-and-analysis))
    - Evidence informing base-year allocation inputs; displayed values and growth are calculated: FY2024/xx.xx pre-board capital appropriations used were C$xx.xx. This supplies the Canadian purchasing comparison and a component of the non-passenger-to-cabin activity proxy, not a global share.
    - Evidence informing forecast-year allocation inputs; displayed values and growth are calculated: FY2024/xx.xx pre-board capital appropriations used were C$xx.xx. This supplies the Canadian purchasing comparison and a component of the non-passenger-to-cabin activity proxy, not a global share.
    - Evidence informing base-year allocation inputs; displayed values and growth are calculated: FY2024/xx.xx hold-baggage capital appropriations used were C$xx.xx; this constrains the independent application-capital comparison.
    - Evidence informing base-year allocation inputs; displayed values and growth are calculated: FY2024/xx.xx non-passenger capital appropriations used were C$xx.xx, below the original C$xx.xx budget. Actual purchasing informs the proxy and qualifies automatic announcement-to-revenue conversion.
    - Evidence informing forecast-year allocation inputs; displayed values and growth are calculated: FY2024/xx.xx non-passenger capital appropriations used were C$xx.xx, below the original C$xx.xx budget. Actual purchasing informs the proxy and qualifies automatic announcement-to-revenue conversion.
    - Evidence informing base-year allocation inputs; displayed values and growth are calculated: Reports C$xx.xx EDS capital expenditure for FY2024/xx.xx and identifies both baggage equipment and full-body scanners in the capital scope, requiring a baggage-attribution adjustment.
    - Evidence informing forecast-year allocation inputs; displayed values and growth are calculated: Reports C$xx.xx EDS capital expenditure for FY2024/xx.xx and identifies both baggage equipment and full-body scanners in the capital scope, requiring a baggage-attribution adjustment.
    - Evidence informing forecast-year allocation inputs; displayed values and growth are calculated: EDS outturn was C$xx.xx versus an original C$xx.xx plan and revised C$xx.xx budget. Reprofiling constrains assumed award conversion and deployment timing; it does not measure procurement-channel mix. ([catsa-acsta.gc.ca](https://www.catsa-acsta.gc.ca/en/publications/2025-annual-report/management-discussion-and-analysis))
    - Evidence informing base-year allocation inputs; displayed values and growth are calculated: The actual capital-project list identifies hold-baggage capacity expansion at Montréal-Trudeau, supporting the expansion classification, not its modeled global revenue weight.
    - Evidence informing forecast-year allocation inputs; displayed values and growth are calculated: The actual capital-project list identifies hold-baggage capacity expansion at Montréal-Trudeau, supporting the expansion classification, not its modeled global revenue weight.
    - Evidence informing base-year allocation inputs; displayed values and growth are calculated: The actual

13. Leidos - Leidos wins TSA logistics contract, 23 January 2025
    - Evidence informing base-year allocation inputs; displayed values and growth are calculated: The eight-year, USD xx.xx maximum sustainment award covers xx.xx units at over xx.xx locations; scope and realization adjustments are modeled.
    - Evidence informing forecast-year allocation inputs; displayed values and growth are calculated: The eight-year, USD xx.xx maximum sustainment award covers xx.xx units at over xx.xx locations; scope and realization adjustments are modeled.
    - Evidence informing base-year allocation inputs; displayed values and growth are calculated: The January xx.xx 2025 announcement describes an eight-year, USD xx.xx maximum sustainment contract covering xx.xx equipment units at over xx.xx locations with manufacturer coordination. Annualization and baggage/third-party attribution in the model are explicit assumptions. ([leidos.com](https://www.leidos.com/insights/leidos-wins-tsa-logistics-contract))
    - Evidence informing forecast-year allocation inputs; displayed values and growth are calculated: The January xx.xx 2025 announcement describes an eight-year, USD xx.xx maximum sustainment contract covering xx.xx equipment units at over xx.xx locations with manufacturer coordination. Annualization and baggage/third-party attribution in the model are explicit assumptions. ([leidos.com](https://www.leidos.com/insights/leidos-wins-tsa-logistics-contract))
14. Eurostat - Air passenger transport statistics, December 2025, Table 1: 2024 country traffic
    - Evidence informing base-year allocation inputs; displayed values and growth are calculated: Traffic primitive.
    - Evidence informing forecast-year allocation inputs; displayed values and growth are calculated: Traffic primitive.
15. ACI EUROPE - 2025 all about traffic resilience as Europe's airports welcomed an additional 100 million passengers
    - Evidence informing base-year allocation inputs; displayed values and growth are calculated: Annual growth input to the 2025 bridge.
    - Evidence informing forecast-year allocation inputs; displayed values and growth are calculated: Annual growth input to the 2025 bridge.
16. UK Civil Aviation Authority - UK aviation officially breaks records with over 300m passenger journeys in 2025
    - Evidence informing base-year allocation inputs; displayed values and growth are calculated: The xx.xx-million UK-and-Crown-Dependency headline constrains the modeled UK country traffic bridge.
    - Evidence informing forecast-year allocation inputs; displayed values and growth are calculated: The xx.xx-million UK-and-Crown-Dependency headline constrains the modeled UK country traffic bridge.
17. Fraport - AI for Monitoring Aviation Security, 22 January 2026
    - Evidence informing base-year allocation inputs; displayed values and growth are calculated: Over xx.xx CT scanners and approximately EUR xx.xx cumulative checkpoint investment support a premium installed-mix premise, not annual national revenue.
    - Evidence informing forecast-year allocation inputs; displayed values and growth are calculated: Over xx.xx CT scanners and approximately EUR xx.xx cumulative checkpoint investment support a premium installed-mix premise, not annual national revenue.
    - Evidence informing forecast-year allocation inputs; displayed values and growth are calculated: January xx.xx 2026 APIDS deployment demonstrates additional software adoption, without establishing separate revenue. ([fraport.com](https://www.fraport.com/en/newsroom/press-releases/2026/q1/ai-for-monitoring-aviation-security.html))
    - Evidence informing forecast-year allocation inputs; displayed values and growth are calculated: Deployment on more than xx.xx CT scanners is the independent quantitative rollout test; it does not validate the modeled license-growth factor. ([fraport.com](https://www.fraport.com/en/newsroom/press-releases/2026/q1/ai-for-monitoring-aviation-security.html))
    - Evidence informing forecast-year allocation inputs; displayed values and growth are calculated: On January xx.xx 2026, Fraport announced regular APIDS software operation on more than xx.xx existing Smiths CT scanners. This independently supports retained-system enhancement at one buyer, not global penetration or realized license revenue.

18. U.S. Senator Michael Bennet - SAFEGUARDS Act announcement, 23 July 2025
    - Evidence informing base-year allocation inputs; displayed values and growth are calculated: The xx.xx-airport and xx.xx-lane national footprint constrains minimum network support; proposed funding is not counted as realized revenue.
    - Evidence informing forecast-year allocation inputs; displayed values and growth are calculated: The xx.xx-airport and xx.xx-lane national footprint constrains minimum network support; proposed funding is not counted as realized revenue.
    - Evidence informing base-year allocation inputs; displayed values and growth are calculated: The July xx.xx 2025 official release identifies xx.xx U.S. screening lanes, used as agency purchasing-exposure calibration rather than observed annual equipment sales.
    - Evidence informing forecast-year allocation inputs; displayed values and growth are calculated: The July xx.xx 2025 official release identifies xx.xx U.S. screening lanes, used as agency purchasing-exposure calibration rather than observed annual equipment sales.

19. CATSA 2025 Annual Report - Notes to the Financial Statements

- Evidence informing base-year allocation inputs; displayed values and growth are calculated: FY2024/xx.xx accounts disclose C$xx.xx maintenance/spares and C$xx.xx training/certification, supporting the service-budget calibration but not global baggage-only shares. ([catsa-acsta.gc.ca](https://www.catsa-acsta.gc.ca/en/publications/2025-annual-report/notes-financial-statements))
- Evidence informing forecast-year allocation inputs; displayed values and growth are calculated: FY2024/xx.xx accounts disclose C$xx.xx maintenance/spares and C$xx.xx training/certification, supporting the service-budget calibration but not global baggage-only shares. ([catsa-acsta.gc.ca](https://www.catsa-acsta.gc.ca/en/publications/2025-annual-report/notes-financial-statements))
- Evidence informing base-year allocation inputs; displayed values and growth are calculated: Maintenance and spare parts are combined in the accounts; the labor-versus-goods split therefore remains modeled. ([catsa-acsta.gc.ca](https://www.catsa-acsta.gc.ca/en/publications/2025-annual-report/notes-financial-statements))
- Evidence informing forecast-year allocation inputs; displayed values and growth are calculated: Maintenance and spare parts are combined in the accounts; the labor-versus-goods split therefore remains modeled. ([catsa-acsta.gc.ca](https://www.catsa-acsta.gc.ca/en/publications/2025-annual-report/notes-financial-statements))
- Evidence informing base-year allocation inputs; displayed values and growth are calculated: The C$xx.xx training/certification expense supplies the numerator of the adjusted training-to-capital proxy. ([catsa-acsta.gc.ca](https://www.catsa-acsta.gc.ca/en/publications/2025-annual-report/notes-financial-statements))
- Evidence informing forecast-year allocation inputs; displayed values and growth are calculated: The C$xx.xx training/certification expense supplies the numerator of the adjusted training-to-capital proxy. ([catsa-acsta.gc.ca](https://www.catsa-acsta.gc.ca/en/publications/2025-annual-report/notes-financial-statements))
- Evidence informing base-year allocation inputs; displayed values and growth are calculated: C$xx.xx trace/consumables is distinct from maintenance/spares and supplies the contrary consumables-intensity comparator, not a global observation. ([catsa-acsta.gc.ca](https://www.catsa-acsta.gc.ca/en/publications/2025-annual-report/notes-financial-statements))
- Evidence informing forecast-year allocation inputs; displayed values and growth are calculated: C$xx.xx trace/consumables is distinct from maintenance/spares and supplies the contrary consumables-intensity comparator, not a global observation. ([catsa-acsta.gc.ca](https://www.catsa-acsta.gc.ca/en/publications/2025-annual-report/notes-financial-statements))
- Evidence informing base-year allocation inputs; displayed values and growth are calculated: Separately reports C$xx.xx maintenance/spares, C$xx.xx trace/consumables and C$xx.xx training/certification, constraining attributable agency lifecycle expenditure.
- Evidence informing base-year allocation inputs; displayed values and growth are calculated: Separates screening-contractor payments from equipment support, preventing staffing expenditure from becoming equipment-market purchasing.
- Evidence informing forecast-year allocation inputs; displayed values and growth are calculated: Separately reports C$xx.xx maintenance/spares, C$xx.xx trace/consumables and C$xx.xx training/certification, constraining attributable agency lifecycle expenditure.
- Evidence informing forecast-year allocation inputs; displayed values and growth are calculated: Separates screening-contractor payments from equipment support, preventing staffing expenditure from becoming equipment-market purchasing.
- Evidence informing base-year allocation inputs; displayed values and growth are calculated: Audited expense disclosure reports C$xx.xx for maintenance and spare parts in the year ended March xx.xx 2025. It constrains support-spending materiality, not the amount attributable to an independent provider. ([catsa-acsta.gc.ca](https://www.catsa-acsta.gc.ca/en/publications/2025-annual-report/notes-financial-statements))

20. Aviation security screening approved equipment list
    - Evidence informing base-year allocation inputs; displayed values and growth are calculated: Baggage EDS/EDSCB and conventional X-ray classes support the inspection-system boundary, not sales weights. ([gov.uk](https://www.gov.uk/government/collections/aviation-security-screening-approved-equipment-list))
    - Evidence informing forecast-year allocation inputs; displayed values and growth are calculated: Baggage EDS/EDSCB and conventional X-ray classes support the inspection-system boundary, not sales weights. ([gov.uk](https://www.gov.uk/government/collections/aviation-security-screening-approved-equipment-list))
    - Evidence informing base-year allocation inputs; displayed values and growth are calculated: Liquid detectors are a distinct cabin-baggage category; the complete bulk-material extension remains modeled within the captured boundary. ([gov.uk](https://www.gov.uk/government/collections/aviation-security-screening-approved-equipment-list))
    - Evidence informing forecast-year allocation inputs; displayed values and growth are calculated: Liquid detectors are a distinct cabin-baggage category; the complete bulk-material extension remains modeled within the captured boundary. ([gov.uk](https://www.gov.uk/government/collections/aviation-security-screening-approved-equipment-list))
    - Evidence informing base-year allocation inputs; displayed values and growth are calculated: ETD serves baggage and other applications, requiring explicit baggage attribution rather than allocating all detector sales here. ([gov.uk](https://www.gov.uk/government/collections/aviation-security-screening-approved-equipment-list))
    - Evidence informing forecast-year allocation inputs; displayed values and growth are calculated: ETD serves baggage and other applications, requiring explicit baggage attribution rather than allocating all detector sales here. ([gov.uk](https://www.gov.uk/government/collections/aviation-security-screening-approved-equipment-list))
    - Evidence informing base-year allocation inputs; displayed values and growth are calculated: Dedicated ETD consumables are separately recognized, supporting goods classification without establishing spending or unrestricted interchangeability. ([gov.uk](https://www.gov.uk/government/collections/aviation-security-screening-approved-equipment-list))
    - Evidence informing forecast-year allocation inputs; displayed values and growth are calculated: Dedicated ETD consumables are separately recognized, supporting goods classification without establishing spending or unrestricted interchangeability. ([gov.uk](https://www.gov.uk/government/collections/aviation-security-screening-approved-equipment-list))
21. Quantifying the Impacts of Delayed Maintenance of Airport Assets: A Guide - Chapter 6, Baggage Handling Systems
    - Evidence informing base-year allocation inputs; displayed values and growth are calculated: The baggage-handling cost study uses a modeled xx.xx% labor share, adopted only as an adjacent support-cost proxy. ([nationalacademies.org](https://www.nationalacademies.org/read/xx.xx/chapter/xx.xx))
    - Evidence informing forecast-year allocation inputs; displayed values and growth are calculated: The baggage-handling cost study uses a modeled xx.xx% labor share, adopted only as an adjacent support-cost proxy. ([nationalacademies.org](https://www.nationalacademies.org/read/xx.xx/chapter/xx.xx))
    - Evidence informing base-year allocation inputs; displayed values and growth are calculated: Its corresponding modeled xx.xx% parts share calibrates the labor/goods separation; it is not an observed screening-equipment ratio. ([nationalacademies.org](https://www.nationalacademies.org/read/xx.xx/chapter/xx.xx))
    - Evidence informing forecast-year allocation inputs; displayed values and growth are calculated: Its corresponding modeled xx.xx% parts share calibrates the labor/goods separation; it is not an observed screening-equipment ratio. ([nationalacademies.org](https://www.nationalacademies.org/read/xx.xx/chapter/xx.xx))

22. Procurement of Next Generation Security Checkpoint Equipment - Contract Award Notice

- Evidence informing base-year allocation inputs; displayed values and growth are calculated: The seven-system award includes automated tray return, demonstrating bundled purchasing but no separately priced hardware allocation. ([sell2wales.gov.wales](https://www.sell2wales.gov.wales/search/show/search_view.aspx?ID=NOV417275))
- Evidence informing forecast-year allocation inputs; displayed values and growth are calculated: The seven-system award includes automated tray return, demonstrating bundled purchasing but no separately priced hardware allocation. ([sell2wales.gov.wales](https://www.sell2wales.gov.wales/search/show/search_view.aspx?ID=NOV417275))
- Evidence informing base-year allocation inputs; displayed values and growth are calculated: The integrated CT/tray-return scope constrains the automation interface boundary; it does not value general airport conveyors. ([sell2wales.gov.wales](https://www.sell2wales.gov.wales/search/show/search_view.aspx?ID=NOV417275))
- Evidence informing forecast-year allocation inputs; displayed values and growth are calculated: The integrated CT/tray-return scope constrains the automation interface boundary; it does not value general airport conveyors. ([sell2wales.gov.wales](https://www.sell2wales.gov.wales/search/show/search_view.aspx?ID=NOV417275))
- Evidence informing base-year allocation inputs; displayed values and growth are calculated: Central image processing is an explicit purchased function, without a separately disclosed license price. ([sell2wales.gov.wales](https://www.sell2wales.gov.wales/search/show/search_view.aspx?ID=NOV417275))
- Evidence informing forecast-year allocation inputs; displayed values and growth are calculated: Central image processing is an explicit purchased function, without a separately disclosed license price. ([sell2wales.gov.wales](https://www.sell2wales.gov.wales/search/show/search_view.aspx?ID=NOV417275))
- Evidence informing base-year allocation inputs; displayed values and growth are calculated: Supply, installation and commissioning are included deliverables, supporting deployment-service attribution without establishing its percentage. ([sell2wales.gov.wales](https://www.sell2wales.gov.wales/search/show/search_view.aspx?ID=NOV417275))
- Evidence informing forecast-year allocation inputs; displayed values and growth are calculated: Supply, installation and commissioning are included deliverables, supporting deployment-service attribution without establishing its percentage. ([sell2wales.gov.wales](https://www.sell2wales.gov.wales/search/show/search_view.aspx?ID=NOV417275))
- Evidence informing base-year allocation inputs; displayed values and growth are calculated: The October xx.xx 2022 award covers seven systems combining cabin CT, tray return, image processing and deployment responsibilities. It supports integrated purchased scope, not completed delivery or a global sales weight.
- Evidence informing forecast-year allocation inputs; displayed values and growth are calculated: The October xx.xx 2022 award covers seven systems combining cabin CT, tray return, image processing and deployment responsibilities. It supports integrated purchased scope, not completed delivery or a global sales weight.
- Evidence informing base-year allocation inputs; displayed values and growth are calculated: The integrated Newcastle procurement reports a GBP xx.xx-xx.xx offer range but no physical review-room location; its value cannot be assigned automatically to local review. ([sell2wales.gov.wales](https://www.sell2wales.gov.wales/search/show/search_view.aspx?ID=NOV417275))
- Evidence informing forecast-year allocation inputs; displayed values and growth are calculated: The integrated Newcastle procurement reports a GBP xx.xx-xx.xx offer range but no physical review-room location; its value cannot be assigned automatically to local review. ([sell2wales.gov.wales](https://www.sell2wales.gov.wales/search/show/search_view.aspx?ID=NOV417275))
- Evidence informing base-year allocation inputs; displayed values and growth are calculated: Central image processing is included, but a separate on-site room is not specified; constrains classification rather than supplying a remote-review sales weight. ([sell2wales.gov.wales](https://www.sell2wales.gov.wales/search/show/search_view.aspx?ID=NOV417275))
- Evidence informing forecast-year allocation inputs; displayed values and growth are calculated: Central image processing is included, but a separate on-site room is not specified; constrains classification rather than supplying a remote-review sales weight. ([sell2wales.gov.wales](https://www.sell2wales.gov.wales/search/show/search_view.aspx?ID=NOV417275))
- Evidence informing base-year allocation inputs; displayed values and growth are calculated: The bundled award does not identify a mixed-location package or its attributable price, preventing automatic hybrid classification. ([sell2wales.gov.wales](https://www.sell2wales.gov.wales/search/show/search_view.aspx?ID=NOV417275))
- Evidence informing forecast-year allocation inputs; displayed values and growth are calculated: The bundled award does not identify a mixed-location package or its attributable price, preventing automatic hybrid classification.

23. Smiths Detection - Digital Innovation
    - Evidence informing base-year allocation inputs; displayed values and growth are calculated: The supplier identifies detection applications as a commercial function; separate fee allocation remains assumed. ([smithsdetection.com](https://www.smithsdetection.com/digital-innovation/))
    - Evidence informing forecast-year allocation inputs; displayed values and growth are calculated: The supplier identifies detection applications as a commercial function; separate fee allocation remains assumed. ([smithsdetection.com](https://www.smithsdetection.com/digital-innovation/))
    - Evidence informing base-year allocation inputs; displayed values and growth are calculated: Centralized screening supports the image-review function, not an observed software revenue weight. ([smithsdetection.com](https://www.smithsdetection.com/digital-innovation/))
    - Evidence informing forecast-year allocation inputs; displayed values and growth are calculated: Centralized screening supports the image-review function, not an observed software revenue weight. ([smithsdetection.com](https://www.smithsdetection.com/digital-innovation/))
    - Evidence informing base-year allocation inputs; displayed values and growth are calculated: Connectivity, multi-vendor integration and equipment-health applications establish the fleet-management function without proving customer-specific rights or prices. ([smithsdetection.com](https://www.smithsdetection.com/digital-innovation/))
    - Evidence informing forecast-year allocation inputs; displayed values and growth are calculated: Connectivity, multi-vendor integration and equipment-health applications establish the fleet-management function without proving customer-specific rights or prices. ([smithsdetection.com](https://www.smithsdetection.com/digital-innovation/))
    - Evidence informing base-year allocation inputs; displayed values and growth are calculated: ELECTORA is offered for integrating multi-vendor devices, datasets and applications; establishes the vendor-platform category but discloses no category revenue or customer-specific substitution entitlement. ([smithsdetection.com](https://www.smithsdetection.com/digital-innovation/))
    - Evidence informing forecast-year allocation inputs; displayed values and growth are calculated: ELECTORA is offered for integrating multi-vendor devices, datasets and applications; establishes the vendor-platform category but discloses no category revenue or customer-specific substitution entitlement. ([smithsdetection.com](https://www.smithsdetection.com/digital-innovation/))
24. UK Civil Aviation Authority - Threat Image Projection (TIP)
    - Evidence informing base-year allocation inputs; displayed values and growth are calculated: TIP library approval and renewal obligations support continuing software commitments, not the modeled global fee or share. ([caa.co.uk](https://www.caa.co.uk/commercial-industry/security/training-and-human-factors/threat-image-projection/))
    - Evidence informing forecast-year allocation inputs; displayed values and growth are calculated: TIP library approval and renewal obligations support continuing software commitments, not the modeled global fee or share. ([caa.co.uk](https://www.caa.co.uk/commercial-industry/security/training-and-human-factors/threat-image-projection/))

25. Smiths Detection - Service

- Evidence informing base-year allocation inputs; displayed values and growth are calculated: Inclusive capital-equipment support covers labor and parts, requiring a single-count economic allocation across services and goods. ([smithsdetection.com](https://www.smithsdetection.com/service/))
- Evidence informing forecast-year allocation inputs; displayed values and growth are calculated: Inclusive capital-equipment support covers labor and parts, requiring a single-count economic allocation across services and goods. ([smithsdetection.com](https://www.smithsdetection.com/service/))
- Evidence informing base-year allocation inputs; displayed values and growth are calculated: Equipment-specific training and certification are commercial offerings distinct from routine screening staffing. ([smithsdetection.com](https://www.smithsdetection.com/service/))
- Evidence informing forecast-year allocation inputs; displayed values and growth are calculated: Equipment-specific training and certification are commercial offerings distinct from routine screening staffing. ([smithsdetection.com](https://www.smithsdetection.com/service/))
- Evidence informing base-year allocation inputs; displayed values and growth are calculated: The parts-support offering and inclusive contracts corroborate the goods boundary, but not the assumed xx.xx% allocation. ([smithsdetection.com](https://www.smithsdetection.com/service/))
- Evidence informing forecast-year allocation inputs; displayed values and growth are calculated: The parts-support offering and inclusive contracts corroborate the goods boundary, but not the assumed xx.xx% allocation. ([smithsdetection.com](https://www.smithsdetection.com/service/))
- Evidence informing base-year allocation inputs; displayed values and growth are calculated: Describes inclusive labor-and-parts contracts and manufacturer support, supporting nonduplicative lifecycle attribution to projection equipment, not a verified xx.xx% fee. ([smithsdetection.com](https://www.smithsdetection.com/service/))
- Evidence informing forecast-year allocation inputs; displayed values and growth are calculated: Describes inclusive labor-and-parts contracts and manufacturer support, supporting nonduplicative lifecycle attribution to projection equipment, not a verified xx.xx% fee. ([smithsdetection.com](https://www.smithsdetection.com/service/))
- Evidence informing base-year allocation inputs; displayed values and growth are calculated: Supports the existence of manufacturer lifecycle offerings; broad service-footprint counts are not used as CT revenue weights.
- Evidence informing forecast-year allocation inputs; displayed values and growth are calculated: Supports the existence of manufacturer lifecycle offerings; broad service-footprint counts are not used as CT revenue weights.
- Evidence informing base-year allocation inputs; displayed values and growth are calculated: Supports commercial maintenance, refurbishment and parts offerings for portable equipment without establishing baggage-specific service receipts.
- Evidence informing forecast-year allocation inputs; displayed values and growth are calculated: Supports commercial maintenance, refurbishment and parts offerings for portable equipment without establishing baggage-specific service receipts.
- Evidence informing base-year allocation inputs; displayed values and growth are calculated: The manufacturer markets direct on-site support and inclusive capital-equipment labor-and-parts contracts. This supports a continuing manufacturer-service alternative, without measuring a pricing premium. ([smithsdetection.com](https://www.smithsdetection.com/service/))
- Evidence informing forecast-year allocation inputs; displayed values and growth are calculated: The manufacturer markets direct on-site support and inclusive capital-equipment labor-and-parts contracts. This supports a continuing manufacturer-service alternative, without measuring a pricing premium. ([smithsdetection.com](https://www.smithsdetection.com/service/))
- Evidence informing base-year allocation inputs; displayed values and growth are calculated: Manufacturer-provided bundled support is a commercial alternative to separate technical-service procurement, limiting assumptions of unrestricted third-party substitution. ([smithsdetection.com](https://www.smithsdetection.com/service/))
- Evidence informing forecast-year allocation inputs; displayed values and growth are calculated: Manufacturer-provided bundled support is a commercial alternative to separate technical-service procurement, limiting assumptions of unrestricted third-party substitution. ([smithsdetection.com](https://www.smithsdetection.com/service/))

26. Hold baggage screening upgrade, Dublin and Cork Airports, Ireland

- Evidence informing base-year allocation inputs; displayed values and growth are calculated: Separate professional-service appointments cover project controls, design oversight and interface management; the broader construction budget is not used as screening-service revenue. ([neccontract.com](https://www.neccontract.com/projects/hold-baggage-screening-upgrade-dublin-and-cork-airports-ireland))
- Evidence informing forecast-year allocation inputs; displayed values and growth are calculated: Separate professional-service appointments cover project controls, design oversight and interface management; the broader construction budget is not used as screening-service revenue. ([neccontract.com](https://www.neccontract.com/projects/hold-baggage-screening-upgrade-dublin-and-cork-airports-ireland))
- Evidence informing base-year allocation inputs; displayed values and growth are calculated: Describes three upgraded hold-baggage systems delivered through separate construction, baggage-integration and advisory appointments, completed in March 2023. Supports integrated-system attribution without assuming a universal single-prime model.
- Evidence informing forecast-year allocation inputs; displayed values and growth are calculated: Describes three upgraded hold-baggage systems delivered through separate construction, baggage-integration and advisory appointments, completed in March 2023. Supports integrated-system attribution without assuming a universal single-prime model.

27. Corporate Plan 2025-26 to 2029-30 Summary - Financial Overview
    - Evidence informing base-year allocation inputs; displayed values and growth are calculated: CATSA distinguishes major-checkpoint CT replacement from single-view-to-multiview replacement elsewhere, supporting application-specific projection demand and forecast assumptions. It also discloses capital funding subject to reprofile approval. ([catsa-acsta.gc.ca](https://www.catsa-acsta.gc.ca/en/publications/corporate-plan-2025-xx.xx-2029-xx.xx/financial-overview))
    - Evidence informing forecast-year allocation inputs; displayed values and growth are calculated: CATSA distinguishes major-checkpoint CT replacement from single-view-to-multiview replacement elsewhere, supporting application-specific projection demand and forecast assumptions. It also discloses capital funding subject to reprofile approval. ([catsa-acsta.gc.ca](https://www.catsa-acsta.gc.ca/en/publications/corporate-plan-2025-xx.xx-2029-xx.xx/financial-overview))
    - Evidence informing base-year allocation inputs; displayed values and growth are calculated: Identifies single-view equipment as a replacement population, supporting the modeled displacement mechanism rather than an observed global share.
    - Evidence informing forecast-year allocation inputs; displayed values and growth are calculated: Identifies single-view equipment as a replacement population, supporting the modeled displacement mechanism rather than an observed global share.
    - Evidence informing base-year allocation inputs; displayed values and growth are calculated: Multiview remains a planned purchasing destination at non-passenger checkpoints and Class xx.xx airports, qualifying universal CT substitution.
    - Evidence informing forecast-year allocation inputs; displayed values and growth are calculated: Multiview remains a planned purchasing destination at non-passenger checkpoints and Class xx.xx airports, qualifying universal CT substitution.
    - Evidence informing base-year allocation inputs; displayed values and growth are calculated: CT replacement is a stated major-checkpoint investment priority, subject to funding and delivery risks; this supports direction, not the modeled global share.
    - Evidence informing forecast-year allocation inputs; displayed values and growth are calculated: CT replacement is a stated major-checkpoint investment priority, subject to funding and delivery risks; this supports direction, not the modeled global share.
    - Evidence informing base-year allocation inputs; displayed values and growth are calculated: The plan includes additional screening equipment and expansion of existing hold-baggage screening capacity. Its FY2025/xx.xx capital budget is C$xx.xx across mixed activities; plans are not recognized supplier revenue.
    - Evidence informing forecast-year allocation inputs; displayed values and growth are calculated: The plan includes additional screening equipment and expansion of existing hold-baggage screening capacity. Its FY2025/xx.xx capital budget is C$xx.xx across mixed activities; plans are not recognized supplier revenue.
    - Evidence informing base-year allocation inputs; displayed values and growth are calculated: The plan distinguishes replacement of checkpoint X-ray equipment with CT and asset lifecycle renewal from additional capacity. Funding, partner timing and reprofiling qualify forecast realization.
    - Evidence informing forecast-year allocation inputs; displayed values and growth are calculated: The plan distinguishes replacement of checkpoint X-ray equipment with CT and asset lifecycle renewal from additional capacity. Funding, partner timing and reprofiling qualify forecast realization.
28. ECAC CEP Public Equipment List - Explosive Detection Systems, Update 18 April 2025
    - Evidence informing base-year allocation inputs; displayed values and growth are calculated: The April xx.xx 2025 list retains XRD xx.xx supporting the legacy commercial-category premise but not the assumed installed cohort or sales volume. ([ecac-ceac.org](https://www.ecac-ceac.org/images/activities/security/ECAC-CEP-EDS-equipment_public_list_update_20250418.pdf))
    - Evidence informing forecast-year allocation inputs; displayed values and growth are calculated: The April xx.xx 2025 list retains XRD xx.xx supporting the legacy commercial-category premise but not the assumed installed cohort or sales volume. ([ecac-ceac.org](https://www.ecac-ceac.org/images/activities/security/ECAC-CEP-EDS-equipment_public_list_update_20250418.pdf))

29. Partners - HALO X-ray Technologies Ltd

· Evidence informing base-year allocation inputs; displayed values and growth are calculated: Named airport pilots and approximately USD xx.xx and USD xx.xx development programs establish commercialization activity and program scale, not realized annual XRD equipment revenue. ([haloxray.com](https://www.haloxray.com/partners))

· Evidence informing forecast-year allocation inputs; displayed values and growth are calculated: Named airport pilots and approximately USD xx.xx and USD xx.xx development programs establish commercialization activity and program scale, not realized annual XRD equipment revenue. ([haloxray.com](https://www.haloxray.com/partners))

30. Explosives Trace Detectors (ETDs): Market Survey Report, November 2021

· Evidence informing base-year allocation inputs; displayed values and growth are calculated: Historical IONSCAN xx.xx list-price configurations around USD xx.xx-xx.xx constrain the IMS price class; they do not establish 2025 purchasing volumes or realizations. ([dhs.gov](https://dhs.gov/sites/default/files/2021-xx.xx/SAVER_Explosives%20Trace%20Detectors%20MSR_08Nov2021_Final-xx.xx.pdf))

· Evidence informing forecast-year allocation inputs; displayed values and growth are calculated: Historical IONSCAN xx.xx list-price configurations around USD xx.xx-xx.xx constrain the IMS price class; they do not establish 2025 purchasing volumes or realizations. ([dhs.gov](https://dhs.gov/sites/default/files/2021-xx.xx/SAVER_Explosives%20Trace%20Detectors%20MSR_08Nov2021_Final-xx.xx.pdf))

· Evidence informing base-year allocation inputs; displayed values and growth are calculated: The Fido X4 historical USD xx.xx list-price benchmark supports the explicit nominal-price bridge; baggage attribution and unit mix remain modeled.

· Evidence informing forecast-year allocation inputs; displayed values and growth are calculated: The Fido X4 historical USD xx.xx list-price benchmark supports the explicit nominal-price bridge; baggage attribution and unit mix remain modeled.

31. Astrotech Corporation - Form 10-K for the Fiscal Year Ended June 30, 2025

· Evidence informing base-year allocation inputs; displayed values and growth are calculated: Discloses FY2025 product and service revenue, xx.xx deployment locations, and a six-unit USD xx.xx order. These provide a price comparator and supplier-scale check, not baggage-only revenue. ([sec.gov](https://www.sec.gov/Archives/edgar/data/xx.xx/xx.xx/astc20250630_10k.htm))

· Evidence informing forecast-year allocation inputs; displayed values and growth are calculated: Discloses FY2025 product and service revenue, xx.xx deployment locations, and a six-unit USD xx.xx order. These provide a price comparator and supplier-scale check, not baggage-only revenue. ([sec.gov](https://www.sec.gov/Archives/edgar/data/xx.xx/xx.xx/astc20250630_10k.htm))

32. Astrotech Corporation - Form 10-K for the Fiscal Year Ended June 30, 2026

· Evidence informing base-year allocation inputs; displayed values and growth are calculated: Reports eight TRACER units sold in FY2025 versus three in FY2026, identifies grant-related revenue within FY2025 product revenue, and describes a potential subsidiary sale. These constrain MS attribution and forecast optimism. ([sec.gov](https://www.sec.gov/Archives/edgar/data/xx.xx/xx.xx/astc20260630_10k.htm))

· Evidence informing forecast-year allocation inputs; displayed values and growth are calculated: Reports eight TRACER units sold in FY2025 versus three in FY2026, identifies grant-related revenue within FY2025 product revenue, and describes a potential subsidiary sale. These constrain MS attribution and forecast optimism. ([sec.gov](https://www.sec.gov/Archives/edgar/data/xx.xx/xx.xx/astc20260630_10k.htm))

33. Liquid Explosive Detector, Bottle Liquid Scanner, Insight - Agilent

· Evidence informing base-year allocation inputs; displayed values and growth are calculated: Identifies Raman-based airport resolution products and dated September 2025 launch and May 2026 contract announcements. Supports category continuity and adoption premises, not global unit or revenue shares. ([agilent.com](https://www.agilent.com/en/product/molecular-spectroscopy/raman-spectroscopy/raman-aviation-security-systems/insight-series-alarm-resolution-systems))

· Evidence informing forecast-year allocation inputs; displayed values and growth are calculated: Identifies Raman-based airport resolution products and dated September 2025 launch and May 2026 contract announcements. Supports category continuity and adoption premises, not global unit or revenue shares. ([agilent.com](https://www.agilent.com/en/product/molecular-spectroscopy/raman-spectroscopy/raman-aviation-security-systems/insight-series-alarm-resolution-systems))

34. Bottle Liquid Scanner for Sale from China - Securina

· Evidence informing base-year allocation inputs; displayed values and growth are calculated: Positions microwave-based liquid-screening products for airports and customs. Supports commercial classification only; prices, authorization and purchasing weights remain assumptions. ([securinadetection.com](https://www.securinadetection.com/Bottle-Liquid-Scanner-Manufacturer-China.html))

· Evidence informing forecast-year allocation inputs; displayed values and growth are calculated: Positions microwave-based liquid-screening products for airports and customs. Supports commercial classification only; prices, authorization and purchasing weights remain assumptions. ([securinadetection.com](https://www.securinadetection.com/Bottle-Liquid-Scanner-Manufacturer-China.html))

35. Quick, Accurate Threat-Detection Scanner for Liquid, Aerosol, and Gels Eases and Secures Air Travel Worldwide

· Evidence informing base-year allocation inputs; displayed values and growth are calculated: Identifies LS10 as a complete commercial liquid scanner combining RF and ultrasonic capabilities, supporting nonduplicative complete-product attribution. ([battelle.org](https://www.battelle.org/insights/case-studies/case-study-details/quick-accurate-threat-detection-scanner-for-liquid-aerosol-and-gels-eases-and-secures-air-travel-worldwide))

· Evidence informing forecast-year allocation inputs; displayed values and growth are calculated: Identifies LS10 as a complete commercial liquid scanner combining RF and ultrasonic capabilities, supporting nonduplicative complete-product attribution. ([battelle.org](https://www.battelle.org/insights/case-studies/case-study-details/quick-accurate-threat-detection-scanner-for-liquid-aerosol-and-gels-eases-and-secures-air-travel-worldwide))

36. ECAC CEP Public Equipment List - Liquid Explosive Detection Systems, Update 10 July 2025

· Evidence informing base-year allocation inputs; displayed values and growth are calculated: The July xx.xx 2025 list includes One Resonance Sensors MobiLab BLS. This supports retained listed status for a named product, not active supply, paid installed stock or observed receipts. ([ecac-ceac.org](https://www.ecac-ceac.org/images/activities/security/ECAC-CEP-LEDS%20equipment%20public%20list-update%xx.xx-xx.xx-rev1.pdf))

· Evidence informing forecast-year allocation inputs; displayed values and growth are calculated: The July xx.xx 2025 list includes One Resonance Sensors MobiLab BLS. This supports retained listed status for a named product, not active supply, paid installed stock or observed receipts. ([ecac-ceac.org](https://www.ecac-ceac.org/images/activities/security/ECAC-CEP-LEDS%20equipment%20public%20list-update%xx.xx-xx.xx-rev1.pdf))

37. MobiLab BLS Bottled Liquid Scanner Endorsed By European Civil Aviation Conference

· Evidence informing base-year allocation inputs; displayed values and growth are calculated: The company's May xx.xx 2014 announcement identifies MobiLab BLS as an NMR-based airport liquid scanner and states that orders were being accepted. Establishes historical commercial offering, not 2025 deliveries. ([prnewswire.com](https://www.prnewswire.com/news-releases/mobilab-bls-bottled-liquid-scanner-endorsed-by-european-civil-aviation-conference-xx.xx.html))

· Evidence informing forecast-year allocation inputs; displayed values and growth are calculated: The company's May xx.xx 2014 announcement identifies MobiLab BLS as an NMR-based airport liquid scanner and states that orders were being accepted. Establishes historical commercial offering, not 2025 deliveries. ([prnewswire.com](https://www.prnewswire.com/news-releases/mobilab-bls-bottled-liquid-scanner-endorsed-by-european-civil-aviation-conference-xx.xx.html))

38. SafePointe BLS Powered by ORS - Bottled Liquid Explosives Detection Solution

· Evidence informing base-year allocation inputs; displayed values and growth are calculated: The branded supplier brochure documents an ORS-powered bottled-liquid product channel. Its availability does not establish current orders or support continuity; it supports only the legacy-channel modeling premise. ([uploads-ssl.webflow.com](https://uploads-ssl.webflow.com/608330bcae48962bf6d7ff37/6149f80be6c30d34b5e3debe_BLS-Flyer-Compressed.pdf))

· Evidence informing forecast-year allocation inputs; displayed values and growth are calculated: The branded supplier brochure documents an ORS-powered bottled-liquid product channel. Its availability does not establish current orders or support continuity; it supports only the legacy-channel modeling premise. ([uploads-ssl.webflow.com](https://uploads-ssl.webflow.com/608330bcae48962bf6d7ff37/6149f80be6c30d34b5e3debe_BLS-Flyer-Compressed.pdf))

39. Florida Division of Corporations - One Resonance Sensors, LLC, Entity Detail

· Evidence informing base-year allocation inputs; displayed values and growth are calculated: The official registry records One Resonance Sensors, LLC as inactive following administrative dissolution on September xx.xx 2019. This counterevidence constrains continuity assumptions but does not prove zero surviving product support. ([search.sunbiz.org](https://search.sunbiz.org/Inquiry/CorporationSearch/SearchResultDetail?aggregateId=flal-l11000122986-c57f60b3-690d-4c87-836a-9aeb045075e8&directionType=CurrentList&inquirytype=EntityName&listNameOrder=ONERESONANCESENSORS+L110001229860&searchNameOrder=ONERESONANCESENSORS+L110001229860&searchTerm=ONE+RED+AMPERSAND+LLC))

· Evidence informing forecast-year allocation inputs; displayed values and growth are calculated: The official registry records One Resonance Sensors, LLC as inactive following administrative dissolution on September xx.xx 2019. This counterevidence constrains continuity assumptions but does not prove zero surviving product support. ([search.sunbiz.org](https://search.sunbiz.org/Inquiry/CorporationSearch/SearchResultDetail?aggregateId=flal-l11000122986-c57f60b3-690d-4c87-836a-9aeb045075e8&directionType=CurrentList&inquirytype=EntityName&listNameOrder=ONERESONANCESENSORS+L110001229860&searchNameOrder=ONERESONANCESENSORS+L110001229860&searchTerm=ONE+RED+AMPERSAND+LLC))

40. Explosive Detection - Teledyne FLIR Defense

· Evidence informing base-year allocation inputs; displayed values and growth are calculated: Lists offered Fido X-series products and service support, supporting commercial offering continuity only, not airport-specific eligibility or sales weights. ([flir.com](https://www.flir.com/threat-detection/explosives/))

· Evidence informing forecast-year allocation inputs; displayed values and growth are calculated: Lists offered Fido X-series products and service support, supporting commercial offering continuity only, not airport-specific eligibility or sales weights. ([flir.com](https://www.flir.com/threat-detection/explosives/))

41. Scintrex Trace E3500 Explosive Trace Detection Unit - SecurityPro USA

· Evidence informing base-year allocation inputs; displayed values and growth are calculated: The distributor offers E3500 chemiluminescence equipment and identifies customs/border applications. Supports a commercial category lead, not measured airport purchasing or the assumed price. ([securityprousa.com](https://www.securityprousa.com/collections/explosive-detection/products/scintrex-trace-e3500-explosive-trace-detection-unit))

· Evidence informing forecast-year allocation inputs; displayed values and growth are calculated: The distributor offers E3500 chemiluminescence equipment and identifies customs/border applications. Supports a commercial category lead, not measured airport purchasing or the assumed price. ([securityprousa.com](https://www.securityprousa.com/collections/explosive-detection/products/scintrex-trace-e3500-explosive-trace-detection-unit))

42. Portable Explosive Detector - Trace Detector EVD-3000+

- Evidence informing base-year allocation inputs; displayed values and growth are calculated: The distributor offers EVD-xx.xx+ thermo-redox equipment. Supports offered-product classification, not airport authorization, purchasing volume or the modeled realization. ([securityprousa.com](https://www.securityprousa.com/products/scintrex-trace-evd-xx.xx-portable-trace-detection-unit))
- Evidence informing forecast-year allocation inputs; displayed values and growth are calculated: The distributor offers EVD-xx.xx+ thermo-redox equipment. Supports offered-product classification, not airport authorization, purchasing volume or the modeled realization. ([securityprousa.com](https://www.securityprousa.com/products/scintrex-trace-evd-xx.xx-portable-trace-detection-unit))

43. CATSA's Purchase Order Terms and Conditions

- Evidence informing base-year allocation inputs; displayed values and growth are calculated: Contract terms constrain maintenance, parts and consumables escalation, qualifying unrestricted aftermarket pricing assumptions in the projection lifecycle model. ([catsa-acsta.gc.ca](https://www.catsa-acsta.gc.ca/en/publications/catsa-s-purchase-order-terms-and-conditions))
- Evidence informing forecast-year allocation inputs; displayed values and growth are calculated: Contract terms constrain maintenance, parts and consumables escalation, qualifying unrestricted aftermarket pricing assumptions in the projection lifecycle model. ([catsa-acsta.gc.ca](https://www.catsa-acsta.gc.ca/en/publications/catsa-s-purchase-order-terms-and-conditions))
- Evidence informing base-year allocation inputs; displayed values and growth are calculated: Contractual price limits constrain the pricing premise, but do not verify CT-specific global support receipts.
- Evidence informing forecast-year allocation inputs; displayed values and growth are calculated: Contractual price limits constrain the pricing premise, but do not verify CT-specific global support receipts.
- Evidence informing base-year allocation inputs; displayed values and growth are calculated: Maintenance and consumable escalation limits qualify the trace-platform pricing assumption rather than establishing the modeled IMS share.
- Evidence informing forecast-year allocation inputs; displayed values and growth are calculated: Maintenance and consumable escalation limits qualify the trace-platform pricing assumption rather than establishing the modeled IMS share.
- Evidence informing base-year allocation inputs; displayed values and growth are calculated: The pre-existing-software clause grants broad license rights without transferring ownership; proprietary ownership alone therefore cannot establish the Closed revenue numerator. ([catsa-acsta.gc.ca](https://www.catsa-acsta.gc.ca/en/publications/catsa-s-purchase-order-terms-and-conditions))
- Evidence informing forecast-year allocation inputs; displayed values and growth are calculated: The pre-existing-software clause grants broad license rights without transferring ownership; proprietary ownership alone therefore cannot establish the Closed revenue numerator. ([catsa-acsta.gc.ca](https://www.catsa-acsta.gc.ca/en/publications/catsa-s-purchase-order-terms-and-conditions))
- Evidence informing base-year allocation inputs; displayed values and growth are calculated: Software modification rights are not themselves proof of standards-based interfaces or independent component substitution; supports conservative classification. ([catsa-acsta.gc.ca](https://www.catsa-acsta.gc.ca/en/publications/catsa-s-purchase-order-terms-and-conditions))
- Evidence informing forecast-year allocation inputs; displayed values and growth are calculated: Software modification rights are not themselves proof of standards-based interfaces or independent component substitution; supports conservative classification. ([catsa-acsta.gc.ca](https://www.catsa-acsta.gc.ca/en/publications/catsa-s-purchase-order-terms-and-conditions))

44. Liquids Scanner for Airport Security - UC Davis
    - Evidence informing base-year allocation inputs; displayed values and growth are calculated: The February xx.xx 2011 account establishes a development contract and licensing relationship. Its development allocation is excluded from 2025 receipts and does not establish a surviving commercial cohort. ([ucdavis.edu](https://www.ucdavis.edu/news/liquids-scanner-airport-security))
    - Evidence informing forecast-year allocation inputs; displayed values and growth are calculated: The February xx.xx 2011 account establishes a development contract and licensing relationship. Its development allocation is excluded from 2025 receipts and does not establish a surviving commercial cohort. ([ucdavis.edu](https://www.ucdavis.edu/news/liquids-scanner-airport-security))
45. Open Architecture for Airport Security Systems, Second Edition
    - Evidence informing base-year allocation inputs; displayed values and growth are calculated: Distinguishes proprietary integration from interoperable connections, supporting the category boundary rather than an observed revenue share. ([aci-europe.org](https://aci-europe.org/downloads/resources/Open%20Architecture%20for%20Airport%20Security%20Systems%202nd%20Edition.pdf))
    - Evidence informing forecast-year allocation inputs; displayed values and growth are calculated: Distinguishes proprietary integration from interoperable connections, supporting the category boundary rather than an observed revenue share. ([aci-europe.org](https://aci-europe.org/downloads/resources/Open%20Architecture%20for%20Airport%20Security%20Systems%202nd%20Edition.pdf))
    - Evidence informing base-year allocation inputs; displayed values and growth are calculated: Integration does not guarantee interoperability; this constrains attribution of vendor-mediated configurations. ([aci-europe.org](https://aci-europe.org/downloads/resources/Open%20Architecture%20for%20Airport%20Security%20Systems%202nd%20Edition.pdf))
    - Evidence informing forecast-year allocation inputs; displayed values and growth are calculated: Integration does not guarantee interoperability; this constrains attribution of vendor-mediated configurations. ([aci-europe.org](https://aci-europe.org/downloads/resources/Open%20Architecture%20for%20Airport%20Security%20Systems%202nd%20Edition.pdf))
    - Evidence informing base-year allocation inputs; displayed values and growth are calculated: Allows identified partial compliance and discusses accountable integration responsibilities; supports scoped open attribution, not whole-purchase reclassification. ([aci-europe.org](https://aci-europe.org/downloads/resources/Open%20Architecture%20for%20Airport%20Security%20Systems%202nd%20Edition.pdf))
    - Evidence informing forecast-year allocation inputs; displayed values and growth are calculated: Allows identified partial compliance and discusses accountable integration responsibilities; supports scoped open attribution, not whole-purchase reclassification. ([aci-europe.org](https://aci-europe.org/downloads/resources/Open%20Architecture%20for%20Airport%20Security%20Systems%202nd%20Edition.pdf))

46. CATSA 2025 Annual Report - Overview of Activities

- Evidence informing base-year allocation inputs; displayed values and growth are calculated: Reports xx.xx CATSA Plus lines across xx.xx airports serving more than xx.xx% of passengers in 2024/xx.xx; provides an independent integration-activity check, not a direct value allocation. ([catsa-acsta.gc.ca](https://www.catsa-acsta.gc.ca/en/publications/2025-annual-report/overview-activities))
- Evidence informing forecast-year allocation inputs; displayed values and growth are calculated: Reports xx.xx CATSA Plus lines across xx.xx airports serving more than xx.xx% of passengers in 2024/xx.xx; provides an independent integration-activity check, not a direct value allocation. ([catsa-acsta.gc.ca](https://www.catsa-acsta.gc.ca/en/publications/2025-annual-report/overview-activities))
- Evidence informing base-year allocation inputs; displayed values and growth are calculated: The reported modernized passenger coverage constrains an assumption of universally standalone activity, while leaving commercial architecture and revenue attribution unresolved. ([catsa-acsta.gc.ca](https://www.catsa-acsta.gc.ca/en/publications/2025-annual-report/overview-activities))
- Evidence informing forecast-year allocation inputs; displayed values and growth are calculated: The reported modernized passenger coverage constrains an assumption of universally standalone activity, while leaving commercial architecture and revenue attribution unresolved. ([catsa-acsta.gc.ca](https://www.catsa-acsta.gc.ca/en/publications/2025-annual-report/overview-activities))
- Evidence informing forecast-year allocation inputs; displayed values and growth are calculated: The annual report identifies enhanced non-passenger requirements and implementation planned from spring 2025. This supports a conditional modernization premise, not the modeled global uptake factor.
- Evidence informing base-year allocation inputs; displayed values and growth are calculated: Reports xx.xx CATSA Plus lines and more than xx.xx% passenger coverage in 2024/xx.xx; provides a Canadian adoption comparator, not a global local-review revenue weight. ([catsa-acsta.gc.ca](https://www.catsa-acsta.gc.ca/en/publications/2025-annual-report/overview-activities))
- Evidence informing forecast-year allocation inputs; displayed values and growth are calculated: Reports xx.xx CATSA Plus lines and more than xx.xx% passenger coverage in 2024/xx.xx; provides a Canadian adoption comparator, not a global local-review revenue weight. ([catsa-acsta.gc.ca](https://www.catsa-acsta.gc.ca/en/publications/2025-annual-report/overview-activities))
- Evidence informing base-year allocation inputs; displayed values and growth are calculated: Identifies remote screening within CATSA Plus and quantifies deployment; constrains the commercial-adoption premise but does not establish each review room's location. ([catsa-acsta.gc.ca](https://www.catsa-acsta.gc.ca/en/publications/2025-annual-report/overview-activities))
- Evidence informing forecast-year allocation inputs; displayed values and growth are calculated: Identifies remote screening within CATSA Plus and quantifies deployment; constrains the commercial-adoption premise but does not establish each review room's location. ([catsa-acsta.gc.ca](https://www.catsa-acsta.gc.ca/en/publications/2025-annual-report/overview-activities))
- Evidence informing base-year allocation inputs; displayed values and growth are calculated: Deployment coverage constrains the addressable network-enabled pool; it does not disclose hybrid contracts or justify the modeled hybrid percentage. ([catsa-acsta.gc.ca](https://www.catsa-acsta.gc.ca/en/publications/2025-annual-report/overview-activities))
- Evidence informing forecast-year allocation inputs; displayed values and growth are calculated: Deployment coverage constrains the addressable network-enabled pool; it does not disclose hybrid contracts or justify the modeled hybrid percentage. ([catsa-acsta.gc.ca](https://www.catsa-acsta.gc.ca/en/publications/2025-annual-report/overview-activities))

47. CATSA - Beyond the Checkpoint, December 2025

- Evidence informing base-year allocation inputs; displayed values and growth are calculated: Reports xx.xx operational CT machines at eight airports and a modular-line average of xx.xx passengers per hour versus xx.xx for traditional multi-split lines; supports the bounded throughput-to-unit bridge and phased-deployment premise. ([catsa-acsta.gc.ca](https://www.catsa-acsta.gc.ca/en/about-us/beyond-checkpoint-2025-december))
- Evidence informing forecast-year allocation inputs; displayed values and growth are calculated: Reports xx.xx operational CT machines at eight airports and a modular-line average of xx.xx passengers per hour versus xx.xx for traditional multi-split lines; supports the bounded throughput-to-unit bridge and phased-deployment premise. ([catsa-acsta.gc.ca](https://www.catsa-acsta.gc.ca/en/about-us/beyond-checkpoint-2025-december))

48. Smiths Detection Delivers Fully Automated International Remote Baggage Screening System Between South Korea and the United States

- Evidence informing base-year allocation inputs; displayed values and growth are calculated: The January xx.xx 2026 disclosure identifies xx.xx software licenses and DICOS V3.xx.xx exchange, and dates operational service to August 2025. Supports commercial standards-based activity and forecast feasibility, not an observed global share or a confirmed 2025 license inventory. ([smithsdetection.com](https://www.smithsdetection.com/press-releases/smiths-detection-delivers-fully-automated-international-remote-baggage-screening-system-between-south-korea-and-the-united-states/))
- Evidence informing forecast-year allocation inputs; displayed values and growth are calculated: The January xx.xx 2026 disclosure identifies xx.xx software licenses and DICOS V3.xx.xx exchange, and dates operational service to August 2025. Supports commercial standards-based activity and forecast feasibility, not an observed global share or a confirmed 2025 license inventory. ([smithsdetection.com](https://www.smithsdetection.com/press-releases/smiths-detection-delivers-fully-automated-international-remote-baggage-screening-system-between-south-korea-and-the-united-states/))

49. SeeTrue Marks Milestone with Over 100 X-ray Checkpoint Installations of Advanced AI-Based Threat Detection Software

- Evidence informing base-year allocation inputs; displayed values and growth are calculated: The December xx.xx 2024 announcement reports the 100th operational screening lane across airports and other sectors. Provides a limited commercial-adoption scale check; it is neither airport-only nor a census of standards-based entitlements. ([seetrue.ai](https://www.seetrue.ai/seetrue-marks-milestone-with-over-xx.xx-x-ray-checkpoint-installations-of-advanced-ai-based-threat-detection-software/))
- Evidence informing forecast-year allocation inputs; displayed values and growth are calculated: The December xx.xx 2024 announcement reports the 100th operational screening lane across airports and other sectors. Provides a limited commercial-adoption scale check; it is neither airport-only nor a census of standards-based entitlements. ([seetrue.ai](https://www.seetrue.ai/seetrue-marks-milestone-with-over-xx.xx-x-ray-checkpoint-installations-of-advanced-ai-based-threat-detection-software/))

50. Scarabee's Checkpoint Property Screening System to be deployed at DEN

- Evidence informing base-year allocation inputs; displayed values and growth are calculated: Describes a xx.xx-lane Denver award combining Scarabee lanes with Smiths scanners. Corroborates a commercial mixed-supplier integration route; an award is not realized annual revenue or proof of unrestricted interoperability. ([daifukuatec.com](https://daifukuatec.com/news/scarabees-checkpoint-property-screening-system-to-be-deployed-at-den))
- Evidence informing forecast-year allocation inputs; displayed values and growth are calculated: Describes a xx.xx-lane Denver award combining Scarabee lanes with Smiths scanners. Corroborates a commercial mixed-supplier integration route; an award is not realized annual revenue or proof of unrestricted interoperability. ([daifukuatec.com](https://daifukuatec.com/news/scarabees-checkpoint-property-screening-system-to-be-deployed-at-den))

51. CATSA Annual Report 2024 - Management's Discussion and Analysis

- Evidence informing base-year allocation inputs; displayed values and growth are calculated: FY2023/xx.xx pre-board capital appropriations used of C$xx.xx provide the second period in the non-passenger-to-cabin purchasing comparison.
- Evidence informing base-year allocation inputs; displayed values and growth are calculated: FY2023/xx.xx non-passenger capital appropriations used of C$xx.xx enter the two-period activity proxy; they do not identify the property-only fraction.
- Evidence informing forecast-year allocation inputs; displayed values and growth are calculated: FY2023/xx.xx non-passenger capital appropriations used of C$xx.xx enter the two-period activity proxy; they do not identify the property-only fraction.

52. Smiths Detection confirm order of 91 advanced scanners for new terminals at Moscow Sheremetyevo International Airport
    - Evidence informing base-year allocation inputs; displayed values and growth are calculated: The dated airport deployment includes xx.xx entrance baggage systems and xx.xx cabin-checkpoint systems. Their ratio supplies a historical relative-density proxy, subsequently discounted for assumed global coverage.
    - Evidence informing forecast-year allocation inputs; displayed values and growth are calculated: The dated airport deployment includes xx.xx entrance baggage systems and xx.xx cabin-checkpoint systems. Their ratio supplies a historical relative-density proxy, subsequently discounted for assumed global coverage.
53. Cochin International Airport Selects Smiths Detection's CTX 9800 for Next-Generation Hold Baggage Screening
    - Evidence informing base-year allocation inputs; displayed values and growth are calculated: The May 2017 deployment identifies xx.xx customs baggage systems alongside four hold-baggage systems. This supports the customs-intensive historical configuration proxy, not current global fleet or revenue observations.
    - Evidence informing forecast-year allocation inputs; displayed values and growth are calculated: The May 2017 deployment identifies xx.xx customs baggage systems alongside four hold-baggage systems. This supports the customs-intensive historical configuration proxy, not current global fleet or revenue observations.
54. CATSA Functions, Programs and Activities
    - Evidence informing base-year allocation inputs; displayed values and growth are calculated: Hold-baggage activities include equipment purchase, baggage-handling integration and equipment maintenance, supporting the checked-baggage capital and lifecycle boundary.
    - Evidence informing forecast-year allocation inputs; displayed values and growth are calculated: Hold-baggage activities include equipment purchase, baggage-handling integration and equipment maintenance, supporting the checked-baggage capital and lifecycle boundary.
    - Evidence informing base-year allocation inputs; displayed values and growth are calculated: Non-passenger screening covers airport workers and their belongings; only attributable property-screening offerings enter this allocation.
    - Evidence informing forecast-year allocation inputs; displayed values and growth are calculated: Non-passenger screening covers airport workers and their belongings; only attributable property-screening offerings enter this allocation.
55. Fraport TAV Antalya Airport - About the security control itself
    - Evidence informing base-year allocation inputs; displayed values and growth are calculated: The airport operator distinguishes terminal-entry security from a subsequent checkpoint. This supports a separate entrance-screening mission while providing no global prevalence or spending share.
    - Evidence informing forecast-year allocation inputs; displayed values and growth are calculated: The airport operator distinguishes terminal-entry security from a subsequent checkpoint. This supports a separate entrance-screening mission while providing no global prevalence or spending share.
56. EMSD VoiceLink, Issue 79, June 2026 - EMSD Provides Comprehensive Support for Terminal 2 Commissioning
    - Evidence informing forecast-year allocation inputs; displayed values and growth are calculated: The June 2026 account identifies baggage-and-parcel equipment procurement and installation for the customs authority at Terminal xx.xx. It supports a separate commissioning mission but does not isolate baggage expenditure.
57. GAO-26-107811 - Guam: Considerations for Evaluating Alternative Customs Models and Potential Economic Effects
    - Evidence informing base-year allocation inputs; displayed values and growth are calculated: The audit identifies two historical airport-customs baggage systems inactive for years and delayed replacement procurement. This challenges conversion of installed stock or acknowledged need directly into annual equipment and support revenue.
    - Evidence informing forecast-year allocation inputs; displayed values and growth are calculated: The audit identifies two historical airport-customs baggage systems inactive for years and delayed replacement procurement. This challenges conversion of installed stock or acknowledged need directly into annual equipment and support revenue.

58. Bank of Canada - Annual exchange rates
    - Evidence informing base-year allocation inputs; displayed values and growth are calculated: Annual exchange-rate observations support the inherited fiscal-period approximation of xx.xx Canadian dollars per U.S. dollar; this is not a transaction-weighted exchange rate.
    - Evidence informing forecast-year allocation inputs; displayed values and growth are calculated: Annual exchange-rate observations support the inherited fiscal-period approximation of xx.xx Canadian dollars per U.S. dollar; this is not a transaction-weighted exchange rate.
59. Japan's leading airline revolutionizes check in experience with new Smiths Detection technology
    - Evidence informing base-year allocation inputs; displayed values and growth are calculated: The August 2023 announcement identifies JAL as customer for five screening ecosystems and reports xx.xx deployed iLane units across Japan. These are historical commercial-stock anchors, not an airline-only fleet or 2025 sales observation.
    - Evidence informing forecast-year allocation inputs; displayed values and growth are calculated: The August 2023 announcement identifies JAL as customer for five screening ecosystems and reports xx.xx deployed iLane units across Japan. These are historical commercial-stock anchors, not an airline-only fleet or 2025 sales observation.
60. Narita International Airport anticipates threats with integrated solutions
    - Evidence informing base-year allocation inputs; displayed values and growth are calculated: Identifies Narita airport as a screening-technology customer and describes xx.xx lane-related installations, qualifying any assumption that the supplier's Japanese installed stock was purchased entirely by airlines.
    - Evidence informing forecast-year allocation inputs; displayed values and growth are calculated: Identifies Narita airport as a screening-technology customer and describes xx.xx lane-related installations, qualifying any assumption that the supplier's Japanese installed stock was purchased entirely by airlines.
61. MLIT - 保安検査の実施主体が変わります！ - June 27, 2025
    - Evidence informing forecast-year allocation inputs; displayed values and growth are calculated: The June xx.xx 2025 announcement targets transfer of security-screening responsibility from airlines to airport managers, with leading cases targeted in FY2026. Supports a conditional reduction in airline purchasing, not an observed contract-transfer percentage.
    - Evidence informing forecast-year allocation inputs; displayed values and growth are calculated: The transfer direction supports modeled airport-manager purchasing gains. Continued shared financing does not imply equal purchasing shares.
62. ICTS International N.V. - Annual Report for the year ended December 31, 2025
    - Evidence informing base-year allocation inputs; displayed values and growth are calculated: Discloses USD xx.xx company-wide property/equipment purchases and USD xx.xx airport-security revenue in 2025. Supports an asset-light purchasing-intensity proxy; the in-scope fraction and global expansion remain assumptions.
    - Evidence informing forecast-year allocation inputs; displayed values and growth are calculated: Discloses USD xx.xx company-wide property/equipment purchases and USD xx.xx airport-security revenue in 2025. Supports an asset-light purchasing-intensity proxy; the in-scope fraction and global expansion remain assumptions.
63. EU Publications Office - Purchase and maintenance of non-intrusive X-ray inspection equipment for baggage and air cargo volume control
    - Evidence informing base-year allocation inputs; displayed values and growth are calculated: Identifies Autoridade Tributária e Aduaneira as buyer and reports a 2026 award of EUR xx.xx across four lots for baggage/air-cargo inspection equipment and maintenance. Provides a buyer-role and commercial-scale comparator, not 2025 baggage-only annual expenditure.
    - Evidence informing forecast-year allocation inputs; displayed values and growth are calculated: Identifies Autoridade Tributária e Aduaneira as buyer and reports a 2026 award of EUR xx.xx across four lots for baggage/air-cargo inspection equipment and maintenance. Provides a buyer-role and commercial-scale comparator, not 2025 baggage-only annual expenditure.

64. ACI World - Busiest Airports in the World
    - Evidence informing base-year allocation inputs; displayed values and growth are calculated: Reports approximately xx.xx international airport passenger movements in 2025. Half provides an approximate arrival-movement scale check before transfer exclusions, not a customs examination or equipment-purchasing weight.
    - Evidence informing forecast-year allocation inputs; displayed values and growth are calculated: Reports approximately xx.xx international airport passenger movements in 2025. Half provides an approximate arrival-movement scale check before transfer exclusions, not a customs examination or equipment-purchasing weight.
65. Heathrow announces £2.3bn accelerated investment plan to upgrade the UK's international gateway to growth
    - Evidence informing base-year allocation inputs; displayed values and growth are calculated: Reports GBP xx.xx invested in security-lane upgrades during 2024, supporting material airport-directed purchasing. Broader infrastructure obligations and historical timing prevent treating the amount as 2025 in-scope market receipts.
    - Evidence informing forecast-year allocation inputs; displayed values and growth are calculated: Reports GBP xx.xx invested in security-lane upgrades during 2024, supporting material airport-directed purchasing. Broader infrastructure obligations and historical timing prevent treating the amount as 2025 in-scope market receipts.
66. Fraport Assumes Responsibility for Aviation Security Checks at Frankfurt Airport
    - Evidence informing base-year allocation inputs; displayed values and growth are calculated: Documents Fraport's checkpoint-management responsibility from January 2023, six initial CT-equipped lanes and three contracted screening providers. Supports distinguishing an airport commissioning role from regulator oversight and contracted screening labor.
    - Evidence informing forecast-year allocation inputs; displayed values and growth are calculated: Documents Fraport's checkpoint-management responsibility from January 2023, six initial CT-equipped lanes and three contracted screening providers. Supports distinguishing an airport commissioning role from regulator oversight and contracted screening labor.
67. Advanced Cabin Baggage Screening - Computed Tomography Implementation Guide
    - Evidence informing base-year allocation inputs; displayed values and growth are calculated: Distinguishes standalone CT, including equipment-local conveyance, from integrated screening-lane configurations; supports attribution boundaries, not a revenue weight.
    - Evidence informing forecast-year allocation inputs; displayed values and growth are calculated: Distinguishes standalone CT, including equipment-local conveyance, from integrated screening-lane configurations; supports attribution boundaries, not a revenue weight.
    - Evidence informing base-year allocation inputs; displayed values and growth are calculated: Identifies automated tray-return and automated screening-lane integration as commercially distinct configurations; supports the lane-integrated category definition.
    - Evidence informing forecast-year allocation inputs; displayed values and growth are calculated: Identifies automated tray-return and automated screening-lane integration as commercially distinct configurations; supports the lane-integrated category definition.
68. GAO-12-266 - Checked Baggage Screening: TSA Has Deployed Optimal Systems at the Majority of TSA-Regulated Airports, but Could Strengthen Cost Estimates
    - Evidence informing base-year allocation inputs; displayed values and growth are calculated: The December 2011 table reports xx.xx standalone EDS alongside xx.xx in-line EDS; this historical machine-count comparator constrains, but does not determine, the current global allocation.
    - Evidence informing forecast-year allocation inputs; displayed values and growth are calculated: The December 2011 table reports xx.xx standalone EDS alongside xx.xx in-line EDS; this historical machine-count comparator constrains, but does not determine, the current global allocation.
    - Evidence informing base-year allocation inputs; displayed values and growth are calculated: Reports xx.xx in-line EDS across xx.xx in-line systems and distinguishes equipment counts from integrated-system counts; supports the historical configuration bridge.
    - Evidence informing forecast-year allocation inputs; displayed values and growth are calculated: Reports xx.xx in-line EDS across xx.xx in-line systems and distinguishes equipment counts from integrated-system counts; supports the historical configuration bridge.

69. Smiths Detection selected as security technology provider to International Airport Heraklion Crete

- Evidence informing base-year allocation inputs; displayed values and growth are calculated: The September xx.xx 2025 announcement identifies eight cabin CT scanners and eight automated tray-return systems for Heraklion, with installation planned across late 2025 and mid-2026; supports ongoing integrated procurement, not realized annual revenue.
- Evidence informing forecast-year allocation inputs; displayed values and growth are calculated: The September xx.xx 2025 announcement identifies eight cabin CT scanners and eight automated tray-return systems for Heraklion, with installation planned across late 2025 and mid-2026; supports ongoing integrated procurement, not realized annual revenue.

70. Centralised Image Processing: The Impact on Security Checkpoints

- Evidence informing base-year allocation inputs; displayed values and growth are calculated: Distinguishes checkpoint-local image review from separate-room arrangements; supports retaining networked local activity rather than automatically assigning it to remote review. ([casra.ch](https://casra.ch/wp-content/uploads/2021/xx.xx/Kuhn-2017.-Centralised-image-processing.pdf))
- Evidence informing forecast-year allocation inputs; displayed values and growth are calculated: Distinguishes checkpoint-local image review from separate-room arrangements; supports retaining networked local activity rather than automatically assigning it to remote review. ([casra.ch](https://casra.ch/wp-content/uploads/2021/xx.xx/Kuhn-2017.-Centralised-image-processing.pdf))
- Evidence informing base-year allocation inputs; displayed values and growth are calculated: Describes separate screening rooms and established remote hold-baggage review at larger airports; supports the cohort-maturity premise, not a numerical global share. ([casra.ch](https://casra.ch/wp-content/uploads/2021/xx.xx/Kuhn-2017.-Centralised-image-processing.pdf))
- Evidence informing forecast-year allocation inputs; displayed values and growth are calculated: Describes separate screening rooms and established remote hold-baggage review at larger airports; supports the cohort-maturity premise, not a numerical global share. ([casra.ch](https://casra.ch/wp-content/uploads/2021/xx.xx/Kuhn-2017.-Centralised-image-processing.pdf))
- Evidence informing base-year allocation inputs; displayed values and growth are calculated: Describes combined checkpoint and remote-room arrangements, establishing a mixed-location commercial configuration without measuring its prevalence or price. ([casra.ch](https://casra.ch/wp-content/uploads/2021/xx.xx/Kuhn-2017.-Centralised-image-processing.pdf))
- Evidence informing forecast-year allocation inputs; displayed values and growth are calculated: Describes combined checkpoint and remote-room arrangements, establishing a mixed-location commercial configuration without measuring its prevalence or price. ([casra.ch](https://casra.ch/wp-content/uploads/2021/xx.xx/Kuhn-2017.-Centralised-image-processing.pdf))

71. Annual Report 2024 - CATSA's Operating Environment

- Evidence informing base-year allocation inputs; displayed values and growth are calculated: Reports xx.xx CATSA Plus lines and more than xx.xx% passenger coverage in 2023/xx.xx providing the historical comparison rather than a global location allocation. ([catsa-acsta.gc.ca](https://www.catsa-acsta.gc.ca/en/publications/catsa-s-operating-environment))
- Evidence informing forecast-year allocation inputs; displayed values and growth are calculated: Reports xx.xx CATSA Plus lines and more than xx.xx% passenger coverage in 2023/xx.xx providing the historical comparison rather than a global location allocation. ([catsa-acsta.gc.ca](https://www.catsa-acsta.gc.ca/en/publications/catsa-s-operating-environment))
- Evidence informing base-year allocation inputs; displayed values and growth are calculated: Together with the subsequent annual report, supports a seven-line deployment increase without a corresponding increase in reported passenger coverage. ([catsa-acsta.gc.ca](https://www.catsa-acsta.gc.ca/en/publications/catsa-s-operating-environment))
- Evidence informing forecast-year allocation inputs; displayed values and growth are calculated: Together with the subsequent annual report, supports a seven-line deployment increase without a corresponding increase in reported passenger coverage. ([catsa-acsta.gc.ca](https://www.catsa-acsta.gc.ca/en/publications/catsa-s-operating-environment))
- Evidence informing base-year allocation inputs; displayed values and growth are calculated: Provides a historical network-enabled deployment anchor, while leaving the physical mixed-location contract share unmeasured. ([catsa-acsta.gc.ca](https://www.catsa-acsta.gc.ca/en/publications/catsa-s-operating-environment))
- Evidence informing forecast-year allocation inputs; displayed values and growth are calculated: Provides a historical network-enabled deployment anchor, while leaving the physical mixed-location contract share unmeasured. ([catsa-acsta.gc.ca](https://www.catsa-acsta.gc.ca/en/publications/catsa-s-operating-environment))

72. L22020-T-TG Upgrades to the Passenger Search Area, body scanners, EDS C3 cabin baggage screening - Contract Award Notice

- Evidence informing base-year allocation inputs; displayed values and growth are calculated: The January xx.xx 2023 Luton award expressly includes construction of a remote screening room at the airport terminal, supporting separate-room commercial procurement. Its broader scope is not treated as baggage-only annual revenue. ([find-tender.service.gov.uk](https://www.find-tender.service.gov.uk/Notice/xx.xx-2023))
- Evidence informing forecast-year allocation inputs; displayed values and growth are calculated: The January xx.xx 2023 Luton award expressly includes construction of a remote screening room at the airport terminal, supporting separate-room commercial procurement. Its broader scope is not treated as baggage-only annual revenue. ([find-tender.service.gov.uk](https://www.find-tender.service.gov.uk/Notice/xx.xx-2023))

73. Greater Orlando Aviation Authority - Minutes of the February 19, 2025 Meeting

- Evidence informing base-year allocation inputs; displayed values and growth are calculated: Authorizes up to USD xx.xx for baggage-system and Remote Screening Facility network/server separation. Half this ceiling is an explicitly assumed deployment-cost comparator, not observed off-site receipts. ([assets.ctfassets.net](https://assets.ctfassets.net/qiecpoxp4bka/6BCjKImOwJmeZxqtGVdpYR/1e2d759a2c44b5b6d71193cb9927ec75/2025-xx.xx-19_Board_Minutes.pdf))
- Evidence informing forecast-year allocation inputs; displayed values and growth are calculated: Authorizes up to USD xx.xx for baggage-system and Remote Screening Facility network/server separation. Half this ceiling is an explicitly assumed deployment-cost comparator, not observed off-site receipts. ([assets.ctfassets.net](https://assets.ctfassets.net/qiecpoxp4bka/6BCjKImOwJmeZxqtGVdpYR/1e2d759a2c44b5b6d71193cb9927ec75/2025-xx.xx-19_Board_Minutes.pdf))
- Evidence informing base-year allocation inputs; displayed values and growth are calculated: Provides the commercial networking-cost anchor for the modeled transfer from existing on-site pools, avoiding additional market value or duplicate host-equipment attribution. ([assets.ctfassets.net](https://assets.ctfassets.net/qiecpoxp4bka/6BCjKImOwJmeZxqtGVdpYR/1e2d759a2c44b5b6d71193cb9927ec75/2025-xx.xx-19_Board_Minutes.pdf))
- Evidence informing forecast-year allocation inputs; displayed values and growth are calculated: Provides the commercial networking-cost anchor for the modeled transfer from existing on-site pools, avoiding additional market value or duplicate host-equipment attribution. ([assets.ctfassets.net](https://assets.ctfassets.net/qiecpoxp4bka/6BCjKImOwJmeZxqtGVdpYR/1e2d759a2c44b5b6d71193cb9927ec75/2025-xx.xx-19_Board_Minutes.pdf))

74. American and U.S. Customs and Border Protection pilot innovative baggage screening initiative

- Evidence informing base-year allocation inputs; displayed values and growth are calculated: American's April xx.xx 2025 announcement identifies a daily Sydney-Los Angeles IRBS pilot and unchanged screening requirements. It anchors one sampled connection and an assumed partial-year licensing period, not disclosed revenue. ([s202.q4cdn.com](https://s202.q4cdn.com/xx.xx/files/doc_news/American-and-US-Customs-and-Border-Protection-pilot-innovative-baggage-screening-initiative-OPS-OTH-xx.xx-2025.pdf))
- Evidence informing forecast-year allocation inputs; displayed values and growth are calculated: American's April xx.xx 2025 announcement identifies a daily Sydney-Los Angeles IRBS pilot and unchanged screening requirements. It anchors one sampled connection and an assumed partial-year licensing period, not disclosed revenue. ([s202.q4cdn.com](https://s202.q4cdn.com/xx.xx/files/doc_news/American-and-US-Customs-and-Border-Protection-pilot-innovative-baggage-screening-initiative-OPS-OTH-xx.xx-2025.pdf))

75. 델타항공-대한항공, 인천발 애틀랜타 노선 대상 위탁수하물 원격 검색 방식 신규 도입

- Evidence informing base-year allocation inputs; displayed values and growth are calculated: The August xx.xx 2025 announcement identifies the Incheon-Atlanta IRBS arrangement, anchoring a second sampled connection and a partial-year commercial-activity assumption without establishing contract value. ([news.delta.com](https://news.delta.com/delta-and-koreanair-launch-remote-baggage-screening-on-icn-atl-KR))
- Evidence informing forecast-year allocation inputs; displayed values and growth are calculated: The August xx.xx 2025 announcement identifies the Incheon-Atlanta IRBS arrangement, anchoring a second sampled connection and a partial-year commercial-activity assumption without establishing contract value. ([news.delta.com](https://news.delta.com/delta-and-koreanair-launch-remote-baggage-screening-on-icn-atl-KR))

76. United Launches CBP's International Remote Baggage Screening on Select International Flights

- Evidence informing base-year allocation inputs; displayed values and growth are calculated: United's September xx.xx 2025 announcement identifies daily Sydney-San Francisco service and named technology partners, anchoring a third sampled connection. It reports no attributable software or integration receipts. ([united.mediaroom.com](https://united.mediaroom.com/2025-xx.xx-xx.xx-United-Launches-CBPs-International-Remote-Baggage-Screening-on-Select-International-Flights))
- Evidence informing forecast-year allocation inputs; displayed values and growth are calculated: United's September xx.xx 2025 announcement identifies daily Sydney-San Francisco service and named technology partners, anchoring a third sampled connection. It reports no attributable software or integration receipts. ([united.mediaroom.com](https://united.mediaroom.com/2025-xx.xx-xx.xx-United-Launches-CBPs-International-Remote-Baggage-Screening-on-Select-International-Flights))

77. Airline Passengers Face Fewer Bag Checkpoints, Thanks to PNNL, Partners

- Evidence informing forecast-year allocation inputs; displayed values and growth are calculated: The August xx.xx 2026 laboratory release describes implementation on additional routes, including Seoul arrivals at Minneapolis-St. Paul and Detroit. This supports expansion direction, not the forecast connection count, realization or global share. ([pnnl.gov](https://www.pnnl.gov/news-media/airline-passengers-face-fewer-bag-checkpoints-thanks-pnnl-partners))

78. TSA awards $781.2 million to procure additional CT X-Ray scanners for airport checkpoints

- Evidence informing base-year allocation inputs; displayed values and growth are calculated: The March xx.xx 2022 announcement identifies up to USD xx.xx for procurement and maintenance of up to xx.xx systems from an OEM. This is a historical procurement-scale anchor, not annual 2025 direct-channel revenue. ([content.govdelivery.com](https://content.govdelivery.com/accounts/USDHSTSA/bulletins/30f6e5f))
- Evidence informing base-year allocation inputs; displayed values and growth are calculated: The award includes full-size automated lanes, cautioning against assigning all automation value to non-OEM integration primes; exact contractual-role attribution is not disclosed. ([content.govdelivery.com](https://content.govdelivery.com/accounts/USDHSTSA/bulletins/30f6e5f))

79. OSI Systems, Inc. - Form 10-K for the fiscal year ended June 30, 2026

- Evidence informing base-year allocation inputs; displayed values and growth are calculated: The filing describes regional direct security-product sales and direct maintenance relationships. Its broader security scope supports route coexistence, not baggage-only sales weights. ([sec.gov](https://www.sec.gov/Archives/edgar/data/xx.xx/xx.xx/osis-20260630x10k.htm))
- Evidence informing forecast-year allocation inputs; displayed values and growth are calculated: The filing describes regional direct security-product sales and direct maintenance relationships. Its broader security scope supports route coexistence, not baggage-only sales weights. ([sec.gov](https://www.sec.gov/Archives/edgar/data/xx.xx/xx.xx/osis-20260630x10k.htm))
- Evidence informing base-year allocation inputs; displayed values and growth are calculated: The company identifies a global independent-distributor network, supporting a continuing indirect route without quantifying its value share. ([sec.gov](https://www.sec.gov/Archives/edgar/data/xx.xx/xx.xx/osis-20260630x10k.htm))
- Evidence informing forecast-year allocation inputs; displayed values and growth are calculated: The company identifies a global independent-distributor network, supporting a continuing indirect route without quantifying its value share. ([sec.gov](https://www.sec.gov/Archives/edgar/data/xx.xx/xx.xx/osis-20260630x10k.htm))
- Evidence informing base-year allocation inputs; displayed values and growth are calculated: Authorized service providers are identified separately from distributors, supporting distinct technical-service attribution and access limitations. ([sec.gov](https://www.sec.gov/Archives/edgar/data/xx.xx/xx.xx/osis-20260630x10k.htm))
- Evidence informing forecast-year allocation inputs; displayed values and growth are calculated: Authorized service providers are identified separately from distributors, supporting distinct technical-service attribution and access limitations. ([sec.gov](https://www.sec.gov/Archives/edgar/data/xx.xx/xx.xx/osis-20260630x10k.htm))

80. SriLankan Airlines - Invitation for Supply, Installation, Commissioning and Maintenance of Dual View Heavy and Medium X-Ray Machines, Reference 202130407

· Evidence informing base-year allocation inputs; displayed values and growth are calculated: The 2021 purchaser invitation permits an OEM or authorized OEM agent and requires authorization for the latter. It establishes equipment-channel eligibility, not an award or software-resale right. ([srilankan.com](https://www.srilankan.com/download/tender/TN-Invitationforsubmiss-xx.xx.pdf))

81. JFK Millennium Partners Selects K2 to Deliver State-of-the-Art Security Screening Checkpoint at new JFK Terminal 6

· Evidence informing base-year allocation inputs; displayed values and growth are calculated: The March xx.xx 2025 appointment assigns procurement and deployment coordination across multiple technology suppliers at a future ten-gate terminal. It supports integration-prime participation and a forecast mechanism, not a disclosed share or completed 2025 revenue. ([portauthoritybuilds.com](https://www.portauthoritybuilds.com/redevelopment/us/en/jfk/planned-projects/terminal-xx.xx/news/jfk-millennium-partners-selects-k2-to-deliver-state-of-the-art-s.html))

· Evidence informing forecast-year allocation inputs; displayed values and growth are calculated: The March xx.xx 2025 appointment assigns procurement and deployment coordination across multiple technology suppliers at a future ten-gate terminal. It supports integration-prime participation and a forecast mechanism, not a disclosed share or completed 2025 revenue. ([portauthoritybuilds.com](https://www.portauthoritybuilds.com/redevelopment/us/en/jfk/planned-projects/terminal-xx.xx/news/jfk-millennium-partners-selects-k2-to-deliver-state-of-the-art-s.html))

· Evidence informing base-year allocation inputs; displayed values and growth are calculated: The March xx.xx 2025 appointment covers baggage CT and automated bin-return equipment for a future xx.xx-gate terminal, with phased opening planned for 2026-2028. It establishes new-installation activity, not attributable 2025 receipts; wider airport investment and person-only technologies are excluded.

· Evidence informing forecast-year allocation inputs; displayed values and growth are calculated: The March xx.xx 2025 appointment covers baggage CT and automated bin-return equipment for a future xx.xx-gate terminal, with phased opening planned for 2026-2028. It establishes new-installation activity, not attributable 2025 receipts; wider airport investment and person-only technologies are excluded.

82. CATSA Corporate Plan 2024-25 to 2028-29 Summary - Key Corporate Risks

· Evidence informing base-year allocation inputs; displayed values and growth are calculated: The authority reports transferring maintenance of most screening equipment to KPrime in 2023/xx.xx. This establishes a separately contracted maintenance relationship, without a baggage-only payment split. ([catsa-acsta.gc.ca](https://www.catsa-acsta.gc.ca/en/publications/key-corporate-risks))

83. Checkpoint Transformation: Malta International Airport Streamlines Passenger Flow with Smiths Detection

· Evidence informing base-year allocation inputs; displayed values and growth are calculated: Seven conventional automated lanes were replaced by six CT-equipped lanes, with final commissioning in January 2025. This is a counterexample to equating capacity improvement with net additional equipment.

· Evidence informing forecast-year allocation inputs; displayed values and growth are calculated: Seven conventional automated lanes were replaced by six CT-equipped lanes, with final commissioning in January 2025. This is a counterexample to equating capacity improvement with net additional equipment.

· Evidence informing base-year allocation inputs; displayed values and growth are calculated: The complete checkpoint replacement illustrates why an offering described commercially as an upgrade can belong to System Replacement. The seven-year service commitment is not counted wholly as installation-year revenue.

· Evidence informing forecast-year allocation inputs; displayed values and growth are calculated: The complete checkpoint replacement illustrates why an offering described commercially as an upgrade can belong to System Replacement. The seven-year service commitment is not counted wholly as installation-year revenue.

84. iCMORE - Smiths Detection

· Evidence informing forecast-year allocation inputs; displayed values and growth are calculated: The current commercial offering describes a software-upgrade path while qualifying additional hardware requirements by machine type and age. This constrains forecast eligibility assumptions; product availability does not measure adoption or revenue.

17.3. European Union

Table 350. European Union Airport Baggage Screening Systems Market, by Country growth contribution, 2025-2032

Category	2025 value (USD Million)	2032 value (USD Million)	Added value (USD Million)	2025 share (%)	2032 share (%)	Change (pp)	Growth share (%)	CAGR (%)
Austria	xx.xx	xx.xx	xx.xx	xx.xx	xx.xx	xx.xx	xx.xx	xx.xx
Belgium	xx.xx	xx.xx	xx.xx	xx.xx	xx.xx	xx.xx	xx.xx	xx.xx
Bulgaria	xx.xx	xx.xx	xx.xx	xx.xx	xx.xx	xx.xx	xx.xx	xx.xx
Croatia	xx.xx	xx.xx	xx.xx	xx.xx	xx.xx	xx.xx	xx.xx	xx.xx
Cyprus	xx.xx	xx.xx	xx.xx	xx.xx	xx.xx	xx.xx	xx.xx	xx.xx
Czech Republic	xx.xx	xx.xx	xx.xx	xx.xx	xx.xx	xx.xx	xx.xx	xx.xx
Denmark	xx.xx	xx.xx	xx.xx	xx.xx	xx.xx	xx.xx	xx.xx	xx.xx
Estonia	xx.xx	xx.xx	xx.xx	xx.xx	xx.xx	xx.xx	xx.xx	xx.xx
Finland	xx.xx	xx.xx	xx.xx	xx.xx	xx.xx	xx.xx	xx.xx	xx.xx
France	xx.xx	xx.xx	xx.xx	xx.xx	xx.xx	xx.xx	xx.xx	xx.xx
Germany	xx.xx	xx.xx	xx.xx	xx.xx	xx.xx	xx.xx	xx.xx	xx.xx
Greece	xx.xx	xx.xx	xx.xx	xx.xx	xx.xx	xx.xx	xx.xx	xx.xx
Hungary	xx.xx	xx.xx	xx.xx	xx.xx	xx.xx	xx.xx	xx.xx	xx.xx
Ireland	xx.xx	xx.xx	xx.xx	xx.xx	xx.xx	xx.xx	xx.xx	xx.xx
Italy	xx.xx	xx.xx	xx.xx	xx.xx	xx.xx	xx.xx	xx.xx	xx.xx
Latvia	xx.xx	xx.xx	xx.xx	xx.xx	xx.xx	xx.xx	xx.xx	xx.xx
Lithuania	xx.xx	xx.xx	xx.xx	xx.xx	xx.xx	xx.xx	xx.xx	xx.xx
Luxembourg	xx.xx	xx.xx	xx.xx	xx.xx	xx.xx	xx.xx	xx.xx	xx.xx
Malta	xx.xx	xx.xx	xx.xx	xx.xx	xx.xx	xx.xx	xx.xx	xx.xx
Netherlands	xx.xx	xx.xx	xx.xx	xx.xx	xx.xx	xx.xx	xx.xx	xx.xx
Poland	xx.xx	xx.xx	xx.xx	xx.xx	xx.xx	xx.xx	xx.xx	xx.xx
Portugal	xx.xx	xx.xx	xx.xx	xx.xx	xx.xx	xx.xx	xx.xx	xx.xx
Romania	xx.xx	xx.xx	xx.xx	xx.xx	xx.xx	xx.xx	xx.xx	xx.xx
Slovakia	xx.xx	xx.xx	xx.xx	xx.xx	xx.xx	xx.xx	xx.xx	xx.xx
Slovenia	xx.xx	xx.xx	xx.xx	xx.xx	xx.xx	xx.xx	xx.xx	xx.xx
Spain	xx.xx	xx.xx	xx.xx	xx.xx	xx.xx	xx.xx	xx.xx	xx.xx
Sweden	xx.xx	xx.xx	xx.xx	xx.xx	xx.xx	xx.xx	xx.xx	xx.xx
Scope total	**xx.xx**	**xx.xx**	**xx.xx**	**xx.xx**	**xx.xx**	**xx.xx**	**xx.xx**	**xx.xx**

Table 351. European Union Airport Baggage Screening Systems Market Size, by Group, 2017-2040 (USD Million)

Group	2017	2024	2025	2026	2027	2032	2040	CAGR (%)
Austria	xx.xx	xx.xx	xx.xx	xx.xx	xx.xx	xx.xx	xx.xx	xx.xx
Belgium	xx.xx	xx.xx	xx.xx	xx.xx	xx.xx	xx.xx	xx.xx	xx.xx
Bulgaria	xx.xx	xx.xx	xx.xx	xx.xx	xx.xx	xx.xx	xx.xx	xx.xx
Croatia	xx.xx	xx.xx	xx.xx	xx.xx	xx.xx	xx.xx	xx.xx	xx.xx
Cyprus	xx.xx	xx.xx	xx.xx	xx.xx	xx.xx	xx.xx	xx.xx	xx.xx
Czech Republic	xx.xx	xx.xx	xx.xx	xx.xx	xx.xx	xx.xx	xx.xx	xx.xx
Denmark	xx.xx	xx.xx	xx.xx	xx.xx	xx.xx	xx.xx	xx.xx	xx.xx
Estonia	xx.xx	xx.xx	xx.xx	xx.xx	xx.xx	xx.xx	xx.xx	xx.xx
Finland	xx.xx	xx.xx	xx.xx	xx.xx	xx.xx	xx.xx	xx.xx	xx.xx
France	xx.xx	xx.xx	xx.xx	xx.xx	xx.xx	xx.xx	xx.xx	xx.xx
Germany	xx.xx	xx.xx	xx.xx	xx.xx	xx.xx	xx.xx	xx.xx	xx.xx
Greece	xx.xx	xx.xx	xx.xx	xx.xx	xx.xx	xx.xx	xx.xx	xx.xx
Hungary	xx.xx	xx.xx	xx.xx	xx.xx	xx.xx	xx.xx	xx.xx	xx.xx
Ireland	xx.xx	xx.xx	xx.xx	xx.xx	xx.xx	xx.xx	xx.xx	xx.xx
Italy	xx.xx	xx.xx	xx.xx	xx.xx	xx.xx	xx.xx	xx.xx	xx.xx
Latvia	xx.xx	xx.xx	xx.xx	xx.xx	xx.xx	xx.xx	xx.xx	xx.xx
Lithuania	xx.xx	xx.xx	xx.xx	xx.xx	xx.xx	xx.xx	xx.xx	xx.xx
Luxembourg	xx.xx	xx.xx	xx.xx	xx.xx	xx.xx	xx.xx	xx.xx	xx.xx
Malta	xx.xx	xx.xx	xx.xx	xx.xx	xx.xx	xx.xx	xx.xx	xx.xx
Netherlands	xx.xx	xx.xx	xx.xx	xx.xx	xx.xx	xx.xx	xx.xx	xx.xx
Poland	xx.xx	xx.xx	xx.xx	xx.xx	xx.xx	xx.xx	xx.xx	xx.xx
Portugal	xx.xx	xx.xx	xx.xx	xx.xx	xx.xx	xx.xx	xx.xx	xx.xx
Romania	xx.xx	xx.xx	xx.xx	xx.xx	xx.xx	xx.xx	xx.xx	xx.xx
Slovakia	xx.xx	xx.xx	xx.xx	xx.xx	xx.xx	xx.xx	xx.xx	xx.xx
Slovenia	xx.xx	xx.xx	xx.xx	xx.xx	xx.xx	xx.xx	xx.xx	xx.xx
Spain	xx.xx	xx.xx	xx.xx	xx.xx	xx.xx	xx.xx	xx.xx	xx.xx
Sweden	xx.xx	xx.xx	xx.xx	xx.xx	xx.xx	xx.xx	xx.xx	xx.xx

Table 352. European Union Airport Baggage Screening Systems Market Size, by Offering, 2017-2040 (USD Million)

Offering	2017	2024	2025	2026	2027	2032	2040	CAGR (%)
Detection Equipment	xx.xx	xx.xx	xx.xx	xx.xx	xx.xx	xx.xx	xx.xx	xx.xx
Replacement Parts and Consumables	xx.xx	xx.xx	xx.xx	xx.xx	xx.xx	xx.xx	xx.xx	xx.xx
Screening Automation Equipment	xx.xx	xx.xx	xx.xx	xx.xx	xx.xx	xx.xx	xx.xx	xx.xx
Screening Software	xx.xx	xx.xx	xx.xx	xx.xx	xx.xx	xx.xx	xx.xx	xx.xx
System Services	xx.xx	xx.xx	xx.xx	xx.xx	xx.xx	xx.xx	xx.xx	xx.xx
Total	**xx.xx**	**xx.xx**	**xx.xx**	**xx.xx**	**xx.xx**	**xx.xx**	**xx.xx**	**xx.xx**

Table 353. European Union Airport Baggage Screening Systems Market Size, by Detection Equipment, 2017-2040 (USD Million)

Detection Equipment	2017	2024	2025	2026	2027	2032	2040	CAGR (%)
Baggage Inspection Systems	xx.xx	xx.xx	xx.xx	xx.xx	xx.xx	xx.xx	xx.xx	xx.xx
Explosive Trace Detectors	xx.xx	xx.xx	xx.xx	xx.xx	xx.xx	xx.xx	xx.xx	xx.xx
Liquid and Bulk Material Analyzers	xx.xx	xx.xx	xx.xx	xx.xx	xx.xx	xx.xx	xx.xx	xx.xx
Total	**xx.xx**	**xx.xx**	**xx.xx**	**xx.xx**	**xx.xx**	**xx.xx**	**xx.xx**	**xx.xx**

Table 354. European Union Airport Baggage Screening Systems Market Size, by System Services, 2017-2040 (USD Million)

System Services	2017	2024	2025	2026	2027	2032	2040	CAGR (%)
Equipment Training Services	xx.xx	xx.xx	xx.xx	xx.xx	xx.xx	xx.xx	xx.xx	xx.xx
Installation, Integration, and Commissioning Services	xx.xx	xx.xx	xx.xx	xx.xx	xx.xx	xx.xx	xx.xx	xx.xx
Maintenance, Repair, and Technical Support	xx.xx	xx.xx	xx.xx	xx.xx	xx.xx	xx.xx	xx.xx	xx.xx
Planning and Engineering Services	xx.xx	xx.xx	xx.xx	xx.xx	xx.xx	xx.xx	xx.xx	xx.xx
Total	**xx.xx**	**xx.xx**	**xx.xx**	**xx.xx**	**xx.xx**	**xx.xx**	**xx.xx**	**xx.xx**

Table 355. European Union Airport Baggage Screening Systems Market Size, by Replacement Parts and Consumables, 2017-2040 (USD Million)

Replacement Parts and Consumables	2017	2024	2025	2026	2027	2032	2040	CAGR (%)
Detection Consumables	xx.xx	xx.xx	xx.xx	xx.xx	xx.xx	xx.xx	xx.xx	xx.xx
Replacement Parts and Upgrade Kits	xx.xx	xx.xx	xx.xx	xx.xx	xx.xx	xx.xx	xx.xx	xx.xx
Total	**xx.xx**	**xx.xx**	**xx.xx**	**xx.xx**	**xx.xx**	**xx.xx**	**xx.xx**	**xx.xx**

Table 356. European Union Airport Baggage Screening Systems Market Size, by Screening Automation Equipment, 2017-2040 (USD Million)

Screening Automation Equipment	2017	2024	2025	2026	2027	2032	2040	CAGR (%)
Screening Conveyors and Sortation Equipment	xx.xx	xx.xx	xx.xx	xx.xx	xx.xx	xx.xx	xx.xx	xx.xx
Screening Lanes and Tray-Return Systems	xx.xx	xx.xx	xx.xx	xx.xx	xx.xx	xx.xx	xx.xx	xx.xx
Total	**xx.xx**	**xx.xx**	**xx.xx**	**xx.xx**	**xx.xx**	**xx.xx**	**xx.xx**	**xx.xx**

Table 357. European Union Airport Baggage Screening Systems Market Size, by Screening Software, 2017-2040 (USD Million)

Screening Software	2017	2024	2025	2026	2027	2032	2040	CAGR (%)
Automated Threat Detection Software	xx.xx	xx.xx	xx.xx	xx.xx	xx.xx	xx.xx	xx.xx	xx.xx
Image Review and Management Software	xx.xx	xx.xx	xx.xx	xx.xx	xx.xx	xx.xx	xx.xx	xx.xx
Screener Training and Quality Assurance Software	xx.xx	xx.xx	xx.xx	xx.xx	xx.xx	xx.xx	xx.xx	xx.xx
Screening Connectivity and Fleet Management Software	xx.xx	xx.xx	xx.xx	xx.xx	xx.xx	xx.xx	xx.xx	xx.xx
Total	**xx.xx**	**xx.xx**	**xx.xx**	**xx.xx**	**xx.xx**	**xx.xx**	**xx.xx**	**xx.xx**

Table 358. European Union Airport Baggage Screening Systems Market Size, by Detection Platform, 2017-2040 (USD Million)

Detection Platform	2017	2024	2025	2026	2027	2032	2040	CAGR (%)
Chemiluminescence Detection	xx.xx	xx.xx	xx.xx	xx.xx	xx.xx	xx.xx	xx.xx	xx.xx
Dielectric and Microwave Analysis	xx.xx	xx.xx	xx.xx	xx.xx	xx.xx	xx.xx	xx.xx	xx.xx
Fluorescence Detection	xx.xx	xx.xx	xx.xx	xx.xx	xx.xx	xx.xx	xx.xx	xx.xx
Integrated Multimodal Detection	xx.xx	xx.xx	xx.xx	xx.xx	xx.xx	xx.xx	xx.xx	xx.xx
Ion Mobility Spectrometry	xx.xx	xx.xx	xx.xx	xx.xx	xx.xx	xx.xx	xx.xx	xx.xx
Magnetic Resonance	xx.xx	xx.xx	xx.xx	xx.xx	xx.xx	xx.xx	xx.xx	xx.xx
Mass Spectrometry	xx.xx	xx.xx	xx.xx	xx.xx	xx.xx	xx.xx	xx.xx	xx.xx
Projection X-Ray Imaging	xx.xx	xx.xx	xx.xx	xx.xx	xx.xx	xx.xx	xx.xx	xx.xx
Raman Spectroscopy	xx.xx	xx.xx	xx.xx	xx.xx	xx.xx	xx.xx	xx.xx	xx.xx
Thermo-Redox Detection	xx.xx	xx.xx	xx.xx	xx.xx	xx.xx	xx.xx	xx.xx	xx.xx
X-Ray Computed Tomography	xx.xx	xx.xx	xx.xx	xx.xx	xx.xx	xx.xx	xx.xx	xx.xx
X-Ray Diffraction	xx.xx	xx.xx	xx.xx	xx.xx	xx.xx	xx.xx	xx.xx	xx.xx
Others	xx.xx	xx.xx	xx.xx	xx.xx	xx.xx	xx.xx	xx.xx	xx.xx
Total	**xx.xx**	**xx.xx**	**xx.xx**	**xx.xx**	**xx.xx**	**xx.xx**	**xx.xx**	**xx.xx**

Table 359. European Union Airport Baggage Screening Systems Market Size, by Projection X-Ray Imaging, 2017-2040 (USD Million)

Projection X-Ray Imaging	2017	2024	2025	2026	2027	2032	2040	CAGR (%)
Multiview X-Ray Imaging	xx.xx	xx.xx	xx.xx	xx.xx	xx.xx	xx.xx	xx.xx	xx.xx
Single-View X-Ray Imaging	xx.xx	xx.xx	xx.xx	xx.xx	xx.xx	xx.xx	xx.xx	xx.xx
Total	**xx.xx**	**xx.xx**	**xx.xx**	**xx.xx**	**xx.xx**	**xx.xx**	**xx.xx**	**xx.xx**

Table 360. European Union Airport Baggage Screening Systems Market Size, by Interoperability Architecture, 2017-2040 (USD Million)

Interoperability Architecture	2017	2024	2025	2026	2027	2032	2040	CAGR (%)
Closed Proprietary Architecture	xx.xx	xx.xx	xx.xx	xx.xx	xx.xx	xx.xx	xx.xx	xx.xx
Open Standards-Based Interoperability	xx.xx	xx.xx	xx.xx	xx.xx	xx.xx	xx.xx	xx.xx	xx.xx
Vendor-Specific Integration	xx.xx	xx.xx	xx.xx	xx.xx	xx.xx	xx.xx	xx.xx	xx.xx
Total	**xx.xx**	**xx.xx**	**xx.xx**	**xx.xx**	**xx.xx**	**xx.xx**	**xx.xx**	**xx.xx**

Table 361. European Union Airport Baggage Screening Systems Market Size, by Screening Application, 2017-2040 (USD Million)

Screening Application	2017	2024	2025	2026	2027	2032	2040	CAGR (%)
Customs and Border Baggage Inspection	xx.xx	xx.xx	xx.xx	xx.xx	xx.xx	xx.xx	xx.xx	xx.xx
Non-Passenger Property Screening	xx.xx	xx.xx	xx.xx	xx.xx	xx.xx	xx.xx	xx.xx	xx.xx
Passenger Cabin Baggage Screening	xx.xx	xx.xx	xx.xx	xx.xx	xx.xx	xx.xx	xx.xx	xx.xx
Passenger Checked Baggage Screening	xx.xx	xx.xx	xx.xx	xx.xx	xx.xx	xx.xx	xx.xx	xx.xx
Terminal-Entrance Baggage Screening	xx.xx	xx.xx	xx.xx	xx.xx	xx.xx	xx.xx	xx.xx	xx.xx
Total	**xx.xx**	**xx.xx**	**xx.xx**	**xx.xx**	**xx.xx**	**xx.xx**	**xx.xx**	**xx.xx**

Table 362. European Union Airport Baggage Screening Systems Market Size, by Purchasing Organization, 2017-2040 (USD Million)

Purchasing Organization	2017	2024	2025	2026	2027	2032	2040	CAGR (%)
Airlines	xx.xx	xx.xx	xx.xx	xx.xx	xx.xx	xx.xx	xx.xx	xx.xx
Airport and Terminal Operators	xx.xx	xx.xx	xx.xx	xx.xx	xx.xx	xx.xx	xx.xx	xx.xx
Contract Screening Operators	xx.xx	xx.xx	xx.xx	xx.xx	xx.xx	xx.xx	xx.xx	xx.xx
Customs and Border Authorities	xx.xx	xx.xx	xx.xx	xx.xx	xx.xx	xx.xx	xx.xx	xx.xx
Public Aviation Security Agencies	xx.xx	xx.xx	xx.xx	xx.xx	xx.xx	xx.xx	xx.xx	xx.xx
Total	**xx.xx**	**xx.xx**	**xx.xx**	**xx.xx**	**xx.xx**	**xx.xx**	**xx.xx**	**xx.xx**

Table 363. European Union Airport Baggage Screening Systems Market Size, by System Integration, 2017-2040 (USD Million)

System Integration	2017	2024	2025	2026	2027	2032	2040	CAGR (%)
Baggage Handling-Integrated Systems	xx.xx	xx.xx	xx.xx	xx.xx	xx.xx	xx.xx	xx.xx	xx.xx
Checkpoint Lane-Integrated Systems	xx.xx	xx.xx	xx.xx	xx.xx	xx.xx	xx.xx	xx.xx	xx.xx
Standalone Screening Systems	xx.xx	xx.xx	xx.xx	xx.xx	xx.xx	xx.xx	xx.xx	xx.xx
Total	**xx.xx**	**xx.xx**	**xx.xx**	**xx.xx**	**xx.xx**	**xx.xx**	**xx.xx**	**xx.xx**

Table 364. European Union Airport Baggage Screening Systems Market Size, by Image Review Location, 2017-2040 (USD Million)

Image Review Location	2017	2024	2025	2026	2027	2032	2040	CAGR (%)
Hybrid Image Review	xx.xx	xx.xx	xx.xx	xx.xx	xx.xx	xx.xx	xx.xx	xx.xx
Local Image Review	xx.xx	xx.xx	xx.xx	xx.xx	xx.xx	xx.xx	xx.xx	xx.xx
Off-Site Remote Image Review	xx.xx	xx.xx	xx.xx	xx.xx	xx.xx	xx.xx	xx.xx	xx.xx
On-Site Remote Image Review	xx.xx	xx.xx	xx.xx	xx.xx	xx.xx	xx.xx	xx.xx	xx.xx
Others	xx.xx	xx.xx	xx.xx	xx.xx	xx.xx	xx.xx	xx.xx	xx.xx
Total	**xx.xx**	**xx.xx**	**xx.xx**	**xx.xx**	**xx.xx**	**xx.xx**	**xx.xx**	**xx.xx**

Table 365. European Union Airport Baggage Screening Systems Market Size, by Procurement Channel, 2017-2040 (USD Million)

Procurement Channel	2017	2024	2025	2026	2027	2032	2040	CAGR (%)
Direct Technology Suppliers	xx.xx	xx.xx	xx.xx	xx.xx	xx.xx	xx.xx	xx.xx	xx.xx
Distributors and Resellers	xx.xx	xx.xx	xx.xx	xx.xx	xx.xx	xx.xx	xx.xx	xx.xx
Independent Technical Service Providers	xx.xx	xx.xx	xx.xx	xx.xx	xx.xx	xx.xx	xx.xx	xx.xx
Systems Integration Primes	xx.xx	xx.xx	xx.xx	xx.xx	xx.xx	xx.xx	xx.xx	xx.xx
Total	**xx.xx**	**xx.xx**	**xx.xx**	**xx.xx**	**xx.xx**	**xx.xx**	**xx.xx**	**xx.xx**

Table 366. European Union Airport Baggage Screening Systems Market Size, by Investment Purpose, 2017-2040 (USD Million)

Investment Purpose	2017	2024	2025	2026	2027	2032	2040	CAGR (%)
New Installations and Capacity Expansion	xx.xx	xx.xx	xx.xx	xx.xx	xx.xx	xx.xx	xx.xx	xx.xx
Retrofits and Upgrades	xx.xx	xx.xx	xx.xx	xx.xx	xx.xx	xx.xx	xx.xx	xx.xx
System Replacement	xx.xx	xx.xx	xx.xx	xx.xx	xx.xx	xx.xx	xx.xx	xx.xx
Others	xx.xx	xx.xx	xx.xx	xx.xx	xx.xx	xx.xx	xx.xx	xx.xx
Total	**xx.xx**	**xx.xx**	**xx.xx**	**xx.xx**	**xx.xx**	**xx.xx**	**xx.xx**	**xx.xx**

Sources & Evidence

1. House Report 119-173 - Department of Homeland Security Appropriations Bill, 2026

   · Evidence informing the 2030 market-value input; displayed series and growth include calculations: The aging installed fleet supports replacement demand, but does not establish the forecast's realization dates or annual purchasing rate. ([govinfo.gov](https://www.govinfo.gov/content/pkg/CRPT-119hrpt173/html/CRPT-119hrpt173.htm))

   · Evidence informing forecast-year allocation inputs; displayed values and growth are calculated: The report identifies xx.xx end-of-life systems within a xx.xx-system checked-baggage fleet. This constrains renewal exposure, not realized annual purchasing or a verified global replacement deadline.

   · Evidence informing base-year allocation inputs; displayed values and growth are calculated: Reports a TSA checked-baggage fleet of xx.xx EDS, including xx.xx at end-of-life, and assigns purchase, installation and maintenance responsibilities to TSA. Supports agency fleet calibration and renewal pressure, not the assumed forecast uplift.

   · Evidence informing forecast-year allocation inputs; displayed values and growth are calculated: Reports a TSA checked-baggage fleet of xx.xx EDS, including xx.xx at end-of-life, and assigns purchase, installation and maintenance responsibilities to TSA. Supports agency fleet calibration and renewal pressure, not the assumed forecast uplift.

   · Evidence informing forecast-year allocation inputs; displayed values and growth are calculated: The report identifies xx.xx end-of-life EDS within a xx.xx-unit U.S. checked-baggage fleet, citing the FY2024 capital plan. The derived xx.xx% backlog constrains the aging-fleet premise, but is neither an annual turnover rate nor a funded global replacement forecast.

2. GAO-24-106573 - DHS Annual Assessment: Most Programs Are Meeting Current Goals, but Some Continue to Face Cost and Schedule Challenges

- Evidence informing the 2026 market-value input; displayed series and growth include calculations: Reports plans for xx.xx checkpoint systems and xx.xx increment-one deployments by September 2023; supports an incomplete replacement cycle rather than universal CT adoption. ([gao.gov](https://www.gao.gov/assets/gao-xx.xx-xx.xx.pdf))
- Evidence informing base-year allocation inputs; displayed values and growth are calculated: Reports xx.xx AT/CT, xx.xx base, xx.xx mid-size and xx.xx full-size deployments by September 2023; supplies configuration proxies and an incomplete-renewal constraint, not contractual architecture shares. ([gao.gov](https://www.gao.gov/assets/gao-xx.xx-xx.xx.pdf))
- Evidence informing forecast-year allocation inputs; displayed values and growth are calculated: Reports xx.xx AT/CT, xx.xx base, xx.xx mid-size and xx.xx full-size deployments by September 2023; supplies configuration proxies and an incomplete-renewal constraint, not contractual architecture shares. ([gao.gov](https://www.gao.gov/assets/gao-xx.xx-xx.xx.pdf))
- Evidence informing base-year allocation inputs; displayed values and growth are calculated: The deployed configuration mix underlies the xx.xx/xx.xx newer-cohort and xx.xx/xx.xx older-cohort proxy calculations; global and contractual attribution remain modeled. ([gao.gov](https://www.gao.gov/assets/gao-xx.xx-xx.xx.pdf))
- Evidence informing forecast-year allocation inputs; displayed values and growth are calculated: The deployed configuration mix underlies the xx.xx/xx.xx newer-cohort and xx.xx/xx.xx older-cohort proxy calculations; global and contractual attribution remain modeled. ([gao.gov](https://www.gao.gov/assets/gao-xx.xx-xx.xx.pdf))
- Evidence informing base-year allocation inputs; displayed values and growth are calculated: The assessment records xx.xx checkpoint systems deployed by September 2023 against an eventual xx.xx-system program. This supports an incomplete replacement cycle and qualifies any assumption of universal CT adoption.
- Evidence informing forecast-year allocation inputs; displayed values and growth are calculated: The assessment records xx.xx checkpoint systems deployed by September 2023 against an eventual xx.xx-system program. This supports an incomplete replacement cycle and qualifies any assumption of universal CT adoption.
- Evidence informing base-year allocation inputs; displayed values and growth are calculated: Reports a September 2023 U.S. CT cohort containing xx.xx AT/CT and xx.xx base systems, providing counterevidence to assigning all CT activity automatically to integrated lanes.
- Evidence informing forecast-year allocation inputs; displayed values and growth are calculated: Reports a September 2023 U.S. CT cohort containing xx.xx AT/CT and xx.xx base systems, providing counterevidence to assigning all CT activity automatically to integrated lanes.
- Evidence informing base-year allocation inputs; displayed values and growth are calculated: Reports xx.xx mid-size and xx.xx full-size systems within xx.xx deployed CT systems; supports differentiated configuration assumptions rather than treating technology adoption as an integration-share observation.
- Evidence informing forecast-year allocation inputs; displayed values and growth are calculated: Reports xx.xx mid-size and xx.xx full-size systems within xx.xx deployed CT systems; supports differentiated configuration assumptions rather than treating technology adoption as an integration-share observation.
- Evidence informing base-year allocation inputs; displayed values and growth are calculated: The 2024 assessment records xx.xx checkpoint deployments as of September 2023 against xx.xx planned systems replacing aging equipment. It supports staged renewal, but does not establish current deployment completion or the modeled 2032 share.
- Evidence informing forecast-year allocation inputs; displayed values and growth are calculated: The 2024 assessment records xx.xx checkpoint deployments as of September 2023 against xx.xx planned systems replacing aging equipment. It supports staged renewal, but does not establish current deployment completion or the modeled 2032 share.
- Evidence informing forecast-year allocation inputs; displayed values and growth are calculated: The program separately anticipates enhancements to fielded systems, supporting a retained-equipment commercial pathway without supplying an attributable upgrade-revenue split.

3. Global Airport Passenger Traffic Reaches Record 9.8 Billion in 2025, Airports Council International World reports

   · Evidence informing the 2026 market-value input; displayed series and growth include calculations: Reports cooling passenger-growth momentum in 2026, supporting moderation of traffic-driven equipment expansion despite continuing replacement demand.
   ([aci.aero](https://aci.aero/2026/xx.xx/xx.xx/global-airport-passenger-traffic-reaches-record-xx.xx-xx.xx-billion-in-2025-airports-council-international-world-reports/))

4. Smiths Group PLC - Full Year Results for the 12 Months Ended 31 July 2025

- Evidence informing the 2024 market-value input; displayed series and growth include calculations: Discloses aviation original-equipment revenue of xx.xx and aftermarket revenue of xx.xx for FY2024; supplies historical cycle proxies. ([www-live.smiths.com](https://www-live.smiths.com/media/snqpxwkd/smiths-group-plc-annual-results-2025-press-release.pdf))
- Evidence informing the 2027 market-value input; displayed series and growth include calculations: Reports approximately xx.xx cumulative CTiX sales and continuing aviation upgrade demand; supports replacement activity, not an observed global forecast. ([www-live.smiths.com](https://www-live.smiths.com/media/snqpxwkd/smiths-group-plc-annual-results-2025-press-release.pdf))
- Evidence informing base-year allocation inputs; displayed values and growth are calculated: FY2025 aviation original-equipment revenue of GBP xx.xx provides an independent equipment-activity scale check, not a global category share. ([www-live.smiths.com](https://www-live.smiths.com/media/snqpxwkd/smiths-group-plc-annual-results-2025-press-release.pdf))
- Evidence informing forecast-year allocation inputs; displayed values and growth are calculated: FY2025 aviation original-equipment revenue of GBP xx.xx provides an independent equipment-activity scale check, not a global category share. ([www-live.smiths.com](https://www-live.smiths.com/media/snqpxwkd/smiths-group-plc-annual-results-2025-press-release.pdf))
- Evidence informing base-year allocation inputs; displayed values and growth are calculated: Approximately xx.xx cumulative CTiX sales corroborate commercial imaging activity and replacement demand; they do not measure annual global sales. ([www-live.smiths.com](https://www-live.smiths.com/media/snqpxwkd/smiths-group-plc-annual-results-2025-press-release.pdf))
- Evidence informing forecast-year allocation inputs; displayed values and growth are calculated: Approximately xx.xx cumulative CTiX sales corroborate commercial imaging activity and replacement demand; they do not measure annual global sales. ([www-live.smiths.com](https://www-live.smiths.com/media/snqpxwkd/smiths-group-plc-annual-results-2025-press-release.pdf))
- Evidence informing base-year allocation inputs; displayed values and growth are calculated: GBP xx.xx aviation aftermarket revenue supports lifecycle materiality while qualifying transfer of one supplier's mix to the global service allocation. ([www-live.smiths.com](https://www-live.smiths.com/media/snqpxwkd/smiths-group-plc-annual-results-2025-press-release.pdf))
- Evidence informing forecast-year allocation inputs; displayed values and growth are calculated: GBP xx.xx aviation aftermarket revenue supports lifecycle materiality while qualifying transfer of one supplier's mix to the global service allocation. ([www-live.smiths.com](https://www-live.smiths.com/media/snqpxwkd/smiths-group-plc-annual-results-2025-press-release.pdf))
- Evidence informing base-year allocation inputs; displayed values and growth are calculated: Reports approximately xx.xx cumulative CTiX sales and continuing aviation upgrade demand; cumulative sales constrain commercial scale but are not annual global shipments. ([www-live.smiths.com](https://www-live.smiths.com/media/snqpxwkd/smiths-group-plc-annual-results-2025-press-release.pdf))
- Evidence informing forecast-year allocation inputs; displayed values and growth are calculated: Reports approximately xx.xx cumulative CTiX sales and continuing aviation upgrade demand; cumulative sales constrain commercial scale but are not annual global shipments. ([www-live.smiths.com](https://www-live.smiths.com/media/snqpxwkd/smiths-group-plc-annual-results-2025-press-release.pdf))
- Evidence informing base-year allocation inputs; displayed values and growth are calculated: Reports four operating XDi units as of July 2025 and pending regulatory certification, constraining the small XRD cohort and qualifying aggressive commercialization assumptions.
- Evidence informing forecast-year allocation inputs; displayed values and growth are calculated: Reports four operating XDi units as of July 2025 and pending regulatory certification, constraining the small XRD cohort and qualifying aggressive commercialization assumptions.
- Evidence informing forecast-year allocation inputs; displayed values and growth are calculated: Reported checkpoint modernization provides a commercial reason to model substitution from discrete legacy offerings; the filing does not disclose standalone configuration revenue.
- Evidence informing forecast-year allocation inputs; displayed values and growth are calculated: FY2025

5. Smiths Group PLC - Annual Report & Accounts FY2023
   · Evidence informing the 2022 market-value input; displayed series and growth include calculations: Reports FY2022 aviation original-equipment revenue of xx.xx, used as a dimensionless historical capital-cycle proxy. ([www-live.smiths.com](https://www-live.smiths.com/media/phjp1j44/smiths-annual-report-2023.pdf))
   · Evidence informing the 2023 market-value input; displayed series and growth include calculations: Reports FY2023 aviation original-equipment revenue of xx.xx and aftermarket revenue of xx.xx; supports the modeled recovery direction. ([www-live.smiths.com](https://www-live.smiths.com/media/phjp1j44/smiths-annual-report-2023.pdf))
6. Smiths Group PLC - Annual Report FY2022
   · Evidence informing the 2021 market-value input; displayed series and growth include calculations: Reports FY2021 aviation revenue of xx.xx, providing a historical purchasing-cycle reference rather than a global observation. ([www-live.smiths.com](https://www-live.smiths.com/media/xjvdpblr/smiths-annual-report-2022-report.pdf))
   · Evidence informing the 2022 market-value input; displayed series and growth include calculations: Reports FY2022 aviation revenue of xx.xx and continued weakness in aviation original equipment; supports a delayed capital-spending trough. ([www-live.smiths.com](https://www-live.smiths.com/media/xjvdpblr/smiths-annual-report-2022-report.pdf))
7. Smiths Group PLC - Annual Results for the Year Ended 31 July 2019
   · Evidence informing the 2018 market-value input; displayed series and growth include calculations: Reports FY2018 aviation revenue of xx.xx, supplying the historical comparison underlying the backcast. ([smiths.com](https://www.smiths.com/media/u4wla1bw/smiths-group-plc-annual-results-2019-press-release.pdf))
   · Evidence informing the 2019 market-value input; displayed series and growth include calculations: Reports FY2019 aviation revenue of xx.xx and customer delivery deferrals, qualifying a traffic-only growth model. ([smiths.com](https://www.smiths.com/media/u4wla1bw/smiths-group-plc-annual-results-2019-press-release.pdf))
   · Evidence informing the 2020 market-value input; displayed series and growth include calculations: Identifies deliveries deferred into FY2020; supports the possibility of backlog-supported spending despite a contemporaneous traffic shock, not the exact modeled growth rate. ([smiths.com](https://www.smiths.com/media/u4wla1bw/smiths-group-plc-annual-results-2019-press-release.pdf))
8. ACI World - The High-Wire Balancing Act: Global Air Transport Demand in 2018 and 2019
   · Evidence informing the 2017 market-value input; displayed series and growth include calculations: Reports xx.xx airport passengers and xx.xx% growth in 2018; the growth observation informs the 2017 backcast bridge. ([blog.aci.aero](https://blog.aci.aero/airport-economics/the-high-wire-balancing-act-global-air-transport-demand-in-2018-and-2019/))
   · Evidence informing the 2018 market-value input; displayed series and growth include calculations: Provides the observed 2018 traffic-growth reference, not an equipment-market growth observation. ([blog.aci.aero](https://blog.aci.aero/airport-economics/the-high-wire-balancing-act-global-air-transport-demand-in-2018-and-2019/))
9. ICAO A42-WP/556 - State of the Industry and Outlook for Airport Traffic, Presented by ACI
   · Evidence informing the 2020 market-value input; displayed series and growth include calculations: Records the collapse from xx.xx airport passengers in 2019 to xx.xx in 2020; constrains the shock and funding-risk interpretation. ([icao.int](https://www.icao.int/sites/default/files/Meetings/a42/Documents/WP/wp_556_en.pdf))
   · Evidence informing the 2021 market-value input; displayed series and growth include calculations: Reports xx.xx airport passengers in 2021, supporting a prolonged funding and activity shock. ([icao.int](https://www.icao.int/sites/default/files/Meetings/a42/Documents/WP/wp_556_en.pdf))
   · Evidence informing the 2023 market-value input; displayed series and growth include calculations: Reports xx.xx airport passengers in 2023; traffic recovery is distinguished from equipment purchasing. ([icao.int](https://www.icao.int/sites/default/files/Meetings/a42/Documents/WP/wp_556_en.pdf))
   · Evidence informing the 2024 market-value input; displayed series and growth include calculations: Reports xx.xx airport passengers in 2024, providing a demand recovery cross-check. ([icao.int](https://www.icao.int/sites/default/files/Meetings/a42/Documents/WP/wp_556_en.pdf))

10. Port of Seattle - Baggage Handling System Optimization
    - Evidence informing the 2029 market-value input; displayed series and growth include calculations: Seattle plans to consolidate six baggage-screening systems, increase supported passenger capacity, and reduce screening-machine demand. Supports integration spending without one-for-one detector growth. ([portseattle.org](https://www.portseattle.org/projects/baggage-handling-system-optimization))
    - Evidence informing the 2032 market-value input; displayed series and growth include calculations: The consolidation example constrains equipment-volume assumptions; its whole baggage-handling project value is excluded from market sizing. ([portseattle.org](https://www.portseattle.org/projects/baggage-handling-system-optimization))
    - Evidence informing the 2040 market-value input; displayed series and growth include calculations: Provides a commercial counterexample to extrapolating passenger growth directly into machine counts throughout the long-range forecast. ([portseattle.org](https://www.portseattle.org/projects/baggage-handling-system-optimization))
    - Evidence informing forecast-year allocation inputs; displayed values and growth are calculated: Consolidation of six systems with reduced machine demand qualifies a traffic-to-detector-volume forecast. ([portseattle.org](https://www.portseattle.org/projects/baggage-handling-system-optimization))
    - Evidence informing forecast-year allocation inputs; displayed values and growth are calculated: The consolidation project supports integration-driven conveyor demand, but its whole-project value is excluded. ([portseattle.org](https://www.portseattle.org/projects/baggage-handling-system-optimization))
    - Evidence informing forecast-year allocation inputs; displayed values and growth are calculated: Brownfield consolidation supports the integration-demand premise, not the forecast's exact service growth factor. ([portseattle.org](https://www.portseattle.org/projects/baggage-handling-system-optimization))
    - Evidence informing forecast-year allocation inputs; displayed values and growth are calculated: The airport replaces six separate screening systems with centralized screening and expects reduced screening-machine demand while expanding capacity. This supplies a counterforce to volume-only checked-baggage forecasting.
    - Evidence informing base-year allocation inputs; displayed values and growth are calculated: Seattle is consolidating six screening systems, expects reduced screening-machine demand and schedules final-phase completion in 2029. Supports integration demand while constraining detector-volume growth; the whole-project budget is excluded.
    - Evidence informing forecast-year allocation inputs; displayed values and growth are calculated: Seattle is consolidating six screening systems, expects reduced screening-machine demand and schedules final-phase completion in 2029. Supports integration demand while constraining detector-volume growth; the whole-project budget is excluded.
    - Evidence informing forecast-year allocation inputs; displayed values and growth are calculated: Seattle's project combines increased screening capacity with consolidation from six screening systems and reduced screening-machine demand. This constrains the forecast assumption that capacity growth requires proportional equipment additions.
    - Evidence informing forecast-year allocation inputs; displayed values and growth are calculated: Replacement and capacity objectives coexist within the project. Its wider baggage-handling budget is not treated as screening-equipment revenue or assigned additively to multiple purposes.
11. Smiths Group PLC - Half Year Results for the Six Months Ended 31 January 2026
    - Evidence informing the 2026 market-value input; displayed series and growth include calculations: Reports xx.xx% organic growth for Smiths Detection in HY2026, with aviation checkpoint upgrades contributing. Supports a positive 2026 nowcast, not a directly observed global growth rate. ([www-live.smiths.com](https://www-live.smiths.com/media/villk35h/smiths-hy26-results-press-release.pdf))
12. Eurostat - Air passenger transport statistics, December 2025, Table 1: 2024 country traffic
    - Evidence informing base-year allocation inputs; displayed values and growth are calculated: Traffic primitive.
    - Evidence informing forecast-year allocation inputs; displayed values and growth are calculated: Traffic primitive.

13. Eurostat - Air passenger transport: data by month
    - Evidence informing base-year allocation inputs; displayed values and growth are calculated: Interim growth input to the temporal bridge.
    - Evidence informing forecast-year allocation inputs; displayed values and growth are calculated: Interim growth input to the temporal bridge.
14. ACI EUROPE - 2025 all about traffic resilience as Europe's airports welcomed an additional 100 million passengers
    - Evidence informing base-year allocation inputs; displayed values and growth are calculated: Annual growth input to the 2025 bridge.
    - Evidence informing forecast-year allocation inputs; displayed values and growth are calculated: Annual growth input to the 2025 bridge.
15. Fraport - AI for Monitoring Aviation Security, 22 January 2026
    - Evidence informing base-year allocation inputs; displayed values and growth are calculated: Over xx.xx CT scanners and approximately EUR xx.xx cumulative checkpoint investment support a premium installed-mix premise, not annual national revenue.
    - Evidence informing forecast-year allocation inputs; displayed values and growth are calculated: Over xx.xx CT scanners and approximately EUR xx.xx cumulative checkpoint investment support a premium installed-mix premise, not annual national revenue.
    - Evidence informing forecast-year allocation inputs; displayed values and growth are calculated: January xx.xx 2026 APIDS deployment demonstrates additional software adoption, without establishing separate revenue. ([fraport.com](https://www.fraport.com/en/newsroom/press-releases/2026/q1/ai-for-monitoring-aviation-security.html))
    - Evidence informing forecast-year allocation inputs; displayed values and growth are calculated: Deployment on more than xx.xx CT scanners is the independent quantitative rollout test; it does not validate the modeled license-growth factor. ([fraport.com](https://www.fraport.com/en/newsroom/press-releases/2026/q1/ai-for-monitoring-aviation-security.html))
    - Evidence informing forecast-year allocation inputs; displayed values and growth are calculated: On January xx.xx 2026, Fraport announced regular APIDS software operation on more than xx.xx existing Smiths CT scanners. This independently supports retained-system enhancement at one buyer, not global penetration or realized license revenue.

16. CATSA 2025 Annual Report - Notes to the Financial Statements
    - Evidence informing base-year allocation inputs; displayed values and growth are calculated: FY2024/xx.xx accounts disclose C$xx.xx maintenance/spares and C$xx.xx training/certification, supporting the service-budget calibration but not global baggage-only shares. ([catsa-acsta.gc.ca](https://www.catsa-acsta.gc.ca/en/publications/2025-annual-report/notes-financial-statements))
    - Evidence informing forecast-year allocation inputs; displayed values and growth are calculated: FY2024/xx.xx accounts disclose C$xx.xx maintenance/spares and C$xx.xx training/certification, supporting the service-budget calibration but not global baggage-only shares. ([catsa-acsta.gc.ca](https://www.catsa-acsta.gc.ca/en/publications/2025-annual-report/notes-financial-statements))
    - Evidence informing base-year allocation inputs; displayed values and growth are calculated: Maintenance and spare parts are combined in the accounts; the labor-versus-goods split therefore remains modeled. ([catsa-acsta.gc.ca](https://www.catsa-acsta.gc.ca/en/publications/2025-annual-report/notes-financial-statements))
    - Evidence informing forecast-year allocation inputs; displayed values and growth are calculated: Maintenance and spare parts are combined in the accounts; the labor-versus-goods split therefore remains modeled. ([catsa-acsta.gc.ca](https://www.catsa-acsta.gc.ca/en/publications/2025-annual-report/notes-financial-statements))
    - Evidence informing base-year allocation inputs; displayed values and growth are calculated: The C$xx.xx training/certification expense supplies the numerator of the adjusted training-to-capital proxy. ([catsa-acsta.gc.ca](https://www.catsa-acsta.gc.ca/en/publications/2025-annual-report/notes-financial-statements))
    - Evidence informing forecast-year allocation inputs; displayed values and growth are calculated: The C$xx.xx training/certification expense supplies the numerator of the adjusted training-to-capital proxy. ([catsa-acsta.gc.ca](https://www.catsa-acsta.gc.ca/en/publications/2025-annual-report/notes-financial-statements))
    - Evidence informing base-year allocation inputs; displayed values and growth are calculated: C$xx.xx trace/consumables is distinct from maintenance/spares and supplies the contrary consumables-intensity comparator, not a global observation. ([catsa-acsta.gc.ca](https://www.catsa-acsta.gc.ca/en/publications/2025-annual-report/notes-financial-statements))
    - Evidence informing forecast-year allocation inputs; displayed values and growth are calculated: C$xx.xx trace/consumables is distinct from maintenance/spares and supplies the contrary consumables-intensity comparator, not a global observation. ([catsa-acsta.gc.ca](https://www.catsa-acsta.gc.ca/en/publications/2025-annual-report/notes-financial-statements))
    - Evidence informing base-year allocation inputs; displayed values and growth are calculated: Separately reports C$xx.xx maintenance/spares, C$xx.xx trace/consumables and C$xx.xx training/certification, constraining attributable agency lifecycle expenditure.
    - Evidence informing base-year allocation inputs; displayed values and growth are calculated: Separates screening-contractor payments from equipment support, preventing staffing expenditure from becoming equipment-market purchasing.
    - Evidence informing forecast-year allocation inputs; displayed values and growth are calculated: Separately reports C$xx.xx maintenance/spares, C$xx.xx trace/consumables and C$xx.xx training/certification, constraining attributable agency lifecycle expenditure.
    - Evidence informing forecast-year allocation inputs; displayed values and growth are calculated: Separates screening-contractor payments from equipment support, preventing staffing expenditure from becoming equipment-market purchasing.
    - Evidence informing base-year allocation inputs; displayed values and growth are calculated: Audited expense disclosure reports C$xx.xx for maintenance and spare parts in the year ended March xx.xx 2025. It constrains support-spending materiality, not the amount attributable to an independent provider. ([catsa-acsta.gc.ca](https://www.catsa-acsta.gc.ca/en/publications/2025-annual-report/notes-financial-statements))

17. CATSA 2025 Annual Report - Management's Discussion and Analysis
    - Evidence informing base-year allocation inputs; displayed values and growth are calculated: EDS capital expenditure of C$xx.xx includes equipment and installation/integration and supplies the training-calibration denominator, subject to baggage attribution. ([catsa-acsta.gc.ca](https://www.catsa-acsta.gc.ca/en/publications/2025-annual-report/management-discussion-and-analysis))
    - Evidence informing forecast-year allocation inputs; displayed values and growth are calculated: EDS capital expenditure of C$xx.xx includes equipment and installation/integration and supplies the training-calibration denominator, subject to baggage attribution. ([catsa-acsta.gc.ca](https://www.catsa-acsta.gc.ca/en/publications/2025-annual-report/management-discussion-and-analysis))
    - Evidence informing base-year allocation inputs; displayed values and growth are calculated: The capital definition includes associated installation and integration, supporting the distinction between deployment services and equipment value. ([catsa-acsta.gc.ca](https://www.catsa-acsta.gc.ca/en/publications/2025-annual-report/management-discussion-and-analysis))
    - Evidence informing forecast-year allocation inputs; displayed values and growth are calculated: The capital definition includes associated installation and integration, supporting the distinction between deployment services and equipment value. ([catsa-acsta.gc.ca](https://www.catsa-acsta.gc.ca/en/publications/2025-annual-report/management-discussion-and-analysis))
    - Evidence informing forecast-year allocation inputs; displayed values and growth are calculated: Actual spending, original budget and reprofile amounts constrain the forecast's purchasing-execution interpretation; they are not a global growth rate. ([catsa-acsta.gc.ca](https://www.catsa-acsta.gc.ca/en/publications/2025-annual-report/management-discussion-and-analysis))
    - Evidence informing base-year allocation inputs; displayed values and growth are calculated: FY2024/xx.xx pre-board capital appropriations used were C$xx.xx. This supplies the Canadian purchasing comparison and a component of the non-passenger-to-cabin activity proxy, not a global share.
    - Evidence informing forecast-year allocation inputs; displayed values and growth are calculated: FY2024/xx.xx pre-board capital appropriations used were C$xx.xx. This supplies the Canadian purchasing comparison and a component of the non-passenger-to-cabin activity proxy, not a global share.
    - Evidence informing base-year allocation inputs; displayed values and growth are calculated: FY2024/xx.xx hold-baggage capital appropriations used were C$xx.xx; this constrains the independent application-capital comparison.
    - Evidence informing base-year allocation inputs; displayed values and growth are calculated: FY2024/xx.xx non-passenger capital appropriations used were C$xx.xx, below the original C$xx.xx budget. Actual purchasing informs the proxy and qualifies automatic announcement-to-revenue conversion.
    - Evidence informing forecast-year allocation inputs; displayed values and growth are calculated: FY2024/xx.xx non-passenger capital appropriations used were C$xx.xx, below the original C$xx.xx budget. Actual purchasing informs the proxy and qualifies automatic announcement-to-revenue conversion.
    - Evidence informing base-year allocation inputs; displayed values and growth are calculated: Reports C$xx.xx EDS capital expenditure for FY2024/xx.xx and identifies both baggage equipment and full-body scanners in the capital scope, requiring a baggage-attribution adjustment.
    - Evidence informing forecast-year allocation inputs; displayed values and growth are calculated: Reports C$xx.xx EDS capital expenditure for FY2024/xx.xx and identifies both baggage equipment and full-body scanners in the capital scope, requiring a baggage-attribution adjustment.
    - Evidence informing forecast-year allocation inputs; displayed values and growth are calculated: EDS outturn was C$xx.xx versus an original C$xx.xx plan and revised C$xx.xx budget. Reprofiling constrains assumed award conversion and deployment timing; it does not measure procurement-channel mix. ([catsa-acsta.gc.ca](https://www.catsa-acsta.gc.ca/en/publications/2025-annual-report/management-discussion-and-analysis))
    - Evidence informing base-year allocation inputs; displayed values and growth are calculated: The actual capital-project list identifies hold-baggage capacity expansion at Montréal-Trudeau, supporting the expansion classification, not its modeled global revenue weight.
    - Evidence informing forecast-year allocation inputs; displayed values and growth are calculated: The actual capital-project list identifies hold-baggage capacity expansion at Montréal-Trudeau, supporting the expansion classification, not its modeled global revenue weight.
    - Evidence informing base-year allocation inputs; displayed values and growth are calculated: The actual project list includes checkpoint CT deployment and hold-baggage oversize-equipment lifecycle management, supporting renewal activity without disclosing its purpose-specific spending.
    - Evidence informing forecast-year allocation inputs; displayed values and growth are calculated: The actual project list includes checkpoint CT deployment and hold-baggage oversize-equipment lifecycle management,

18. Aviation security screening approved equipment list
    - Evidence informing base-year allocation inputs; displayed values and growth are calculated: Baggage EDS/EDSCB and conventional X-ray classes support the inspection-system boundary, not sales weights. ([gov.uk](https://www.gov.uk/government/collections/aviation-security-screening-approved-equipment-list))
    - Evidence informing forecast-year allocation inputs; displayed values and growth are calculated: Baggage EDS/EDSCB and conventional X-ray classes support the inspection-system boundary, not sales weights. ([gov.uk](https://www.gov.uk/government/collections/aviation-security-screening-approved-equipment-list))
    - Evidence informing base-year allocation inputs; displayed values and growth are calculated: Liquid detectors are a distinct cabin-baggage category; the complete bulk-material extension remains modeled within the captured boundary. ([gov.uk](https://www.gov.uk/government/collections/aviation-security-screening-approved-equipment-list))
    - Evidence informing forecast-year allocation inputs; displayed values and growth are calculated: Liquid detectors are a distinct cabin-baggage category; the complete bulk-material extension remains modeled within the captured boundary. ([gov.uk](https://www.gov.uk/government/collections/aviation-security-screening-approved-equipment-list))
    - Evidence informing base-year allocation inputs; displayed values and growth are calculated: ETD serves baggage and other applications, requiring explicit baggage attribution rather than allocating all detector sales here. ([gov.uk](https://www.gov.uk/government/collections/aviation-security-screening-approved-equipment-list))
    - Evidence informing forecast-year allocation inputs; displayed values and growth are calculated: ETD serves baggage and other applications, requiring explicit baggage attribution rather than allocating all detector sales here. ([gov.uk](https://www.gov.uk/government/collections/aviation-security-screening-approved-equipment-list))
    - Evidence informing base-year allocation inputs; displayed values and growth are calculated: Dedicated ETD consumables are separately recognized, supporting goods classification without establishing spending or unrestricted interchangeability. ([gov.uk](https://www.gov.uk/government/collections/aviation-security-screening-approved-equipment-list))
    - Evidence informing forecast-year allocation inputs; displayed values and growth are calculated: Dedicated ETD consumables are separately recognized, supporting goods classification without establishing spending or unrestricted interchangeability. ([gov.uk](https://www.gov.uk/government/collections/aviation-security-screening-approved-equipment-list))
19. Quantifying the Impacts of Delayed Maintenance of Airport Assets: A Guide - Chapter 6, Baggage Handling Systems
    - Evidence informing base-year allocation inputs; displayed values and growth are calculated: The baggage-handling cost study uses a modeled xx.xx% labor share, adopted only as an adjacent support-cost proxy. ([nationalacademies.org](https://www.nationalacademies.org/read/xx.xx/chapter/xx.xx))
    - Evidence informing forecast-year allocation inputs; displayed values and growth are calculated: The baggage-handling cost study uses a modeled xx.xx% labor share, adopted only as an adjacent support-cost proxy. ([nationalacademies.org](https://www.nationalacademies.org/read/xx.xx/chapter/xx.xx))
    - Evidence informing base-year allocation inputs; displayed values and growth are calculated: Its corresponding modeled xx.xx% parts share calibrates the labor/goods separation; it is not an observed screening-equipment ratio. ([nationalacademies.org](https://www.nationalacademies.org/read/xx.xx/chapter/xx.xx))
    - Evidence informing forecast-year allocation inputs; displayed values and growth are calculated: Its corresponding modeled xx.xx% parts share calibrates the labor/goods separation; it is not an observed screening-equipment ratio. ([nationalacademies.org](https://www.nationalacademies.org/read/xx.xx/chapter/xx.xx))

20. Procurement of Next Generation Security Checkpoint Equipment - Contract Award Notice

- Evidence informing base-year allocation inputs; displayed values and growth are calculated: The seven-system award includes automated tray return, demonstrating bundled purchasing but no separately priced hardware allocation. ([sell2wales.gov.wales](https://www.sell2wales.gov.wales/search/show/search_view.aspx?ID=NOV417275))
- Evidence informing forecast-year allocation inputs; displayed values and growth are calculated: The seven-system award includes automated tray return, demonstrating bundled purchasing but no separately priced hardware allocation. ([sell2wales.gov.wales](https://www.sell2wales.gov.wales/search/show/search_view.aspx?ID=NOV417275))
- Evidence informing base-year allocation inputs; displayed values and growth are calculated: The integrated CT/tray-return scope constrains the automation interface boundary; it does not value general airport conveyors. ([sell2wales.gov.wales](https://www.sell2wales.gov.wales/search/show/search_view.aspx?ID=NOV417275))
- Evidence informing forecast-year allocation inputs; displayed values and growth are calculated: The integrated CT/tray-return scope constrains the automation interface boundary; it does not value general airport conveyors. ([sell2wales.gov.wales](https://www.sell2wales.gov.wales/search/show/search_view.aspx?ID=NOV417275))
- Evidence informing base-year allocation inputs; displayed values and growth are calculated: Central image processing is an explicit purchased function, without a separately disclosed license price. ([sell2wales.gov.wales](https://www.sell2wales.gov.wales/search/show/search_view.aspx?ID=NOV417275))
- Evidence informing forecast-year allocation inputs; displayed values and growth are calculated: Central image processing is an explicit purchased function, without a separately disclosed license price. ([sell2wales.gov.wales](https://www.sell2wales.gov.wales/search/show/search_view.aspx?ID=NOV417275))
- Evidence informing base-year allocation inputs; displayed values and growth are calculated: Supply, installation and commissioning are included deliverables, supporting deployment-service attribution without establishing its percentage. ([sell2wales.gov.wales](https://www.sell2wales.gov.wales/search/show/search_view.aspx?ID=NOV417275))
- Evidence informing forecast-year allocation inputs; displayed values and growth are calculated: Supply, installation and commissioning are included deliverables, supporting deployment-service attribution without establishing its percentage. ([sell2wales.gov.wales](https://www.sell2wales.gov.wales/search/show/search_view.aspx?ID=NOV417275))
- Evidence informing base-year allocation inputs; displayed values and growth are calculated: The October xx.xx 2022 award covers seven systems combining cabin CT, tray return, image processing and deployment responsibilities. It supports integrated purchased scope, not completed delivery or a global sales weight.
- Evidence informing forecast-year allocation inputs; displayed values and growth are calculated: The October xx.xx 2022 award covers seven systems combining cabin CT, tray return, image processing and deployment responsibilities. It supports integrated purchased scope, not completed delivery or a global sales weight.
- Evidence informing base-year allocation inputs; displayed values and growth are calculated: The integrated Newcastle procurement reports a GBP xx.xx-xx.xx offer range but no physical review-room location; its value cannot be assigned automatically to local review. ([sell2wales.gov.wales](https://www.sell2wales.gov.wales/search/show/search_view.aspx?ID=NOV417275))
- Evidence informing forecast-year allocation inputs; displayed values and growth are calculated: The integrated Newcastle procurement reports a GBP xx.xx-xx.xx offer range but no physical review-room location; its value cannot be assigned automatically to local review. ([sell2wales.gov.wales](https://www.sell2wales.gov.wales/search/show/search_view.aspx?ID=NOV417275))
- Evidence informing base-year allocation inputs; displayed values and growth are calculated: Central image processing is included, but a separate on-site room is not specified; constrains classification rather than supplying a remote-review sales weight. ([sell2wales.gov.wales](https://www.sell2wales.gov.wales/search/show/search_view.aspx?ID=NOV417275))
- Evidence informing forecast-year allocation inputs; displayed values and growth are calculated: Central image processing is included, but a separate on-site room is not specified; constrains classification rather than supplying a remote-review sales weight. ([sell2wales.gov.wales](https://www.sell2wales.gov.wales/search/show/search_view.aspx?ID=NOV417275))
- Evidence informing base-year allocation inputs; displayed values and growth are calculated: The bundled award does not identify a mixed-location package or its attributable price, preventing automatic hybrid classification. ([sell2wales.gov.wales](https://www.sell2wales.gov.wales/search/show/search_view.aspx?ID=NOV417275))
- Evidence informing forecast-year allocation inputs; displayed values and growth are calculated: The bundled award does not identify a mixed-location package or its attributable price, preventing automatic hybrid classification.

21. Smiths Detection - Digital Innovation
    - Evidence informing base-year allocation inputs; displayed values and growth are calculated: The supplier identifies detection applications as a commercial function; separate fee allocation remains assumed. ([smithsdetection.com](https://www.smithsdetection.com/digital-innovation/))
    - Evidence informing forecast-year allocation inputs; displayed values and growth are calculated: The supplier identifies detection applications as a commercial function; separate fee allocation remains assumed. ([smithsdetection.com](https://www.smithsdetection.com/digital-innovation/))
    - Evidence informing base-year allocation inputs; displayed values and growth are calculated: Centralized screening supports the image-review function, not an observed software revenue weight. ([smithsdetection.com](https://www.smithsdetection.com/digital-innovation/))
    - Evidence informing forecast-year allocation inputs; displayed values and growth are calculated: Centralized screening supports the image-review function, not an observed software revenue weight. ([smithsdetection.com](https://www.smithsdetection.com/digital-innovation/))
    - Evidence informing base-year allocation inputs; displayed values and growth are calculated: Connectivity, multi-vendor integration and equipment-health applications establish the fleet-management function without proving customer-specific rights or prices. ([smithsdetection.com](https://www.smithsdetection.com/digital-innovation/))
    - Evidence informing forecast-year allocation inputs; displayed values and growth are calculated: Connectivity, multi-vendor integration and equipment-health applications establish the fleet-management function without proving customer-specific rights or prices. ([smithsdetection.com](https://www.smithsdetection.com/digital-innovation/))
    - Evidence informing base-year allocation inputs; displayed values and growth are calculated: ELECTORA is offered for integrating multi-vendor devices, datasets and applications; establishes the vendor-platform category but discloses no category revenue or customer-specific substitution entitlement. ([smithsdetection.com](https://www.smithsdetection.com/digital-innovation/))
    - Evidence informing forecast-year allocation inputs; displayed values and growth are calculated: ELECTORA is offered for integrating multi-vendor devices, datasets and applications; establishes the vendor-platform category but discloses no category revenue or customer-specific substitution entitlement. ([smithsdetection.com](https://www.smithsdetection.com/digital-innovation/))
22. UK Civil Aviation Authority - Threat Image Projection (TIP)
    - Evidence informing base-year allocation inputs; displayed values and growth are calculated: TIP library approval and renewal obligations support continuing software commitments, not the modeled global fee or share. ([caa.co.uk](https://www.caa.co.uk/commercial-industry/security/training-and-human-factors/threat-image-projection/))
    - Evidence informing forecast-year allocation inputs; displayed values and growth are calculated: TIP library approval and renewal obligations support continuing software commitments, not the modeled global fee or share. ([caa.co.uk](https://www.caa.co.uk/commercial-industry/security/training-and-human-factors/threat-image-projection/))

23. Smiths Detection - Service

- Evidence informing base-year allocation inputs; displayed values and growth are calculated: Inclusive capital-equipment support covers labor and parts, requiring a single-count economic allocation across services and goods. ([smithsdetection.com](https://www.smithsdetection.com/service/))
- Evidence informing forecast-year allocation inputs; displayed values and growth are calculated: Inclusive capital-equipment support covers labor and parts, requiring a single-count economic allocation across services and goods. ([smithsdetection.com](https://www.smithsdetection.com/service/))
- Evidence informing base-year allocation inputs; displayed values and growth are calculated: Equipment-specific training and certification are commercial offerings distinct from routine screening staffing. ([smithsdetection.com](https://www.smithsdetection.com/service/))
- Evidence informing forecast-year allocation inputs; displayed values and growth are calculated: Equipment-specific training and certification are commercial offerings distinct from routine screening staffing. ([smithsdetection.com](https://www.smithsdetection.com/service/))
- Evidence informing base-year allocation inputs; displayed values and growth are calculated: The parts-support offering and inclusive contracts corroborate the goods boundary, but not the assumed xx.xx% allocation. ([smithsdetection.com](https://www.smithsdetection.com/service/))
- Evidence informing forecast-year allocation inputs; displayed values and growth are calculated: The parts-support offering and inclusive contracts corroborate the goods boundary, but not the assumed xx.xx% allocation. ([smithsdetection.com](https://www.smithsdetection.com/service/))
- Evidence informing base-year allocation inputs; displayed values and growth are calculated: Describes inclusive labor-and-parts contracts and manufacturer support, supporting nonduplicative lifecycle attribution to projection equipment, not a verified xx.xx% fee. ([smithsdetection.com](https://www.smithsdetection.com/service/))
- Evidence informing forecast-year allocation inputs; displayed values and growth are calculated: Describes inclusive labor-and-parts contracts and manufacturer support, supporting nonduplicative lifecycle attribution to projection equipment, not a verified xx.xx% fee. ([smithsdetection.com](https://www.smithsdetection.com/service/))
- Evidence informing base-year allocation inputs; displayed values and growth are calculated: Supports the existence of manufacturer lifecycle offerings; broad service-footprint counts are not used as CT revenue weights.
- Evidence informing forecast-year allocation inputs; displayed values and growth are calculated: Supports the existence of manufacturer lifecycle offerings; broad service-footprint counts are not used as CT revenue weights.
- Evidence informing base-year allocation inputs; displayed values and growth are calculated: Supports commercial maintenance, refurbishment and parts offerings for portable equipment without establishing baggage-specific service receipts.
- Evidence informing forecast-year allocation inputs; displayed values and growth are calculated: Supports commercial maintenance, refurbishment and parts offerings for portable equipment without establishing baggage-specific service receipts.
- Evidence informing base-year allocation inputs; displayed values and growth are calculated: The manufacturer markets direct on-site support and inclusive capital-equipment labor-and-parts contracts. This supports a continuing manufacturer-service alternative, without measuring a pricing premium. ([smithsdetection.com](https://www.smithsdetection.com/service/))
- Evidence informing forecast-year allocation inputs; displayed values and growth are calculated: The manufacturer markets direct on-site support and inclusive capital-equipment labor-and-parts contracts. This supports a continuing manufacturer-service alternative, without measuring a pricing premium. ([smithsdetection.com](https://www.smithsdetection.com/service/))
- Evidence informing base-year allocation inputs; displayed values and growth are calculated: Manufacturer-provided bundled support is a commercial alternative to separate technical-service procurement, limiting assumptions of unrestricted third-party substitution. ([smithsdetection.com](https://www.smithsdetection.com/service/))
- Evidence informing forecast-year allocation inputs; displayed values and growth are calculated: Manufacturer-provided bundled support is a commercial alternative to separate technical-service procurement, limiting assumptions of unrestricted third-party substitution. ([smithsdetection.com](https://www.smithsdetection.com/service/))

24. Hold baggage screening upgrade, Dublin and Cork Airports, Ireland

- Evidence informing base-year allocation inputs; displayed values and growth are calculated: Separate professional-service appointments cover project controls, design oversight and interface management; the broader construction budget is not used as screening-service revenue. ([neccontract.com](https://www.neccontract.com/projects/hold-baggage-screening-upgrade-dublin-and-cork-airports-ireland))
- Evidence informing forecast-year allocation inputs; displayed values and growth are calculated: Separate professional-service appointments cover project controls, design oversight and interface management; the broader construction budget is not used as screening-service revenue. ([neccontract.com](https://www.neccontract.com/projects/hold-baggage-screening-upgrade-dublin-and-cork-airports-ireland))
- Evidence informing base-year allocation inputs; displayed values and growth are calculated: Describes three upgraded hold-baggage systems delivered through separate construction, baggage-integration and advisory appointments, completed in March 2023. Supports integrated-system attribution without assuming a universal single-prime model.
- Evidence informing forecast-year allocation inputs; displayed values and growth are calculated: Describes three upgraded hold-baggage systems delivered through separate construction, baggage-integration and advisory appointments, completed in March 2023. Supports integrated-system attribution without assuming a universal single-prime model.

25. Corporate Plan 2025-26 to 2029-30 Summary - Financial Overview
    - Evidence informing base-year allocation inputs; displayed values and growth are calculated: CATSA distinguishes major-checkpoint CT replacement from single-view-to-multiview replacement elsewhere, supporting application-specific projection demand and forecast assumptions. It also discloses capital funding subject to reprofile approval. ([catsa-acsta.gc.ca](https://www.catsa-acsta.gc.ca/en/publications/corporate-plan-2025-xx.xx-2029-xx.xx/financial-overview))
    - Evidence informing forecast-year allocation inputs; displayed values and growth are calculated: CATSA distinguishes major-checkpoint CT replacement from single-view-to-multiview replacement elsewhere, supporting application-specific projection demand and forecast assumptions. It also discloses capital funding subject to reprofile approval. ([catsa-acsta.gc.ca](https://www.catsa-acsta.gc.ca/en/publications/corporate-plan-2025-xx.xx-2029-xx.xx/financial-overview))
    - Evidence informing base-year allocation inputs; displayed values and growth are calculated: Identifies single-view equipment as a replacement population, supporting the modeled displacement mechanism rather than an observed global share.
    - Evidence informing forecast-year allocation inputs; displayed values and growth are calculated: Identifies single-view equipment as a replacement population, supporting the modeled displacement mechanism rather than an observed global share.
    - Evidence informing base-year allocation inputs; displayed values and growth are calculated: Multiview remains a planned purchasing destination at non-passenger checkpoints and Class xx.xx airports, qualifying universal CT substitution.
    - Evidence informing forecast-year allocation inputs; displayed values and growth are calculated: Multiview remains a planned purchasing destination at non-passenger checkpoints and Class xx.xx airports, qualifying universal CT substitution.
    - Evidence informing base-year allocation inputs; displayed values and growth are calculated: CT replacement is a stated major-checkpoint investment priority, subject to funding and delivery risks; this supports direction, not the modeled global share.
    - Evidence informing forecast-year allocation inputs; displayed values and growth are calculated: CT replacement is a stated major-checkpoint investment priority, subject to funding and delivery risks; this supports direction, not the modeled global share.
    - Evidence informing base-year allocation inputs; displayed values and growth are calculated: The plan includes additional screening equipment and expansion of existing hold-baggage screening capacity. Its FY2025/xx.xx capital budget is C$xx.xx across mixed activities; plans are not recognized supplier revenue.
    - Evidence informing forecast-year allocation inputs; displayed values and growth are calculated: The plan includes additional screening equipment and expansion of existing hold-baggage screening capacity. Its FY2025/xx.xx capital budget is C$xx.xx across mixed activities; plans are not recognized supplier revenue.
    - Evidence informing base-year allocation inputs; displayed values and growth are calculated: The plan distinguishes replacement of checkpoint X-ray equipment with CT and asset lifecycle renewal from additional capacity. Funding, partner timing and reprofiling qualify forecast realization.
    - Evidence informing forecast-year allocation inputs; displayed values and growth are calculated: The plan distinguishes replacement of checkpoint X-ray equipment with CT and asset lifecycle renewal from additional capacity. Funding, partner timing and reprofiling qualify forecast realization.
26. ECAC CEP Public Equipment List - Explosive Detection Systems, Update 18 April 2025
    - Evidence informing base-year allocation inputs; displayed values and growth are calculated: The April xx.xx 2025 list retains XRD xx.xx supporting the legacy commercial-category premise but not the assumed installed cohort or sales volume. ([ecac-ceac.org](https://www.ecac-ceac.org/images/activities/security/ECAC-CEP-EDS-equipment_public_list_update_20250418.pdf))
    - Evidence informing forecast-year allocation inputs; displayed values and growth are calculated: The April xx.xx 2025 list retains XRD xx.xx supporting the legacy commercial-category premise but not the assumed installed cohort or sales volume. ([ecac-ceac.org](https://www.ecac-ceac.org/images/activities/security/ECAC-CEP-EDS-equipment_public_list_update_20250418.pdf))

27. Partners - HALO X-ray Technologies Ltd

· Evidence informing base-year allocation inputs; displayed values and growth are calculated: Named airport pilots and approximately USD xx.xx and USD xx.xx development programs establish commercialization activity and program scale, not realized annual XRD equipment revenue. ([haloxray.com](https://www.haloxray.com/partners))

· Evidence informing forecast-year allocation inputs; displayed values and growth are calculated: Named airport pilots and approximately USD xx.xx and USD xx.xx development programs establish commercialization activity and program scale, not realized annual XRD equipment revenue. ([haloxray.com](https://www.haloxray.com/partners))

28. Explosives Trace Detectors (ETDs): Market Survey Report, November 2021

· Evidence informing base-year allocation inputs; displayed values and growth are calculated: Historical IONSCAN xx.xx list-price configurations around USD xx.xx-xx.xx constrain the IMS price class; they do not establish 2025 purchasing volumes or realizations. ([dhs.gov](https://dhs.gov/sites/default/files/2021-xx.xx/SAVER_Explosives%20Trace%20Detectors%20MSR_08Nov2021_Final-xx.xx.pdf))

· Evidence informing forecast-year allocation inputs; displayed values and growth are calculated: Historical IONSCAN xx.xx list-price configurations around USD xx.xx-xx.xx constrain the IMS price class; they do not establish 2025 purchasing volumes or realizations. ([dhs.gov](https://dhs.gov/sites/default/files/2021-xx.xx/SAVER_Explosives%20Trace%20Detectors%20MSR_08Nov2021_Final-xx.xx.pdf))

· Evidence informing base-year allocation inputs; displayed values and growth are calculated: The Fido X4 historical USD xx.xx list-price benchmark supports the explicit nominal-price bridge; baggage attribution and unit mix remain modeled.

· Evidence informing forecast-year allocation inputs; displayed values and growth are calculated: The Fido X4 historical USD xx.xx list-price benchmark supports the explicit nominal-price bridge; baggage attribution and unit mix remain modeled.

29. Astrotech Corporation - Form 10-K for the Fiscal Year Ended June 30, 2025

· Evidence informing base-year allocation inputs; displayed values and growth are calculated: Discloses FY2025 product and service revenue, xx.xx deployment locations, and a six-unit USD xx.xx order. These provide a price comparator and supplier-scale check, not baggage-only revenue. ([sec.gov](https://www.sec.gov/Archives/edgar/data/xx.xx/xx.xx/astc20250630_10k.htm))

· Evidence informing forecast-year allocation inputs; displayed values and growth are calculated: Discloses FY2025 product and service revenue, xx.xx deployment locations, and a six-unit USD xx.xx order. These provide a price comparator and supplier-scale check, not baggage-only revenue. ([sec.gov](https://www.sec.gov/Archives/edgar/data/xx.xx/xx.xx/astc20250630_10k.htm))

30. Astrotech Corporation - Form 10-K for the Fiscal Year Ended June 30, 2026

· Evidence informing base-year allocation inputs; displayed values and growth are calculated: Reports eight TRACER units sold in FY2025 versus three in FY2026, identifies grant-related revenue within FY2025 product revenue, and describes a potential subsidiary sale. These constrain MS attribution and forecast optimism. ([sec.gov](https://www.sec.gov/Archives/edgar/data/xx.xx/xx.xx/astc20260630_10k.htm))

· Evidence informing forecast-year allocation inputs; displayed values and growth are calculated: Reports eight TRACER units sold in FY2025 versus three in FY2026, identifies grant-related revenue within FY2025 product revenue, and describes a potential subsidiary sale. These constrain MS attribution and forecast optimism. ([sec.gov](https://www.sec.gov/Archives/edgar/data/xx.xx/xx.xx/astc20260630_10k.htm))

31. Liquid Explosive Detector, Bottle Liquid Scanner, Insight - Agilent

· Evidence informing base-year allocation inputs; displayed values and growth are calculated: Identifies Raman-based airport resolution products and dated September 2025 launch and May 2026 contract announcements. Supports category continuity and adoption premises, not global unit or revenue shares. ([agilent.com](https://www.agilent.com/en/product/molecular-spectroscopy/raman-spectroscopy/raman-aviation-security-systems/insight-series-alarm-resolution-systems))

· Evidence informing forecast-year allocation inputs; displayed values and growth are calculated: Identifies Raman-based airport resolution products and dated September 2025 launch and May 2026 contract announcements. Supports category continuity and adoption premises, not global unit or revenue shares. ([agilent.com](https://www.agilent.com/en/product/molecular-spectroscopy/raman-spectroscopy/raman-aviation-security-systems/insight-series-alarm-resolution-systems))

32. Bottle Liquid Scanner for Sale from China - Securina

· Evidence informing base-year allocation inputs; displayed values and growth are calculated: Positions microwave-based liquid-screening products for airports and customs. Supports commercial classification only; prices, authorization and purchasing weights remain assumptions. ([securinadetection.com](https://www.securinadetection.com/Bottle-Liquid-Scanner-Manufacturer-China.html))

· Evidence informing forecast-year allocation inputs; displayed values and growth are calculated: Positions microwave-based liquid-screening products for airports and customs. Supports commercial classification only; prices, authorization and purchasing weights remain assumptions. ([securinadetection.com](https://www.securinadetection.com/Bottle-Liquid-Scanner-Manufacturer-China.html))

33. Quick, Accurate Threat-Detection Scanner for Liquid, Aerosol, and Gels Eases and Secures Air Travel Worldwide

· Evidence informing base-year allocation inputs; displayed values and growth are calculated: Identifies LS10 as a complete commercial liquid scanner combining RF and ultrasonic capabilities, supporting nonduplicative complete-product attribution. ([battelle.org](https://www.battelle.org/insights/case-studies/case-study-details/quick-accurate-threat-detection-scanner-for-liquid-aerosol-and-gels-eases-and-secures-air-travel-worldwide))

· Evidence informing forecast-year allocation inputs; displayed values and growth are calculated: Identifies LS10 as a complete commercial liquid scanner combining RF and ultrasonic capabilities, supporting nonduplicative complete-product attribution. ([battelle.org](https://www.battelle.org/insights/case-studies/case-study-details/quick-accurate-threat-detection-scanner-for-liquid-aerosol-and-gels-eases-and-secures-air-travel-worldwide))

34. ECAC CEP Public Equipment List - Liquid Explosive Detection Systems, Update 10 July 2025

· Evidence informing base-year allocation inputs; displayed values and growth are calculated: The July xx.xx 2025 list includes One Resonance Sensors MobiLab BLS. This supports retained listed status for a named product, not active supply, paid installed stock or observed receipts. ([ecac-ceac.org](https://www.ecac-ceac.org/images/activities/security/ECAC-CEP-LEDS%20equipment%20public%20list-update%xx.xx-xx.xx-rev1.pdf))

· Evidence informing forecast-year allocation inputs; displayed values and growth are calculated: The July xx.xx 2025 list includes One Resonance Sensors MobiLab BLS. This supports retained listed status for a named product, not active supply, paid installed stock or observed receipts. ([ecac-ceac.org](https://www.ecac-ceac.org/images/activities/security/ECAC-CEP-LEDS%20equipment%20public%20list-update%xx.xx-xx.xx-rev1.pdf))

35. MobiLab BLS Bottled Liquid Scanner Endorsed By European Civil Aviation Conference

· Evidence informing base-year allocation inputs; displayed values and growth are calculated: The company's May xx.xx 2014 announcement identifies MobiLab BLS as an NMR-based airport liquid scanner and states that orders were being accepted. Establishes historical commercial offering, not 2025 deliveries. ([prnewswire.com](https://www.prnewswire.com/news-releases/mobilab-bls-bottled-liquid-scanner-endorsed-by-european-civil-aviation-conference-xx.xx.html))

· Evidence informing forecast-year allocation inputs; displayed values and growth are calculated: The company's May xx.xx 2014 announcement identifies MobiLab BLS as an NMR-based airport liquid scanner and states that orders were being accepted. Establishes historical commercial offering, not 2025 deliveries. ([prnewswire.com](https://www.prnewswire.com/news-releases/mobilab-bls-bottled-liquid-scanner-endorsed-by-european-civil-aviation-conference-xx.xx.html))

36. SafePointe BLS Powered by ORS - Bottled Liquid Explosives Detection Solution

· Evidence informing base-year allocation inputs; displayed values and growth are calculated: The branded supplier brochure documents an ORS-powered bottled-liquid product channel. Its availability does not establish current orders or support continuity; it supports only the legacy-channel modeling premise. ([uploads-ssl.webflow.com](https://uploads-ssl.webflow.com/608330bcae48962bf6d7ff37/6149f80be6c30d34b5e3debe_BLS-Flyer-Compressed.pdf))

· Evidence informing forecast-year allocation inputs; displayed values and growth are calculated: The branded supplier brochure documents an ORS-powered bottled-liquid product channel. Its availability does not establish current orders or support continuity; it supports only the legacy-channel modeling premise. ([uploads-ssl.webflow.com](https://uploads-ssl.webflow.com/608330bcae48962bf6d7ff37/6149f80be6c30d34b5e3debe_BLS-Flyer-Compressed.pdf))

37. Florida Division of Corporations - One Resonance Sensors, LLC, Entity Detail

· Evidence informing base-year allocation inputs; displayed values and growth are calculated: The official registry records One Resonance Sensors, LLC as inactive following administrative dissolution on September xx.xx 2019. This counterevidence constrains continuity assumptions but does not prove zero surviving product support. ([search.sunbiz.org](https://search.sunbiz.org/Inquiry/CorporationSearch/SearchResultDetail?aggregateId=flal-l11000122986-c57f60b3-690d-4c87-836a-9aeb045075e8&directionType=CurrentList&inquirytype=EntityName&listNameOrder=ONERESONANCESENSORS+L110001229860&searchNameOrder=ONERESONANCESENSORS+L110001229860&searchTerm=ONE+RED+AMPERSAND+LLC))

· Evidence informing forecast-year allocation inputs; displayed values and growth are calculated: The official registry records One Resonance Sensors, LLC as inactive following administrative dissolution on September xx.xx 2019. This counterevidence constrains continuity assumptions but does not prove zero surviving product support. ([search.sunbiz.org](https://search.sunbiz.org/Inquiry/CorporationSearch/SearchResultDetail?aggregateId=flal-l11000122986-c57f60b3-690d-4c87-836a-9aeb045075e8&directionType=CurrentList&inquirytype=EntityName&listNameOrder=ONERESONANCESENSORS+L110001229860&searchNameOrder=ONERESONANCESENSORS+L110001229860&searchTerm=ONE+RED+AMPERSAND+LLC))

38. Explosive Detection - Teledyne FLIR Defense

· Evidence informing base-year allocation inputs; displayed values and growth are calculated: Lists offered Fido X-series products and service support, supporting commercial offering continuity only, not airport-specific eligibility or sales weights. ([flir.com](https://www.flir.com/threat-detection/explosives/))

· Evidence informing forecast-year allocation inputs; displayed values and growth are calculated: Lists offered Fido X-series products and service support, supporting commercial offering continuity only, not airport-specific eligibility or sales weights. ([flir.com](https://www.flir.com/threat-detection/explosives/))

39. Scintrex Trace E3500 Explosive Trace Detection Unit - SecurityPro USA

· Evidence informing base-year allocation inputs; displayed values and growth are calculated: The distributor offers E3500 chemiluminescence equipment and identifies customs/border applications. Supports a commercial category lead, not measured airport purchasing or the assumed price. ([securityprousa.com](https://www.securityprousa.com/collections/explosive-detection/products/scintrex-trace-e3500-explosive-trace-detection-unit))

· Evidence informing forecast-year allocation inputs; displayed values and growth are calculated: The distributor offers E3500 chemiluminescence equipment and identifies customs/border applications. Supports a commercial category lead, not measured airport purchasing or the assumed price. ([securityprousa.com](https://www.securityprousa.com/collections/explosive-detection/products/scintrex-trace-e3500-explosive-trace-detection-unit))

40. Portable Explosive Detector - Trace Detector EVD-3000+
    - Evidence informing base-year allocation inputs; displayed values and growth are calculated: The distributor offers EVD-xx.xx+ thermo-redox equipment. Supports offered-product classification, not airport authorization, purchasing volume or the modeled realization. ([securityprousa.com](https://www.securityprousa.com/products/scintrex-trace-evd-xx.xx-portable-trace-detection-unit))
    - Evidence informing forecast-year allocation inputs; displayed values and growth are calculated: The distributor offers EVD-xx.xx+ thermo-redox equipment. Supports offered-product classification, not airport authorization, purchasing volume or the modeled realization. ([securityprousa.com](https://www.securityprousa.com/products/scintrex-trace-evd-xx.xx-portable-trace-detection-unit))
41. CATSA's Purchase Order Terms and Conditions
    - Evidence informing base-year allocation inputs; displayed values and growth are calculated: Contract terms constrain maintenance, parts and consumables escalation, qualifying unrestricted aftermarket pricing assumptions in the projection lifecycle model. ([catsa-acsta.gc.ca](https://www.catsa-acsta.gc.ca/en/publications/catsa-s-purchase-order-terms-and-conditions))
    - Evidence informing forecast-year allocation inputs; displayed values and growth are calculated: Contract terms constrain maintenance, parts and consumables escalation, qualifying unrestricted aftermarket pricing assumptions in the projection lifecycle model. ([catsa-acsta.gc.ca](https://www.catsa-acsta.gc.ca/en/publications/catsa-s-purchase-order-terms-and-conditions))
    - Evidence informing base-year allocation inputs; displayed values and growth are calculated: Contractual price limits constrain the pricing premise, but do not verify CT-specific global support receipts.
    - Evidence informing forecast-year allocation inputs; displayed values and growth are calculated: Contractual price limits constrain the pricing premise, but do not verify CT-specific global support receipts.
    - Evidence informing base-year allocation inputs; displayed values and growth are calculated: Maintenance and consumable escalation limits qualify the trace-platform pricing assumption rather than establishing the modeled IMS share.
    - Evidence informing forecast-year allocation inputs; displayed values and growth are calculated: Maintenance and consumable escalation limits qualify the trace-platform pricing assumption rather than establishing the modeled IMS share.
    - Evidence informing base-year allocation inputs; displayed values and growth are calculated: The pre-existing-software clause grants broad license rights without transferring ownership; proprietary ownership alone therefore cannot establish the Closed revenue numerator. ([catsa-acsta.gc.ca](https://www.catsa-acsta.gc.ca/en/publications/catsa-s-purchase-order-terms-and-conditions))
    - Evidence informing forecast-year allocation inputs; displayed values and growth are calculated: The pre-existing-software clause grants broad license rights without transferring ownership; proprietary ownership alone therefore cannot establish the Closed revenue numerator. ([catsa-acsta.gc.ca](https://www.catsa-acsta.gc.ca/en/publications/catsa-s-purchase-order-terms-and-conditions))
    - Evidence informing base-year allocation inputs; displayed values and growth are calculated: Software modification rights are not themselves proof of standards-based interfaces or independent component substitution; supports conservative classification. ([catsa-acsta.gc.ca](https://www.catsa-acsta.gc.ca/en/publications/catsa-s-purchase-order-terms-and-conditions))
    - Evidence informing forecast-year allocation inputs; displayed values and growth are calculated: Software modification rights are not themselves proof of standards-based interfaces or independent component substitution; supports conservative classification. ([catsa-acsta.gc.ca](https://www.catsa-acsta.gc.ca/en/publications/catsa-s-purchase-order-terms-and-conditions))

42. Liquids Scanner for Airport Security - UC Davis
    - Evidence informing base-year allocation inputs; displayed values and growth are calculated: The February xx.xx 2011 account establishes a development contract and licensing relationship. Its development allocation is excluded from 2025 receipts and does not establish a surviving commercial cohort. ([ucdavis.edu](https://www.ucdavis.edu/news/liquids-scanner-airport-security))
    - Evidence informing forecast-year allocation inputs; displayed values and growth are calculated: The February xx.xx 2011 account establishes a development contract and licensing relationship. Its development allocation is excluded from 2025 receipts and does not establish a surviving commercial cohort. ([ucdavis.edu](https://www.ucdavis.edu/news/liquids-scanner-airport-security))
43. Open Architecture for Airport Security Systems, Second Edition
    - Evidence informing base-year allocation inputs; displayed values and growth are calculated: Distinguishes proprietary integration from interoperable connections, supporting the category boundary rather than an observed revenue share. ([aci-europe.org](https://aci-europe.org/downloads/resources/Open%20Architecture%20for%20Airport%20Security%20Systems%202nd%20Edition.pdf))
    - Evidence informing forecast-year allocation inputs; displayed values and growth are calculated: Distinguishes proprietary integration from interoperable connections, supporting the category boundary rather than an observed revenue share. ([aci-europe.org](https://aci-europe.org/downloads/resources/Open%20Architecture%20for%20Airport%20Security%20Systems%202nd%20Edition.pdf))
    - Evidence informing base-year allocation inputs; displayed values and growth are calculated: Integration does not guarantee interoperability; this constrains attribution of vendor-mediated configurations. ([aci-europe.org](https://aci-europe.org/downloads/resources/Open%20Architecture%20for%20Airport%20Security%20Systems%202nd%20Edition.pdf))
    - Evidence informing forecast-year allocation inputs; displayed values and growth are calculated: Integration does not guarantee interoperability; this constrains attribution of vendor-mediated configurations. ([aci-europe.org](https://aci-europe.org/downloads/resources/Open%20Architecture%20for%20Airport%20Security%20Systems%202nd%20Edition.pdf))
    - Evidence informing base-year allocation inputs; displayed values and growth are calculated: Allows identified partial compliance and discusses accountable integration responsibilities; supports scoped open attribution, not whole-purchase reclassification. ([aci-europe.org](https://aci-europe.org/downloads/resources/Open%20Architecture%20for%20Airport%20Security%20Systems%202nd%20Edition.pdf))
    - Evidence informing forecast-year allocation inputs; displayed values and growth are calculated: Allows identified partial compliance and discusses accountable integration responsibilities; supports scoped open attribution, not whole-purchase reclassification. ([aci-europe.org](https://aci-europe.org/downloads/resources/Open%20Architecture%20for%20Airport%20Security%20Systems%202nd%20Edition.pdf))

44. CATSA 2025 Annual Report - Overview of Activities

- Evidence informing base-year allocation inputs; displayed values and growth are calculated: Reports xx.xx CATSA Plus lines across xx.xx airports serving more than xx.xx% of passengers in 2024/xx.xx; provides an independent integration-activity check, not a direct value allocation. ([catsa-acsta.gc.ca](https://www.catsa-acsta.gc.ca/en/publications/2025-annual-report/overview-activities))
- Evidence informing forecast-year allocation inputs; displayed values and growth are calculated: Reports xx.xx CATSA Plus lines across xx.xx airports serving more than xx.xx% of passengers in 2024/xx.xx; provides an independent integration-activity check, not a direct value allocation. ([catsa-acsta.gc.ca](https://www.catsa-acsta.gc.ca/en/publications/2025-annual-report/overview-activities))
- Evidence informing base-year allocation inputs; displayed values and growth are calculated: The reported modernized passenger coverage constrains an assumption of universally standalone activity, while leaving commercial architecture and revenue attribution unresolved. ([catsa-acsta.gc.ca](https://www.catsa-acsta.gc.ca/en/publications/2025-annual-report/overview-activities))
- Evidence informing forecast-year allocation inputs; displayed values and growth are calculated: The reported modernized passenger coverage constrains an assumption of universally standalone activity, while leaving commercial architecture and revenue attribution unresolved. ([catsa-acsta.gc.ca](https://www.catsa-acsta.gc.ca/en/publications/2025-annual-report/overview-activities))
- Evidence informing forecast-year allocation inputs; displayed values and growth are calculated: The annual report identifies enhanced non-passenger requirements and implementation planned from spring 2025. This supports a conditional modernization premise, not the modeled global uptake factor.
- Evidence informing base-year allocation inputs; displayed values and growth are calculated: Reports xx.xx CATSA Plus lines and more than xx.xx% passenger coverage in 2024/xx.xx; provides a Canadian adoption comparator, not a global local-review revenue weight. ([catsa-acsta.gc.ca](https://www.catsa-acsta.gc.ca/en/publications/2025-annual-report/overview-activities))
- Evidence informing forecast-year allocation inputs; displayed values and growth are calculated: Reports xx.xx CATSA Plus lines and more than xx.xx% passenger coverage in 2024/xx.xx; provides a Canadian adoption comparator, not a global local-review revenue weight. ([catsa-acsta.gc.ca](https://www.catsa-acsta.gc.ca/en/publications/2025-annual-report/overview-activities))
- Evidence informing base-year allocation inputs; displayed values and growth are calculated: Identifies remote screening within CATSA Plus and quantifies deployment; constrains the commercial-adoption premise but does not establish each review room's location. ([catsa-acsta.gc.ca](https://www.catsa-acsta.gc.ca/en/publications/2025-annual-report/overview-activities))
- Evidence informing forecast-year allocation inputs; displayed values and growth are calculated: Identifies remote screening within CATSA Plus and quantifies deployment; constrains the commercial-adoption premise but does not establish each review room's location. ([catsa-acsta.gc.ca](https://www.catsa-acsta.gc.ca/en/publications/2025-annual-report/overview-activities))
- Evidence informing base-year allocation inputs; displayed values and growth are calculated: Deployment coverage constrains the addressable network-enabled pool; it does not disclose hybrid contracts or justify the modeled hybrid percentage. ([catsa-acsta.gc.ca](https://www.catsa-acsta.gc.ca/en/publications/2025-annual-report/overview-activities))
- Evidence informing forecast-year allocation inputs; displayed values and growth are calculated: Deployment coverage constrains the addressable network-enabled pool; it does not disclose hybrid contracts or justify the modeled hybrid percentage. ([catsa-acsta.gc.ca](https://www.catsa-acsta.gc.ca/en/publications/2025-annual-report/overview-activities))

45. CATSA - Beyond the Checkpoint, December 2025

- Evidence informing base-year allocation inputs; displayed values and growth are calculated: Reports xx.xx operational CT machines at eight airports and a modular-line average of xx.xx passengers per hour versus xx.xx for traditional multi-split lines; supports the bounded throughput-to-unit bridge and phased-deployment premise. ([catsa-acsta.gc.ca](https://www.catsa-acsta.gc.ca/en/about-us/beyond-checkpoint-2025-december))
- Evidence informing forecast-year allocation inputs; displayed values and growth are calculated: Reports xx.xx operational CT machines at eight airports and a modular-line average of xx.xx passengers per hour versus xx.xx for traditional multi-split lines; supports the bounded throughput-to-unit bridge and phased-deployment premise. ([catsa-acsta.gc.ca](https://www.catsa-acsta.gc.ca/en/about-us/beyond-checkpoint-2025-december))

46. Smiths Detection Delivers Fully Automated International Remote Baggage Screening System Between South Korea and the United States

- Evidence informing base-year allocation inputs; displayed values and growth are calculated: The January xx.xx 2026 disclosure identifies xx.xx software licenses and DICOS V3.xx.xx exchange, and dates operational service to August 2025. Supports commercial standards-based activity and forecast feasibility, not an observed global share or a confirmed 2025 license inventory. ([smithsdetection.com](https://www.smithsdetection.com/press-releases/smiths-detection-delivers-fully-automated-international-remote-baggage-screening-system-between-south-korea-and-the-united-states/))
- Evidence informing forecast-year allocation inputs; displayed values and growth are calculated: The January xx.xx 2026 disclosure identifies xx.xx software licenses and DICOS V3.xx.xx exchange, and dates operational service to August 2025. Supports commercial standards-based activity and forecast feasibility, not an observed global share or a confirmed 2025 license inventory. ([smithsdetection.com](https://www.smithsdetection.com/press-releases/smiths-detection-delivers-fully-automated-international-remote-baggage-screening-system-between-south-korea-and-the-united-states/))

47. SeeTrue Marks Milestone with Over 100 X-ray Checkpoint Installations of Advanced AI-Based Threat Detection Software

- Evidence informing base-year allocation inputs; displayed values and growth are calculated: The December xx.xx 2024 announcement reports the 100th operational screening lane across airports and other sectors. Provides a limited commercial-adoption scale check; it is neither airport-only nor a census of standards-based entitlements. ([seetrue.ai](https://www.seetrue.ai/seetrue-marks-milestone-with-over-xx.xx-x-ray-checkpoint-installations-of-advanced-ai-based-threat-detection-software/))
- Evidence informing forecast-year allocation inputs; displayed values and growth are calculated: The December xx.xx 2024 announcement reports the 100th operational screening lane across airports and other sectors. Provides a limited commercial-adoption scale check; it is neither airport-only nor a census of standards-based entitlements. ([seetrue.ai](https://www.seetrue.ai/seetrue-marks-milestone-with-over-xx.xx-x-ray-checkpoint-installations-of-advanced-ai-based-threat-detection-software/))

48. Scarabee's Checkpoint Property Screening System to be deployed at DEN

- Evidence informing base-year allocation inputs; displayed values and growth are calculated: Describes a xx.xx-lane Denver award combining Scarabee lanes with Smiths scanners. Corroborates a commercial mixed-supplier integration route; an award is not realized annual revenue or proof of unrestricted interoperability. ([daifukuatec.com](https://daifukuatec.com/news/scarabees-checkpoint-property-screening-system-to-be-deployed-at-den))
- Evidence informing forecast-year allocation inputs; displayed values and growth are calculated: Describes a xx.xx-lane Denver award combining Scarabee lanes with Smiths scanners. Corroborates a commercial mixed-supplier integration route; an award is not realized annual revenue or proof of unrestricted interoperability. ([daifukuatec.com](https://daifukuatec.com/news/scarabees-checkpoint-property-screening-system-to-be-deployed-at-den))

49. CATSA Annual Report 2024 - Management's Discussion and Analysis

- Evidence informing base-year allocation inputs; displayed values and growth are calculated: FY2023/xx.xx pre-board capital appropriations used of C$xx.xx provide the second period in the non-passenger-to-cabin purchasing comparison.
- Evidence informing base-year allocation inputs; displayed values and growth are calculated: FY2023/xx.xx non-passenger capital appropriations used of C$xx.xx enter the two-period activity proxy; they do not identify the property-only fraction.
- Evidence informing forecast-year allocation inputs; displayed values and growth are calculated: FY2023/xx.xx non-passenger capital appropriations used of C$xx.xx enter the two-period activity proxy; they do not identify the property-only fraction.

50. Smiths Detection confirm order of 91 advanced scanners for new terminals at Moscow Sheremetyevo International Airport
    - Evidence informing base-year allocation inputs; displayed values and growth are calculated: The dated airport deployment includes xx.xx entrance baggage systems and xx.xx cabin-checkpoint systems. Their ratio supplies a historical relative-density proxy, subsequently discounted for assumed global coverage.
    - Evidence informing forecast-year allocation inputs; displayed values and growth are calculated: The dated airport deployment includes xx.xx entrance baggage systems and xx.xx cabin-checkpoint systems. Their ratio supplies a historical relative-density proxy, subsequently discounted for assumed global coverage.
51. Cochin International Airport Selects Smiths Detection's CTX 9800 for Next-Generation Hold Baggage Screening
    - Evidence informing base-year allocation inputs; displayed values and growth are calculated: The May 2017 deployment identifies xx.xx customs baggage systems alongside four hold-baggage systems. This supports the customs-intensive historical configuration proxy, not current global fleet or revenue observations.
    - Evidence informing forecast-year allocation inputs; displayed values and growth are calculated: The May 2017 deployment identifies xx.xx customs baggage systems alongside four hold-baggage systems. This supports the customs-intensive historical configuration proxy, not current global fleet or revenue observations.
52. CATSA Functions, Programs and Activities
    - Evidence informing base-year allocation inputs; displayed values and growth are calculated: Hold-baggage activities include equipment purchase, baggage-handling integration and equipment maintenance, supporting the checked-baggage capital and lifecycle boundary.
    - Evidence informing forecast-year allocation inputs; displayed values and growth are calculated: Hold-baggage activities include equipment purchase, baggage-handling integration and equipment maintenance, supporting the checked-baggage capital and lifecycle boundary.
    - Evidence informing base-year allocation inputs; displayed values and growth are calculated: Non-passenger screening covers airport workers and their belongings; only attributable property-screening offerings enter this allocation.
    - Evidence informing forecast-year allocation inputs; displayed values and growth are calculated: Non-passenger screening covers airport workers and their belongings; only attributable property-screening offerings enter this allocation.
53. Fraport TAV Antalya Airport - About the security control itself
    - Evidence informing base-year allocation inputs; displayed values and growth are calculated: The airport operator distinguishes terminal-entry security from a subsequent checkpoint. This supports a separate entrance-screening mission while providing no global prevalence or spending share.
    - Evidence informing forecast-year allocation inputs; displayed values and growth are calculated: The airport operator distinguishes terminal-entry security from a subsequent checkpoint. This supports a separate entrance-screening mission while providing no global prevalence or spending share.
54. EMSD VoiceLink, Issue 79, June 2026 - EMSD Provides Comprehensive Support for Terminal 2 Commissioning
    - Evidence informing forecast-year allocation inputs; displayed values and growth are calculated: The June 2026 account identifies baggage-and-parcel equipment procurement and installation for the customs authority at Terminal xx.xx. It supports a separate commissioning mission but does not isolate baggage expenditure.
55. GAO-26-107811 - Guam: Considerations for Evaluating Alternative Customs Models and Potential Economic Effects
    - Evidence informing base-year allocation inputs; displayed values and growth are calculated: The audit identifies two historical airport-customs baggage systems inactive for years and delayed replacement procurement. This challenges conversion of installed stock or acknowledged need directly into annual equipment and support revenue.
    - Evidence informing forecast-year allocation inputs; displayed values and growth are calculated: The audit identifies two historical airport-customs baggage systems inactive for years and delayed replacement procurement. This challenges conversion of installed stock or acknowledged need directly into annual equipment and support revenue.

56. Bennet, Moran, Van Hollen, Boozman Introduce Bill to Bolster Aviation Safety
    - Evidence informing base-year allocation inputs; displayed values and growth are calculated: The July xx.xx 2025 official release identifies xx.xx U.S. screening lanes, used as agency purchasing-exposure calibration rather than observed annual equipment sales.
    - Evidence informing forecast-year allocation inputs; displayed values and growth are calculated: The July xx.xx 2025 official release identifies xx.xx U.S. screening lanes, used as agency purchasing-exposure calibration rather than observed annual equipment sales.
57. Bank of Canada - Annual exchange rates
    - Evidence informing base-year allocation inputs; displayed values and growth are calculated: Annual exchange-rate observations support the inherited fiscal-period approximation of xx.xx Canadian dollars per U.S. dollar; this is not a transaction-weighted exchange rate.
    - Evidence informing forecast-year allocation inputs; displayed values and growth are calculated: Annual exchange-rate observations support the inherited fiscal-period approximation of xx.xx Canadian dollars per U.S. dollar; this is not a transaction-weighted exchange rate.
58. Japan’s leading airline revolutionizes check in experience with new Smiths Detection technology
    - Evidence informing base-year allocation inputs; displayed values and growth are calculated: The August 2023 announcement identifies JAL as customer for five screening ecosystems and reports xx.xx deployed iLane units across Japan. These are historical commercial-stock anchors, not an airline-only fleet or 2025 sales observation.
    - Evidence informing forecast-year allocation inputs; displayed values and growth are calculated: The August 2023 announcement identifies JAL as customer for five screening ecosystems and reports xx.xx deployed iLane units across Japan. These are historical commercial-stock anchors, not an airline-only fleet or 2025 sales observation.
59. Narita International Airport anticipates threats with integrated solutions
    - Evidence informing base-year allocation inputs; displayed values and growth are calculated: Identifies Narita airport as a screening-technology customer and describes xx.xx lane-related installations, qualifying any assumption that the supplier's Japanese installed stock was purchased entirely by airlines.
    - Evidence informing forecast-year allocation inputs; displayed values and growth are calculated: Identifies Narita airport as a screening-technology customer and describes xx.xx lane-related installations, qualifying any assumption that the supplier's Japanese installed stock was purchased entirely by airlines.
60. MLIT - 保安検査の実施主体が変わります！ - June 27, 2025
    - Evidence informing forecast-year allocation inputs; displayed values and growth are calculated: The June xx.xx 2025 announcement targets transfer of security-screening responsibility from airlines to airport managers, with leading cases targeted in FY2026. Supports a conditional reduction in airline purchasing, not an observed contract-transfer percentage.
    - Evidence informing forecast-year allocation inputs; displayed values and growth are calculated: The transfer direction supports modeled airport-manager purchasing gains. Continued shared financing does not imply equal purchasing shares.
61. ICTS International N.V. - Annual Report for the year ended December 31, 2025
    - Evidence informing base-year allocation inputs; displayed values and growth are calculated: Discloses USD xx.xx company-wide property/equipment purchases and USD xx.xx airport-security revenue in 2025. Supports an asset-light purchasing-intensity proxy; the in-scope fraction and global expansion remain assumptions.
    - Evidence informing forecast-year allocation inputs; displayed values and growth are calculated: Discloses USD xx.xx company-wide property/equipment purchases and USD xx.xx airport-security revenue in 2025. Supports an asset-light purchasing-intensity proxy; the in-scope fraction and global expansion remain assumptions.

62. EU Publications Office - Purchase and maintenance of non-intrusive X-ray inspection equipment for baggage and air cargo volume control
    - Evidence informing base-year allocation inputs; displayed values and growth are calculated: Identifies Autoridade Tributária e Aduaneira as buyer and reports a 2026 award of EUR xx.xx across four lots for baggage/air-cargo inspection equipment and maintenance. Provides a buyer-role and commercial-scale comparator, not 2025 baggage-only annual expenditure.
    - Evidence informing forecast-year allocation inputs; displayed values and growth are calculated: Identifies Autoridade Tributária e Aduaneira as buyer and reports a 2026 award of EUR xx.xx across four lots for baggage/air-cargo inspection equipment and maintenance. Provides a buyer-role and commercial-scale comparator, not 2025 baggage-only annual expenditure.
63. ACI World - Busiest Airports in the World
    - Evidence informing base-year allocation inputs; displayed values and growth are calculated: Reports approximately xx.xx international airport passenger movements in 2025. Half provides an approximate arrival-movement scale check before transfer exclusions, not a customs examination or equipment-purchasing weight.
    - Evidence informing forecast-year allocation inputs; displayed values and growth are calculated: Reports approximately xx.xx international airport passenger movements in 2025. Half provides an approximate arrival-movement scale check before transfer exclusions, not a customs examination or equipment-purchasing weight.
64. Heathrow announces £2.3bn accelerated investment plan to upgrade the UK's international gateway to growth
    - Evidence informing base-year allocation inputs; displayed values and growth are calculated: Reports GBP xx.xx invested in security-lane upgrades during 2024, supporting material airport-directed purchasing. Broader infrastructure obligations and historical timing prevent treating the amount as 2025 in-scope market receipts.
    - Evidence informing forecast-year allocation inputs; displayed values and growth are calculated: Reports GBP xx.xx invested in security-lane upgrades during 2024, supporting material airport-directed purchasing. Broader infrastructure obligations and historical timing prevent treating the amount as 2025 in-scope market receipts.
65. Fraport Assumes Responsibility for Aviation Security Checks at Frankfurt Airport
    - Evidence informing base-year allocation inputs; displayed values and growth are calculated: Documents Fraport's checkpoint-management responsibility from January 2023, six initial CT-equipped lanes and three contracted screening providers. Supports distinguishing an airport commissioning role from regulator oversight and contracted screening labor.
    - Evidence informing forecast-year allocation inputs; displayed values and growth are calculated: Documents Fraport's checkpoint-management responsibility from January 2023, six initial CT-equipped lanes and three contracted screening providers. Supports distinguishing an airport commissioning role from regulator oversight and contracted screening labor.
66. Advanced Cabin Baggage Screening - Computed Tomography Implementation Guide
    - Evidence informing base-year allocation inputs; displayed values and growth are calculated: Distinguishes standalone CT, including equipment-local conveyance, from integrated screening-lane configurations; supports attribution boundaries, not a revenue weight.
    - Evidence informing forecast-year allocation inputs; displayed values and growth are calculated: Distinguishes standalone CT, including equipment-local conveyance, from integrated screening-lane configurations; supports attribution boundaries, not a revenue weight.
    - Evidence informing base-year allocation inputs; displayed values and growth are calculated: Identifies automated tray-return and automated screening-lane integration as commercially distinct configurations; supports the lane-integrated category definition.
    - Evidence informing forecast-year allocation inputs; displayed values and growth are calculated: Identifies automated tray-return and automated screening-lane integration as commercially distinct configurations; supports the lane-integrated category definition.

67. GAO-12-266 - Checked Baggage Screening: TSA Has Deployed Optimal Systems at the Majority of TSA-Regulated Airports, but Could Strengthen Cost Estimates

- Evidence informing base-year allocation inputs; displayed values and growth are calculated: The December 2011 table reports xx.xx standalone EDS alongside xx.xx in-line EDS; this historical machine-count comparator constrains, but does not determine, the current global allocation.
- Evidence informing forecast-year allocation inputs; displayed values and growth are calculated: The December 2011 table reports xx.xx standalone EDS alongside xx.xx in-line EDS; this historical machine-count comparator constrains, but does not determine, the current global allocation.
- Evidence informing base-year allocation inputs; displayed values and growth are calculated: Reports xx.xx in-line EDS across xx.xx in-line systems and distinguishes equipment counts from integrated-system counts; supports the historical configuration bridge.
- Evidence informing forecast-year allocation inputs; displayed values and growth are calculated: Reports xx.xx in-line EDS across xx.xx in-line systems and distinguishes equipment counts from integrated-system counts; supports the historical configuration bridge.

68. Smiths Detection selected as security technology provider to International Airport Heraklion Crete

- Evidence informing base-year allocation inputs; displayed values and growth are calculated: The September xx.xx 2025 announcement identifies eight cabin CT scanners and eight automated tray-return systems for Heraklion, with installation planned across late 2025 and mid-2026; supports ongoing integrated procurement, not realized annual revenue.
- Evidence informing forecast-year allocation inputs; displayed values and growth are calculated: The September xx.xx 2025 announcement identifies eight cabin CT scanners and eight automated tray-return systems for Heraklion, with installation planned across late 2025 and mid-2026; supports ongoing integrated procurement, not realized annual revenue.

69. Centralised Image Processing: The Impact on Security Checkpoints

- Evidence informing base-year allocation inputs; displayed values and growth are calculated: Distinguishes checkpoint-local image review from separate-room arrangements; supports retaining networked local activity rather than automatically assigning it to remote review. ([casra.ch](https://casra.ch/wp-content/uploads/2021/xx.xx/Kuhn-2017.-Centralised-image-processing.pdf))
- Evidence informing forecast-year allocation inputs; displayed values and growth are calculated: Distinguishes checkpoint-local image review from separate-room arrangements; supports retaining networked local activity rather than automatically assigning it to remote review. ([casra.ch](https://casra.ch/wp-content/uploads/2021/xx.xx/Kuhn-2017.-Centralised-image-processing.pdf))
- Evidence informing base-year allocation inputs; displayed values and growth are calculated: Describes separate screening rooms and established remote hold-baggage review at larger airports; supports the cohort-maturity premise, not a numerical global share. ([casra.ch](https://casra.ch/wp-content/uploads/2021/xx.xx/Kuhn-2017.-Centralised-image-processing.pdf))
- Evidence informing forecast-year allocation inputs; displayed values and growth are calculated: Describes separate screening rooms and established remote hold-baggage review at larger airports; supports the cohort-maturity premise, not a numerical global share. ([casra.ch](https://casra.ch/wp-content/uploads/2021/xx.xx/Kuhn-2017.-Centralised-image-processing.pdf))
- Evidence informing base-year allocation inputs; displayed values and growth are calculated: Describes combined checkpoint and remote-room arrangements, establishing a mixed-location commercial configuration without measuring its prevalence or price. ([casra.ch](https://casra.ch/wp-content/uploads/2021/xx.xx/Kuhn-2017.-Centralised-image-processing.pdf))
- Evidence informing forecast-year allocation inputs; displayed values and growth are calculated: Describes combined checkpoint and remote-room arrangements, establishing a mixed-location commercial configuration without measuring its prevalence or price. ([casra.ch](https://casra.ch/wp-content/uploads/2021/xx.xx/Kuhn-2017.-Centralised-image-processing.pdf))

70. Annual Report 2024 - CATSA's Operating Environment

- Evidence informing base-year allocation inputs; displayed values and growth are calculated: Reports xx.xx CATSA Plus lines and more than xx.xx% passenger coverage in 2023/xx.xx providing the historical comparison rather than a global location allocation. ([catsa-acsta.gc.ca](https://www.catsa-acsta.gc.ca/en/publications/catsa-s-operating-environment))
- Evidence informing forecast-year allocation inputs; displayed values and growth are calculated: Reports xx.xx CATSA Plus lines and more than xx.xx% passenger coverage in 2023/xx.xx providing the historical comparison rather than a global location allocation. ([catsa-acsta.gc.ca](https://www.catsa-acsta.gc.ca/en/publications/catsa-s-operating-environment))
- Evidence informing base-year allocation inputs; displayed values and growth are calculated: Together with the subsequent annual report, supports a seven-line deployment increase without a corresponding increase in reported passenger coverage. ([catsa-acsta.gc.ca](https://www.catsa-acsta.gc.ca/en/publications/catsa-s-operating-environment))
- Evidence informing forecast-year allocation inputs; displayed values and growth are calculated: Together with the subsequent annual report, supports a seven-line deployment increase without a corresponding increase in reported passenger coverage. ([catsa-acsta.gc.ca](https://www.catsa-acsta.gc.ca/en/publications/catsa-s-operating-environment))
- Evidence informing base-year allocation inputs; displayed values and growth are calculated: Provides a historical network-enabled deployment anchor, while leaving the physical mixed-location contract share unmeasured. ([catsa-acsta.gc.ca](https://www.catsa-acsta.gc.ca/en/publications/catsa-s-operating-environment))
- Evidence informing forecast-year allocation inputs; displayed values and growth are calculated: Provides a historical network-enabled deployment anchor, while leaving the physical mixed-location contract share unmeasured. ([catsa-acsta.gc.ca](https://www.catsa-acsta.gc.ca/en/publications/catsa-s-operating-environment))

71. L22020-T-TG Upgrades to the Passenger Search Area, body scanners, EDS C3 cabin baggage screening - Contract Award Notice

- Evidence informing base-year allocation inputs; displayed values and growth are calculated: The January xx.xx 2023 Luton award expressly includes construction of a remote screening room at the airport terminal, supporting separate-room commercial procurement. Its broader scope is not treated as baggage-only annual revenue. ([find-tender.service.gov.uk](https://www.find-tender.service.gov.uk/Notice/xx.xx-2023))
- Evidence informing forecast-year allocation inputs; displayed values and growth are calculated: The January xx.xx 2023 Luton award expressly includes construction of a remote screening room at the airport terminal, supporting separate-room commercial procurement. Its broader scope is not treated as baggage-only annual revenue. ([find-tender.service.gov.uk](https://www.find-tender.service.gov.uk/Notice/xx.xx-2023))

72. Greater Orlando Aviation Authority - Minutes of the February 19, 2025 Meeting

- Evidence informing base-year allocation inputs; displayed values and growth are calculated: Authorizes up to USD xx.xx for baggage-system and Remote Screening Facility network/server separation. Half this ceiling is an explicitly assumed deployment-cost comparator, not observed off-site receipts. ([assets.ctfassets.net](https://assets.ctfassets.net/qiecpoxp4bka/6BCjKImOwJmeZxqtGVdpYR/1e2d759a2c44b5b6d71193cb9927ec75/2025-xx.xx-19_Board_Minutes.pdf))
- Evidence informing forecast-year allocation inputs; displayed values and growth are calculated: Authorizes up to USD xx.xx for baggage-system and Remote Screening Facility network/server separation. Half this ceiling is an explicitly assumed deployment-cost comparator, not observed off-site receipts. ([assets.ctfassets.net](https://assets.ctfassets.net/qiecpoxp4bka/6BCjKImOwJmeZxqtGVdpYR/1e2d759a2c44b5b6d71193cb9927ec75/2025-xx.xx-19_Board_Minutes.pdf))
- Evidence informing base-year allocation inputs; displayed values and growth are calculated: Provides the commercial networking-cost anchor for the modeled transfer from existing on-site pools, avoiding additional market value or duplicate host-equipment attribution. ([assets.ctfassets.net](https://assets.ctfassets.net/qiecpoxp4bka/6BCjKImOwJmeZxqtGVdpYR/1e2d759a2c44b5b6d71193cb9927ec75/2025-xx.xx-19_Board_Minutes.pdf))
- Evidence informing forecast-year allocation inputs; displayed values and growth are calculated: Provides the commercial networking-cost anchor for the modeled transfer from existing on-site pools, avoiding additional market value or duplicate host-equipment attribution. ([assets.ctfassets.net](https://assets.ctfassets.net/qiecpoxp4bka/6BCjKImOwJmeZxqtGVdpYR/1e2d759a2c44b5b6d71193cb9927ec75/2025-xx.xx-19_Board_Minutes.pdf))

73. American and U.S. Customs and Border Protection pilot innovative baggage screening initiative

- Evidence informing base-year allocation inputs; displayed values and growth are calculated: American's April xx.xx 2025 announcement identifies a daily Sydney-Los Angeles IRBS pilot and unchanged screening requirements. It anchors one sampled connection and an assumed partial-year licensing period, not disclosed revenue. ([s202.q4cdn.com](https://s202.q4cdn.com/xx.xx/files/doc_news/American-and-US-Customs-and-Border-Protection-pilot-innovative-baggage-screening-initiative-OPS-OTH-xx.xx-2025.pdf))
- Evidence informing forecast-year allocation inputs; displayed values and growth are calculated: American's April xx.xx 2025 announcement identifies a daily Sydney-Los Angeles IRBS pilot and unchanged screening requirements. It anchors one sampled connection and an assumed partial-year licensing period, not disclosed revenue. ([s202.q4cdn.com](https://s202.q4cdn.com/xx.xx/files/doc_news/American-and-US-Customs-and-Border-Protection-pilot-innovative-baggage-screening-initiative-OPS-OTH-xx.xx-2025.pdf))

74. 델타항공-대한항공, 인천발 애틀랜타 노선 대상 위탁수하물 원격 검색 방식 신규 도입

- Evidence informing base-year allocation inputs; displayed values and growth are calculated: The August xx.xx 2025 announcement identifies the Incheon-Atlanta IRBS arrangement, anchoring a second sampled connection and a partial-year commercial-activity assumption without establishing contract value. ([news.delta.com](https://news.delta.com/delta-and-koreanair-launch-remote-baggage-screening-on-icn-atl-KR))
- Evidence informing forecast-year allocation inputs; displayed values and growth are calculated: The August xx.xx 2025 announcement identifies the Incheon-Atlanta IRBS arrangement, anchoring a second sampled connection and a partial-year commercial-activity assumption without establishing contract value. ([news.delta.com](https://news.delta.com/delta-and-koreanair-launch-remote-baggage-screening-on-icn-atl-KR))

75. United Launches CBP's International Remote Baggage Screening on Select International Flights

· Evidence informing base-year allocation inputs; displayed values and growth are calculated: United's September xx.xx 2025 announcement identifies daily Sydney-San Francisco service and named technology partners, anchoring a third sampled connection. It reports no attributable software or integration receipts. ([united.mediaroom.com](https://united.mediaroom.com/2025-xx.xx-xx.xx-United-Launches-CBPs-International-Remote-Baggage-Screening-on-Select-International-Flights))

· Evidence informing forecast-year allocation inputs; displayed values and growth are calculated: United's September xx.xx 2025 announcement identifies daily Sydney-San Francisco service and named technology partners, anchoring a third sampled connection. It reports no attributable software or integration receipts. ([united.mediaroom.com](https://united.mediaroom.com/2025-xx.xx-xx.xx-United-Launches-CBPs-International-Remote-Baggage-Screening-on-Select-International-Flights))

76. Airline Passengers Face Fewer Bag Checkpoints, Thanks to PNNL, Partners

· Evidence informing forecast-year allocation inputs; displayed values and growth are calculated: The August xx.xx 2026 laboratory release describes implementation on additional routes, including Seoul arrivals at Minneapolis-St. Paul and Detroit. This supports expansion direction, not the forecast connection count, realization or global share. ([pnnl.gov](https://www.pnnl.gov/news-media/airline-passengers-face-fewer-bag-checkpoints-thanks-pnnl-partners))

77. TSA awards $781.2 million to procure additional CT X-Ray scanners for airport checkpoints

· Evidence informing base-year allocation inputs; displayed values and growth are calculated: The March xx.xx 2022 announcement identifies up to USD xx.xx for procurement and maintenance of up to xx.xx systems from an OEM. This is a historical procurement-scale anchor, not annual 2025 direct-channel revenue. ([content.govdelivery.com](https://content.govdelivery.com/accounts/USDHSTSA/bulletins/30f6e5f))

· Evidence informing base-year allocation inputs; displayed values and growth are calculated: The award includes full-size automated lanes, cautioning against assigning all automation value to non-OEM integration primes; exact contractual-role attribution is not disclosed. ([content.govdelivery.com](https://content.govdelivery.com/accounts/USDHSTSA/bulletins/30f6e5f))

78. OSI Systems, Inc. - Form 10-K for the fiscal year ended June 30, 2026

· Evidence informing base-year allocation inputs; displayed values and growth are calculated: The filing describes regional direct security-product sales and direct maintenance relationships. Its broader security scope supports route coexistence, not baggage-only sales weights. ([sec.gov](https://www.sec.gov/Archives/edgar/data/xx.xx/xx.xx/osis-20260630x10k.htm))

· Evidence informing forecast-year allocation inputs; displayed values and growth are calculated: The filing describes regional direct security-product sales and direct maintenance relationships. Its broader security scope supports route coexistence, not baggage-only sales weights. ([sec.gov](https://www.sec.gov/Archives/edgar/data/xx.xx/xx.xx/osis-20260630x10k.htm))

· Evidence informing base-year allocation inputs; displayed values and growth are calculated: The company identifies a global independent-distributor network, supporting a continuing indirect route without quantifying its value share. ([sec.gov](https://www.sec.gov/Archives/edgar/data/xx.xx/xx.xx/osis-20260630x10k.htm))

· Evidence informing forecast-year allocation inputs; displayed values and growth are calculated: The company identifies a global independent-distributor network, supporting a continuing indirect route without quantifying its value share. ([sec.gov](https://www.sec.gov/Archives/edgar/data/xx.xx/xx.xx/osis-20260630x10k.htm))

· Evidence informing base-year allocation inputs; displayed values and growth are calculated: Authorized service providers are identified separately from distributors, supporting distinct technical-service attribution and access limitations. ([sec.gov](https://www.sec.gov/Archives/edgar/data/xx.xx/xx.xx/osis-20260630x10k.htm))

· Evidence informing forecast-year allocation inputs; displayed values and growth are calculated: Authorized service providers are identified separately from distributors, supporting distinct technical-service attribution and access limitations. ([sec.gov](https://www.sec.gov/Archives/edgar/data/xx.xx/xx.xx/osis-20260630x10k.htm))

79. SriLankan Airlines - Invitation for Supply, Installation, Commissioning and Maintenance of Dual View Heavy and Medium X-Ray Machines, Reference 202130407

· Evidence informing base-year allocation inputs; displayed values and growth are calculated: The 2021 purchaser invitation permits an OEM or authorized OEM agent and requires authorization for the latter. It establishes equipment-channel eligibility, not an award or software-resale right. ([srilankan.com](https://www.srilankan.com/download/tender/TN-Invitationforsubmiss-xx.xx.pdf))

80. JFK Millennium Partners Selects K2 to Deliver State-of-the-Art Security Screening Checkpoint at new JFK Terminal 6

· Evidence informing base-year allocation inputs; displayed values and growth are calculated: The March xx.xx 2025 appointment assigns procurement and deployment coordination across multiple technology suppliers at a future ten-gate terminal. It supports integration-prime participation and a forecast mechanism, not a disclosed share or completed 2025 revenue. ([portauthoritybuilds.com](https://www.portauthoritybuilds.com/redevelopment/us/en/jfk/planned-projects/terminal-xx.xx/news/jfk-millennium-partners-selects-k2-to-deliver-state-of-the-art-s.html))

· Evidence informing forecast-year allocation inputs; displayed values and growth are calculated: The March xx.xx 2025 appointment assigns procurement and deployment coordination across multiple technology suppliers at a future ten-gate terminal. It supports integration-prime participation and a forecast mechanism, not a disclosed share or completed 2025 revenue. ([portauthoritybuilds.com](https://www.portauthoritybuilds.com/redevelopment/us/en/jfk/planned-projects/terminal-xx.xx/news/jfk-millennium-partners-selects-k2-to-deliver-state-of-the-art-s.html))

· Evidence informing base-year allocation inputs; displayed values and growth are calculated: The March xx.xx 2025 appointment covers baggage CT and automated bin-return equipment for a future xx.xx-gate terminal, with phased opening planned for 2026-2028. It establishes new-installation activity, not attributable 2025 receipts; wider airport investment and person-only technologies are excluded.

· Evidence informing forecast-year allocation inputs; displayed values and growth are calculated: The March xx.xx 2025 appointment covers baggage CT and automated bin-return equipment for a future xx.xx-gate terminal, with phased opening planned for 2026-2028. It establishes new-installation activity, not attributable 2025 receipts; wider airport investment and person-only technologies are excluded.

81. CATSA Corporate Plan 2024-25 to 2028-29 Summary - Key Corporate Risks

· Evidence informing base-year allocation inputs; displayed values and growth are calculated: The authority reports transferring maintenance of most screening equipment to KPrime in 2023/xx.xx. This establishes a separately contracted maintenance relationship, without a baggage-only payment split. ([catsa-acsta.gc.ca](https://www.catsa-acsta.gc.ca/en/publications/key-corporate-risks))

82. Leidos wins TSA logistics contract

· Evidence informing base-year allocation inputs; displayed values and growth are calculated: The January xx.xx 2025 announcement describes an eight-year, USD xx.xx maximum sustainment contract covering xx.xx equipment units at over xx.xx locations with manufacturer coordination. Annualization and baggage/third-party attribution in the model are explicit assumptions. ([leidos.com](https://www.leidos.com/insights/leidos-wins-tsa-logistics-contract))

· Evidence informing forecast-year allocation inputs; displayed values and growth are calculated: The January xx.xx 2025 announcement describes an eight-year, USD xx.xx maximum sustainment contract covering xx.xx equipment units at over xx.xx locations with manufacturer coordination. Annualization and baggage/third-party attribution in the model are explicit assumptions. ([leidos.com](https://www.leidos.com/insights/leidos-wins-tsa-logistics-contract))

83. Checkpoint Transformation: Malta International Airport Streamlines Passenger Flow with Smiths Detection
    - Evidence informing base-year allocation inputs; displayed values and growth are calculated: Seven conventional automated lanes were replaced by six CT-equipped lanes, with final commissioning in January 2025. This is a counterexample to equating capacity improvement with net additional equipment.
    - Evidence informing forecast-year allocation inputs; displayed values and growth are calculated: Seven conventional automated lanes were replaced by six CT-equipped lanes, with final commissioning in January 2025. This is a counterexample to equating capacity improvement with net additional equipment.
    - Evidence informing base-year allocation inputs; displayed values and growth are calculated: The complete checkpoint replacement illustrates why an offering described commercially as an upgrade can belong to System Replacement. The seven-year service commitment is not counted wholly as installation-year revenue.
    - Evidence informing forecast-year allocation inputs; displayed values and growth are calculated: The complete checkpoint replacement illustrates why an offering described commercially as an upgrade can belong to System Replacement. The seven-year service commitment is not counted wholly as installation-year revenue.
84. iCMORE - Smiths Detection
    - Evidence informing forecast-year allocation inputs; displayed values and growth are calculated: The current commercial offering describes a software-upgrade path while qualifying additional hardware requirements by machine type and age. This constrains forecast eligibility assumptions; product availability does not measure adoption or revenue.

17.4. BRICS

Table 367. BRICS Airport Baggage Screening Systems Market, by Country growth contribution, 2025-2032

Category	2025 value (USD Million)	2032 value (USD Million)	Added value (USD Million)	2025 share (%)	2032 share (%)	Change (pp)	Growth share (%)	CAGR (%)
Brazil	xx.xx	xx.xx	xx.xx	xx.xx	xx.xx	xx.xx	xx.xx	xx.xx
China	xx.xx	xx.xx	xx.xx	xx.xx	xx.xx	xx.xx	xx.xx	xx.xx
India	xx.xx	xx.xx	xx.xx	xx.xx	xx.xx	xx.xx	xx.xx	xx.xx
Russia	xx.xx	xx.xx	xx.xx	xx.xx	xx.xx	xx.xx	xx.xx	xx.xx
South Africa	xx.xx	xx.xx	xx.xx	xx.xx	xx.xx	xx.xx	xx.xx	xx.xx
Scope total	**xx.xx**	**xx.xx**	**xx.xx**	**xx.xx**	**xx.xx**	**xx.xx**	**xx.xx**	**xx.xx**

Table 368. BRICS Airport Baggage Screening Systems Market Size, by Group, 2017-2040 (USD Million)

Group	2017	2024	2025	2026	2027	2032	2040	CAGR (%)
Brazil	xx.xx	xx.xx	xx.xx	xx.xx	xx.xx	xx.xx	xx.xx	xx.xx
China	xx.xx	xx.xx	xx.xx	xx.xx	xx.xx	xx.xx	xx.xx	xx.xx
India	xx.xx	xx.xx	xx.xx	xx.xx	xx.xx	xx.xx	xx.xx	xx.xx
Russia	xx.xx	xx.xx	xx.xx	xx.xx	xx.xx	xx.xx	xx.xx	xx.xx
South Africa	xx.xx	xx.xx	xx.xx	xx.xx	xx.xx	xx.xx	xx.xx	xx.xx

Table 369. BRICS Airport Baggage Screening Systems Market Size, by Offering, 2017-2040 (USD Million)

Offering	2017	2024	2025	2026	2027	2032	2040	CAGR (%)
Detection Equipment	xx.xx	xx.xx	xx.xx	xx.xx	xx.xx	xx.xx	xx.xx	xx.xx
Replacement Parts and Consumables	xx.xx	xx.xx	xx.xx	xx.xx	xx.xx	xx.xx	xx.xx	xx.xx
Screening Automation Equipment	xx.xx	xx.xx	xx.xx	xx.xx	xx.xx	xx.xx	xx.xx	xx.xx
Screening Software	xx.xx	xx.xx	xx.xx	xx.xx	xx.xx	xx.xx	xx.xx	xx.xx
System Services	xx.xx	xx.xx	xx.xx	xx.xx	xx.xx	xx.xx	xx.xx	xx.xx
Total	**xx.xx**	**xx.xx**	**xx.xx**	**xx.xx**	**xx.xx**	**xx.xx**	**xx.xx**	**xx.xx**

Table 370. BRICS Airport Baggage Screening Systems Market Size, by Detection Equipment, 2017-2040 (USD Million)

Detection Equipment	2017	2024	2025	2026	2027	2032	2040	CAGR (%)
Baggage Inspection Systems	xx.xx	xx.xx	xx.xx	xx.xx	xx.xx	xx.xx	xx.xx	xx.xx
Explosive Trace Detectors	xx.xx	xx.xx	xx.xx	xx.xx	xx.xx	xx.xx	xx.xx	xx.xx
Liquid and Bulk Material Analyzers	xx.xx	xx.xx	xx.xx	xx.xx	xx.xx	xx.xx	xx.xx	xx.xx
Total	**xx.xx**	**xx.xx**	**xx.xx**	**xx.xx**	**xx.xx**	**xx.xx**	**xx.xx**	**xx.xx**

Table 371. BRICS Airport Baggage Screening Systems Market Size, by System Services, 2017-2040 (USD Million)

System Services	2017	2024	2025	2026	2027	2032	2040	CAGR (%)
Equipment Training Services	xx.xx	xx.xx	xx.xx	xx.xx	xx.xx	xx.xx	xx.xx	xx.xx
Installation, Integration, and Commissioning Services	xx.xx	xx.xx	xx.xx	xx.xx	xx.xx	xx.xx	xx.xx	xx.xx
Maintenance, Repair, and Technical Support	xx.xx	xx.xx	xx.xx	xx.xx	xx.xx	xx.xx	xx.xx	xx.xx
Planning and Engineering Services	xx.xx	xx.xx	xx.xx	xx.xx	xx.xx	xx.xx	xx.xx	xx.xx
Total	**xx.xx**	**xx.xx**	**xx.xx**	**xx.xx**	**xx.xx**	**xx.xx**	**xx.xx**	**xx.xx**

Table 372. BRICS Airport Baggage Screening Systems Market Size, by Replacement Parts and Consumables, 2017-2040 (USD Million)

Replacement Parts and Consumables	2017	2024	2025	2026	2027	2032	2040	CAGR (%)
Detection Consumables	xx.xx	xx.xx	xx.xx	xx.xx	xx.xx	xx.xx	xx.xx	xx.xx
Replacement Parts and Upgrade Kits	xx.xx	xx.xx	xx.xx	xx.xx	xx.xx	xx.xx	xx.xx	xx.xx
Total	**xx.xx**	**xx.xx**	**xx.xx**	**xx.xx**	**xx.xx**	**xx.xx**	**xx.xx**	**xx.xx**

Table 373. BRICS Airport Baggage Screening Systems Market Size, by Screening Automation Equipment, 2017-2040 (USD Million)

Screening Automation Equipment	2017	2024	2025	2026	2027	2032	2040	CAGR (%)
Screening Conveyors and Sortation Equipment	xx.xx	xx.xx	xx.xx	xx.xx	xx.xx	xx.xx	xx.xx	xx.xx
Screening Lanes and Tray-Return Systems	xx.xx	xx.xx	xx.xx	xx.xx	xx.xx	xx.xx	xx.xx	xx.xx
Total	**xx.xx**	**xx.xx**	**xx.xx**	**xx.xx**	**xx.xx**	**xx.xx**	**xx.xx**	**xx.xx**

Table 374. BRICS Airport Baggage Screening Systems Market Size, by Screening Software, 2017-2040 (USD Million)

Screening Software	2017	2024	2025	2026	2027	2032	2040	CAGR (%)
Automated Threat Detection Software	xx.xx	xx.xx	xx.xx	xx.xx	xx.xx	xx.xx	xx.xx	xx.xx
Image Review and Management Software	xx.xx	xx.xx	xx.xx	xx.xx	xx.xx	xx.xx	xx.xx	xx.xx
Screener Training and Quality Assurance Software	xx.xx	xx.xx	xx.xx	xx.xx	xx.xx	xx.xx	xx.xx	xx.xx
Screening Connectivity and Fleet Management Software	xx.xx	xx.xx	xx.xx	xx.xx	xx.xx	xx.xx	xx.xx	xx.xx
Total	**xx.xx**	**xx.xx**	**xx.xx**	**xx.xx**	**xx.xx**	**xx.xx**	**xx.xx**	**xx.xx**

Table 375. BRICS Airport Baggage Screening Systems Market Size, by Detection Platform, 2017-2040 (USD Million)

Detection Platform	2017	2024	2025	2026	2027	2032	2040	CAGR (%)
Chemiluminescence Detection	xx.xx	xx.xx	xx.xx	xx.xx	xx.xx	xx.xx	xx.xx	xx.xx
Dielectric and Microwave Analysis	xx.xx	xx.xx	xx.xx	xx.xx	xx.xx	xx.xx	xx.xx	xx.xx
Fluorescence Detection	xx.xx	xx.xx	xx.xx	xx.xx	xx.xx	xx.xx	xx.xx	xx.xx
Integrated Multimodal Detection	xx.xx	xx.xx	xx.xx	xx.xx	xx.xx	xx.xx	xx.xx	xx.xx
Ion Mobility Spectrometry	xx.xx	xx.xx	xx.xx	xx.xx	xx.xx	xx.xx	xx.xx	xx.xx
Magnetic Resonance	xx.xx	xx.xx	xx.xx	xx.xx	xx.xx	xx.xx	xx.xx	xx.xx
Mass Spectrometry	xx.xx	xx.xx	xx.xx	xx.xx	xx.xx	xx.xx	xx.xx	xx.xx
Projection X-Ray Imaging	xx.xx	xx.xx	xx.xx	xx.xx	xx.xx	xx.xx	xx.xx	xx.xx
Raman Spectroscopy	xx.xx	xx.xx	xx.xx	xx.xx	xx.xx	xx.xx	xx.xx	xx.xx
Thermo-Redox Detection	xx.xx	xx.xx	xx.xx	xx.xx	xx.xx	xx.xx	xx.xx	xx.xx
X-Ray Computed Tomography	xx.xx	xx.xx	xx.xx	xx.xx	xx.xx	xx.xx	xx.xx	xx.xx
X-Ray Diffraction	xx.xx	xx.xx	xx.xx	xx.xx	xx.xx	xx.xx	xx.xx	xx.xx
Others	xx.xx	xx.xx	xx.xx	xx.xx	xx.xx	xx.xx	xx.xx	xx.xx
Total	**xx.xx**	**xx.xx**	**xx.xx**	**xx.xx**	**xx.xx**	**xx.xx**	**xx.xx**	**xx.xx**

Table 376. BRICS Airport Baggage Screening Systems Market Size, by Projection X-Ray Imaging, 2017-2040 (USD Million)

Projection X-Ray Imaging	2017	2024	2025	2026	2027	2032	2040	CAGR (%)
Multiview X-Ray Imaging	xx.xx	xx.xx	xx.xx	xx.xx	xx.xx	xx.xx	xx.xx	xx.xx
Single-View X-Ray Imaging	xx.xx	xx.xx	xx.xx	xx.xx	xx.xx	xx.xx	xx.xx	xx.xx
Total	**xx.xx**	**xx.xx**	**xx.xx**	**xx.xx**	**xx.xx**	**xx.xx**	**xx.xx**	**xx.xx**

Table 377. BRICS Airport Baggage Screening Systems Market Size, by Interoperability Architecture, 2017-2040 (USD Million)

Interoperability Architecture	2017	2024	2025	2026	2027	2032	2040	CAGR (%)
Closed Proprietary Architecture	xx.xx	xx.xx	xx.xx	xx.xx	xx.xx	xx.xx	xx.xx	xx.xx
Open Standards-Based Interoperability	xx.xx	xx.xx	xx.xx	xx.xx	xx.xx	xx.xx	xx.xx	xx.xx
Vendor-Specific Integration	xx.xx	xx.xx	xx.xx	xx.xx	xx.xx	xx.xx	xx.xx	xx.xx
Total	**xx.xx**	**xx.xx**	**xx.xx**	**xx.xx**	**xx.xx**	**xx.xx**	**xx.xx**	**xx.xx**

Table 378. BRICS Airport Baggage Screening Systems Market Size, by Screening Application, 2017-2040 (USD Million)

Screening Application	2017	2024	2025	2026	2027	2032	2040	CAGR (%)
Customs and Border Baggage Inspection	xx.xx	xx.xx	xx.xx	xx.xx	xx.xx	xx.xx	xx.xx	xx.xx
Non-Passenger Property Screening	xx.xx	xx.xx	xx.xx	xx.xx	xx.xx	xx.xx	xx.xx	xx.xx
Passenger Cabin Baggage Screening	xx.xx	xx.xx	xx.xx	xx.xx	xx.xx	xx.xx	xx.xx	xx.xx
Passenger Checked Baggage Screening	xx.xx	xx.xx	xx.xx	xx.xx	xx.xx	xx.xx	xx.xx	xx.xx
Terminal-Entrance Baggage Screening	xx.xx	xx.xx	xx.xx	xx.xx	xx.xx	xx.xx	xx.xx	xx.xx
Total	**xx.xx**	**xx.xx**	**xx.xx**	**xx.xx**	**xx.xx**	**xx.xx**	**xx.xx**	**xx.xx**

Table 379. BRICS Airport Baggage Screening Systems Market Size, by Purchasing Organization, 2017-2040 (USD Million)

Purchasing Organization	2017	2024	2025	2026	2027	2032	2040	CAGR (%)
Airlines	xx.xx	xx.xx	xx.xx	xx.xx	xx.xx	xx.xx	xx.xx	xx.xx
Airport and Terminal Operators	xx.xx	xx.xx	xx.xx	xx.xx	xx.xx	xx.xx	xx.xx	xx.xx
Contract Screening Operators	xx.xx	xx.xx	xx.xx	xx.xx	xx.xx	xx.xx	xx.xx	xx.xx
Customs and Border Authorities	xx.xx	xx.xx	xx.xx	xx.xx	xx.xx	xx.xx	xx.xx	xx.xx
Public Aviation Security Agencies	xx.xx	xx.xx	xx.xx	xx.xx	xx.xx	xx.xx	xx.xx	xx.xx
Total	**xx.xx**	**xx.xx**	**xx.xx**	**xx.xx**	**xx.xx**	**xx.xx**	**xx.xx**	**xx.xx**

Table 380. BRICS Airport Baggage Screening Systems Market Size, by System Integration, 2017-2040 (USD Million)

System Integration	2017	2024	2025	2026	2027	2032	2040	CAGR (%)
Baggage Handling-Integrated Systems	xx.xx	xx.xx	xx.xx	xx.xx	xx.xx	xx.xx	xx.xx	xx.xx
Checkpoint Lane-Integrated Systems	xx.xx	xx.xx	xx.xx	xx.xx	xx.xx	xx.xx	xx.xx	xx.xx
Standalone Screening Systems	xx.xx	xx.xx	xx.xx	xx.xx	xx.xx	xx.xx	xx.xx	xx.xx
Total	**xx.xx**	**xx.xx**	**xx.xx**	**xx.xx**	**xx.xx**	**xx.xx**	**xx.xx**	**xx.xx**

Table 381. BRICS Airport Baggage Screening Systems Market Size, by Image Review Location, 2017-2040 (USD Million)

Image Review Location	2017	2024	2025	2026	2027	2032	2040	CAGR (%)
Hybrid Image Review	xx.xx	xx.xx	xx.xx	xx.xx	xx.xx	xx.xx	xx.xx	xx.xx
Local Image Review	xx.xx	xx.xx	xx.xx	xx.xx	xx.xx	xx.xx	xx.xx	xx.xx
Off-Site Remote Image Review	xx.xx	xx.xx	xx.xx	xx.xx	xx.xx	xx.xx	xx.xx	xx.xx
On-Site Remote Image Review	xx.xx	xx.xx	xx.xx	xx.xx	xx.xx	xx.xx	xx.xx	xx.xx
Others	xx.xx	xx.xx	xx.xx	xx.xx	xx.xx	xx.xx	xx.xx	xx.xx
Total	**xx.xx**	**xx.xx**	**xx.xx**	**xx.xx**	**xx.xx**	**xx.xx**	**xx.xx**	**xx.xx**

Table 382. BRICS Airport Baggage Screening Systems Market Size, by Procurement Channel, 2017-2040 (USD Million)

Procurement Channel	2017	2024	2025	2026	2027	2032	2040	CAGR (%)
Direct Technology Suppliers	xx.xx	xx.xx	xx.xx	xx.xx	xx.xx	xx.xx	xx.xx	xx.xx
Distributors and Resellers	xx.xx	xx.xx	xx.xx	xx.xx	xx.xx	xx.xx	xx.xx	xx.xx
Independent Technical Service Providers	xx.xx	xx.xx	xx.xx	xx.xx	xx.xx	xx.xx	xx.xx	xx.xx
Systems Integration Primes	xx.xx	xx.xx	xx.xx	xx.xx	xx.xx	xx.xx	xx.xx	xx.xx
Total	**xx.xx**	**xx.xx**	**xx.xx**	**xx.xx**	**xx.xx**	**xx.xx**	**xx.xx**	**xx.xx**

Table 383. BRICS Airport Baggage Screening Systems Market Size, by Investment Purpose, 2017-2040 (USD Million)

Investment Purpose	2017	2024	2025	2026	2027	2032	2040	CAGR (%)
New Installations and Capacity Expansion	xx.xx	xx.xx	xx.xx	xx.xx	xx.xx	xx.xx	xx.xx	xx.xx
Retrofits and Upgrades	xx.xx	xx.xx	xx.xx	xx.xx	xx.xx	xx.xx	xx.xx	xx.xx
System Replacement	xx.xx	xx.xx	xx.xx	xx.xx	xx.xx	xx.xx	xx.xx	xx.xx
Others	xx.xx	xx.xx	xx.xx	xx.xx	xx.xx	xx.xx	xx.xx	xx.xx
Total	**xx.xx**	**xx.xx**	**xx.xx**	**xx.xx**	**xx.xx**	**xx.xx**	**xx.xx**	**xx.xx**

Sources & Evidence

1. House Report 119-173 - Department of Homeland Security Appropriations Bill, 2026

   · Evidence informing the 2030 market-value input; displayed series and growth include calculations: The aging installed fleet supports replacement demand, but does not establish the forecast's realization dates or annual purchasing rate. ([govinfo.gov](https://www.govinfo.gov/content/pkg/CRPT-119hrpt173/html/CRPT-119hrpt173.htm))

   · Evidence informing forecast-year allocation inputs; displayed values and growth are calculated: The report identifies xx.xx end-of-life systems within a xx.xx-system checked-baggage fleet. This constrains renewal exposure, not realized annual purchasing or a verified global replacement deadline.

   · Evidence informing base-year allocation inputs; displayed values and growth are calculated: Reports a TSA checked-baggage fleet of xx.xx EDS, including xx.xx at end-of-life, and assigns purchase, installation and maintenance responsibilities to TSA. Supports agency fleet calibration and renewal pressure, not the assumed forecast uplift.

   · Evidence informing forecast-year allocation inputs; displayed values and growth are calculated: Reports a TSA checked-baggage fleet of xx.xx EDS, including xx.xx at end-of-life, and assigns purchase, installation and maintenance responsibilities to TSA. Supports agency fleet calibration and renewal pressure, not the assumed forecast uplift.

   · Evidence informing forecast-year allocation inputs; displayed values and growth are calculated: The report identifies xx.xx end-of-life EDS within a xx.xx-unit U.S. checked-baggage fleet, citing the FY2024 capital plan. The derived xx.xx% backlog constrains the aging-fleet premise, but is neither an annual turnover rate nor a funded global replacement forecast.

2. GAO-24-106573 - DHS Annual Assessment: Most Programs Are Meeting Current Goals, but Some Continue to Face Cost and Schedule Challenges

- Evidence informing the 2026 market-value input; displayed series and growth include calculations: Reports plans for xx.xx checkpoint systems and xx.xx increment-one deployments by September 2023; supports an incomplete replacement cycle rather than universal CT adoption. ([gao.gov](https://www.gao.gov/assets/gao-xx.xx-xx.xx.pdf))
- Evidence informing base-year allocation inputs; displayed values and growth are calculated: Reports xx.xx AT/CT, xx.xx base, xx.xx mid-size and xx.xx full-size deployments by September 2023; supplies configuration proxies and an incomplete-renewal constraint, not contractual architecture shares. ([gao.gov](https://www.gao.gov/assets/gao-xx.xx-xx.xx.pdf))
- Evidence informing forecast-year allocation inputs; displayed values and growth are calculated: Reports xx.xx AT/CT, xx.xx base, xx.xx mid-size and xx.xx full-size deployments by September 2023; supplies configuration proxies and an incomplete-renewal constraint, not contractual architecture shares. ([gao.gov](https://www.gao.gov/assets/gao-xx.xx-xx.xx.pdf))
- Evidence informing base-year allocation inputs; displayed values and growth are calculated: The deployed configuration mix underlies the xx.xx/xx.xx newer-cohort and xx.xx/xx.xx older-cohort proxy calculations; global and contractual attribution remain modeled. ([gao.gov](https://www.gao.gov/assets/gao-xx.xx-xx.xx.pdf))
- Evidence informing forecast-year allocation inputs; displayed values and growth are calculated: The deployed configuration mix underlies the xx.xx/xx.xx newer-cohort and xx.xx/xx.xx older-cohort proxy calculations; global and contractual attribution remain modeled. ([gao.gov](https://www.gao.gov/assets/gao-xx.xx-xx.xx.pdf))
- Evidence informing base-year allocation inputs; displayed values and growth are calculated: The assessment records xx.xx checkpoint systems deployed by September 2023 against an eventual xx.xx-system program. This supports an incomplete replacement cycle and qualifies any assumption of universal CT adoption.
- Evidence informing forecast-year allocation inputs; displayed values and growth are calculated: The assessment records xx.xx checkpoint systems deployed by September 2023 against an eventual xx.xx-system program. This supports an incomplete replacement cycle and qualifies any assumption of universal CT adoption.
- Evidence informing base-year allocation inputs; displayed values and growth are calculated: Reports a September 2023 U.S. CT cohort containing xx.xx AT/CT and xx.xx base systems, providing counterevidence to assigning all CT activity automatically to integrated lanes.
- Evidence informing forecast-year allocation inputs; displayed values and growth are calculated: Reports a September 2023 U.S. CT cohort containing xx.xx AT/CT and xx.xx base systems, providing counterevidence to assigning all CT activity automatically to integrated lanes.
- Evidence informing base-year allocation inputs; displayed values and growth are calculated: Reports xx.xx mid-size and xx.xx full-size systems within xx.xx deployed CT systems; supports differentiated configuration assumptions rather than treating technology adoption as an integration-share observation.
- Evidence informing forecast-year allocation inputs; displayed values and growth are calculated: Reports xx.xx mid-size and xx.xx full-size systems within xx.xx deployed CT systems; supports differentiated configuration assumptions rather than treating technology adoption as an integration-share observation.
- Evidence informing base-year allocation inputs; displayed values and growth are calculated: The 2024 assessment records xx.xx checkpoint deployments as of September 2023 against xx.xx planned systems replacing aging equipment. It supports staged renewal, but does not establish current deployment completion or the modeled 2032 share.
- Evidence informing forecast-year allocation inputs; displayed values and growth are calculated: The 2024 assessment records xx.xx checkpoint deployments as of September 2023 against xx.xx planned systems replacing aging equipment. It supports staged renewal, but does not establish current deployment completion or the modeled 2032 share.
- Evidence informing forecast-year allocation inputs; displayed values and growth are calculated: The program separately anticipates enhancements to fielded systems, supporting a retained-equipment commercial pathway without supplying an attributable upgrade-revenue split.

3. Global Airport Passenger Traffic Reaches Record 9.8 Billion in 2025, Airports Council International World reports

   · Evidence informing the 2026 market-value input; displayed series and growth include calculations: Reports cooling passenger-growth momentum in 2026, supporting moderation of traffic-driven equipment expansion despite continuing replacement demand.
   ([aci.aero](https://aci.aero/2026/xx.xx/xx.xx/global-airport-passenger-traffic-reaches-record-xx.xx-xx.xx-billion-in-2025-airports-council-international-world-reports/))

4. Smiths Group PLC - Full Year Results for the 12 Months Ended 31 July 2025

- Evidence informing the 2024 market-value input; displayed series and growth include calculations: Discloses aviation original-equipment revenue of xx.xx and aftermarket revenue of xx.xx for FY2024; supplies historical cycle proxies. ([www-live.smiths.com](https://www-live.smiths.com/media/snqpxwkd/smiths-group-plc-annual-results-2025-press-release.pdf))
- Evidence informing the 2027 market-value input; displayed series and growth include calculations: Reports approximately xx.xx cumulative CTiX sales and continuing aviation upgrade demand; supports replacement activity, not an observed global forecast. ([www-live.smiths.com](https://www-live.smiths.com/media/snqpxwkd/smiths-group-plc-annual-results-2025-press-release.pdf))
- Evidence informing base-year allocation inputs; displayed values and growth are calculated: FY2025 aviation original-equipment revenue of GBP xx.xx provides an independent equipment-activity scale check, not a global category share. ([www-live.smiths.com](https://www-live.smiths.com/media/snqpxwkd/smiths-group-plc-annual-results-2025-press-release.pdf))
- Evidence informing forecast-year allocation inputs; displayed values and growth are calculated: FY2025 aviation original-equipment revenue of GBP xx.xx provides an independent equipment-activity scale check, not a global category share. ([www-live.smiths.com](https://www-live.smiths.com/media/snqpxwkd/smiths-group-plc-annual-results-2025-press-release.pdf))
- Evidence informing base-year allocation inputs; displayed values and growth are calculated: Approximately xx.xx cumulative CTiX sales corroborate commercial imaging activity and replacement demand; they do not measure annual global sales. ([www-live.smiths.com](https://www-live.smiths.com/media/snqpxwkd/smiths-group-plc-annual-results-2025-press-release.pdf))
- Evidence informing forecast-year allocation inputs; displayed values and growth are calculated: Approximately xx.xx cumulative CTiX sales corroborate commercial imaging activity and replacement demand; they do not measure annual global sales. ([www-live.smiths.com](https://www-live.smiths.com/media/snqpxwkd/smiths-group-plc-annual-results-2025-press-release.pdf))
- Evidence informing base-year allocation inputs; displayed values and growth are calculated: GBP xx.xx aviation aftermarket revenue supports lifecycle materiality while qualifying transfer of one supplier's mix to the global service allocation. ([www-live.smiths.com](https://www-live.smiths.com/media/snqpxwkd/smiths-group-plc-annual-results-2025-press-release.pdf))
- Evidence informing forecast-year allocation inputs; displayed values and growth are calculated: GBP xx.xx aviation aftermarket revenue supports lifecycle materiality while qualifying transfer of one supplier's mix to the global service allocation. ([www-live.smiths.com](https://www-live.smiths.com/media/snqpxwkd/smiths-group-plc-annual-results-2025-press-release.pdf))
- Evidence informing base-year allocation inputs; displayed values and growth are calculated: Reports approximately xx.xx cumulative CTiX sales and continuing aviation upgrade demand; cumulative sales constrain commercial scale but are not annual global shipments. ([www-live.smiths.com](https://www-live.smiths.com/media/snqpxwkd/smiths-group-plc-annual-results-2025-press-release.pdf))
- Evidence informing forecast-year allocation inputs; displayed values and growth are calculated: Reports approximately xx.xx cumulative CTiX sales and continuing aviation upgrade demand; cumulative sales constrain commercial scale but are not annual global shipments. ([www-live.smiths.com](https://www-live.smiths.com/media/snqpxwkd/smiths-group-plc-annual-results-2025-press-release.pdf))
- Evidence informing base-year allocation inputs; displayed values and growth are calculated: Reports four operating XDi units as of July 2025 and pending regulatory certification, constraining the small XRD cohort and qualifying aggressive commercialization assumptions.
- Evidence informing forecast-year allocation inputs; displayed values and growth are calculated: Reports four operating XDi units as of July 2025 and pending regulatory certification, constraining the small XRD cohort and qualifying aggressive commercialization assumptions.
- Evidence informing forecast-year allocation inputs; displayed values and growth are calculated: Reported checkpoint modernization provides a commercial reason to model substitution from discrete legacy offerings; the filing does not disclose standalone configuration revenue.
- Evidence informing forecast-year allocation inputs; displayed values and growth are calculated: FY2025

5. Smiths Group PLC - Annual Report & Accounts FY2023
   - Evidence informing the 2022 market-value input; displayed series and growth include calculations: Reports FY2022 aviation original-equipment revenue of xx.xx, used as a dimensionless historical capital-cycle proxy. ([www-live.smiths.com](https://www-live.smiths.com/media/phjp1j44/smiths-annual-report-2023.pdf))
   - Evidence informing the 2023 market-value input; displayed series and growth include calculations: Reports FY2023 aviation original-equipment revenue of xx.xx and aftermarket revenue of xx.xx; supports the modeled recovery direction. ([www-live.smiths.com](https://www-live.smiths.com/media/phjp1j44/smiths-annual-report-2023.pdf))
6. Smiths Group PLC - Annual Report FY2022
   - Evidence informing the 2021 market-value input; displayed series and growth include calculations: Reports FY2021 aviation revenue of xx.xx, providing a historical purchasing-cycle reference rather than a global observation. ([www-live.smiths.com](https://www-live.smiths.com/media/xjvdpblr/smiths-annual-report-2022-report.pdf))
   - Evidence informing the 2022 market-value input; displayed series and growth include calculations: Reports FY2022 aviation revenue of xx.xx and continued weakness in aviation original equipment; supports a delayed capital-spending trough. ([www-live.smiths.com](https://www-live.smiths.com/media/xjvdpblr/smiths-annual-report-2022-report.pdf))
7. Smiths Group PLC - Annual Results for the Year Ended 31 July 2019
   - Evidence informing the 2018 market-value input; displayed series and growth include calculations: Reports FY2018 aviation revenue of xx.xx, supplying the historical comparison underlying the backcast. ([smiths.com](https://www.smiths.com/media/u4wla1bw/smiths-group-plc-annual-results-2019-press-release.pdf))
   - Evidence informing the 2019 market-value input; displayed series and growth include calculations: Reports FY2019 aviation revenue of xx.xx and customer delivery deferrals, qualifying a traffic-only growth model. ([smiths.com](https://www.smiths.com/media/u4wla1bw/smiths-group-plc-annual-results-2019-press-release.pdf))
   - Evidence informing the 2020 market-value input; displayed series and growth include calculations: Identifies deliveries deferred into FY2020; supports the possibility of backlog-supported spending despite a contemporaneous traffic shock, not the exact modeled growth rate. ([smiths.com](https://www.smiths.com/media/u4wla1bw/smiths-group-plc-annual-results-2019-press-release.pdf))
8. ACI World - The High-Wire Balancing Act: Global Air Transport Demand in 2018 and 2019
   - Evidence informing the 2017 market-value input; displayed series and growth include calculations: Reports xx.xx airport passengers and xx.xx% growth in 2018; the growth observation informs the 2017 backcast bridge. ([blog.aci.aero](https://blog.aci.aero/airport-economics/the-high-wire-balancing-act-global-air-transport-demand-in-2018-and-2019/))
   - Evidence informing the 2018 market-value input; displayed series and growth include calculations: Provides the observed 2018 traffic-growth reference, not an equipment-market growth observation. ([blog.aci.aero](https://blog.aci.aero/airport-economics/the-high-wire-balancing-act-global-air-transport-demand-in-2018-and-2019/))
9. ICAO A42-WP/556 - State of the Industry and Outlook for Airport Traffic, Presented by ACI
   - Evidence informing the 2020 market-value input; displayed series and growth include calculations: Records the collapse from xx.xx airport passengers in 2019 to xx.xx in 2020; constrains the shock and funding-risk interpretation. ([icao.int](https://www.icao.int/sites/default/files/Meetings/a42/Documents/WP/wp_556_en.pdf))
   - Evidence informing the 2021 market-value input; displayed series and growth include calculations: Reports xx.xx airport passengers in 2021, supporting a prolonged funding and activity shock. ([icao.int](https://www.icao.int/sites/default/files/Meetings/a42/Documents/WP/wp_556_en.pdf))
   - Evidence informing the 2023 market-value input; displayed series and growth include calculations: Reports xx.xx airport passengers in 2023; traffic recovery is distinguished from equipment purchasing. ([icao.int](https://www.icao.int/sites/default/files/Meetings/a42/Documents/WP/wp_556_en.pdf))
   - Evidence informing the 2024 market-value input; displayed series and growth include calculations: Reports xx.xx airport passengers in 2024, providing a demand recovery cross-check. ([icao.int](https://www.icao.int/sites/default/files/Meetings/a42/Documents/WP/wp_556_en.pdf))

10. Port of Seattle - Baggage Handling System Optimization

- Evidence informing the 2029 market-value input; displayed series and growth include calculations: Seattle plans to consolidate six baggage-screening systems, increase supported passenger capacity, and reduce screening-machine demand. Supports integration spending without one-for-one detector growth. ([portseattle.org](https://www.portseattle.org/projects/baggage-handling-system-optimization))
- Evidence informing the 2032 market-value input; displayed series and growth include calculations: The consolidation example constrains equipment-volume assumptions; its whole baggage-handling project value is excluded from market sizing. ([portseattle.org](https://www.portseattle.org/projects/baggage-handling-system-optimization))
- Evidence informing the 2040 market-value input; displayed series and growth include calculations: Provides a commercial counterexample to extrapolating passenger growth directly into machine counts throughout the long-range forecast. ([portseattle.org](https://www.portseattle.org/projects/baggage-handling-system-optimization))
- Evidence informing forecast-year allocation inputs; displayed values and growth are calculated: Consolidation of six systems with reduced machine demand qualifies a traffic-to-detector-volume forecast. ([portseattle.org](https://www.portseattle.org/projects/baggage-handling-system-optimization))
- Evidence informing forecast-year allocation inputs; displayed values and growth are calculated: The consolidation project supports integration-driven conveyor demand, but its whole-project value is excluded. ([portseattle.org](https://www.portseattle.org/projects/baggage-handling-system-optimization))
- Evidence informing forecast-year allocation inputs; displayed values and growth are calculated: Brownfield consolidation supports the integration-demand premise, not the forecast's exact service growth factor. ([portseattle.org](https://www.portseattle.org/projects/baggage-handling-system-optimization))
- Evidence informing forecast-year allocation inputs; displayed values and growth are calculated: The airport replaces six separate screening systems with centralized screening and expects reduced screening-machine demand while expanding capacity. This supplies a counterforce to volume-only checked-baggage forecasting.
- Evidence informing base-year allocation inputs; displayed values and growth are calculated: Seattle is consolidating six screening systems, expects reduced screening-machine demand and schedules final-phase completion in 2029. Supports integration demand while constraining detector-volume growth; the whole-project budget is excluded.
- Evidence informing forecast-year allocation inputs; displayed values and growth are calculated: Seattle is consolidating six screening systems, expects reduced screening-machine demand and schedules final-phase completion in 2029. Supports integration demand while constraining detector-volume growth; the whole-project budget is excluded.
- Evidence informing forecast-year allocation inputs; displayed values and growth are calculated: Seattle's project combines increased screening capacity with consolidation from six screening systems and reduced screening-machine demand. This constrains the forecast assumption that capacity growth requires proportional equipment additions.
- Evidence informing forecast-year allocation inputs; displayed values and growth are calculated: Replacement and capacity objectives coexist within the project. Its wider baggage-handling budget is not treated as screening-equipment revenue or assigned additively to multiple purposes.

11. Smiths Group PLC - Half Year Results for the Six Months Ended 31 January 2026

- Evidence informing the 2026 market-value input; displayed series and growth include calculations: Reports xx.xx% organic growth for Smiths Detection in HY2026, with aviation checkpoint upgrades contributing. Supports a positive 2026 nowcast, not a directly observed global growth rate. ([www-live.smiths.com](https://www-live.smiths.com/media/villk35h/smiths-hy26-results-press-release.pdf))

12. ACI-LAC - Air Traffic in Latin America and the Caribbean Maintains Growth Trajectory with a 5% Increase in 2025

- Evidence informing base-year allocation inputs; displayed values and growth are calculated: Brazil's xx.xx-million airport-traffic aggregate constrains its demand scale; equipment intensity remains modeled.
- Evidence informing forecast-year allocation inputs; displayed values and growth are calculated: Brazil's xx.xx-million airport-traffic aggregate constrains its demand scale; equipment intensity remains modeled.

13. ACI EUROPE - 2025 all about traffic resilience as Europe's airports welcomed an additional 100 million passengers
    - Evidence informing base-year allocation inputs; displayed values and growth are calculated: Published Russian weakness constrains, rather than validates, its working scale.
    - Evidence informing forecast-year allocation inputs; displayed values and growth are calculated: Published Russian weakness constrains, rather than validates, its working scale.
14. Airports Company South Africa - Airport statistics
    - Evidence informing base-year allocation inputs; displayed values and growth are calculated: Operator network indicators constrain the South African traffic-scale assumption; they are not a calendar-2025 national spending census.
    - Evidence informing forecast-year allocation inputs; displayed values and growth are calculated: Operator network indicators constrain the South African traffic-scale assumption; they are not a calendar-2025 national spending census.
15. CAAC - 2025 Civil Aviation Industry Development Statistical Bulletin, 17 April 2026
    - Evidence informing base-year allocation inputs; displayed values and growth are calculated: Reports xx.xx mainland airport movements and xx.xx transport airports in 2025; the Hong Kong/Macao extension is modeled.
    - Evidence informing forecast-year allocation inputs; displayed values and growth are calculated: Reports xx.xx mainland airport movements and xx.xx transport airports in 2025; the Hong Kong/Macao extension is modeled.

16. CATSA 2025 Annual Report - Notes to the Financial Statements

- Evidence informing base-year allocation inputs; displayed values and growth are calculated: FY2024/xx.xx accounts disclose C$xx.xx maintenance/spares and C$xx.xx training/certification, supporting the service-budget calibration but not global baggage-only shares. ([catsa-acsta.gc.ca](https://www.catsa-acsta.gc.ca/en/publications/2025-annual-report/notes-financial-statements))
- Evidence informing forecast-year allocation inputs; displayed values and growth are calculated: FY2024/xx.xx accounts disclose C$xx.xx maintenance/spares and C$xx.xx training/certification, supporting the service-budget calibration but not global baggage-only shares. ([catsa-acsta.gc.ca](https://www.catsa-acsta.gc.ca/en/publications/2025-annual-report/notes-financial-statements))
- Evidence informing base-year allocation inputs; displayed values and growth are calculated: Maintenance and spare parts are combined in the accounts; the labor-versus-goods split therefore remains modeled. ([catsa-acsta.gc.ca](https://www.catsa-acsta.gc.ca/en/publications/2025-annual-report/notes-financial-statements))
- Evidence informing forecast-year allocation inputs; displayed values and growth are calculated: Maintenance and spare parts are combined in the accounts; the labor-versus-goods split therefore remains modeled. ([catsa-acsta.gc.ca](https://www.catsa-acsta.gc.ca/en/publications/2025-annual-report/notes-financial-statements))
- Evidence informing base-year allocation inputs; displayed values and growth are calculated: The C$xx.xx training/certification expense supplies the numerator of the adjusted training-to-capital proxy. ([catsa-acsta.gc.ca](https://www.catsa-acsta.gc.ca/en/publications/2025-annual-report/notes-financial-statements))
- Evidence informing forecast-year allocation inputs; displayed values and growth are calculated: The C$xx.xx training/certification expense supplies the numerator of the adjusted training-to-capital proxy. ([catsa-acsta.gc.ca](https://www.catsa-acsta.gc.ca/en/publications/2025-annual-report/notes-financial-statements))
- Evidence informing base-year allocation inputs; displayed values and growth are calculated: C$xx.xx trace/consumables is distinct from maintenance/spares and supplies the contrary consumables-intensity comparator, not a global observation. ([catsa-acsta.gc.ca](https://www.catsa-acsta.gc.ca/en/publications/2025-annual-report/notes-financial-statements))
- Evidence informing forecast-year allocation inputs; displayed values and growth are calculated: C$xx.xx trace/consumables is distinct from maintenance/spares and supplies the contrary consumables-intensity comparator, not a global observation. ([catsa-acsta.gc.ca](https://www.catsa-acsta.gc.ca/en/publications/2025-annual-report/notes-financial-statements))
- Evidence informing base-year allocation inputs; displayed values and growth are calculated: Separately reports C$xx.xx maintenance/spares, C$xx.xx trace/consumables and C$xx.xx training/certification, constraining attributable agency lifecycle expenditure.
- Evidence informing base-year allocation inputs; displayed values and growth are calculated: Separates screening-contractor payments from equipment support, preventing staffing expenditure from becoming equipment-market purchasing.
- Evidence informing forecast-year allocation inputs; displayed values and growth are calculated: Separately reports C$xx.xx maintenance/spares, C$xx.xx trace/consumables and C$xx.xx training/certification, constraining attributable agency lifecycle expenditure.
- Evidence informing forecast-year allocation inputs; displayed values and growth are calculated: Separates screening-contractor payments from equipment support, preventing staffing expenditure from becoming equipment-market purchasing.
- Evidence informing base-year allocation inputs; displayed values and growth are calculated: Audited expense disclosure reports C$xx.xx for maintenance and spare parts in the year ended March xx.xx 2025. It constrains support-spending materiality, not the amount attributable to an independent provider. ([catsa-acsta.gc.ca](https://www.catsa-acsta.gc.ca/en/publications/2025-annual-report/notes-financial-statements))

17. CATSA 2025 Annual Report - Management's Discussion and Analysis
    - Evidence informing base-year allocation inputs; displayed values and growth are calculated: EDS capital expenditure of C$xx.xx includes equipment and installation/integration and supplies the training-calibration denominator, subject to baggage attribution. ([catsa-acsta.gc.ca](https://www.catsa-acsta.gc.ca/en/publications/2025-annual-report/management-discussion-and-analysis))
    - Evidence informing forecast-year allocation inputs; displayed values and growth are calculated: EDS capital expenditure of C$xx.xx includes equipment and installation/integration and supplies the training-calibration denominator, subject to baggage attribution. ([catsa-acsta.gc.ca](https://www.catsa-acsta.gc.ca/en/publications/2025-annual-report/management-discussion-and-analysis))
    - Evidence informing base-year allocation inputs; displayed values and growth are calculated: The capital definition includes associated installation and integration, supporting the distinction between deployment services and equipment value. ([catsa-acsta.gc.ca](https://www.catsa-acsta.gc.ca/en/publications/2025-annual-report/management-discussion-and-analysis))
    - Evidence informing forecast-year allocation inputs; displayed values and growth are calculated: The capital definition includes associated installation and integration, supporting the distinction between deployment services and equipment value. ([catsa-acsta.gc.ca](https://www.catsa-acsta.gc.ca/en/publications/2025-annual-report/management-discussion-and-analysis))
    - Evidence informing forecast-year allocation inputs; displayed values and growth are calculated: Actual spending, original budget and reprofile amounts constrain the forecast's purchasing-execution interpretation; they are not a global growth rate. ([catsa-acsta.gc.ca](https://www.catsa-acsta.gc.ca/en/publications/2025-annual-report/management-discussion-and-analysis))
    - Evidence informing base-year allocation inputs; displayed values and growth are calculated: FY2024/xx.xx pre-board capital appropriations used were C$xx.xx. This supplies the Canadian purchasing comparison and a component of the non-passenger-to-cabin activity proxy, not a global share.
    - Evidence informing forecast-year allocation inputs; displayed values and growth are calculated: FY2024/xx.xx pre-board capital appropriations used were C$xx.xx. This supplies the Canadian purchasing comparison and a component of the non-passenger-to-cabin activity proxy, not a global share.
    - Evidence informing base-year allocation inputs; displayed values and growth are calculated: FY2024/xx.xx hold-baggage capital appropriations used were C$xx.xx; this constrains the independent application-capital comparison.
    - Evidence informing base-year allocation inputs; displayed values and growth are calculated: FY2024/xx.xx non-passenger capital appropriations used were C$xx.xx, below the original C$xx.xx budget. Actual purchasing informs the proxy and qualifies automatic announcement-to-revenue conversion.
    - Evidence informing forecast-year allocation inputs; displayed values and growth are calculated: FY2024/xx.xx non-passenger capital appropriations used were C$xx.xx, below the original C$xx.xx budget. Actual purchasing informs the proxy and qualifies automatic announcement-to-revenue conversion.
    - Evidence informing base-year allocation inputs; displayed values and growth are calculated: Reports C$xx.xx EDS capital expenditure for FY2024/xx.xx and identifies both baggage equipment and full-body scanners in the capital scope, requiring a baggage-attribution adjustment.
    - Evidence informing forecast-year allocation inputs; displayed values and growth are calculated: Reports C$xx.xx EDS capital expenditure for FY2024/xx.xx and identifies both baggage equipment and full-body scanners in the capital scope, requiring a baggage-attribution adjustment.
    - Evidence informing forecast-year allocation inputs; displayed values and growth are calculated: EDS outturn was C$xx.xx versus an original C$xx.xx plan and revised C$xx.xx budget. Reprofiling constrains assumed award conversion and deployment timing; it does not measure procurement-channel mix. ([catsa-acsta.gc.ca](https://www.catsa-acsta.gc.ca/en/publications/2025-annual-report/management-discussion-and-analysis))
    - Evidence informing base-year allocation inputs; displayed values and growth are calculated: The actual capital-project list identifies hold-baggage capacity expansion at Montréal-Trudeau, supporting the expansion classification, not its modeled global revenue weight.
    - Evidence informing forecast-year allocation inputs; displayed values and growth are calculated: The actual capital-project list identifies hold-baggage capacity expansion at Montréal-Trudeau, supporting the expansion classification, not its modeled global revenue weight.
    - Evidence informing base-year allocation inputs; displayed values and growth are calculated: The actual project list includes checkpoint CT deployment and hold-baggage oversize-equipment lifecycle management, supporting renewal activity without disclosing its purpose-specific spending.
    - Evidence informing forecast-year allocation inputs; displayed values and growth are calculated: The actual project list includes checkpoint CT deployment and hold-baggage oversize-equipment lifecycle management,

18. Aviation security screening approved equipment list
    - Evidence informing base-year allocation inputs; displayed values and growth are calculated: Baggage EDS/EDSCB and conventional X-ray classes support the inspection-system boundary, not sales weights. ([gov.uk](https://www.gov.uk/government/collections/aviation-security-screening-approved-equipment-list))
    - Evidence informing forecast-year allocation inputs; displayed values and growth are calculated: Baggage EDS/EDSCB and conventional X-ray classes support the inspection-system boundary, not sales weights. ([gov.uk](https://www.gov.uk/government/collections/aviation-security-screening-approved-equipment-list))
    - Evidence informing base-year allocation inputs; displayed values and growth are calculated: Liquid detectors are a distinct cabin-baggage category; the complete bulk-material extension remains modeled within the captured boundary. ([gov.uk](https://www.gov.uk/government/collections/aviation-security-screening-approved-equipment-list))
    - Evidence informing forecast-year allocation inputs; displayed values and growth are calculated: Liquid detectors are a distinct cabin-baggage category; the complete bulk-material extension remains modeled within the captured boundary. ([gov.uk](https://www.gov.uk/government/collections/aviation-security-screening-approved-equipment-list))
    - Evidence informing base-year allocation inputs; displayed values and growth are calculated: ETD serves baggage and other applications, requiring explicit baggage attribution rather than allocating all detector sales here. ([gov.uk](https://www.gov.uk/government/collections/aviation-security-screening-approved-equipment-list))
    - Evidence informing forecast-year allocation inputs; displayed values and growth are calculated: ETD serves baggage and other applications, requiring explicit baggage attribution rather than allocating all detector sales here. ([gov.uk](https://www.gov.uk/government/collections/aviation-security-screening-approved-equipment-list))
    - Evidence informing base-year allocation inputs; displayed values and growth are calculated: Dedicated ETD consumables are separately recognized, supporting goods classification without establishing spending or unrestricted interchangeability. ([gov.uk](https://www.gov.uk/government/collections/aviation-security-screening-approved-equipment-list))
    - Evidence informing forecast-year allocation inputs; displayed values and growth are calculated: Dedicated ETD consumables are separately recognized, supporting goods classification without establishing spending or unrestricted interchangeability. ([gov.uk](https://www.gov.uk/government/collections/aviation-security-screening-approved-equipment-list))
19. Quantifying the Impacts of Delayed Maintenance of Airport Assets: A Guide - Chapter 6, Baggage Handling Systems
    - Evidence informing base-year allocation inputs; displayed values and growth are calculated: The baggage-handling cost study uses a modeled xx.xx% labor share, adopted only as an adjacent support-cost proxy. ([nationalacademies.org](https://www.nationalacademies.org/read/xx.xx/chapter/xx.xx))
    - Evidence informing forecast-year allocation inputs; displayed values and growth are calculated: The baggage-handling cost study uses a modeled xx.xx% labor share, adopted only as an adjacent support-cost proxy. ([nationalacademies.org](https://www.nationalacademies.org/read/xx.xx/chapter/xx.xx))
    - Evidence informing base-year allocation inputs; displayed values and growth are calculated: Its corresponding modeled xx.xx% parts share calibrates the labor/goods separation; it is not an observed screening-equipment ratio. ([nationalacademies.org](https://www.nationalacademies.org/read/xx.xx/chapter/xx.xx))
    - Evidence informing forecast-year allocation inputs; displayed values and growth are calculated: Its corresponding modeled xx.xx% parts share calibrates the labor/goods separation; it is not an observed screening-equipment ratio. ([nationalacademies.org](https://www.nationalacademies.org/read/xx.xx/chapter/xx.xx))

20. Procurement of Next Generation Security Checkpoint Equipment - Contract Award Notice

- Evidence informing base-year allocation inputs; displayed values and growth are calculated: The seven-system award includes automated tray return, demonstrating bundled purchasing but no separately priced hardware allocation. ([sell2wales.gov.wales](https://www.sell2wales.gov.wales/search/show/search_view.aspx?ID=NOV417275))
- Evidence informing forecast-year allocation inputs; displayed values and growth are calculated: The seven-system award includes automated tray return, demonstrating bundled purchasing but no separately priced hardware allocation. ([sell2wales.gov.wales](https://www.sell2wales.gov.wales/search/show/search_view.aspx?ID=NOV417275))
- Evidence informing base-year allocation inputs; displayed values and growth are calculated: The integrated CT/tray-return scope constrains the automation interface boundary; it does not value general airport conveyors. ([sell2wales.gov.wales](https://www.sell2wales.gov.wales/search/show/search_view.aspx?ID=NOV417275))
- Evidence informing forecast-year allocation inputs; displayed values and growth are calculated: The integrated CT/tray-return scope constrains the automation interface boundary; it does not value general airport conveyors. ([sell2wales.gov.wales](https://www.sell2wales.gov.wales/search/show/search_view.aspx?ID=NOV417275))
- Evidence informing base-year allocation inputs; displayed values and growth are calculated: Central image processing is an explicit purchased function, without a separately disclosed license price. ([sell2wales.gov.wales](https://www.sell2wales.gov.wales/search/show/search_view.aspx?ID=NOV417275))
- Evidence informing forecast-year allocation inputs; displayed values and growth are calculated: Central image processing is an explicit purchased function, without a separately disclosed license price. ([sell2wales.gov.wales](https://www.sell2wales.gov.wales/search/show/search_view.aspx?ID=NOV417275))
- Evidence informing base-year allocation inputs; displayed values and growth are calculated: Supply, installation and commissioning are included deliverables, supporting deployment-service attribution without establishing its percentage. ([sell2wales.gov.wales](https://www.sell2wales.gov.wales/search/show/search_view.aspx?ID=NOV417275))
- Evidence informing forecast-year allocation inputs; displayed values and growth are calculated: Supply, installation and commissioning are included deliverables, supporting deployment-service attribution without establishing its percentage. ([sell2wales.gov.wales](https://www.sell2wales.gov.wales/search/show/search_view.aspx?ID=NOV417275))
- Evidence informing base-year allocation inputs; displayed values and growth are calculated: The October xx.xx 2022 award covers seven systems combining cabin CT, tray return, image processing and deployment responsibilities. It supports integrated purchased scope, not completed delivery or a global sales weight.
- Evidence informing forecast-year allocation inputs; displayed values and growth are calculated: The October xx.xx 2022 award covers seven systems combining cabin CT, tray return, image processing and deployment responsibilities. It supports integrated purchased scope, not completed delivery or a global sales weight.
- Evidence informing base-year allocation inputs; displayed values and growth are calculated: The integrated Newcastle procurement reports a GBP xx.xx-xx.xx offer range but no physical review-room location; its value cannot be assigned automatically to local review. ([sell2wales.gov.wales](https://www.sell2wales.gov.wales/search/show/search_view.aspx?ID=NOV417275))
- Evidence informing forecast-year allocation inputs; displayed values and growth are calculated: The integrated Newcastle procurement reports a GBP xx.xx-xx.xx offer range but no physical review-room location; its value cannot be assigned automatically to local review. ([sell2wales.gov.wales](https://www.sell2wales.gov.wales/search/show/search_view.aspx?ID=NOV417275))
- Evidence informing base-year allocation inputs; displayed values and growth are calculated: Central image processing is included, but a separate on-site room is not specified; constrains classification rather than supplying a remote-review sales weight. ([sell2wales.gov.wales](https://www.sell2wales.gov.wales/search/show/search_view.aspx?ID=NOV417275))
- Evidence informing forecast-year allocation inputs; displayed values and growth are calculated: Central image processing is included, but a separate on-site room is not specified; constrains classification rather than supplying a remote-review sales weight. ([sell2wales.gov.wales](https://www.sell2wales.gov.wales/search/show/search_view.aspx?ID=NOV417275))
- Evidence informing base-year allocation inputs; displayed values and growth are calculated: The bundled award does not identify a mixed-location package or its attributable price, preventing automatic hybrid classification. ([sell2wales.gov.wales](https://www.sell2wales.gov.wales/search/show/search_view.aspx?ID=NOV417275))
- Evidence informing forecast-year allocation inputs; displayed values and growth are calculated: The bundled award does not identify a mixed-location package or its attributable price, preventing automatic hybrid classification.

21. AI for Monitoring Aviation Security: Fraport and German Federal Police Start Regular Operation of APIDS
    - Evidence informing forecast-year allocation inputs; displayed values and growth are calculated: January xx.xx 2026 APIDS deployment demonstrates additional software adoption, without establishing separate revenue. ([fraport.com](https://www.fraport.com/en/newsroom/press-releases/2026/q1/ai-for-monitoring-aviation-security.html))
    - Evidence informing forecast-year allocation inputs; displayed values and growth are calculated: Deployment on more than xx.xx CT scanners is the independent quantitative rollout test; it does not validate the modeled license-growth factor. ([fraport.com](https://www.fraport.com/en/newsroom/press-releases/2026/q1/ai-for-monitoring-aviation-security.html))
    - Evidence informing forecast-year allocation inputs; displayed values and growth are calculated: On January xx.xx 2026, Fraport announced regular APIDS software operation on more than xx.xx existing Smiths CT scanners. This independently supports retained-system enhancement at one buyer, not global penetration or realized license revenue.
22. Smiths Detection - Digital Innovation
    - Evidence informing base-year allocation inputs; displayed values and growth are calculated: The supplier identifies detection applications as a commercial function; separate fee allocation remains assumed. ([smithsdetection.com](https://www.smithsdetection.com/digital-innovation/))
    - Evidence informing forecast-year allocation inputs; displayed values and growth are calculated: The supplier identifies detection applications as a commercial function; separate fee allocation remains assumed. ([smithsdetection.com](https://www.smithsdetection.com/digital-innovation/))
    - Evidence informing base-year allocation inputs; displayed values and growth are calculated: Centralized screening supports the image-review function, not an observed software revenue weight. ([smithsdetection.com](https://www.smithsdetection.com/digital-innovation/))
    - Evidence informing forecast-year allocation inputs; displayed values and growth are calculated: Centralized screening supports the image-review function, not an observed software revenue weight. ([smithsdetection.com](https://www.smithsdetection.com/digital-innovation/))
    - Evidence informing base-year allocation inputs; displayed values and growth are calculated: Connectivity, multi-vendor integration and equipment-health applications establish the fleet-management function without proving customer-specific rights or prices. ([smithsdetection.com](https://www.smithsdetection.com/digital-innovation/))
    - Evidence informing forecast-year allocation inputs; displayed values and growth are calculated: Connectivity, multi-vendor integration and equipment-health applications establish the fleet-management function without proving customer-specific rights or prices. ([smithsdetection.com](https://www.smithsdetection.com/digital-innovation/))
    - Evidence informing base-year allocation inputs; displayed values and growth are calculated: ELECTORA is offered for integrating multi-vendor devices, datasets and applications; establishes the vendor-platform category but discloses no category revenue or customer-specific substitution entitlement. ([smithsdetection.com](https://www.smithsdetection.com/digital-innovation/))
    - Evidence informing forecast-year allocation inputs; displayed values and growth are calculated: ELECTORA is offered for integrating multi-vendor devices, datasets and applications; establishes the vendor-platform category but discloses no category revenue or customer-specific substitution entitlement. ([smithsdetection.com](https://www.smithsdetection.com/digital-innovation/))
23. UK Civil Aviation Authority - Threat Image Projection (TIP)
    - Evidence informing base-year allocation inputs; displayed values and growth are calculated: TIP library approval and renewal obligations support continuing software commitments, not the modeled global fee or share. ([caa.co.uk](https://www.caa.co.uk/commercial-industry/security/training-and-human-factors/threat-image-projection/))
    - Evidence informing forecast-year allocation inputs; displayed values and growth are calculated: TIP library approval and renewal obligations support continuing software commitments, not the modeled global fee or share. ([caa.co.uk](https://www.caa.co.uk/commercial-industry/security/training-and-human-factors/threat-image-projection/))

24. Smiths Detection - Service

- Evidence informing base-year allocation inputs; displayed values and growth are calculated: Inclusive capital-equipment support covers labor and parts, requiring a single-count economic allocation across services and goods. ([smithsdetection.com](https://www.smithsdetection.com/service/))
- Evidence informing forecast-year allocation inputs; displayed values and growth are calculated: Inclusive capital-equipment support covers labor and parts, requiring a single-count economic allocation across services and goods. ([smithsdetection.com](https://www.smithsdetection.com/service/))
- Evidence informing base-year allocation inputs; displayed values and growth are calculated: Equipment-specific training and certification are commercial offerings distinct from routine screening staffing. ([smithsdetection.com](https://www.smithsdetection.com/service/))
- Evidence informing forecast-year allocation inputs; displayed values and growth are calculated: Equipment-specific training and certification are commercial offerings distinct from routine screening staffing. ([smithsdetection.com](https://www.smithsdetection.com/service/))
- Evidence informing base-year allocation inputs; displayed values and growth are calculated: The parts-support offering and inclusive contracts corroborate the goods boundary, but not the assumed xx.xx% allocation. ([smithsdetection.com](https://www.smithsdetection.com/service/))
- Evidence informing forecast-year allocation inputs; displayed values and growth are calculated: The parts-support offering and inclusive contracts corroborate the goods boundary, but not the assumed xx.xx% allocation. ([smithsdetection.com](https://www.smithsdetection.com/service/))
- Evidence informing base-year allocation inputs; displayed values and growth are calculated: Describes inclusive labor-and-parts contracts and manufacturer support, supporting nonduplicative lifecycle attribution to projection equipment, not a verified xx.xx% fee. ([smithsdetection.com](https://www.smithsdetection.com/service/))
- Evidence informing forecast-year allocation inputs; displayed values and growth are calculated: Describes inclusive labor-and-parts contracts and manufacturer support, supporting nonduplicative lifecycle attribution to projection equipment, not a verified xx.xx% fee. ([smithsdetection.com](https://www.smithsdetection.com/service/))
- Evidence informing base-year allocation inputs; displayed values and growth are calculated: Supports the existence of manufacturer lifecycle offerings; broad service-footprint counts are not used as CT revenue weights.
- Evidence informing forecast-year allocation inputs; displayed values and growth are calculated: Supports the existence of manufacturer lifecycle offerings; broad service-footprint counts are not used as CT revenue weights.
- Evidence informing base-year allocation inputs; displayed values and growth are calculated: Supports commercial maintenance, refurbishment and parts offerings for portable equipment without establishing baggage-specific service receipts.
- Evidence informing forecast-year allocation inputs; displayed values and growth are calculated: Supports commercial maintenance, refurbishment and parts offerings for portable equipment without establishing baggage-specific service receipts.
- Evidence informing base-year allocation inputs; displayed values and growth are calculated: The manufacturer markets direct on-site support and inclusive capital-equipment labor-and-parts contracts. This supports a continuing manufacturer-service alternative, without measuring a pricing premium. ([smithsdetection.com](https://www.smithsdetection.com/service/))
- Evidence informing forecast-year allocation inputs; displayed values and growth are calculated: The manufacturer markets direct on-site support and inclusive capital-equipment labor-and-parts contracts. This supports a continuing manufacturer-service alternative, without measuring a pricing premium. ([smithsdetection.com](https://www.smithsdetection.com/service/))
- Evidence informing base-year allocation inputs; displayed values and growth are calculated: Manufacturer-provided bundled support is a commercial alternative to separate technical-service procurement, limiting assumptions of unrestricted third-party substitution. ([smithsdetection.com](https://www.smithsdetection.com/service/))
- Evidence informing forecast-year allocation inputs; displayed values and growth are calculated: Manufacturer-provided bundled support is a commercial alternative to separate technical-service procurement, limiting assumptions of unrestricted third-party substitution. ([smithsdetection.com](https://www.smithsdetection.com/service/))

25. Hold baggage screening upgrade, Dublin and Cork Airports, Ireland

- Evidence informing base-year allocation inputs; displayed values and growth are calculated: Separate professional-service appointments cover project controls, design oversight and interface management; the broader construction budget is not used as screening-service revenue. ([neccontract.com](https://www.neccontract.com/projects/hold-baggage-screening-upgrade-dublin-and-cork-airports-ireland))
- Evidence informing forecast-year allocation inputs; displayed values and growth are calculated: Separate professional-service appointments cover project controls, design oversight and interface management; the broader construction budget is not used as screening-service revenue. ([neccontract.com](https://www.neccontract.com/projects/hold-baggage-screening-upgrade-dublin-and-cork-airports-ireland))
- Evidence informing base-year allocation inputs; displayed values and growth are calculated: Describes three upgraded hold-baggage systems delivered through separate construction, baggage-integration and advisory appointments, completed in March 2023. Supports integrated-system attribution without assuming a universal single-prime model.
- Evidence informing forecast-year allocation inputs; displayed values and growth are calculated: Describes three upgraded hold-baggage systems delivered through separate construction, baggage-integration and advisory appointments, completed in March 2023. Supports integrated-system attribution without assuming a universal single-prime model.

26. Corporate Plan 2025-26 to 2029-30 Summary - Financial Overview
    - Evidence informing base-year allocation inputs; displayed values and growth are calculated: CATSA distinguishes major-checkpoint CT replacement from single-view-to-multiview replacement elsewhere, supporting application-specific projection demand and forecast assumptions. It also discloses capital funding subject to reprofile approval. ([catsa-acsta.gc.ca](https://www.catsa-acsta.gc.ca/en/publications/corporate-plan-2025-xx.xx-2029-xx.xx/financial-overview))
    - Evidence informing forecast-year allocation inputs; displayed values and growth are calculated: CATSA distinguishes major-checkpoint CT replacement from single-view-to-multiview replacement elsewhere, supporting application-specific projection demand and forecast assumptions. It also discloses capital funding subject to reprofile approval. ([catsa-acsta.gc.ca](https://www.catsa-acsta.gc.ca/en/publications/corporate-plan-2025-xx.xx-2029-xx.xx/financial-overview))
    - Evidence informing base-year allocation inputs; displayed values and growth are calculated: Identifies single-view equipment as a replacement population, supporting the modeled displacement mechanism rather than an observed global share.
    - Evidence informing forecast-year allocation inputs; displayed values and growth are calculated: Identifies single-view equipment as a replacement population, supporting the modeled displacement mechanism rather than an observed global share.
    - Evidence informing base-year allocation inputs; displayed values and growth are calculated: Multiview remains a planned purchasing destination at non-passenger checkpoints and Class xx.xx airports, qualifying universal CT substitution.
    - Evidence informing forecast-year allocation inputs; displayed values and growth are calculated: Multiview remains a planned purchasing destination at non-passenger checkpoints and Class xx.xx airports, qualifying universal CT substitution.
    - Evidence informing base-year allocation inputs; displayed values and growth are calculated: CT replacement is a stated major-checkpoint investment priority, subject to funding and delivery risks; this supports direction, not the modeled global share.
    - Evidence informing forecast-year allocation inputs; displayed values and growth are calculated: CT replacement is a stated major-checkpoint investment priority, subject to funding and delivery risks; this supports direction, not the modeled global share.
    - Evidence informing base-year allocation inputs; displayed values and growth are calculated: The plan includes additional screening equipment and expansion of existing hold-baggage screening capacity. Its FY2025/xx.xx capital budget is C$xx.xx across mixed activities; plans are not recognized supplier revenue.
    - Evidence informing forecast-year allocation inputs; displayed values and growth are calculated: The plan includes additional screening equipment and expansion of existing hold-baggage screening capacity. Its FY2025/xx.xx capital budget is C$xx.xx across mixed activities; plans are not recognized supplier revenue.
    - Evidence informing base-year allocation inputs; displayed values and growth are calculated: The plan distinguishes replacement of checkpoint X-ray equipment with CT and asset lifecycle renewal from additional capacity. Funding, partner timing and reprofiling qualify forecast realization.
    - Evidence informing forecast-year allocation inputs; displayed values and growth are calculated: The plan distinguishes replacement of checkpoint X-ray equipment with CT and asset lifecycle renewal from additional capacity. Funding, partner timing and reprofiling qualify forecast realization.
27. ECAC CEP Public Equipment List - Explosive Detection Systems, Update 18 April 2025
    - Evidence informing base-year allocation inputs; displayed values and growth are calculated: The April xx.xx 2025 list retains XRD xx.xx supporting the legacy commercial-category premise but not the assumed installed cohort or sales volume. ([ecac-ceac.org](https://www.ecac-ceac.org/images/activities/security/ECAC-CEP-EDS-equipment_public_list_update_20250418.pdf))
    - Evidence informing forecast-year allocation inputs; displayed values and growth are calculated: The April xx.xx 2025 list retains XRD xx.xx supporting the legacy commercial-category premise but not the assumed installed cohort or sales volume. ([ecac-ceac.org](https://www.ecac-ceac.org/images/activities/security/ECAC-CEP-EDS-equipment_public_list_update_20250418.pdf))

28. Partners - HALO X-ray Technologies Ltd

    · Evidence informing base-year allocation inputs; displayed values and growth are calculated: Named airport pilots and approximately USD xx.xx and USD xx.xx development programs establish commercialization activity and program scale, not realized annual XRD equipment revenue. ([haloxray.com](https://www.haloxray.com/partners))

    · Evidence informing forecast-year allocation inputs; displayed values and growth are calculated: Named airport pilots and approximately USD xx.xx and USD xx.xx development programs establish commercialization activity and program scale, not realized annual XRD equipment revenue. ([haloxray.com](https://www.haloxray.com/partners))

29. Explosives Trace Detectors (ETDs): Market Survey Report, November 2021

    · Evidence informing base-year allocation inputs; displayed values and growth are calculated: Historical IONSCAN xx.xx list-price configurations around USD xx.xx-xx.xx constrain the IMS price class; they do not establish 2025 purchasing volumes or realizations. ([dhs.gov](https://dhs.gov/sites/default/files/2021-xx.xx/SAVER_Explosives%20Trace%20Detectors%20MSR_08Nov2021_Final-xx.xx.pdf))

    · Evidence informing forecast-year allocation inputs; displayed values and growth are calculated: Historical IONSCAN xx.xx list-price configurations around USD xx.xx-xx.xx constrain the IMS price class; they do not establish 2025 purchasing volumes or realizations. ([dhs.gov](https://dhs.gov/sites/default/files/2021-xx.xx/SAVER_Explosives%20Trace%20Detectors%20MSR_08Nov2021_Final-xx.xx.pdf))

    · Evidence informing base-year allocation inputs; displayed values and growth are calculated: The Fido X4 historical USD xx.xx list-price benchmark supports the explicit nominal-price bridge; baggage attribution and unit mix remain modeled.

    · Evidence informing forecast-year allocation inputs; displayed values and growth are calculated: The Fido X4 historical USD xx.xx list-price benchmark supports the explicit nominal-price bridge; baggage attribution and unit mix remain modeled.

30. Astrotech Corporation - Form 10-K for the Fiscal Year Ended June 30, 2025

    · Evidence informing base-year allocation inputs; displayed values and growth are calculated: Discloses FY2025 product and service revenue, xx.xx deployment locations, and a six-unit USD xx.xx order. These provide a price comparator and supplier-scale check, not baggage-only revenue. ([sec.gov](https://www.sec.gov/Archives/edgar/data/xx.xx/xx.xx/astc20250630_10k.htm))

    · Evidence informing forecast-year allocation inputs; displayed values and growth are calculated: Discloses FY2025 product and service revenue, xx.xx deployment locations, and a six-unit USD xx.xx order. These provide a price comparator and supplier-scale check, not baggage-only revenue. ([sec.gov](https://www.sec.gov/Archives/edgar/data/xx.xx/xx.xx/astc20250630_10k.htm))

31. Astrotech Corporation - Form 10-K for the Fiscal Year Ended June 30, 2026

    · Evidence informing base-year allocation inputs; displayed values and growth are calculated: Reports eight TRACER units sold in FY2025 versus three in FY2026, identifies grant-related revenue within FY2025 product revenue, and describes a potential subsidiary sale. These constrain MS attribution and forecast optimism. ([sec.gov](https://www.sec.gov/Archives/edgar/data/xx.xx/xx.xx/astc20260630_10k.htm))

    · Evidence informing forecast-year allocation inputs; displayed values and growth are calculated: Reports eight TRACER units sold in FY2025 versus three in FY2026, identifies grant-related revenue within FY2025 product revenue, and describes a potential subsidiary sale. These constrain MS attribution and forecast optimism. ([sec.gov](https://www.sec.gov/Archives/edgar/data/xx.xx/xx.xx/astc20260630_10k.htm))

32. Liquid Explosive Detector, Bottle Liquid Scanner, Insight - Agilent

    · Evidence informing base-year allocation inputs; displayed values and growth are calculated: Identifies Raman-based airport resolution products and dated September 2025 launch and May 2026 contract announcements. Supports category continuity and adoption premises, not global unit or revenue shares. ([agilent.com](https://www.agilent.com/en/product/molecular-spectroscopy/raman-spectroscopy/raman-aviation-security-systems/insight-series-alarm-resolution-systems))

    · Evidence informing forecast-year allocation inputs; displayed values and growth are calculated: Identifies Raman-based airport resolution products and dated September 2025 launch and May 2026 contract announcements. Supports category continuity and adoption premises, not global unit or revenue shares. ([agilent.com](https://www.agilent.com/en/product/molecular-spectroscopy/raman-spectroscopy/raman-aviation-security-systems/insight-series-alarm-resolution-systems))

33. Bottle Liquid Scanner for Sale from China - Securina

· Evidence informing base-year allocation inputs; displayed values and growth are calculated: Positions microwave-based liquid-screening products for airports and customs. Supports commercial classification only; prices, authorization and purchasing weights remain assumptions. ([securinadetection.com](https://www.securinadetection.com/Bottle-Liquid-Scanner-Manufacturer-China.html))

· Evidence informing forecast-year allocation inputs; displayed values and growth are calculated: Positions microwave-based liquid-screening products for airports and customs. Supports commercial classification only; prices, authorization and purchasing weights remain assumptions. ([securinadetection.com](https://www.securinadetection.com/Bottle-Liquid-Scanner-Manufacturer-China.html))

34. Quick, Accurate Threat-Detection Scanner for Liquid, Aerosol, and Gels Eases and Secures Air Travel Worldwide

· Evidence informing base-year allocation inputs; displayed values and growth are calculated: Identifies LS10 as a complete commercial liquid scanner combining RF and ultrasonic capabilities, supporting nonduplicative complete-product attribution. ([battelle.org](https://www.battelle.org/insights/case-studies/case-study-details/quick-accurate-threat-detection-scanner-for-liquid-aerosol-and-gels-eases-and-secures-air-travel-worldwide))

· Evidence informing forecast-year allocation inputs; displayed values and growth are calculated: Identifies LS10 as a complete commercial liquid scanner combining RF and ultrasonic capabilities, supporting nonduplicative complete-product attribution. ([battelle.org](https://www.battelle.org/insights/case-studies/case-study-details/quick-accurate-threat-detection-scanner-for-liquid-aerosol-and-gels-eases-and-secures-air-travel-worldwide))

35. ECAC CEP Public Equipment List - Liquid Explosive Detection Systems, Update 10 July 2025

· Evidence informing base-year allocation inputs; displayed values and growth are calculated: The July xx.xx 2025 list includes One Resonance Sensors MobiLab BLS. This supports retained listed status for a named product, not active supply, paid installed stock or observed receipts. ([ecac-ceac.org](https://www.ecac-ceac.org/images/activities/security/ECAC-CEP-LEDS%20equipment%20public%20list-update%xx.xx-xx.xx-rev1.pdf))

· Evidence informing forecast-year allocation inputs; displayed values and growth are calculated: The July xx.xx 2025 list includes One Resonance Sensors MobiLab BLS. This supports retained listed status for a named product, not active supply, paid installed stock or observed receipts. ([ecac-ceac.org](https://www.ecac-ceac.org/images/activities/security/ECAC-CEP-LEDS%20equipment%20public%20list-update%xx.xx-xx.xx-rev1.pdf))

36. MobiLab BLS Bottled Liquid Scanner Endorsed By European Civil Aviation Conference

· Evidence informing base-year allocation inputs; displayed values and growth are calculated: The company's May xx.xx 2014 announcement identifies MobiLab BLS as an NMR-based airport liquid scanner and states that orders were being accepted. Establishes historical commercial offering, not 2025 deliveries. ([prnewswire.com](https://www.prnewswire.com/news-releases/mobilab-bls-bottled-liquid-scanner-endorsed-by-european-civil-aviation-conference-xx.xx.html))

· Evidence informing forecast-year allocation inputs; displayed values and growth are calculated: The company's May xx.xx 2014 announcement identifies MobiLab BLS as an NMR-based airport liquid scanner and states that orders were being accepted. Establishes historical commercial offering, not 2025 deliveries. ([prnewswire.com](https://www.prnewswire.com/news-releases/mobilab-bls-bottled-liquid-scanner-endorsed-by-european-civil-aviation-conference-xx.xx.html))

37. SafePointe BLS Powered by ORS - Bottled Liquid Explosives Detection Solution

· Evidence informing base-year allocation inputs; displayed values and growth are calculated: The branded supplier brochure documents an ORS-powered bottled-liquid product channel. Its availability does not establish current orders or support continuity; it supports only the legacy-channel modeling premise. ([uploads-ssl.webflow.com](https://uploads-ssl.webflow.com/608330bcae48962bf6d7ff37/6149f80be6c30d34b5e3debe_BLS-Flyer-Compressed.pdf))

· Evidence informing forecast-year allocation inputs; displayed values and growth are calculated: The branded supplier brochure documents an ORS-powered bottled-liquid product channel. Its availability does not establish current orders or support continuity; it supports only the legacy-channel modeling premise. ([uploads-ssl.webflow.com](https://uploads-ssl.webflow.com/608330bcae48962bf6d7ff37/6149f80be6c30d34b5e3debe_BLS-Flyer-Compressed.pdf))

38. Florida Division of Corporations - One Resonance Sensors, LLC, Entity Detail

· Evidence informing base-year allocation inputs; displayed values and growth are calculated: The official registry records One Resonance Sensors, LLC as inactive following administrative dissolution on September xx.xx 2019. This counterevidence constrains continuity assumptions but does not prove zero surviving product support. ([search.sunbiz.org](https://search.sunbiz.org/Inquiry/CorporationSearch/SearchResultDetail?aggregateId=flal-l11000122986-c57f60b3-690d-4c87-836a-9aeb045075e8&directionType=CurrentList&inquirytype=EntityName&listNameOrder=ONERESONANCESENSORS+L110001229860&searchNameOrder=ONERESONANCESENSORS+L110001229860&searchTerm=ONE+RED+AMPERSAND+LLC))

· Evidence informing forecast-year allocation inputs; displayed values and growth are calculated: The official registry records One Resonance Sensors, LLC as inactive following administrative dissolution on September xx.xx 2019. This counterevidence constrains continuity assumptions but does not prove zero surviving product support. ([search.sunbiz.org](https://search.sunbiz.org/Inquiry/CorporationSearch/SearchResultDetail?aggregateId=flal-l11000122986-c57f60b3-690d-4c87-836a-9aeb045075e8&directionType=CurrentList&inquirytype=EntityName&listNameOrder=ONERESONANCESENSORS+L110001229860&searchNameOrder=ONERESONANCESENSORS+L110001229860&searchTerm=ONE+RED+AMPERSAND+LLC))

39. Explosive Detection - Teledyne FLIR Defense

· Evidence informing base-year allocation inputs; displayed values and growth are calculated: Lists offered Fido X-series products and service support, supporting commercial offering continuity only, not airport-specific eligibility or sales weights. ([flir.com](https://www.flir.com/threat-detection/explosives/))

· Evidence informing forecast-year allocation inputs; displayed values and growth are calculated: Lists offered Fido X-series products and service support, supporting commercial offering continuity only, not airport-specific eligibility or sales weights. ([flir.com](https://www.flir.com/threat-detection/explosives/))

40. Scintrex Trace E3500 Explosive Trace Detection Unit - SecurityPro USA

· Evidence informing base-year allocation inputs; displayed values and growth are calculated: The distributor offers E3500 chemiluminescence equipment and identifies customs/border applications. Supports a commercial category lead, not measured airport purchasing or the assumed price. ([securityprousa.com](https://www.securityprousa.com/collections/explosive-detection/products/scintrex-trace-e3500-explosive-trace-detection-unit))

· Evidence informing forecast-year allocation inputs; displayed values and growth are calculated: The distributor offers E3500 chemiluminescence equipment and identifies customs/border applications. Supports a commercial category lead, not measured airport purchasing or the assumed price. ([securityprousa.com](https://www.securityprousa.com/collections/explosive-detection/products/scintrex-trace-e3500-explosive-trace-detection-unit))

41. Portable Explosive Detector - Trace Detector EVD-3000+

- Evidence informing base-year allocation inputs; displayed values and growth are calculated: The distributor offers EVD-xx.xx+ thermo-redox equipment. Supports offered-product classification, not airport authorization, purchasing volume or the modeled realization. ([securityprousa.com](https://www.securityprousa.com/products/scintrex-trace-evd-xx.xx-portable-trace-detection-unit))
- Evidence informing forecast-year allocation inputs; displayed values and growth are calculated: The distributor offers EVD-xx.xx+ thermo-redox equipment. Supports offered-product classification, not airport authorization, purchasing volume or the modeled realization. ([securityprousa.com](https://www.securityprousa.com/products/scintrex-trace-evd-xx.xx-portable-trace-detection-unit))

42. CATSA's Purchase Order Terms and Conditions

- Evidence informing base-year allocation inputs; displayed values and growth are calculated: Contract terms constrain maintenance, parts and consumables escalation, qualifying unrestricted aftermarket pricing assumptions in the projection lifecycle model. ([catsa-acsta.gc.ca](https://www.catsa-acsta.gc.ca/en/publications/catsa-s-purchase-order-terms-and-conditions))
- Evidence informing forecast-year allocation inputs; displayed values and growth are calculated: Contract terms constrain maintenance, parts and consumables escalation, qualifying unrestricted aftermarket pricing assumptions in the projection lifecycle model. ([catsa-acsta.gc.ca](https://www.catsa-acsta.gc.ca/en/publications/catsa-s-purchase-order-terms-and-conditions))
- Evidence informing base-year allocation inputs; displayed values and growth are calculated: Contractual price limits constrain the pricing premise, but do not verify CT-specific global support receipts.
- Evidence informing forecast-year allocation inputs; displayed values and growth are calculated: Contractual price limits constrain the pricing premise, but do not verify CT-specific global support receipts.
- Evidence informing base-year allocation inputs; displayed values and growth are calculated: Maintenance and consumable escalation limits qualify the trace-platform pricing assumption rather than establishing the modeled IMS share.
- Evidence informing forecast-year allocation inputs; displayed values and growth are calculated: Maintenance and consumable escalation limits qualify the trace-platform pricing assumption rather than establishing the modeled IMS share.
- Evidence informing base-year allocation inputs; displayed values and growth are calculated: The pre-existing-software clause grants broad license rights without transferring ownership; proprietary ownership alone therefore cannot establish the Closed revenue numerator. ([catsa-acsta.gc.ca](https://www.catsa-acsta.gc.ca/en/publications/catsa-s-purchase-order-terms-and-conditions))
- Evidence informing forecast-year allocation inputs; displayed values and growth are calculated: The pre-existing-software clause grants broad license rights without transferring ownership; proprietary ownership alone therefore cannot establish the Closed revenue numerator. ([catsa-acsta.gc.ca](https://www.catsa-acsta.gc.ca/en/publications/catsa-s-purchase-order-terms-and-conditions))
- Evidence informing base-year allocation inputs; displayed values and growth are calculated: Software modification rights are not themselves proof of standards-based interfaces or independent component substitution; supports conservative classification. ([catsa-acsta.gc.ca](https://www.catsa-acsta.gc.ca/en/publications/catsa-s-purchase-order-terms-and-conditions))
- Evidence informing forecast-year allocation inputs; displayed values and growth are calculated: Software modification rights are not themselves proof of standards-based interfaces or independent component substitution; supports conservative classification. ([catsa-acsta.gc.ca](https://www.catsa-acsta.gc.ca/en/publications/catsa-s-purchase-order-terms-and-conditions))

43. Liquids Scanner for Airport Security - UC Davis
    - Evidence informing base-year allocation inputs; displayed values and growth are calculated: The February xx.xx 2011 account establishes a development contract and licensing relationship. Its development allocation is excluded from 2025 receipts and does not establish a surviving commercial cohort. ([ucdavis.edu](https://www.ucdavis.edu/news/liquids-scanner-airport-security))
    - Evidence informing forecast-year allocation inputs; displayed values and growth are calculated: The February xx.xx 2011 account establishes a development contract and licensing relationship. Its development allocation is excluded from 2025 receipts and does not establish a surviving commercial cohort. ([ucdavis.edu](https://www.ucdavis.edu/news/liquids-scanner-airport-security))
44. Open Architecture for Airport Security Systems, Second Edition
    - Evidence informing base-year allocation inputs; displayed values and growth are calculated: Distinguishes proprietary integration from interoperable connections, supporting the category boundary rather than an observed revenue share. ([aci-europe.org](https://aci-europe.org/downloads/resources/Open%20Architecture%20for%20Airport%20Security%20Systems%202nd%20Edition.pdf))
    - Evidence informing forecast-year allocation inputs; displayed values and growth are calculated: Distinguishes proprietary integration from interoperable connections, supporting the category boundary rather than an observed revenue share. ([aci-europe.org](https://aci-europe.org/downloads/resources/Open%20Architecture%20for%20Airport%20Security%20Systems%202nd%20Edition.pdf))
    - Evidence informing base-year allocation inputs; displayed values and growth are calculated: Integration does not guarantee interoperability; this constrains attribution of vendor-mediated configurations. ([aci-europe.org](https://aci-europe.org/downloads/resources/Open%20Architecture%20for%20Airport%20Security%20Systems%202nd%20Edition.pdf))
    - Evidence informing forecast-year allocation inputs; displayed values and growth are calculated: Integration does not guarantee interoperability; this constrains attribution of vendor-mediated configurations. ([aci-europe.org](https://aci-europe.org/downloads/resources/Open%20Architecture%20for%20Airport%20Security%20Systems%202nd%20Edition.pdf))
    - Evidence informing base-year allocation inputs; displayed values and growth are calculated: Allows identified partial compliance and discusses accountable integration responsibilities; supports scoped open attribution, not whole-purchase reclassification. ([aci-europe.org](https://aci-europe.org/downloads/resources/Open%20Architecture%20for%20Airport%20Security%20Systems%202nd%20Edition.pdf))
    - Evidence informing forecast-year allocation inputs; displayed values and growth are calculated: Allows identified partial compliance and discusses accountable integration responsibilities; supports scoped open attribution, not whole-purchase reclassification. ([aci-europe.org](https://aci-europe.org/downloads/resources/Open%20Architecture%20for%20Airport%20Security%20Systems%202nd%20Edition.pdf))

45. CATSA 2025 Annual Report - Overview of Activities

- Evidence informing base-year allocation inputs; displayed values and growth are calculated: Reports xx.xx CATSA Plus lines across xx.xx airports serving more than xx.xx% of passengers in 2024/xx.xx; provides an independent integration-activity check, not a direct value allocation. ([catsa-acsta.gc.ca](https://www.catsa-acsta.gc.ca/en/publications/2025-annual-report/overview-activities))
- Evidence informing forecast-year allocation inputs; displayed values and growth are calculated: Reports xx.xx CATSA Plus lines across xx.xx airports serving more than xx.xx% of passengers in 2024/xx.xx; provides an independent integration-activity check, not a direct value allocation. ([catsa-acsta.gc.ca](https://www.catsa-acsta.gc.ca/en/publications/2025-annual-report/overview-activities))
- Evidence informing base-year allocation inputs; displayed values and growth are calculated: The reported modernized passenger coverage constrains an assumption of universally standalone activity, while leaving commercial architecture and revenue attribution unresolved. ([catsa-acsta.gc.ca](https://www.catsa-acsta.gc.ca/en/publications/2025-annual-report/overview-activities))
- Evidence informing forecast-year allocation inputs; displayed values and growth are calculated: The reported modernized passenger coverage constrains an assumption of universally standalone activity, while leaving commercial architecture and revenue attribution unresolved. ([catsa-acsta.gc.ca](https://www.catsa-acsta.gc.ca/en/publications/2025-annual-report/overview-activities))
- Evidence informing forecast-year allocation inputs; displayed values and growth are calculated: The annual report identifies enhanced non-passenger requirements and implementation planned from spring 2025. This supports a conditional modernization premise, not the modeled global uptake factor.
- Evidence informing base-year allocation inputs; displayed values and growth are calculated: Reports xx.xx CATSA Plus lines and more than xx.xx% passenger coverage in 2024/xx.xx; provides a Canadian adoption comparator, not a global local-review revenue weight. ([catsa-acsta.gc.ca](https://www.catsa-acsta.gc.ca/en/publications/2025-annual-report/overview-activities))
- Evidence informing forecast-year allocation inputs; displayed values and growth are calculated: Reports xx.xx CATSA Plus lines and more than xx.xx% passenger coverage in 2024/xx.xx; provides a Canadian adoption comparator, not a global local-review revenue weight. ([catsa-acsta.gc.ca](https://www.catsa-acsta.gc.ca/en/publications/2025-annual-report/overview-activities))
- Evidence informing base-year allocation inputs; displayed values and growth are calculated: Identifies remote screening within CATSA Plus and quantifies deployment; constrains the commercial-adoption premise but does not establish each review room's location. ([catsa-acsta.gc.ca](https://www.catsa-acsta.gc.ca/en/publications/2025-annual-report/overview-activities))
- Evidence informing forecast-year allocation inputs; displayed values and growth are calculated: Identifies remote screening within CATSA Plus and quantifies deployment; constrains the commercial-adoption premise but does not establish each review room's location. ([catsa-acsta.gc.ca](https://www.catsa-acsta.gc.ca/en/publications/2025-annual-report/overview-activities))
- Evidence informing base-year allocation inputs; displayed values and growth are calculated: Deployment coverage constrains the addressable network-enabled pool; it does not disclose hybrid contracts or justify the modeled hybrid percentage. ([catsa-acsta.gc.ca](https://www.catsa-acsta.gc.ca/en/publications/2025-annual-report/overview-activities))
- Evidence informing forecast-year allocation inputs; displayed values and growth are calculated: Deployment coverage constrains the addressable network-enabled pool; it does not disclose hybrid contracts or justify the modeled hybrid percentage. ([catsa-acsta.gc.ca](https://www.catsa-acsta.gc.ca/en/publications/2025-annual-report/overview-activities))

46. CATSA - Beyond the Checkpoint, December 2025

- Evidence informing base-year allocation inputs; displayed values and growth are calculated: Reports xx.xx operational CT machines at eight airports and a modular-line average of xx.xx passengers per hour versus xx.xx for traditional multi-split lines; supports the bounded throughput-to-unit bridge and phased-deployment premise. ([catsa-acsta.gc.ca](https://www.catsa-acsta.gc.ca/en/about-us/beyond-checkpoint-2025-december))
- Evidence informing forecast-year allocation inputs; displayed values and growth are calculated: Reports xx.xx operational CT machines at eight airports and a modular-line average of xx.xx passengers per hour versus xx.xx for traditional multi-split lines; supports the bounded throughput-to-unit bridge and phased-deployment premise. ([catsa-acsta.gc.ca](https://www.catsa-acsta.gc.ca/en/about-us/beyond-checkpoint-2025-december))

47. Smiths Detection Delivers Fully Automated International Remote Baggage Screening System Between South Korea and the United States

- Evidence informing base-year allocation inputs; displayed values and growth are calculated: The January xx.xx 2026 disclosure identifies xx.xx software licenses and DICOS V3.xx.xx exchange, and dates operational service to August 2025. Supports commercial standards-based activity and forecast feasibility, not an observed global share or a confirmed 2025 license inventory. ([smithsdetection.com](https://www.smithsdetection.com/press-releases/smiths-detection-delivers-fully-automated-international-remote-baggage-screening-system-between-south-korea-and-the-united-states/))
- Evidence informing forecast-year allocation inputs; displayed values and growth are calculated: The January xx.xx 2026 disclosure identifies xx.xx software licenses and DICOS V3.xx.xx exchange, and dates operational service to August 2025. Supports commercial standards-based activity and forecast feasibility, not an observed global share or a confirmed 2025 license inventory. ([smithsdetection.com](https://www.smithsdetection.com/press-releases/smiths-detection-delivers-fully-automated-international-remote-baggage-screening-system-between-south-korea-and-the-united-states/))

48. SeeTrue Marks Milestone with Over 100 X-ray Checkpoint Installations of Advanced AI-Based Threat Detection Software

- Evidence informing base-year allocation inputs; displayed values and growth are calculated: The December xx.xx 2024 announcement reports the 100th operational screening lane across airports and other sectors. Provides a limited commercial-adoption scale check; it is neither airport-only nor a census of standards-based entitlements. ([seetrue.ai](https://www.seetrue.ai/seetrue-marks-milestone-with-over-xx.xx-x-ray-checkpoint-installations-of-advanced-ai-based-threat-detection-software/))
- Evidence informing forecast-year allocation inputs; displayed values and growth are calculated: The December xx.xx 2024 announcement reports the 100th operational screening lane across airports and other sectors. Provides a limited commercial-adoption scale check; it is neither airport-only nor a census of standards-based entitlements. ([seetrue.ai](https://www.seetrue.ai/seetrue-marks-milestone-with-over-xx.xx-x-ray-checkpoint-installations-of-advanced-ai-based-threat-detection-software/))

49. Scarabee's Checkpoint Property Screening System to be deployed at DEN

- Evidence informing base-year allocation inputs; displayed values and growth are calculated: Describes a xx.xx-lane Denver award combining Scarabee lanes with Smiths scanners. Corroborates a commercial mixed-supplier integration route; an award is not realized annual revenue or proof of unrestricted interoperability. ([daifukuatec.com](https://daifukuatec.com/news/scarabees-checkpoint-property-screening-system-to-be-deployed-at-den))
- Evidence informing forecast-year allocation inputs; displayed values and growth are calculated: Describes a xx.xx-lane Denver award combining Scarabee lanes with Smiths scanners. Corroborates a commercial mixed-supplier integration route; an award is not realized annual revenue or proof of unrestricted interoperability. ([daifukuatec.com](https://daifukuatec.com/news/scarabees-checkpoint-property-screening-system-to-be-deployed-at-den))

50. CATSA Annual Report 2024 - Management's Discussion and Analysis

- Evidence informing base-year allocation inputs; displayed values and growth are calculated: FY2023/xx.xx pre-board capital appropriations used of C$xx.xx provide the second period in the non-passenger-to-cabin purchasing comparison.
- Evidence informing base-year allocation inputs; displayed values and growth are calculated: FY2023/xx.xx non-passenger capital appropriations used of C$xx.xx enter the two-period activity proxy; they do not identify the property-only fraction.
- Evidence informing forecast-year allocation inputs; displayed values and growth are calculated: FY2023/xx.xx non-passenger capital appropriations used of C$xx.xx enter the two-period activity proxy; they do not identify the property-only fraction.

51. Smiths Detection confirm order of 91 advanced scanners for new terminals at Moscow Sheremetyevo International Airport
    - Evidence informing base-year allocation inputs; displayed values and growth are calculated: The dated airport deployment includes xx.xx entrance baggage systems and xx.xx cabin-checkpoint systems. Their ratio supplies a historical relative-density proxy, subsequently discounted for assumed global coverage.
    - Evidence informing forecast-year allocation inputs; displayed values and growth are calculated: The dated airport deployment includes xx.xx entrance baggage systems and xx.xx cabin-checkpoint systems. Their ratio supplies a historical relative-density proxy, subsequently discounted for assumed global coverage.
52. Cochin International Airport Selects Smiths Detection's CTX 9800 for Next-Generation Hold Baggage Screening
    - Evidence informing base-year allocation inputs; displayed values and growth are calculated: The May 2017 deployment identifies xx.xx customs baggage systems alongside four hold-baggage systems. This supports the customs-intensive historical configuration proxy, not current global fleet or revenue observations.
    - Evidence informing forecast-year allocation inputs; displayed values and growth are calculated: The May 2017 deployment identifies xx.xx customs baggage systems alongside four hold-baggage systems. This supports the customs-intensive historical configuration proxy, not current global fleet or revenue observations.
53. CATSA Functions, Programs and Activities
    - Evidence informing base-year allocation inputs; displayed values and growth are calculated: Hold-baggage activities include equipment purchase, baggage-handling integration and equipment maintenance, supporting the checked-baggage capital and lifecycle boundary.
    - Evidence informing forecast-year allocation inputs; displayed values and growth are calculated: Hold-baggage activities include equipment purchase, baggage-handling integration and equipment maintenance, supporting the checked-baggage capital and lifecycle boundary.
    - Evidence informing base-year allocation inputs; displayed values and growth are calculated: Non-passenger screening covers airport workers and their belongings; only attributable property-screening offerings enter this allocation.
    - Evidence informing forecast-year allocation inputs; displayed values and growth are calculated: Non-passenger screening covers airport workers and their belongings; only attributable property-screening offerings enter this allocation.
54. Fraport TAV Antalya Airport - About the security control itself
    - Evidence informing base-year allocation inputs; displayed values and growth are calculated: The airport operator distinguishes terminal-entry security from a subsequent checkpoint. This supports a separate entrance-screening mission while providing no global prevalence or spending share.
    - Evidence informing forecast-year allocation inputs; displayed values and growth are calculated: The airport operator distinguishes terminal-entry security from a subsequent checkpoint. This supports a separate entrance-screening mission while providing no global prevalence or spending share.
55. EMSD VoiceLink, Issue 79, June 2026 - EMSD Provides Comprehensive Support for Terminal 2 Commissioning
    - Evidence informing forecast-year allocation inputs; displayed values and growth are calculated: The June 2026 account identifies baggage-and-parcel equipment procurement and installation for the customs authority at Terminal xx.xx. It supports a separate commissioning mission but does not isolate baggage expenditure.
56. GAO-26-107811 - Guam: Considerations for Evaluating Alternative Customs Models and Potential Economic Effects
    - Evidence informing base-year allocation inputs; displayed values and growth are calculated: The audit identifies two historical airport-customs baggage systems inactive for years and delayed replacement procurement. This challenges conversion of installed stock or acknowledged need directly into annual equipment and support revenue.
    - Evidence informing forecast-year allocation inputs; displayed values and growth are calculated: The audit identifies two historical airport-customs baggage systems inactive for years and delayed replacement procurement. This challenges conversion of installed stock or acknowledged need directly into annual equipment and support revenue.

57. Bennet, Moran, Van Hollen, Boozman Introduce Bill to Bolster Aviation Safety
    - Evidence informing base-year allocation inputs; displayed values and growth are calculated: The July xx.xx 2025 official release identifies xx.xx U.S. screening lanes, used as agency purchasing-exposure calibration rather than observed annual equipment sales.
    - Evidence informing forecast-year allocation inputs; displayed values and growth are calculated: The July xx.xx 2025 official release identifies xx.xx U.S. screening lanes, used as agency purchasing-exposure calibration rather than observed annual equipment sales.
58. Bank of Canada - Annual exchange rates
    - Evidence informing base-year allocation inputs; displayed values and growth are calculated: Annual exchange-rate observations support the inherited fiscal-period approximation of xx.xx Canadian dollars per U.S. dollar; this is not a transaction-weighted exchange rate.
    - Evidence informing forecast-year allocation inputs; displayed values and growth are calculated: Annual exchange-rate observations support the inherited fiscal-period approximation of xx.xx Canadian dollars per U.S. dollar; this is not a transaction-weighted exchange rate.
59. Japan’s leading airline revolutionizes check in experience with new Smiths Detection technology
    - Evidence informing base-year allocation inputs; displayed values and growth are calculated: The August 2023 announcement identifies JAL as customer for five screening ecosystems and reports xx.xx deployed iLane units across Japan. These are historical commercial-stock anchors, not an airline-only fleet or 2025 sales observation.
    - Evidence informing forecast-year allocation inputs; displayed values and growth are calculated: The August 2023 announcement identifies JAL as customer for five screening ecosystems and reports xx.xx deployed iLane units across Japan. These are historical commercial-stock anchors, not an airline-only fleet or 2025 sales observation.
60. Narita International Airport anticipates threats with integrated solutions
    - Evidence informing base-year allocation inputs; displayed values and growth are calculated: Identifies Narita airport as a screening-technology customer and describes xx.xx lane-related installations, qualifying any assumption that the supplier's Japanese installed stock was purchased entirely by airlines.
    - Evidence informing forecast-year allocation inputs; displayed values and growth are calculated: Identifies Narita airport as a screening-technology customer and describes xx.xx lane-related installations, qualifying any assumption that the supplier's Japanese installed stock was purchased entirely by airlines.
61. MLIT - 保安検査の実施主体が変わります！ - June 27, 2025
    - Evidence informing forecast-year allocation inputs; displayed values and growth are calculated: The June xx.xx 2025 announcement targets transfer of security-screening responsibility from airlines to airport managers, with leading cases targeted in FY2026. Supports a conditional reduction in airline purchasing, not an observed contract-transfer percentage.
    - Evidence informing forecast-year allocation inputs; displayed values and growth are calculated: The transfer direction supports modeled airport-manager purchasing gains. Continued shared financing does not imply equal purchasing shares.
62. ICTS International N.V. - Annual Report for the year ended December 31, 2025
    - Evidence informing base-year allocation inputs; displayed values and growth are calculated: Discloses USD xx.xx company-wide property/equipment purchases and USD xx.xx airport-security revenue in 2025. Supports an asset-light purchasing-intensity proxy; the in-scope fraction and global expansion remain assumptions.
    - Evidence informing forecast-year allocation inputs; displayed values and growth are calculated: Discloses USD xx.xx company-wide property/equipment purchases and USD xx.xx airport-security revenue in 2025. Supports an asset-light purchasing-intensity proxy; the in-scope fraction and global expansion remain assumptions.

63. EU Publications Office - Purchase and maintenance of non-intrusive X-ray inspection equipment for baggage and air cargo volume control
    - Evidence informing base-year allocation inputs; displayed values and growth are calculated: Identifies Autoridade Tributária e Aduaneira as buyer and reports a 2026 award of EUR xx.xx across four lots for baggage/air-cargo inspection equipment and maintenance. Provides a buyer-role and commercial-scale comparator, not 2025 baggage-only annual expenditure.
    - Evidence informing forecast-year allocation inputs; displayed values and growth are calculated: Identifies Autoridade Tributária e Aduaneira as buyer and reports a 2026 award of EUR xx.xx across four lots for baggage/air-cargo inspection equipment and maintenance. Provides a buyer-role and commercial-scale comparator, not 2025 baggage-only annual expenditure.
64. ACI World - Busiest Airports in the World
    - Evidence informing base-year allocation inputs; displayed values and growth are calculated: Reports approximately xx.xx international airport passenger movements in 2025. Half provides an approximate arrival-movement scale check before transfer exclusions, not a customs examination or equipment-purchasing weight.
    - Evidence informing forecast-year allocation inputs; displayed values and growth are calculated: Reports approximately xx.xx international airport passenger movements in 2025. Half provides an approximate arrival-movement scale check before transfer exclusions, not a customs examination or equipment-purchasing weight.
65. Heathrow announces £2.3bn accelerated investment plan to upgrade the UK's international gateway to growth
    - Evidence informing base-year allocation inputs; displayed values and growth are calculated: Reports GBP xx.xx invested in security-lane upgrades during 2024, supporting material airport-directed purchasing. Broader infrastructure obligations and historical timing prevent treating the amount as 2025 in-scope market receipts.
    - Evidence informing forecast-year allocation inputs; displayed values and growth are calculated: Reports GBP xx.xx invested in security-lane upgrades during 2024, supporting material airport-directed purchasing. Broader infrastructure obligations and historical timing prevent treating the amount as 2025 in-scope market receipts.
66. Fraport Assumes Responsibility for Aviation Security Checks at Frankfurt Airport
    - Evidence informing base-year allocation inputs; displayed values and growth are calculated: Documents Fraport's checkpoint-management responsibility from January 2023, six initial CT-equipped lanes and three contracted screening providers. Supports distinguishing an airport commissioning role from regulator oversight and contracted screening labor.
    - Evidence informing forecast-year allocation inputs; displayed values and growth are calculated: Documents Fraport's checkpoint-management responsibility from January 2023, six initial CT-equipped lanes and three contracted screening providers. Supports distinguishing an airport commissioning role from regulator oversight and contracted screening labor.
67. Advanced Cabin Baggage Screening - Computed Tomography Implementation Guide
    - Evidence informing base-year allocation inputs; displayed values and growth are calculated: Distinguishes standalone CT, including equipment-local conveyance, from integrated screening-lane configurations; supports attribution boundaries, not a revenue weight.
    - Evidence informing forecast-year allocation inputs; displayed values and growth are calculated: Distinguishes standalone CT, including equipment-local conveyance, from integrated screening-lane configurations; supports attribution boundaries, not a revenue weight.
    - Evidence informing base-year allocation inputs; displayed values and growth are calculated: Identifies automated tray-return and automated screening-lane integration as commercially distinct configurations; supports the lane-integrated category definition.
    - Evidence informing forecast-year allocation inputs; displayed values and growth are calculated: Identifies automated tray-return and automated screening-lane integration as commercially distinct configurations; supports the lane-integrated category definition.

68. GAO-12-266 - Checked Baggage Screening: TSA Has Deployed Optimal Systems at the Majority of TSA-Regulated Airports, but Could Strengthen Cost Estimates

- Evidence informing base-year allocation inputs; displayed values and growth are calculated: The December 2011 table reports xx.xx standalone EDS alongside xx.xx in-line EDS; this historical machine-count comparator constrains, but does not determine, the current global allocation.
- Evidence informing forecast-year allocation inputs; displayed values and growth are calculated: The December 2011 table reports xx.xx standalone EDS alongside xx.xx in-line EDS; this historical machine-count comparator constrains, but does not determine, the current global allocation.
- Evidence informing base-year allocation inputs; displayed values and growth are calculated: Reports xx.xx in-line EDS across xx.xx in-line systems and distinguishes equipment counts from integrated-system counts; supports the historical configuration bridge.
- Evidence informing forecast-year allocation inputs; displayed values and growth are calculated: Reports xx.xx in-line EDS across xx.xx in-line systems and distinguishes equipment counts from integrated-system counts; supports the historical configuration bridge.

69. Smiths Detection selected as security technology provider to International Airport Heraklion Crete

- Evidence informing base-year allocation inputs; displayed values and growth are calculated: The September xx.xx 2025 announcement identifies eight cabin CT scanners and eight automated tray-return systems for Heraklion, with installation planned across late 2025 and mid-2026; supports ongoing integrated procurement, not realized annual revenue.
- Evidence informing forecast-year allocation inputs; displayed values and growth are calculated: The September xx.xx 2025 announcement identifies eight cabin CT scanners and eight automated tray-return systems for Heraklion, with installation planned across late 2025 and mid-2026; supports ongoing integrated procurement, not realized annual revenue.

70. Centralised Image Processing: The Impact on Security Checkpoints

- Evidence informing base-year allocation inputs; displayed values and growth are calculated: Distinguishes checkpoint-local image review from separate-room arrangements; supports retaining networked local activity rather than automatically assigning it to remote review. ([casra.ch](https://casra.ch/wp-content/uploads/2021/xx.xx/Kuhn-2017.-Centralised-image-processing.pdf))
- Evidence informing forecast-year allocation inputs; displayed values and growth are calculated: Distinguishes checkpoint-local image review from separate-room arrangements; supports retaining networked local activity rather than automatically assigning it to remote review. ([casra.ch](https://casra.ch/wp-content/uploads/2021/xx.xx/Kuhn-2017.-Centralised-image-processing.pdf))
- Evidence informing base-year allocation inputs; displayed values and growth are calculated: Describes separate screening rooms and established remote hold-baggage review at larger airports; supports the cohort-maturity premise, not a numerical global share. ([casra.ch](https://casra.ch/wp-content/uploads/2021/xx.xx/Kuhn-2017.-Centralised-image-processing.pdf))
- Evidence informing forecast-year allocation inputs; displayed values and growth are calculated: Describes separate screening rooms and established remote hold-baggage review at larger airports; supports the cohort-maturity premise, not a numerical global share. ([casra.ch](https://casra.ch/wp-content/uploads/2021/xx.xx/Kuhn-2017.-Centralised-image-processing.pdf))
- Evidence informing base-year allocation inputs; displayed values and growth are calculated: Describes combined checkpoint and remote-room arrangements, establishing a mixed-location commercial configuration without measuring its prevalence or price. ([casra.ch](https://casra.ch/wp-content/uploads/2021/xx.xx/Kuhn-2017.-Centralised-image-processing.pdf))
- Evidence informing forecast-year allocation inputs; displayed values and growth are calculated: Describes combined checkpoint and remote-room arrangements, establishing a mixed-location commercial configuration without measuring its prevalence or price. ([casra.ch](https://casra.ch/wp-content/uploads/2021/xx.xx/Kuhn-2017.-Centralised-image-processing.pdf))

71. Annual Report 2024 - CATSA's Operating Environment

- Evidence informing base-year allocation inputs; displayed values and growth are calculated: Reports xx.xx CATSA Plus lines and more than xx.xx% passenger coverage in 2023/xx.xx providing the historical comparison rather than a global location allocation. ([catsa-acsta.gc.ca](https://www.catsa-acsta.gc.ca/en/publications/catsa-s-operating-environment))
- Evidence informing forecast-year allocation inputs; displayed values and growth are calculated: Reports xx.xx CATSA Plus lines and more than xx.xx% passenger coverage in 2023/xx.xx providing the historical comparison rather than a global location allocation. ([catsa-acsta.gc.ca](https://www.catsa-acsta.gc.ca/en/publications/catsa-s-operating-environment))
- Evidence informing base-year allocation inputs; displayed values and growth are calculated: Together with the subsequent annual report, supports a seven-line deployment increase without a corresponding increase in reported passenger coverage. ([catsa-acsta.gc.ca](https://www.catsa-acsta.gc.ca/en/publications/catsa-s-operating-environment))
- Evidence informing forecast-year allocation inputs; displayed values and growth are calculated: Together with the subsequent annual report, supports a seven-line deployment increase without a corresponding increase in reported passenger coverage. ([catsa-acsta.gc.ca](https://www.catsa-acsta.gc.ca/en/publications/catsa-s-operating-environment))
- Evidence informing base-year allocation inputs; displayed values and growth are calculated: Provides a historical network-enabled deployment anchor, while leaving the physical mixed-location contract share unmeasured. ([catsa-acsta.gc.ca](https://www.catsa-acsta.gc.ca/en/publications/catsa-s-operating-environment))
- Evidence informing forecast-year allocation inputs; displayed values and growth are calculated: Provides a historical network-enabled deployment anchor, while leaving the physical mixed-location contract share unmeasured. ([catsa-acsta.gc.ca](https://www.catsa-acsta.gc.ca/en/publications/catsa-s-operating-environment))

72. L22020-T-TG Upgrades to the Passenger Search Area, body scanners, EDS C3 cabin baggage screening - Contract Award Notice

- Evidence informing base-year allocation inputs; displayed values and growth are calculated: The January xx.xx 2023 Luton award expressly includes construction of a remote screening room at the airport terminal, supporting separate-room commercial procurement. Its broader scope is not treated as baggage-only annual revenue. ([find-tender.service.gov.uk](https://www.find-tender.service.gov.uk/Notice/xx.xx-2023))
- Evidence informing forecast-year allocation inputs; displayed values and growth are calculated: The January xx.xx 2023 Luton award expressly includes construction of a remote screening room at the airport terminal, supporting separate-room commercial procurement. Its broader scope is not treated as baggage-only annual revenue. ([find-tender.service.gov.uk](https://www.find-tender.service.gov.uk/Notice/xx.xx-2023))

73. Greater Orlando Aviation Authority - Minutes of the February 19, 2025 Meeting

- Evidence informing base-year allocation inputs; displayed values and growth are calculated: Authorizes up to USD xx.xx for baggage-system and Remote Screening Facility network/server separation. Half this ceiling is an explicitly assumed deployment-cost comparator, not observed off-site receipts. ([assets.ctfassets.net](https://assets.ctfassets.net/qiecpoxp4bka/6BCjKImOwJmeZxqtGVdpYR/1e2d759a2c44b5b6d71193cb9927ec75/2025-xx.xx-19_Board_Minutes.pdf))
- Evidence informing forecast-year allocation inputs; displayed values and growth are calculated: Authorizes up to USD xx.xx for baggage-system and Remote Screening Facility network/server separation. Half this ceiling is an explicitly assumed deployment-cost comparator, not observed off-site receipts. ([assets.ctfassets.net](https://assets.ctfassets.net/qiecpoxp4bka/6BCjKImOwJmeZxqtGVdpYR/1e2d759a2c44b5b6d71193cb9927ec75/2025-xx.xx-19_Board_Minutes.pdf))
- Evidence informing base-year allocation inputs; displayed values and growth are calculated: Provides the commercial networking-cost anchor for the modeled transfer from existing on-site pools, avoiding additional market value or duplicate host-equipment attribution. ([assets.ctfassets.net](https://assets.ctfassets.net/qiecpoxp4bka/6BCjKImOwJmeZxqtGVdpYR/1e2d759a2c44b5b6d71193cb9927ec75/2025-xx.xx-19_Board_Minutes.pdf))
- Evidence informing forecast-year allocation inputs; displayed values and growth are calculated: Provides the commercial networking-cost anchor for the modeled transfer from existing on-site pools, avoiding additional market value or duplicate host-equipment attribution. ([assets.ctfassets.net](https://assets.ctfassets.net/qiecpoxp4bka/6BCjKImOwJmeZxqtGVdpYR/1e2d759a2c44b5b6d71193cb9927ec75/2025-xx.xx-19_Board_Minutes.pdf))

74. American and U.S. Customs and Border Protection pilot innovative baggage screening initiative

- Evidence informing base-year allocation inputs; displayed values and growth are calculated: American's April xx.xx 2025 announcement identifies a daily Sydney-Los Angeles IRBS pilot and unchanged screening requirements. It anchors one sampled connection and an assumed partial-year licensing period, not disclosed revenue. ([s202.q4cdn.com](https://s202.q4cdn.com/xx.xx/files/doc_news/American-and-US-Customs-and-Border-Protection-pilot-innovative-baggage-screening-initiative-OPS-OTH-xx.xx-2025.pdf))
- Evidence informing forecast-year allocation inputs; displayed values and growth are calculated: American's April xx.xx 2025 announcement identifies a daily Sydney-Los Angeles IRBS pilot and unchanged screening requirements. It anchors one sampled connection and an assumed partial-year licensing period, not disclosed revenue. ([s202.q4cdn.com](https://s202.q4cdn.com/xx.xx/files/doc_news/American-and-US-Customs-and-Border-Protection-pilot-innovative-baggage-screening-initiative-OPS-OTH-xx.xx-2025.pdf))

75. 델타항공-대한항공, 인천발 애틀랜타 노선 대상 위탁수하물 원격 검색 방식 신규 도입

- Evidence informing base-year allocation inputs; displayed values and growth are calculated: The August xx.xx 2025 announcement identifies the Incheon-Atlanta IRBS arrangement, anchoring a second sampled connection and a partial-year commercial-activity assumption without establishing contract value. ([news.delta.com](https://news.delta.com/delta-and-koreanair-launch-remote-baggage-screening-on-icn-atl-KR))
- Evidence informing forecast-year allocation inputs; displayed values and growth are calculated: The August xx.xx 2025 announcement identifies the Incheon-Atlanta IRBS arrangement, anchoring a second sampled connection and a partial-year commercial-activity assumption without establishing contract value. ([news.delta.com](https://news.delta.com/delta-and-koreanair-launch-remote-baggage-screening-on-icn-atl-KR))

76. United Launches CBP's International Remote Baggage Screening on Select International Flights

· Evidence informing base-year allocation inputs; displayed values and growth are calculated: United's September xx.xx 2025 announcement identifies daily Sydney-San Francisco service and named technology partners, anchoring a third sampled connection. It reports no attributable software or integration receipts. ([united.mediaroom.com](https://united.mediaroom.com/2025-xx.xx-xx.xx-United-Launches-CBPs-International-Remote-Baggage-Screening-on-Select-International-Flights))

· Evidence informing forecast-year allocation inputs; displayed values and growth are calculated: United's September xx.xx 2025 announcement identifies daily Sydney-San Francisco service and named technology partners, anchoring a third sampled connection. It reports no attributable software or integration receipts. ([united.mediaroom.com](https://united.mediaroom.com/2025-xx.xx-xx.xx-United-Launches-CBPs-International-Remote-Baggage-Screening-on-Select-International-Flights))

77. Airline Passengers Face Fewer Bag Checkpoints, Thanks to PNNL, Partners

· Evidence informing forecast-year allocation inputs; displayed values and growth are calculated: The August xx.xx 2026 laboratory release describes implementation on additional routes, including Seoul arrivals at Minneapolis-St. Paul and Detroit. This supports expansion direction, not the forecast connection count, realization or global share. ([pnnl.gov](https://www.pnnl.gov/news-media/airline-passengers-face-fewer-bag-checkpoints-thanks-pnnl-partners))

78. TSA awards $781.2 million to procure additional CT X-Ray scanners for airport checkpoints

· Evidence informing base-year allocation inputs; displayed values and growth are calculated: The March xx.xx 2022 announcement identifies up to USD xx.xx for procurement and maintenance of up to xx.xx systems from an OEM. This is a historical procurement-scale anchor, not annual 2025 direct-channel revenue. ([content.govdelivery.com](https://content.govdelivery.com/accounts/USDHSTSA/bulletins/30f6e5f))

· Evidence informing base-year allocation inputs; displayed values and growth are calculated: The award includes full-size automated lanes, cautioning against assigning all automation value to non-OEM integration primes; exact contractual-role attribution is not disclosed. ([content.govdelivery.com](https://content.govdelivery.com/accounts/USDHSTSA/bulletins/30f6e5f))

79. OSI Systems, Inc. - Form 10-K for the fiscal year ended June 30, 2026

· Evidence informing base-year allocation inputs; displayed values and growth are calculated: The filing describes regional direct security-product sales and direct maintenance relationships. Its broader security scope supports route coexistence, not baggage-only sales weights. ([sec.gov](https://www.sec.gov/Archives/edgar/data/xx.xx/xx.xx/osis-20260630x10k.htm))

· Evidence informing forecast-year allocation inputs; displayed values and growth are calculated: The filing describes regional direct security-product sales and direct maintenance relationships. Its broader security scope supports route coexistence, not baggage-only sales weights. ([sec.gov](https://www.sec.gov/Archives/edgar/data/xx.xx/xx.xx/osis-20260630x10k.htm))

· Evidence informing base-year allocation inputs; displayed values and growth are calculated: The company identifies a global independent-distributor network, supporting a continuing indirect route without quantifying its value share. ([sec.gov](https://www.sec.gov/Archives/edgar/data/xx.xx/xx.xx/osis-20260630x10k.htm))

· Evidence informing forecast-year allocation inputs; displayed values and growth are calculated: The company identifies a global independent-distributor network, supporting a continuing indirect route without quantifying its value share. ([sec.gov](https://www.sec.gov/Archives/edgar/data/xx.xx/xx.xx/osis-20260630x10k.htm))

· Evidence informing base-year allocation inputs; displayed values and growth are calculated: Authorized service providers are identified separately from distributors, supporting distinct technical-service attribution and access limitations. ([sec.gov](https://www.sec.gov/Archives/edgar/data/xx.xx/xx.xx/osis-20260630x10k.htm))

· Evidence informing forecast-year allocation inputs; displayed values and growth are calculated: Authorized service providers are identified separately from distributors, supporting distinct technical-service attribution and access limitations. ([sec.gov](https://www.sec.gov/Archives/edgar/data/xx.xx/xx.xx/osis-20260630x10k.htm))

80. SriLankan Airlines - Invitation for Supply, Installation, Commissioning and Maintenance of Dual View Heavy and Medium X-Ray Machines, Reference 202130407

    · Evidence informing base-year allocation inputs; displayed values and growth are calculated: The 2021 purchaser invitation permits an OEM or authorized OEM agent and requires authorization for the latter. It establishes equipment-channel eligibility, not an award or software-resale right. ([srilankan.com](https://www.srilankan.com/download/tender/TN-Invitationforsubmiss-xx.xx.pdf))

81. JFK Millennium Partners Selects K2 to Deliver State-of-the-Art Security Screening Checkpoint at new JFK Terminal 6

    · Evidence informing base-year allocation inputs; displayed values and growth are calculated: The March xx.xx 2025 appointment assigns procurement and deployment coordination across multiple technology suppliers at a future ten-gate terminal. It supports integration-prime participation and a forecast mechanism, not a disclosed share or completed 2025 revenue. ([portauthoritybuilds.com](https://www.portauthoritybuilds.com/redevelopment/us/en/jfk/planned-projects/terminal-xx.xx/news/jfk-millennium-partners-selects-k2-to-deliver-state-of-the-art-s.html))

    · Evidence informing forecast-year allocation inputs; displayed values and growth are calculated: The March xx.xx 2025 appointment assigns procurement and deployment coordination across multiple technology suppliers at a future ten-gate terminal. It supports integration-prime participation and a forecast mechanism, not a disclosed share or completed 2025 revenue. ([portauthoritybuilds.com](https://www.portauthoritybuilds.com/redevelopment/us/en/jfk/planned-projects/terminal-xx.xx/news/jfk-millennium-partners-selects-k2-to-deliver-state-of-the-art-s.html))

    · Evidence informing base-year allocation inputs; displayed values and growth are calculated: The March xx.xx 2025 appointment covers baggage CT and automated bin-return equipment for a future xx.xx-gate terminal, with phased opening planned for 2026-2028. It establishes new-installation activity, not attributable 2025 receipts; wider airport investment and person-only technologies are excluded.

    · Evidence informing forecast-year allocation inputs; displayed values and growth are calculated: The March xx.xx 2025 appointment covers baggage CT and automated bin-return equipment for a future xx.xx-gate terminal, with phased opening planned for 2026-2028. It establishes new-installation activity, not attributable 2025 receipts; wider airport investment and person-only technologies are excluded.

82. CATSA Corporate Plan 2024-25 to 2028-29 Summary - Key Corporate Risks

    · Evidence informing base-year allocation inputs; displayed values and growth are calculated: The authority reports transferring maintenance of most screening equipment to KPrime in 2023/xx.xx. This establishes a separately contracted maintenance relationship, without a baggage-only payment split. ([catsa-acsta.gc.ca](https://www.catsa-acsta.gc.ca/en/publications/key-corporate-risks))

83. Leidos wins TSA logistics contract

    · Evidence informing base-year allocation inputs; displayed values and growth are calculated: The January xx.xx 2025 announcement describes an eight-year, USD xx.xx maximum sustainment contract covering xx.xx equipment units at over xx.xx locations with manufacturer coordination. Annualization and baggage/third-party attribution in the model are explicit assumptions. ([leidos.com](https://www.leidos.com/insights/leidos-wins-tsa-logistics-contract))

    · Evidence informing forecast-year allocation inputs; displayed values and growth are calculated: The January xx.xx 2025 announcement describes an eight-year, USD xx.xx maximum sustainment contract covering xx.xx equipment units at over xx.xx locations with manufacturer coordination. Annualization and baggage/third-party attribution in the model are explicit assumptions. ([leidos.com](https://www.leidos.com/insights/leidos-wins-tsa-logistics-contract))

84. Checkpoint Transformation: Malta International Airport Streamlines Passenger Flow with Smiths Detection
    - Evidence informing base-year allocation inputs; displayed values and growth are calculated: Seven conventional automated lanes were replaced by six CT-equipped lanes, with final commissioning in January 2025. This is a counterexample to equating capacity improvement with net additional equipment.
    - Evidence informing forecast-year allocation inputs; displayed values and growth are calculated: Seven conventional automated lanes were replaced by six CT-equipped lanes, with final commissioning in January 2025. This is a counterexample to equating capacity improvement with net additional equipment.
    - Evidence informing base-year allocation inputs; displayed values and growth are calculated: The complete checkpoint replacement illustrates why an offering described commercially as an upgrade can belong to System Replacement. The seven-year service commitment is not counted wholly as installation-year revenue.
    - Evidence informing forecast-year allocation inputs; displayed values and growth are calculated: The complete checkpoint replacement illustrates why an offering described commercially as an upgrade can belong to System Replacement. The seven-year service commitment is not counted wholly as installation-year revenue.
85. iCMORE - Smiths Detection
    - Evidence informing forecast-year allocation inputs; displayed values and growth are calculated: The current commercial offering describes a software-upgrade path while qualifying additional hardware requirements by machine type and age. This constrains forecast eligibility assumptions; product availability does not measure adoption or revenue.

17.5. ASEAN

Table 384. ASEAN Airport Baggage Screening Systems Market, by Country growth contribution, 2025-2032

Category	2025 value (USD Million)	2032 value (USD Million)	Added value (USD Million)	2025 share (%)	2032 share (%)	Change (pp)	Growth share (%)	CAGR (%)
Brunei	xx.xx	xx.xx	xx.xx	xx.xx	xx.xx	xx.xx	xx.xx	xx.xx
Cambodia	xx.xx	xx.xx	xx.xx	xx.xx	xx.xx	xx.xx	xx.xx	xx.xx
Indonesia	xx.xx	xx.xx	xx.xx	xx.xx	xx.xx	xx.xx	xx.xx	xx.xx
Lao People's Democratic Republic	xx.xx	xx.xx	xx.xx	xx.xx	xx.xx	xx.xx	xx.xx	xx.xx
Malaysia	xx.xx	xx.xx	xx.xx	xx.xx	xx.xx	xx.xx	xx.xx	xx.xx
Myanmar	xx.xx	xx.xx	xx.xx	xx.xx	xx.xx	xx.xx	xx.xx	xx.xx
Philippines	xx.xx	xx.xx	xx.xx	xx.xx	xx.xx	xx.xx	xx.xx	xx.xx
Singapore	xx.xx	xx.xx	xx.xx	xx.xx	xx.xx	xx.xx	xx.xx	xx.xx
Thailand	xx.xx	xx.xx	xx.xx	xx.xx	xx.xx	xx.xx	xx.xx	xx.xx
Vietnam	xx.xx	xx.xx	xx.xx	xx.xx	xx.xx	xx.xx	xx.xx	xx.xx
Scope total	**xx.xx**	**xx.xx**	**xx.xx**	**xx.xx**	**xx.xx**	**xx.xx**	**xx.xx**	**xx.xx**

Table 385. ASEAN Airport Baggage Screening Systems Market Size, by Group, 2017-2040 (USD Million)

Group	2017	2024	2025	2026	2027	2032	2040	CAGR (%)
Brunei	xx.xx	xx.xx	xx.xx	xx.xx	xx.xx	xx.xx	xx.xx	xx.xx
Cambodia	xx.xx	xx.xx	xx.xx	xx.xx	xx.xx	xx.xx	xx.xx	xx.xx
Indonesia	xx.xx	xx.xx	xx.xx	xx.xx	xx.xx	xx.xx	xx.xx	xx.xx
Lao People's Democratic Republic	xx.xx	xx.xx	xx.xx	xx.xx	xx.xx	xx.xx	xx.xx	xx.xx
Malaysia	xx.xx	xx.xx	xx.xx	xx.xx	xx.xx	xx.xx	xx.xx	xx.xx
Myanmar	xx.xx	xx.xx	xx.xx	xx.xx	xx.xx	xx.xx	xx.xx	xx.xx
Philippines	xx.xx	xx.xx	xx.xx	xx.xx	xx.xx	xx.xx	xx.xx	xx.xx
Singapore	xx.xx	xx.xx	xx.xx	xx.xx	xx.xx	xx.xx	xx.xx	xx.xx
Thailand	xx.xx	xx.xx	xx.xx	xx.xx	xx.xx	xx.xx	xx.xx	xx.xx
Vietnam	xx.xx	xx.xx	xx.xx	xx.xx	xx.xx	xx.xx	xx.xx	xx.xx

Table 386. ASEAN Airport Baggage Screening Systems Market Size, by Offering, 2017-2040 (USD Million)

Offering	2017	2024	2025	2026	2027	2032	2040	CAGR (%)
Detection Equipment	xx.xx	xx.xx	xx.xx	xx.xx	xx.xx	xx.xx	xx.xx	xx.xx
Replacement Parts and Consumables	xx.xx	xx.xx	xx.xx	xx.xx	xx.xx	xx.xx	xx.xx	xx.xx
Screening Automation Equipment	xx.xx	xx.xx	xx.xx	xx.xx	xx.xx	xx.xx	xx.xx	xx.xx
Screening Software	xx.xx	xx.xx	xx.xx	xx.xx	xx.xx	xx.xx	xx.xx	xx.xx
System Services	xx.xx	xx.xx	xx.xx	xx.xx	xx.xx	xx.xx	xx.xx	xx.xx
Total	**xx.xx**	**xx.xx**	**xx.xx**	**xx.xx**	**xx.xx**	**xx.xx**	**xx.xx**	**xx.xx**

Table 387. ASEAN Airport Baggage Screening Systems Market Size, by Detection Equipment, 2017-2040 (USD Million)

Detection Equipment	2017	2024	2025	2026	2027	2032	2040	CAGR (%)
Baggage Inspection Systems	xx.xx	xx.xx	xx.xx	xx.xx	xx.xx	xx.xx	xx.xx	xx.xx
Explosive Trace Detectors	xx.xx	xx.xx	xx.xx	xx.xx	xx.xx	xx.xx	xx.xx	xx.xx
Liquid and Bulk Material Analyzers	xx.xx	xx.xx	xx.xx	xx.xx	xx.xx	xx.xx	xx.xx	xx.xx
Total	**xx.xx**	**xx.xx**	**xx.xx**	**xx.xx**	**xx.xx**	**xx.xx**	**xx.xx**	**xx.xx**

Table 388. ASEAN Airport Baggage Screening Systems Market Size, by System Services, 2017-2040 (USD Million)

System Services	2017	2024	2025	2026	2027	2032	2040	CAGR (%)
Equipment Training Services	xx.xx	xx.xx	xx.xx	xx.xx	xx.xx	xx.xx	xx.xx	xx.xx
Installation, Integration, and Commissioning Services	xx.xx	xx.xx	xx.xx	xx.xx	xx.xx	xx.xx	xx.xx	xx.xx
Maintenance, Repair, and Technical Support	xx.xx	xx.xx	xx.xx	xx.xx	xx.xx	xx.xx	xx.xx	xx.xx
Planning and Engineering Services	xx.xx	xx.xx	xx.xx	xx.xx	xx.xx	xx.xx	xx.xx	xx.xx
Total	**xx.xx**	**xx.xx**	**xx.xx**	**xx.xx**	**xx.xx**	**xx.xx**	**xx.xx**	**xx.xx**

Table 389. ASEAN Airport Baggage Screening Systems Market Size, by Replacement Parts and Consumables, 2017-2040 (USD Million)

Replacement Parts and Consumables	2017	2024	2025	2026	2027	2032	2040	CAGR (%)
Detection Consumables	xx.xx	xx.xx	xx.xx	xx.xx	xx.xx	xx.xx	xx.xx	xx.xx
Replacement Parts and Upgrade Kits	xx.xx	xx.xx	xx.xx	xx.xx	xx.xx	xx.xx	xx.xx	xx.xx
Total	**xx.xx**	**xx.xx**	**xx.xx**	**xx.xx**	**xx.xx**	**xx.xx**	**xx.xx**	**xx.xx**

Table 390. ASEAN Airport Baggage Screening Systems Market Size, by Screening Automation Equipment, 2017-2040 (USD Million)

Screening Automation Equipment	2017	2024	2025	2026	2027	2032	2040	CAGR (%)
Screening Conveyors and Sortation Equipment	xx.xx	xx.xx	xx.xx	xx.xx	xx.xx	xx.xx	xx.xx	xx.xx
Screening Lanes and Tray-Return Systems	xx.xx	xx.xx	xx.xx	xx.xx	xx.xx	xx.xx	xx.xx	xx.xx
Total	**xx.xx**	**xx.xx**	**xx.xx**	**xx.xx**	**xx.xx**	**xx.xx**	**xx.xx**	**xx.xx**

Table 391. ASEAN Airport Baggage Screening Systems Market Size, by Screening Software, 2017-2040 (USD Million)

Screening Software	2017	2024	2025	2026	2027	2032	2040	CAGR (%)
Automated Threat Detection Software	xx.xx	xx.xx	xx.xx	xx.xx	xx.xx	xx.xx	xx.xx	xx.xx
Image Review and Management Software	xx.xx	xx.xx	xx.xx	xx.xx	xx.xx	xx.xx	xx.xx	xx.xx
Screener Training and Quality Assurance Software	xx.xx	xx.xx	xx.xx	xx.xx	xx.xx	xx.xx	xx.xx	xx.xx
Screening Connectivity and Fleet Management Software	xx.xx	xx.xx	xx.xx	xx.xx	xx.xx	xx.xx	xx.xx	xx.xx
Total	**xx.xx**	**xx.xx**	**xx.xx**	**xx.xx**	**xx.xx**	**xx.xx**	**xx.xx**	**xx.xx**

Table 392. ASEAN Airport Baggage Screening Systems Market Size, by Detection Platform, 2017-2040 (USD Million)

Detection Platform	2017	2024	2025	2026	2027	2032	2040	CAGR (%)
Chemiluminescence Detection	xx.xx	xx.xx	xx.xx	xx.xx	xx.xx	xx.xx	xx.xx	xx.xx
Dielectric and Microwave Analysis	xx.xx	xx.xx	xx.xx	xx.xx	xx.xx	xx.xx	xx.xx	xx.xx
Fluorescence Detection	xx.xx	xx.xx	xx.xx	xx.xx	xx.xx	xx.xx	xx.xx	xx.xx
Integrated Multimodal Detection	xx.xx	xx.xx	xx.xx	xx.xx	xx.xx	xx.xx	xx.xx	xx.xx
Ion Mobility Spectrometry	xx.xx	xx.xx	xx.xx	xx.xx	xx.xx	xx.xx	xx.xx	xx.xx
Magnetic Resonance	xx.xx	xx.xx	xx.xx	xx.xx	xx.xx	xx.xx	xx.xx	xx.xx
Mass Spectrometry	xx.xx	xx.xx	xx.xx	xx.xx	xx.xx	xx.xx	xx.xx	xx.xx
Projection X-Ray Imaging	xx.xx	xx.xx	xx.xx	xx.xx	xx.xx	xx.xx	xx.xx	xx.xx
Raman Spectroscopy	xx.xx	xx.xx	xx.xx	xx.xx	xx.xx	xx.xx	xx.xx	xx.xx
Thermo-Redox Detection	xx.xx	xx.xx	xx.xx	xx.xx	xx.xx	xx.xx	xx.xx	xx.xx
X-Ray Computed Tomography	xx.xx	xx.xx	xx.xx	xx.xx	xx.xx	xx.xx	xx.xx	xx.xx
X-Ray Diffraction	xx.xx	xx.xx	xx.xx	xx.xx	xx.xx	xx.xx	xx.xx	xx.xx
Others	xx.xx	xx.xx	xx.xx	xx.xx	xx.xx	xx.xx	xx.xx	xx.xx
Total	**xx.xx**	**xx.xx**	**xx.xx**	**xx.xx**	**xx.xx**	**xx.xx**	**xx.xx**	**xx.xx**

Table 393. ASEAN Airport Baggage Screening Systems Market Size, by Projection X-Ray Imaging, 2017-2040 (USD Million)

Projection X-Ray Imaging	2017	2024	2025	2026	2027	2032	2040	CAGR (%)
Multiview X-Ray Imaging	xx.xx	xx.xx	xx.xx	xx.xx	xx.xx	xx.xx	xx.xx	xx.xx
Single-View X-Ray Imaging	xx.xx	xx.xx	xx.xx	xx.xx	xx.xx	xx.xx	xx.xx	xx.xx
Total	**xx.xx**	**xx.xx**	**xx.xx**	**xx.xx**	**xx.xx**	**xx.xx**	**xx.xx**	**xx.xx**

Table 394. ASEAN Airport Baggage Screening Systems Market Size, by Interoperability Architecture, 2017-2040 (USD Million)

Interoperability Architecture	2017	2024	2025	2026	2027	2032	2040	CAGR (%)
Closed Proprietary Architecture	xx.xx	xx.xx	xx.xx	xx.xx	xx.xx	xx.xx	xx.xx	xx.xx
Open Standards-Based Interoperability	xx.xx	xx.xx	xx.xx	xx.xx	xx.xx	xx.xx	xx.xx	xx.xx
Vendor-Specific Integration	xx.xx	xx.xx	xx.xx	xx.xx	xx.xx	xx.xx	xx.xx	xx.xx
Total	**xx.xx**	**xx.xx**	**xx.xx**	**xx.xx**	**xx.xx**	**xx.xx**	**xx.xx**	**xx.xx**

Table 395. ASEAN Airport Baggage Screening Systems Market Size, by Screening Application, 2017-2040 (USD Million)

Screening Application	2017	2024	2025	2026	2027	2032	2040	CAGR (%)
Customs and Border Baggage Inspection	xx.xx	xx.xx	xx.xx	xx.xx	xx.xx	xx.xx	xx.xx	xx.xx
Non-Passenger Property Screening	xx.xx	xx.xx	xx.xx	xx.xx	xx.xx	xx.xx	xx.xx	xx.xx
Passenger Cabin Baggage Screening	xx.xx	xx.xx	xx.xx	xx.xx	xx.xx	xx.xx	xx.xx	xx.xx
Passenger Checked Baggage Screening	xx.xx	xx.xx	xx.xx	xx.xx	xx.xx	xx.xx	xx.xx	xx.xx
Terminal-Entrance Baggage Screening	xx.xx	xx.xx	xx.xx	xx.xx	xx.xx	xx.xx	xx.xx	xx.xx
Total	**xx.xx**	**xx.xx**	**xx.xx**	**xx.xx**	**xx.xx**	**xx.xx**	**xx.xx**	**xx.xx**

Table 396. ASEAN Airport Baggage Screening Systems Market Size, by Purchasing Organization, 2017-2040 (USD Million)

Purchasing Organization	2017	2024	2025	2026	2027	2032	2040	CAGR (%)
Airlines	xx.xx	xx.xx	xx.xx	xx.xx	xx.xx	xx.xx	xx.xx	xx.xx
Airport and Terminal Operators	xx.xx	xx.xx	xx.xx	xx.xx	xx.xx	xx.xx	xx.xx	xx.xx
Contract Screening Operators	xx.xx	xx.xx	xx.xx	xx.xx	xx.xx	xx.xx	xx.xx	xx.xx
Customs and Border Authorities	xx.xx	xx.xx	xx.xx	xx.xx	xx.xx	xx.xx	xx.xx	xx.xx
Public Aviation Security Agencies	xx.xx	xx.xx	xx.xx	xx.xx	xx.xx	xx.xx	xx.xx	xx.xx
Total	**xx.xx**	**xx.xx**	**xx.xx**	**xx.xx**	**xx.xx**	**xx.xx**	**xx.xx**	**xx.xx**

Table 397. ASEAN Airport Baggage Screening Systems Market Size, by System Integration, 2017-2040 (USD Million)

System Integration	2017	2024	2025	2026	2027	2032	2040	CAGR (%)
Baggage Handling-Integrated Systems	xx.xx	xx.xx	xx.xx	xx.xx	xx.xx	xx.xx	xx.xx	xx.xx
Checkpoint Lane-Integrated Systems	xx.xx	xx.xx	xx.xx	xx.xx	xx.xx	xx.xx	xx.xx	xx.xx
Standalone Screening Systems	xx.xx	xx.xx	xx.xx	xx.xx	xx.xx	xx.xx	xx.xx	xx.xx
Total	**xx.xx**	**xx.xx**	**xx.xx**	**xx.xx**	**xx.xx**	**xx.xx**	**xx.xx**	**xx.xx**

Table 398. ASEAN Airport Baggage Screening Systems Market Size, by Image Review Location, 2017-2040 (USD Million)

Image Review Location	2017	2024	2025	2026	2027	2032	2040	CAGR (%)
Hybrid Image Review	xx.xx	xx.xx	xx.xx	xx.xx	xx.xx	xx.xx	xx.xx	xx.xx
Local Image Review	xx.xx	xx.xx	xx.xx	xx.xx	xx.xx	xx.xx	xx.xx	xx.xx
Off-Site Remote Image Review	xx.xx	xx.xx	xx.xx	xx.xx	xx.xx	xx.xx	xx.xx	xx.xx
On-Site Remote Image Review	xx.xx	xx.xx	xx.xx	xx.xx	xx.xx	xx.xx	xx.xx	xx.xx
Others	xx.xx	xx.xx	xx.xx	xx.xx	xx.xx	xx.xx	xx.xx	xx.xx
Total	**xx.xx**	**xx.xx**	**xx.xx**	**xx.xx**	**xx.xx**	**xx.xx**	**xx.xx**	**xx.xx**

Table 399. ASEAN Airport Baggage Screening Systems Market Size, by Procurement Channel, 2017-2040 (USD Million)

Procurement Channel	2017	2024	2025	2026	2027	2032	2040	CAGR (%)
Direct Technology Suppliers	xx.xx	xx.xx	xx.xx	xx.xx	xx.xx	xx.xx	xx.xx	xx.xx
Distributors and Resellers	xx.xx	xx.xx	xx.xx	xx.xx	xx.xx	xx.xx	xx.xx	xx.xx
Independent Technical Service Providers	xx.xx	xx.xx	xx.xx	xx.xx	xx.xx	xx.xx	xx.xx	xx.xx
Systems Integration Primes	xx.xx	xx.xx	xx.xx	xx.xx	xx.xx	xx.xx	xx.xx	xx.xx
Total	**xx.xx**	**xx.xx**	**xx.xx**	**xx.xx**	**xx.xx**	**xx.xx**	**xx.xx**	**xx.xx**

Table 400. ASEAN Airport Baggage Screening Systems Market Size, by Investment Purpose, 2017-2040 (USD Million)

Investment Purpose	2017	2024	2025	2026	2027	2032	2040	CAGR (%)
New Installations and Capacity Expansion	xx.xx	xx.xx	xx.xx	xx.xx	xx.xx	xx.xx	xx.xx	xx.xx
Retrofits and Upgrades	xx.xx	xx.xx	xx.xx	xx.xx	xx.xx	xx.xx	xx.xx	xx.xx
System Replacement	xx.xx	xx.xx	xx.xx	xx.xx	xx.xx	xx.xx	xx.xx	xx.xx
Others	xx.xx	xx.xx	xx.xx	xx.xx	xx.xx	xx.xx	xx.xx	xx.xx
Total	**xx.xx**	**xx.xx**	**xx.xx**	**xx.xx**	**xx.xx**	**xx.xx**	**xx.xx**	**xx.xx**

Sources & Evidence

1. House Report 119-173 - Department of Homeland Security Appropriations Bill, 2026

   · Evidence informing the 2030 market-value input; displayed series and growth include calculations: The aging installed fleet supports replacement demand, but does not establish the forecast's realization dates or annual purchasing rate. ([govinfo.gov](https://www.govinfo.gov/content/pkg/CRPT-119hrpt173/html/CRPT-119hrpt173.htm))

   · Evidence informing forecast-year allocation inputs; displayed values and growth are calculated: The report identifies xx.xx end-of-life systems within a xx.xx-system checked-baggage fleet. This constrains renewal exposure, not realized annual purchasing or a verified global replacement deadline.

   · Evidence informing base-year allocation inputs; displayed values and growth are calculated: Reports a TSA checked-baggage fleet of xx.xx EDS, including xx.xx at end-of-life, and assigns purchase, installation and maintenance responsibilities to TSA. Supports agency fleet calibration and renewal pressure, not the assumed forecast uplift.

   · Evidence informing forecast-year allocation inputs; displayed values and growth are calculated: Reports a TSA checked-baggage fleet of xx.xx EDS, including xx.xx at end-of-life, and assigns purchase, installation and maintenance responsibilities to TSA. Supports agency fleet calibration and renewal pressure, not the assumed forecast uplift.

   · Evidence informing forecast-year allocation inputs; displayed values and growth are calculated: The report identifies xx.xx end-of-life EDS within a xx.xx-unit U.S. checked-baggage fleet, citing the FY2024 capital plan. The derived xx.xx% backlog constrains the aging-fleet premise, but is neither an annual turnover rate nor a funded global replacement forecast.

2. GAO-24-106573 - DHS Annual Assessment: Most Programs Are Meeting Current Goals, but Some Continue to Face Cost and Schedule Challenges

- Evidence informing the 2026 market-value input; displayed series and growth include calculations: Reports plans for xx.xx checkpoint systems and xx.xx increment-one deployments by September 2023; supports an incomplete replacement cycle rather than universal CT adoption. ([gao.gov](https://www.gao.gov/assets/gao-xx.xx-xx.xx.pdf))
- Evidence informing base-year allocation inputs; displayed values and growth are calculated: Reports xx.xx AT/CT, xx.xx base, xx.xx mid-size and xx.xx full-size deployments by September 2023; supplies configuration proxies and an incomplete-renewal constraint, not contractual architecture shares. ([gao.gov](https://www.gao.gov/assets/gao-xx.xx-xx.xx.pdf))
- Evidence informing forecast-year allocation inputs; displayed values and growth are calculated: Reports xx.xx AT/CT, xx.xx base, xx.xx mid-size and xx.xx full-size deployments by September 2023; supplies configuration proxies and an incomplete-renewal constraint, not contractual architecture shares. ([gao.gov](https://www.gao.gov/assets/gao-xx.xx-xx.xx.pdf))
- Evidence informing base-year allocation inputs; displayed values and growth are calculated: The deployed configuration mix underlies the xx.xx/xx.xx newer-cohort and xx.xx/xx.xx older-cohort proxy calculations; global and contractual attribution remain modeled. ([gao.gov](https://www.gao.gov/assets/gao-xx.xx-xx.xx.pdf))
- Evidence informing forecast-year allocation inputs; displayed values and growth are calculated: The deployed configuration mix underlies the xx.xx/xx.xx newer-cohort and xx.xx/xx.xx older-cohort proxy calculations; global and contractual attribution remain modeled. ([gao.gov](https://www.gao.gov/assets/gao-xx.xx-xx.xx.pdf))
- Evidence informing base-year allocation inputs; displayed values and growth are calculated: The assessment records xx.xx checkpoint systems deployed by September 2023 against an eventual xx.xx-system program. This supports an incomplete replacement cycle and qualifies any assumption of universal CT adoption.
- Evidence informing forecast-year allocation inputs; displayed values and growth are calculated: The assessment records xx.xx checkpoint systems deployed by September 2023 against an eventual xx.xx-system program. This supports an incomplete replacement cycle and qualifies any assumption of universal CT adoption.
- Evidence informing base-year allocation inputs; displayed values and growth are calculated: Reports a September 2023 U.S. CT cohort containing xx.xx AT/CT and xx.xx base systems, providing counterevidence to assigning all CT activity automatically to integrated lanes.
- Evidence informing forecast-year allocation inputs; displayed values and growth are calculated: Reports a September 2023 U.S. CT cohort containing xx.xx AT/CT and xx.xx base systems, providing counterevidence to assigning all CT activity automatically to integrated lanes.
- Evidence informing base-year allocation inputs; displayed values and growth are calculated: Reports xx.xx mid-size and xx.xx full-size systems within xx.xx deployed CT systems; supports differentiated configuration assumptions rather than treating technology adoption as an integration-share observation.
- Evidence informing forecast-year allocation inputs; displayed values and growth are calculated: Reports xx.xx mid-size and xx.xx full-size systems within xx.xx deployed CT systems; supports differentiated configuration assumptions rather than treating technology adoption as an integration-share observation.
- Evidence informing base-year allocation inputs; displayed values and growth are calculated: The 2024 assessment records xx.xx checkpoint deployments as of September 2023 against xx.xx planned systems replacing aging equipment. It supports staged renewal, but does not establish current deployment completion or the modeled 2032 share.
- Evidence informing forecast-year allocation inputs; displayed values and growth are calculated: The 2024 assessment records xx.xx checkpoint deployments as of September 2023 against xx.xx planned systems replacing aging equipment. It supports staged renewal, but does not establish current deployment completion or the modeled 2032 share.
- Evidence informing forecast-year allocation inputs; displayed values and growth are calculated: The program separately anticipates enhancements to fielded systems, supporting a retained-equipment commercial pathway without supplying an attributable upgrade-revenue split.

3. Global Airport Passenger Traffic Reaches Record 9.8 Billion in 2025, Airports Council International World reports

   · Evidence informing the 2026 market-value input; displayed series and growth include calculations: Reports cooling passenger-growth momentum in 2026, supporting moderation of traffic-driven equipment expansion despite continuing replacement demand.
   ([aci.aero](https://aci.aero/2026/xx.xx/xx.xx/global-airport-passenger-traffic-reaches-record-xx.xx-xx.xx-billion-in-2025-airports-council-international-world-reports/))

4. Smiths Group PLC - Full Year Results for the 12 Months Ended 31 July 2025

- Evidence informing the 2024 market-value input; displayed series and growth include calculations: Discloses aviation original-equipment revenue of xx.xx and aftermarket revenue of xx.xx for FY2024; supplies historical cycle proxies. ([www-live.smiths.com](https://www-live.smiths.com/media/snqpxwkd/smiths-group-plc-annual-results-2025-press-release.pdf))
- Evidence informing the 2027 market-value input; displayed series and growth include calculations: Reports approximately xx.xx cumulative CTiX sales and continuing aviation upgrade demand; supports replacement activity, not an observed global forecast. ([www-live.smiths.com](https://www-live.smiths.com/media/snqpxwkd/smiths-group-plc-annual-results-2025-press-release.pdf))
- Evidence informing base-year allocation inputs; displayed values and growth are calculated: FY2025 aviation original-equipment revenue of GBP xx.xx provides an independent equipment-activity scale check, not a global category share. ([www-live.smiths.com](https://www-live.smiths.com/media/snqpxwkd/smiths-group-plc-annual-results-2025-press-release.pdf))
- Evidence informing forecast-year allocation inputs; displayed values and growth are calculated: FY2025 aviation original-equipment revenue of GBP xx.xx provides an independent equipment-activity scale check, not a global category share. ([www-live.smiths.com](https://www-live.smiths.com/media/snqpxwkd/smiths-group-plc-annual-results-2025-press-release.pdf))
- Evidence informing base-year allocation inputs; displayed values and growth are calculated: Approximately xx.xx cumulative CTiX sales corroborate commercial imaging activity and replacement demand; they do not measure annual global sales. ([www-live.smiths.com](https://www-live.smiths.com/media/snqpxwkd/smiths-group-plc-annual-results-2025-press-release.pdf))
- Evidence informing forecast-year allocation inputs; displayed values and growth are calculated: Approximately xx.xx cumulative CTiX sales corroborate commercial imaging activity and replacement demand; they do not measure annual global sales. ([www-live.smiths.com](https://www-live.smiths.com/media/snqpxwkd/smiths-group-plc-annual-results-2025-press-release.pdf))
- Evidence informing base-year allocation inputs; displayed values and growth are calculated: GBP xx.xx aviation aftermarket revenue supports lifecycle materiality while qualifying transfer of one supplier's mix to the global service allocation. ([www-live.smiths.com](https://www-live.smiths.com/media/snqpxwkd/smiths-group-plc-annual-results-2025-press-release.pdf))
- Evidence informing forecast-year allocation inputs; displayed values and growth are calculated: GBP xx.xx aviation aftermarket revenue supports lifecycle materiality while qualifying transfer of one supplier's mix to the global service allocation. ([www-live.smiths.com](https://www-live.smiths.com/media/snqpxwkd/smiths-group-plc-annual-results-2025-press-release.pdf))
- Evidence informing base-year allocation inputs; displayed values and growth are calculated: Reports approximately xx.xx cumulative CTiX sales and continuing aviation upgrade demand; cumulative sales constrain commercial scale but are not annual global shipments. ([www-live.smiths.com](https://www-live.smiths.com/media/snqpxwkd/smiths-group-plc-annual-results-2025-press-release.pdf))
- Evidence informing forecast-year allocation inputs; displayed values and growth are calculated: Reports approximately xx.xx cumulative CTiX sales and continuing aviation upgrade demand; cumulative sales constrain commercial scale but are not annual global shipments. ([www-live.smiths.com](https://www-live.smiths.com/media/snqpxwkd/smiths-group-plc-annual-results-2025-press-release.pdf))
- Evidence informing base-year allocation inputs; displayed values and growth are calculated: Reports four operating XDi units as of July 2025 and pending regulatory certification, constraining the small XRD cohort and qualifying aggressive commercialization assumptions.
- Evidence informing forecast-year allocation inputs; displayed values and growth are calculated: Reports four operating XDi units as of July 2025 and pending regulatory certification, constraining the small XRD cohort and qualifying aggressive commercialization assumptions.
- Evidence informing forecast-year allocation inputs; displayed values and growth are calculated: Reported checkpoint modernization provides a commercial reason to model substitution from discrete legacy offerings; the filing does not disclose standalone configuration revenue.
- Evidence informing forecast-year allocation inputs; displayed values and growth are calculated: FY2025

5. Smiths Group PLC - Annual Report & Accounts FY2023
   - Evidence informing the 2022 market-value input; displayed series and growth include calculations: Reports FY2022 aviation original-equipment revenue of xx.xx, used as a dimensionless historical capital-cycle proxy. ([www-live.smiths.com](https://www-live.smiths.com/media/phjp1j44/smiths-annual-report-2023.pdf))
   - Evidence informing the 2023 market-value input; displayed series and growth include calculations: Reports FY2023 aviation original-equipment revenue of xx.xx and aftermarket revenue of xx.xx; supports the modeled recovery direction. ([www-live.smiths.com](https://www-live.smiths.com/media/phjp1j44/smiths-annual-report-2023.pdf))
6. Smiths Group PLC - Annual Report FY2022
   - Evidence informing the 2021 market-value input; displayed series and growth include calculations: Reports FY2021 aviation revenue of xx.xx, providing a historical purchasing-cycle reference rather than a global observation. ([www-live.smiths.com](https://www-live.smiths.com/media/xjvdpblr/smiths-annual-report-2022-report.pdf))
   - Evidence informing the 2022 market-value input; displayed series and growth include calculations: Reports FY2022 aviation revenue of xx.xx and continued weakness in aviation original equipment; supports a delayed capital-spending trough. ([www-live.smiths.com](https://www-live.smiths.com/media/xjvdpblr/smiths-annual-report-2022-report.pdf))
7. Smiths Group PLC - Annual Results for the Year Ended 31 July 2019
   - Evidence informing the 2018 market-value input; displayed series and growth include calculations: Reports FY2018 aviation revenue of xx.xx, supplying the historical comparison underlying the backcast. ([smiths.com](https://www.smiths.com/media/u4wla1bw/smiths-group-plc-annual-results-2019-press-release.pdf))
   - Evidence informing the 2019 market-value input; displayed series and growth include calculations: Reports FY2019 aviation revenue of xx.xx and customer delivery deferrals, qualifying a traffic-only growth model. ([smiths.com](https://www.smiths.com/media/u4wla1bw/smiths-group-plc-annual-results-2019-press-release.pdf))
   - Evidence informing the 2020 market-value input; displayed series and growth include calculations: Identifies deliveries deferred into FY2020; supports the possibility of backlog-supported spending despite a contemporaneous traffic shock, not the exact modeled growth rate. ([smiths.com](https://www.smiths.com/media/u4wla1bw/smiths-group-plc-annual-results-2019-press-release.pdf))
8. ACI World - The High-Wire Balancing Act: Global Air Transport Demand in 2018 and 2019
   - Evidence informing the 2017 market-value input; displayed series and growth include calculations: Reports xx.xx airport passengers and xx.xx% growth in 2018; the growth observation informs the 2017 backcast bridge. ([blog.aci.aero](https://blog.aci.aero/airport-economics/the-high-wire-balancing-act-global-air-transport-demand-in-2018-and-2019/))
   - Evidence informing the 2018 market-value input; displayed series and growth include calculations: Provides the observed 2018 traffic-growth reference, not an equipment-market growth observation. ([blog.aci.aero](https://blog.aci.aero/airport-economics/the-high-wire-balancing-act-global-air-transport-demand-in-2018-and-2019/))
9. ICAO A42-WP/556 - State of the Industry and Outlook for Airport Traffic, Presented by ACI
   - Evidence informing the 2020 market-value input; displayed series and growth include calculations: Records the collapse from xx.xx airport passengers in 2019 to xx.xx in 2020; constrains the shock and funding-risk interpretation. ([icao.int](https://www.icao.int/sites/default/files/Meetings/a42/Documents/WP/wp_556_en.pdf))
   - Evidence informing the 2021 market-value input; displayed series and growth include calculations: Reports xx.xx airport passengers in 2021, supporting a prolonged funding and activity shock. ([icao.int](https://www.icao.int/sites/default/files/Meetings/a42/Documents/WP/wp_556_en.pdf))
   - Evidence informing the 2023 market-value input; displayed series and growth include calculations: Reports xx.xx airport passengers in 2023; traffic recovery is distinguished from equipment purchasing. ([icao.int](https://www.icao.int/sites/default/files/Meetings/a42/Documents/WP/wp_556_en.pdf))
   - Evidence informing the 2024 market-value input; displayed series and growth include calculations: Reports xx.xx airport passengers in 2024, providing a demand recovery cross-check. ([icao.int](https://www.icao.int/sites/default/files/Meetings/a42/Documents/WP/wp_556_en.pdf))

10. Port of Seattle - Baggage Handling System Optimization
    - Evidence informing the 2029 market-value input; displayed series and growth include calculations: Seattle plans to consolidate six baggage-screening systems, increase supported passenger capacity, and reduce screening-machine demand. Supports integration spending without one-for-one detector growth. ([portseattle.org](https://www.portseattle.org/projects/baggage-handling-system-optimization))
    - Evidence informing the 2032 market-value input; displayed series and growth include calculations: The consolidation example constrains equipment-volume assumptions; its whole baggage-handling project value is excluded from market sizing. ([portseattle.org](https://www.portseattle.org/projects/baggage-handling-system-optimization))
    - Evidence informing the 2040 market-value input; displayed series and growth include calculations: Provides a commercial counterexample to extrapolating passenger growth directly into machine counts throughout the long-range forecast. ([portseattle.org](https://www.portseattle.org/projects/baggage-handling-system-optimization))
    - Evidence informing forecast-year allocation inputs; displayed values and growth are calculated: Consolidation of six systems with reduced machine demand qualifies a traffic-to-detector-volume forecast. ([portseattle.org](https://www.portseattle.org/projects/baggage-handling-system-optimization))
    - Evidence informing forecast-year allocation inputs; displayed values and growth are calculated: The consolidation project supports integration-driven conveyor demand, but its whole-project value is excluded. ([portseattle.org](https://www.portseattle.org/projects/baggage-handling-system-optimization))
    - Evidence informing forecast-year allocation inputs; displayed values and growth are calculated: Brownfield consolidation supports the integration-demand premise, not the forecast's exact service growth factor. ([portseattle.org](https://www.portseattle.org/projects/baggage-handling-system-optimization))
    - Evidence informing forecast-year allocation inputs; displayed values and growth are calculated: The airport replaces six separate screening systems with centralized screening and expects reduced screening-machine demand while expanding capacity. This supplies a counterforce to volume-only checked-baggage forecasting.
    - Evidence informing base-year allocation inputs; displayed values and growth are calculated: Seattle is consolidating six screening systems, expects reduced screening-machine demand and schedules final-phase completion in 2029. Supports integration demand while constraining detector-volume growth; the whole-project budget is excluded.
    - Evidence informing forecast-year allocation inputs; displayed values and growth are calculated: Seattle is consolidating six screening systems, expects reduced screening-machine demand and schedules final-phase completion in 2029. Supports integration demand while constraining detector-volume growth; the whole-project budget is excluded.
    - Evidence informing forecast-year allocation inputs; displayed values and growth are calculated: Seattle's project combines increased screening capacity with consolidation from six screening systems and reduced screening-machine demand. This constrains the forecast assumption that capacity growth requires proportional equipment additions.
    - Evidence informing forecast-year allocation inputs; displayed values and growth are calculated: Replacement and capacity objectives coexist within the project. Its wider baggage-handling budget is not treated as screening-equipment revenue or assigned additively to multiple purposes.
11. Smiths Group PLC - Half Year Results for the Six Months Ended 31 January 2026
    - Evidence informing the 2026 market-value input; displayed series and growth include calculations: Reports xx.xx% organic growth for Smiths Detection in HY2026, with aviation checkpoint upgrades contributing. Supports a positive 2026 nowcast, not a directly observed global growth rate. ([www-live.smiths.com](https://www-live.smiths.com/media/villk35h/smiths-hy26-results-press-release.pdf))
12. Smiths Detection - Thailand’s First CT Checkpoint Systems, 24 October 2025
    - Evidence informing base-year allocation inputs; displayed values and growth are calculated: First CT delivery announcement constrains the initial premium-adoption premise; no national revenue figure is disclosed.
    - Evidence informing forecast-year allocation inputs; displayed values and growth are calculated: First CT delivery announcement constrains the initial premium-adoption premise; no national revenue figure is disclosed.

13. Smiths Detection - Securing Vietnam’s Busiest Domestic Terminal
    - Evidence informing base-year allocation inputs; displayed values and growth are calculated: Named multi-view, lane-integration and hold-screening installation supports differentiated equipment mix; overlapping categories are not aggregated into a national fleet.
    - Evidence informing forecast-year allocation inputs; displayed values and growth are calculated: Named multi-view, lane-integration and hold-screening installation supports differentiated equipment mix; overlapping categories are not aggregated into a national fleet.

14. CATSA 2025 Annual Report - Notes to the Financial Statements

- Evidence informing base-year allocation inputs; displayed values and growth are calculated: FY2024/xx.xx accounts disclose C$xx.xx maintenance/spares and C$xx.xx training/certification, supporting the service-budget calibration but not global baggage-only shares. ([catsa-acsta.gc.ca](https://www.catsa-acsta.gc.ca/en/publications/2025-annual-report/notes-financial-statements))
- Evidence informing forecast-year allocation inputs; displayed values and growth are calculated: FY2024/xx.xx accounts disclose C$xx.xx maintenance/spares and C$xx.xx training/certification, supporting the service-budget calibration but not global baggage-only shares. ([catsa-acsta.gc.ca](https://www.catsa-acsta.gc.ca/en/publications/2025-annual-report/notes-financial-statements))
- Evidence informing base-year allocation inputs; displayed values and growth are calculated: Maintenance and spare parts are combined in the accounts; the labor-versus-goods split therefore remains modeled. ([catsa-acsta.gc.ca](https://www.catsa-acsta.gc.ca/en/publications/2025-annual-report/notes-financial-statements))
- Evidence informing forecast-year allocation inputs; displayed values and growth are calculated: Maintenance and spare parts are combined in the accounts; the labor-versus-goods split therefore remains modeled. ([catsa-acsta.gc.ca](https://www.catsa-acsta.gc.ca/en/publications/2025-annual-report/notes-financial-statements))
- Evidence informing base-year allocation inputs; displayed values and growth are calculated: The C$xx.xx training/certification expense supplies the numerator of the adjusted training-to-capital proxy. ([catsa-acsta.gc.ca](https://www.catsa-acsta.gc.ca/en/publications/2025-annual-report/notes-financial-statements))
- Evidence informing forecast-year allocation inputs; displayed values and growth are calculated: The C$xx.xx training/certification expense supplies the numerator of the adjusted training-to-capital proxy. ([catsa-acsta.gc.ca](https://www.catsa-acsta.gc.ca/en/publications/2025-annual-report/notes-financial-statements))
- Evidence informing base-year allocation inputs; displayed values and growth are calculated: C$xx.xx trace/consumables is distinct from maintenance/spares and supplies the contrary consumables-intensity comparator, not a global observation. ([catsa-acsta.gc.ca](https://www.catsa-acsta.gc.ca/en/publications/2025-annual-report/notes-financial-statements))
- Evidence informing forecast-year allocation inputs; displayed values and growth are calculated: C$xx.xx trace/consumables is distinct from maintenance/spares and supplies the contrary consumables-intensity comparator, not a global observation. ([catsa-acsta.gc.ca](https://www.catsa-acsta.gc.ca/en/publications/2025-annual-report/notes-financial-statements))
- Evidence informing base-year allocation inputs; displayed values and growth are calculated: Separately reports C$xx.xx maintenance/spares, C$xx.xx trace/consumables and C$xx.xx training/certification, constraining attributable agency lifecycle expenditure.
- Evidence informing base-year allocation inputs; displayed values and growth are calculated: Separates screening-contractor payments from equipment support, preventing staffing expenditure from becoming equipment-market purchasing.
- Evidence informing forecast-year allocation inputs; displayed values and growth are calculated: Separately reports C$xx.xx maintenance/spares, C$xx.xx trace/consumables and C$xx.xx training/certification, constraining attributable agency lifecycle expenditure.
- Evidence informing forecast-year allocation inputs; displayed values and growth are calculated: Separates screening-contractor payments from equipment support, preventing staffing expenditure from becoming equipment-market purchasing.
- Evidence informing base-year allocation inputs; displayed values and growth are calculated: Audited expense disclosure reports C$xx.xx for maintenance and spare parts in the year ended March xx.xx 2025. It constrains support-spending materiality, not the amount attributable to an independent provider. ([catsa-acsta.gc.ca](https://www.catsa-acsta.gc.ca/en/publications/2025-annual-report/notes-financial-statements))

15. CATSA 2025 Annual Report - Management's Discussion and Analysis
    - Evidence informing base-year allocation inputs; displayed values and growth are calculated: EDS capital expenditure of C$xx.xx includes equipment and installation/integration and supplies the training-calibration denominator, subject to baggage attribution. ([catsa-acsta.gc.ca](https://www.catsa-acsta.gc.ca/en/publications/2025-annual-report/management-discussion-and-analysis))
    - Evidence informing forecast-year allocation inputs; displayed values and growth are calculated: EDS capital expenditure of C$xx.xx includes equipment and installation/integration and supplies the training-calibration denominator, subject to baggage attribution. ([catsa-acsta.gc.ca](https://www.catsa-acsta.gc.ca/en/publications/2025-annual-report/management-discussion-and-analysis))
    - Evidence informing base-year allocation inputs; displayed values and growth are calculated: The capital definition includes associated installation and integration, supporting the distinction between deployment services and equipment value. ([catsa-acsta.gc.ca](https://www.catsa-acsta.gc.ca/en/publications/2025-annual-report/management-discussion-and-analysis))
    - Evidence informing forecast-year allocation inputs; displayed values and growth are calculated: The capital definition includes associated installation and integration, supporting the distinction between deployment services and equipment value. ([catsa-acsta.gc.ca](https://www.catsa-acsta.gc.ca/en/publications/2025-annual-report/management-discussion-and-analysis))
    - Evidence informing forecast-year allocation inputs; displayed values and growth are calculated: Actual spending, original budget and reprofile amounts constrain the forecast's purchasing-execution interpretation; they are not a global growth rate. ([catsa-acsta.gc.ca](https://www.catsa-acsta.gc.ca/en/publications/2025-annual-report/management-discussion-and-analysis))
    - Evidence informing base-year allocation inputs; displayed values and growth are calculated: FY2024/xx.xx pre-board capital appropriations used were C$xx.xx. This supplies the Canadian purchasing comparison and a component of the non-passenger-to-cabin activity proxy, not a global share.
    - Evidence informing forecast-year allocation inputs; displayed values and growth are calculated: FY2024/xx.xx pre-board capital appropriations used were C$xx.xx. This supplies the Canadian purchasing comparison and a component of the non-passenger-to-cabin activity proxy, not a global share.
    - Evidence informing base-year allocation inputs; displayed values and growth are calculated: FY2024/xx.xx hold-baggage capital appropriations used were C$xx.xx; this constrains the independent application-capital comparison.
    - Evidence informing base-year allocation inputs; displayed values and growth are calculated: FY2024/xx.xx non-passenger capital appropriations used were C$xx.xx, below the original C$xx.xx budget. Actual purchasing informs the proxy and qualifies automatic announcement-to-revenue conversion.
    - Evidence informing forecast-year allocation inputs; displayed values and growth are calculated: FY2024/xx.xx non-passenger capital appropriations used were C$xx.xx, below the original C$xx.xx budget. Actual purchasing informs the proxy and qualifies automatic announcement-to-revenue conversion.
    - Evidence informing base-year allocation inputs; displayed values and growth are calculated: Reports C$xx.xx EDS capital expenditure for FY2024/xx.xx and identifies both baggage equipment and full-body scanners in the capital scope, requiring a baggage-attribution adjustment.
    - Evidence informing forecast-year allocation inputs; displayed values and growth are calculated: Reports C$xx.xx EDS capital expenditure for FY2024/xx.xx and identifies both baggage equipment and full-body scanners in the capital scope, requiring a baggage-attribution adjustment.
    - Evidence informing forecast-year allocation inputs; displayed values and growth are calculated: EDS outturn was C$xx.xx versus an original C$xx.xx plan and revised C$xx.xx budget. Reprofiling constrains assumed award conversion and deployment timing; it does not measure procurement-channel mix. ([catsa-acsta.gc.ca](https://www.catsa-acsta.gc.ca/en/publications/2025-annual-report/management-discussion-and-analysis))
    - Evidence informing base-year allocation inputs; displayed values and growth are calculated: The actual capital-project list identifies hold-baggage capacity expansion at Montréal-Trudeau, supporting the expansion classification, not its modeled global revenue weight.
    - Evidence informing forecast-year allocation inputs; displayed values and growth are calculated: The actual capital-project list identifies hold-baggage capacity expansion at Montréal-Trudeau, supporting the expansion classification, not its modeled global revenue weight.
    - Evidence informing base-year allocation inputs; displayed values and growth are calculated: The actual project list includes checkpoint CT deployment and hold-baggage oversize-equipment lifecycle management, supporting renewal activity without disclosing its purpose-specific spending.
    - Evidence informing forecast-year allocation inputs; displayed values and growth are calculated: The actual project list includes checkpoint CT deployment and hold-baggage oversize-equipment lifecycle management,

16. Aviation security screening approved equipment list
    - Evidence informing base-year allocation inputs; displayed values and growth are calculated: Baggage EDS/EDSCB and conventional X-ray classes support the inspection-system boundary, not sales weights. ([gov.uk](https://www.gov.uk/government/collections/aviation-security-screening-approved-equipment-list))
    - Evidence informing forecast-year allocation inputs; displayed values and growth are calculated: Baggage EDS/EDSCB and conventional X-ray classes support the inspection-system boundary, not sales weights. ([gov.uk](https://www.gov.uk/government/collections/aviation-security-screening-approved-equipment-list))
    - Evidence informing base-year allocation inputs; displayed values and growth are calculated: Liquid detectors are a distinct cabin-baggage category; the complete bulk-material extension remains modeled within the captured boundary. ([gov.uk](https://www.gov.uk/government/collections/aviation-security-screening-approved-equipment-list))
    - Evidence informing forecast-year allocation inputs; displayed values and growth are calculated: Liquid detectors are a distinct cabin-baggage category; the complete bulk-material extension remains modeled within the captured boundary. ([gov.uk](https://www.gov.uk/government/collections/aviation-security-screening-approved-equipment-list))
    - Evidence informing base-year allocation inputs; displayed values and growth are calculated: ETD serves baggage and other applications, requiring explicit baggage attribution rather than allocating all detector sales here. ([gov.uk](https://www.gov.uk/government/collections/aviation-security-screening-approved-equipment-list))
    - Evidence informing forecast-year allocation inputs; displayed values and growth are calculated: ETD serves baggage and other applications, requiring explicit baggage attribution rather than allocating all detector sales here. ([gov.uk](https://www.gov.uk/government/collections/aviation-security-screening-approved-equipment-list))
    - Evidence informing base-year allocation inputs; displayed values and growth are calculated: Dedicated ETD consumables are separately recognized, supporting goods classification without establishing spending or unrestricted interchangeability. ([gov.uk](https://www.gov.uk/government/collections/aviation-security-screening-approved-equipment-list))
    - Evidence informing forecast-year allocation inputs; displayed values and growth are calculated: Dedicated ETD consumables are separately recognized, supporting goods classification without establishing spending or unrestricted interchangeability. ([gov.uk](https://www.gov.uk/government/collections/aviation-security-screening-approved-equipment-list))
17. Quantifying the Impacts of Delayed Maintenance of Airport Assets: A Guide - Chapter 6, Baggage Handling Systems
    - Evidence informing base-year allocation inputs; displayed values and growth are calculated: The baggage-handling cost study uses a modeled xx.xx% labor share, adopted only as an adjacent support-cost proxy. ([nationalacademies.org](https://www.nationalacademies.org/read/xx.xx/chapter/xx.xx))
    - Evidence informing forecast-year allocation inputs; displayed values and growth are calculated: The baggage-handling cost study uses a modeled xx.xx% labor share, adopted only as an adjacent support-cost proxy. ([nationalacademies.org](https://www.nationalacademies.org/read/xx.xx/chapter/xx.xx))
    - Evidence informing base-year allocation inputs; displayed values and growth are calculated: Its corresponding modeled xx.xx% parts share calibrates the labor/goods separation; it is not an observed screening-equipment ratio. ([nationalacademies.org](https://www.nationalacademies.org/read/xx.xx/chapter/xx.xx))
    - Evidence informing forecast-year allocation inputs; displayed values and growth are calculated: Its corresponding modeled xx.xx% parts share calibrates the labor/goods separation; it is not an observed screening-equipment ratio. ([nationalacademies.org](https://www.nationalacademies.org/read/xx.xx/chapter/xx.xx))

18. Procurement of Next Generation Security Checkpoint Equipment - Contract Award Notice

- Evidence informing base-year allocation inputs; displayed values and growth are calculated: The seven-system award includes automated tray return, demonstrating bundled purchasing but no separately priced hardware allocation. ([sell2wales.gov.wales](https://www.sell2wales.gov.wales/search/show/search_view.aspx?ID=NOV417275))
- Evidence informing forecast-year allocation inputs; displayed values and growth are calculated: The seven-system award includes automated tray return, demonstrating bundled purchasing but no separately priced hardware allocation. ([sell2wales.gov.wales](https://www.sell2wales.gov.wales/search/show/search_view.aspx?ID=NOV417275))
- Evidence informing base-year allocation inputs; displayed values and growth are calculated: The integrated CT/tray-return scope constrains the automation interface boundary; it does not value general airport conveyors. ([sell2wales.gov.wales](https://www.sell2wales.gov.wales/search/show/search_view.aspx?ID=NOV417275))
- Evidence informing forecast-year allocation inputs; displayed values and growth are calculated: The integrated CT/tray-return scope constrains the automation interface boundary; it does not value general airport conveyors. ([sell2wales.gov.wales](https://www.sell2wales.gov.wales/search/show/search_view.aspx?ID=NOV417275))
- Evidence informing base-year allocation inputs; displayed values and growth are calculated: Central image processing is an explicit purchased function, without a separately disclosed license price. ([sell2wales.gov.wales](https://www.sell2wales.gov.wales/search/show/search_view.aspx?ID=NOV417275))
- Evidence informing forecast-year allocation inputs; displayed values and growth are calculated: Central image processing is an explicit purchased function, without a separately disclosed license price. ([sell2wales.gov.wales](https://www.sell2wales.gov.wales/search/show/search_view.aspx?ID=NOV417275))
- Evidence informing base-year allocation inputs; displayed values and growth are calculated: Supply, installation and commissioning are included deliverables, supporting deployment-service attribution without establishing its percentage. ([sell2wales.gov.wales](https://www.sell2wales.gov.wales/search/show/search_view.aspx?ID=NOV417275))
- Evidence informing forecast-year allocation inputs; displayed values and growth are calculated: Supply, installation and commissioning are included deliverables, supporting deployment-service attribution without establishing its percentage. ([sell2wales.gov.wales](https://www.sell2wales.gov.wales/search/show/search_view.aspx?ID=NOV417275))
- Evidence informing base-year allocation inputs; displayed values and growth are calculated: The October xx.xx 2022 award covers seven systems combining cabin CT, tray return, image processing and deployment responsibilities. It supports integrated purchased scope, not completed delivery or a global sales weight.
- Evidence informing forecast-year allocation inputs; displayed values and growth are calculated: The October xx.xx 2022 award covers seven systems combining cabin CT, tray return, image processing and deployment responsibilities. It supports integrated purchased scope, not completed delivery or a global sales weight.
- Evidence informing base-year allocation inputs; displayed values and growth are calculated: The integrated Newcastle procurement reports a GBP xx.xx-xx.xx offer range but no physical review-room location; its value cannot be assigned automatically to local review. ([sell2wales.gov.wales](https://www.sell2wales.gov.wales/search/show/search_view.aspx?ID=NOV417275))
- Evidence informing forecast-year allocation inputs; displayed values and growth are calculated: The integrated Newcastle procurement reports a GBP xx.xx-xx.xx offer range but no physical review-room location; its value cannot be assigned automatically to local review. ([sell2wales.gov.wales](https://www.sell2wales.gov.wales/search/show/search_view.aspx?ID=NOV417275))
- Evidence informing base-year allocation inputs; displayed values and growth are calculated: Central image processing is included, but a separate on-site room is not specified; constrains classification rather than supplying a remote-review sales weight. ([sell2wales.gov.wales](https://www.sell2wales.gov.wales/search/show/search_view.aspx?ID=NOV417275))
- Evidence informing forecast-year allocation inputs; displayed values and growth are calculated: Central image processing is included, but a separate on-site room is not specified; constrains classification rather than supplying a remote-review sales weight. ([sell2wales.gov.wales](https://www.sell2wales.gov.wales/search/show/search_view.aspx?ID=NOV417275))
- Evidence informing base-year allocation inputs; displayed values and growth are calculated: The bundled award does not identify a mixed-location package or its attributable price, preventing automatic hybrid classification. ([sell2wales.gov.wales](https://www.sell2wales.gov.wales/search/show/search_view.aspx?ID=NOV417275))
- Evidence informing forecast-year allocation inputs; displayed values and growth are calculated: The bundled award does not identify a mixed-location package or its attributable price, preventing automatic hybrid classification.

19. AI for Monitoring Aviation Security: Fraport and German Federal Police Start Regular Operation of APIDS
    - Evidence informing forecast-year allocation inputs; displayed values and growth are calculated: January xx.xx 2026 APIDS deployment demonstrates additional software adoption, without establishing separate revenue. ([fraport.com](https://www.fraport.com/en/newsroom/press-releases/2026/q1/ai-for-monitoring-aviation-security.html))
    - Evidence informing forecast-year allocation inputs; displayed values and growth are calculated: Deployment on more than xx.xx CT scanners is the independent quantitative rollout test; it does not validate the modeled license-growth factor. ([fraport.com](https://www.fraport.com/en/newsroom/press-releases/2026/q1/ai-for-monitoring-aviation-security.html))
    - Evidence informing forecast-year allocation inputs; displayed values and growth are calculated: On January xx.xx 2026, Fraport announced regular APIDS software operation on more than xx.xx existing Smiths CT scanners. This independently supports retained-system enhancement at one buyer, not global penetration or realized license revenue.
20. Smiths Detection - Digital Innovation
    - Evidence informing base-year allocation inputs; displayed values and growth are calculated: The supplier identifies detection applications as a commercial function; separate fee allocation remains assumed. ([smithsdetection.com](https://www.smithsdetection.com/digital-innovation/))
    - Evidence informing forecast-year allocation inputs; displayed values and growth are calculated: The supplier identifies detection applications as a commercial function; separate fee allocation remains assumed. ([smithsdetection.com](https://www.smithsdetection.com/digital-innovation/))
    - Evidence informing base-year allocation inputs; displayed values and growth are calculated: Centralized screening supports the image-review function, not an observed software revenue weight. ([smithsdetection.com](https://www.smithsdetection.com/digital-innovation/))
    - Evidence informing forecast-year allocation inputs; displayed values and growth are calculated: Centralized screening supports the image-review function, not an observed software revenue weight. ([smithsdetection.com](https://www.smithsdetection.com/digital-innovation/))
    - Evidence informing base-year allocation inputs; displayed values and growth are calculated: Connectivity, multi-vendor integration and equipment-health applications establish the fleet-management function without proving customer-specific rights or prices. ([smithsdetection.com](https://www.smithsdetection.com/digital-innovation/))
    - Evidence informing forecast-year allocation inputs; displayed values and growth are calculated: Connectivity, multi-vendor integration and equipment-health applications establish the fleet-management function without proving customer-specific rights or prices. ([smithsdetection.com](https://www.smithsdetection.com/digital-innovation/))
    - Evidence informing base-year allocation inputs; displayed values and growth are calculated: ELECTORA is offered for integrating multi-vendor devices, datasets and applications; establishes the vendor-platform category but discloses no category revenue or customer-specific substitution entitlement. ([smithsdetection.com](https://www.smithsdetection.com/digital-innovation/))
    - Evidence informing forecast-year allocation inputs; displayed values and growth are calculated: ELECTORA is offered for integrating multi-vendor devices, datasets and applications; establishes the vendor-platform category but discloses no category revenue or customer-specific substitution entitlement. ([smithsdetection.com](https://www.smithsdetection.com/digital-innovation/))
21. UK Civil Aviation Authority - Threat Image Projection (TIP)
    - Evidence informing base-year allocation inputs; displayed values and growth are calculated: TIP library approval and renewal obligations support continuing software commitments, not the modeled global fee or share. ([caa.co.uk](https://www.caa.co.uk/commercial-industry/security/training-and-human-factors/threat-image-projection/))
    - Evidence informing forecast-year allocation inputs; displayed values and growth are calculated: TIP library approval and renewal obligations support continuing software commitments, not the modeled global fee or share. ([caa.co.uk](https://www.caa.co.uk/commercial-industry/security/training-and-human-factors/threat-image-projection/))

22. Smiths Detection - Service

- Evidence informing base-year allocation inputs; displayed values and growth are calculated: Inclusive capital-equipment support covers labor and parts, requiring a single-count economic allocation across services and goods. ([smithsdetection.com](https://www.smithsdetection.com/service/))
- Evidence informing forecast-year allocation inputs; displayed values and growth are calculated: Inclusive capital-equipment support covers labor and parts, requiring a single-count economic allocation across services and goods. ([smithsdetection.com](https://www.smithsdetection.com/service/))
- Evidence informing base-year allocation inputs; displayed values and growth are calculated: Equipment-specific training and certification are commercial offerings distinct from routine screening staffing. ([smithsdetection.com](https://www.smithsdetection.com/service/))
- Evidence informing forecast-year allocation inputs; displayed values and growth are calculated: Equipment-specific training and certification are commercial offerings distinct from routine screening staffing. ([smithsdetection.com](https://www.smithsdetection.com/service/))
- Evidence informing base-year allocation inputs; displayed values and growth are calculated: The parts-support offering and inclusive contracts corroborate the goods boundary, but not the assumed xx.xx% allocation. ([smithsdetection.com](https://www.smithsdetection.com/service/))
- Evidence informing forecast-year allocation inputs; displayed values and growth are calculated: The parts-support offering and inclusive contracts corroborate the goods boundary, but not the assumed xx.xx% allocation. ([smithsdetection.com](https://www.smithsdetection.com/service/))
- Evidence informing base-year allocation inputs; displayed values and growth are calculated: Describes inclusive labor-and-parts contracts and manufacturer support, supporting nonduplicative lifecycle attribution to projection equipment, not a verified xx.xx% fee. ([smithsdetection.com](https://www.smithsdetection.com/service/))
- Evidence informing forecast-year allocation inputs; displayed values and growth are calculated: Describes inclusive labor-and-parts contracts and manufacturer support, supporting nonduplicative lifecycle attribution to projection equipment, not a verified xx.xx% fee. ([smithsdetection.com](https://www.smithsdetection.com/service/))
- Evidence informing base-year allocation inputs; displayed values and growth are calculated: Supports the existence of manufacturer lifecycle offerings; broad service-footprint counts are not used as CT revenue weights.
- Evidence informing forecast-year allocation inputs; displayed values and growth are calculated: Supports the existence of manufacturer lifecycle offerings; broad service-footprint counts are not used as CT revenue weights.
- Evidence informing base-year allocation inputs; displayed values and growth are calculated: Supports commercial maintenance, refurbishment and parts offerings for portable equipment without establishing baggage-specific service receipts.
- Evidence informing forecast-year allocation inputs; displayed values and growth are calculated: Supports commercial maintenance, refurbishment and parts offerings for portable equipment without establishing baggage-specific service receipts.
- Evidence informing base-year allocation inputs; displayed values and growth are calculated: The manufacturer markets direct on-site support and inclusive capital-equipment labor-and-parts contracts. This supports a continuing manufacturer-service alternative, without measuring a pricing premium. ([smithsdetection.com](https://www.smithsdetection.com/service/))
- Evidence informing forecast-year allocation inputs; displayed values and growth are calculated: The manufacturer markets direct on-site support and inclusive capital-equipment labor-and-parts contracts. This supports a continuing manufacturer-service alternative, without measuring a pricing premium. ([smithsdetection.com](https://www.smithsdetection.com/service/))
- Evidence informing base-year allocation inputs; displayed values and growth are calculated: Manufacturer-provided bundled support is a commercial alternative to separate technical-service procurement, limiting assumptions of unrestricted third-party substitution. ([smithsdetection.com](https://www.smithsdetection.com/service/))
- Evidence informing forecast-year allocation inputs; displayed values and growth are calculated: Manufacturer-provided bundled support is a commercial alternative to separate technical-service procurement, limiting assumptions of unrestricted third-party substitution. ([smithsdetection.com](https://www.smithsdetection.com/service/))

23. Hold baggage screening upgrade, Dublin and Cork Airports, Ireland

- Evidence informing base-year allocation inputs; displayed values and growth are calculated: Separate professional-service appointments cover project controls, design oversight and interface management; the broader construction budget is not used as screening-service revenue. ([neccontract.com](https://www.neccontract.com/projects/hold-baggage-screening-upgrade-dublin-and-cork-airports-ireland))
- Evidence informing forecast-year allocation inputs; displayed values and growth are calculated: Separate professional-service appointments cover project controls, design oversight and interface management; the broader construction budget is not used as screening-service revenue. ([neccontract.com](https://www.neccontract.com/projects/hold-baggage-screening-upgrade-dublin-and-cork-airports-ireland))
- Evidence informing base-year allocation inputs; displayed values and growth are calculated: Describes three upgraded hold-baggage systems delivered through separate construction, baggage-integration and advisory appointments, completed in March 2023. Supports integrated-system attribution without assuming a universal single-prime model.
- Evidence informing forecast-year allocation inputs; displayed values and growth are calculated: Describes three upgraded hold-baggage systems delivered through separate construction, baggage-integration and advisory appointments, completed in March 2023. Supports integrated-system attribution without assuming a universal single-prime model.

24. Corporate Plan 2025-26 to 2029-30 Summary - Financial Overview
    - Evidence informing base-year allocation inputs; displayed values and growth are calculated: CATSA distinguishes major-checkpoint CT replacement from single-view-to-multiview replacement elsewhere, supporting application-specific projection demand and forecast assumptions. It also discloses capital funding subject to reprofile approval. ([catsa-acsta.gc.ca](https://www.catsa-acsta.gc.ca/en/publications/corporate-plan-2025-xx.xx-2029-xx.xx/financial-overview))
    - Evidence informing forecast-year allocation inputs; displayed values and growth are calculated: CATSA distinguishes major-checkpoint CT replacement from single-view-to-multiview replacement elsewhere, supporting application-specific projection demand and forecast assumptions. It also discloses capital funding subject to reprofile approval. ([catsa-acsta.gc.ca](https://www.catsa-acsta.gc.ca/en/publications/corporate-plan-2025-xx.xx-2029-xx.xx/financial-overview))
    - Evidence informing base-year allocation inputs; displayed values and growth are calculated: Identifies single-view equipment as a replacement population, supporting the modeled displacement mechanism rather than an observed global share.
    - Evidence informing forecast-year allocation inputs; displayed values and growth are calculated: Identifies single-view equipment as a replacement population, supporting the modeled displacement mechanism rather than an observed global share.
    - Evidence informing base-year allocation inputs; displayed values and growth are calculated: Multiview remains a planned purchasing destination at non-passenger checkpoints and Class xx.xx airports, qualifying universal CT substitution.
    - Evidence informing forecast-year allocation inputs; displayed values and growth are calculated: Multiview remains a planned purchasing destination at non-passenger checkpoints and Class xx.xx airports, qualifying universal CT substitution.
    - Evidence informing base-year allocation inputs; displayed values and growth are calculated: CT replacement is a stated major-checkpoint investment priority, subject to funding and delivery risks; this supports direction, not the modeled global share.
    - Evidence informing forecast-year allocation inputs; displayed values and growth are calculated: CT replacement is a stated major-checkpoint investment priority, subject to funding and delivery risks; this supports direction, not the modeled global share.
    - Evidence informing base-year allocation inputs; displayed values and growth are calculated: The plan includes additional screening equipment and expansion of existing hold-baggage screening capacity. Its FY2025/xx.xx capital budget is C$xx.xx across mixed activities; plans are not recognized supplier revenue.
    - Evidence informing forecast-year allocation inputs; displayed values and growth are calculated: The plan includes additional screening equipment and expansion of existing hold-baggage screening capacity. Its FY2025/xx.xx capital budget is C$xx.xx across mixed activities; plans are not recognized supplier revenue.
    - Evidence informing base-year allocation inputs; displayed values and growth are calculated: The plan distinguishes replacement of checkpoint X-ray equipment with CT and asset lifecycle renewal from additional capacity. Funding, partner timing and reprofiling qualify forecast realization.
    - Evidence informing forecast-year allocation inputs; displayed values and growth are calculated: The plan distinguishes replacement of checkpoint X-ray equipment with CT and asset lifecycle renewal from additional capacity. Funding, partner timing and reprofiling qualify forecast realization.
25. ECAC CEP Public Equipment List - Explosive Detection Systems, Update 18 April 2025
    - Evidence informing base-year allocation inputs; displayed values and growth are calculated: The April xx.xx 2025 list retains XRD xx.xx supporting the legacy commercial-category premise but not the assumed installed cohort or sales volume. ([ecac-ceac.org](https://www.ecac-ceac.org/images/activities/security/ECAC-CEP-EDS-equipment_public_list_update_20250418.pdf))
    - Evidence informing forecast-year allocation inputs; displayed values and growth are calculated: The April xx.xx 2025 list retains XRD xx.xx supporting the legacy commercial-category premise but not the assumed installed cohort or sales volume. ([ecac-ceac.org](https://www.ecac-ceac.org/images/activities/security/ECAC-CEP-EDS-equipment_public_list_update_20250418.pdf))

26. Partners - HALO X-ray Technologies Ltd

· Evidence informing base-year allocation inputs; displayed values and growth are calculated: Named airport pilots and approximately USD xx.xx and USD xx.xx development programs establish commercialization activity and program scale, not realized annual XRD equipment revenue. ([haloxray.com](https://www.haloxray.com/partners))

· Evidence informing forecast-year allocation inputs; displayed values and growth are calculated: Named airport pilots and approximately USD xx.xx and USD xx.xx development programs establish commercialization activity and program scale, not realized annual XRD equipment revenue. ([haloxray.com](https://www.haloxray.com/partners))

27. Explosives Trace Detectors (ETDs): Market Survey Report, November 2021

· Evidence informing base-year allocation inputs; displayed values and growth are calculated: Historical IONSCAN xx.xx list-price configurations around USD xx.xx-xx.xx constrain the IMS price class; they do not establish 2025 purchasing volumes or realizations. ([dhs.gov](https://dhs.gov/sites/default/files/2021-xx.xx/SAVER_Explosives%20Trace%20Detectors%20MSR_08Nov2021_Final-xx.xx.pdf))

· Evidence informing forecast-year allocation inputs; displayed values and growth are calculated: Historical IONSCAN xx.xx list-price configurations around USD xx.xx-xx.xx constrain the IMS price class; they do not establish 2025 purchasing volumes or realizations. ([dhs.gov](https://dhs.gov/sites/default/files/2021-xx.xx/SAVER_Explosives%20Trace%20Detectors%20MSR_08Nov2021_Final-xx.xx.pdf))

· Evidence informing base-year allocation inputs; displayed values and growth are calculated: The Fido X4 historical USD xx.xx list-price benchmark supports the explicit nominal-price bridge; baggage attribution and unit mix remain modeled.

· Evidence informing forecast-year allocation inputs; displayed values and growth are calculated: The Fido X4 historical USD xx.xx list-price benchmark supports the explicit nominal-price bridge; baggage attribution and unit mix remain modeled.

28. Astrotech Corporation - Form 10-K for the Fiscal Year Ended June 30, 2025

· Evidence informing base-year allocation inputs; displayed values and growth are calculated: Discloses FY2025 product and service revenue, xx.xx deployment locations, and a six-unit USD xx.xx order. These provide a price comparator and supplier-scale check, not baggage-only revenue. ([sec.gov](https://www.sec.gov/Archives/edgar/data/xx.xx/xx.xx/astc20250630_10k.htm))

· Evidence informing forecast-year allocation inputs; displayed values and growth are calculated: Discloses FY2025 product and service revenue, xx.xx deployment locations, and a six-unit USD xx.xx order. These provide a price comparator and supplier-scale check, not baggage-only revenue. ([sec.gov](https://www.sec.gov/Archives/edgar/data/xx.xx/xx.xx/astc20250630_10k.htm))

29. Astrotech Corporation - Form 10-K for the Fiscal Year Ended June 30, 2026

· Evidence informing base-year allocation inputs; displayed values and growth are calculated: Reports eight TRACER units sold in FY2025 versus three in FY2026, identifies grant-related revenue within FY2025 product revenue, and describes a potential subsidiary sale. These constrain MS attribution and forecast optimism. ([sec.gov](https://www.sec.gov/Archives/edgar/data/xx.xx/xx.xx/astc20260630_10k.htm))

· Evidence informing forecast-year allocation inputs; displayed values and growth are calculated: Reports eight TRACER units sold in FY2025 versus three in FY2026, identifies grant-related revenue within FY2025 product revenue, and describes a potential subsidiary sale. These constrain MS attribution and forecast optimism. ([sec.gov](https://www.sec.gov/Archives/edgar/data/xx.xx/xx.xx/astc20260630_10k.htm))

30. Liquid Explosive Detector, Bottle Liquid Scanner, Insight - Agilent

· Evidence informing base-year allocation inputs; displayed values and growth are calculated: Identifies Raman-based airport resolution products and dated September 2025 launch and May 2026 contract announcements. Supports category continuity and adoption premises, not global unit or revenue shares. ([agilent.com](https://www.agilent.com/en/product/molecular-spectroscopy/raman-spectroscopy/raman-aviation-security-systems/insight-series-alarm-resolution-systems))

· Evidence informing forecast-year allocation inputs; displayed values and growth are calculated: Identifies Raman-based airport resolution products and dated September 2025 launch and May 2026 contract announcements. Supports category continuity and adoption premises, not global unit or revenue shares. ([agilent.com](https://www.agilent.com/en/product/molecular-spectroscopy/raman-spectroscopy/raman-aviation-security-systems/insight-series-alarm-resolution-systems))

31. Bottle Liquid Scanner for Sale from China - Securina

· Evidence informing base-year allocation inputs; displayed values and growth are calculated: Positions microwave-based liquid-screening products for airports and customs. Supports commercial classification only; prices, authorization and purchasing weights remain assumptions. ([securinadetection.com](https://www.securinadetection.com/Bottle-Liquid-Scanner-Manufacturer-China.html))

· Evidence informing forecast-year allocation inputs; displayed values and growth are calculated: Positions microwave-based liquid-screening products for airports and customs. Supports commercial classification only; prices, authorization and purchasing weights remain assumptions. ([securinadetection.com](https://www.securinadetection.com/Bottle-Liquid-Scanner-Manufacturer-China.html))

32. Quick, Accurate Threat-Detection Scanner for Liquid, Aerosol, and Gels Eases and Secures Air Travel Worldwide

· Evidence informing base-year allocation inputs; displayed values and growth are calculated: Identifies LS10 as a complete commercial liquid scanner combining RF and ultrasonic capabilities, supporting nonduplicative complete-product attribution. ([battelle.org](https://www.battelle.org/insights/case-studies/case-study-details/quick-accurate-threat-detection-scanner-for-liquid-aerosol-and-gels-eases-and-secures-air-travel-worldwide))

· Evidence informing forecast-year allocation inputs; displayed values and growth are calculated: Identifies LS10 as a complete commercial liquid scanner combining RF and ultrasonic capabilities, supporting nonduplicative complete-product attribution. ([battelle.org](https://www.battelle.org/insights/case-studies/case-study-details/quick-accurate-threat-detection-scanner-for-liquid-aerosol-and-gels-eases-and-secures-air-travel-worldwide))

33. ECAC CEP Public Equipment List - Liquid Explosive Detection Systems, Update 10 July 2025

· Evidence informing base-year allocation inputs; displayed values and growth are calculated: The July xx.xx 2025 list includes One Resonance Sensors MobiLab BLS. This supports retained listed status for a named product, not active supply, paid installed stock or observed receipts. ([ecac-ceac.org](https://www.ecac-ceac.org/images/activities/security/ECAC-CEP-LEDS%20equipment%20public%20list-update%xx.xx-xx.xx-rev1.pdf))

· Evidence informing forecast-year allocation inputs; displayed values and growth are calculated: The July xx.xx 2025 list includes One Resonance Sensors MobiLab BLS. This supports retained listed status for a named product, not active supply, paid installed stock or observed receipts. ([ecac-ceac.org](https://www.ecac-ceac.org/images/activities/security/ECAC-CEP-LEDS%20equipment%20public%20list-update%xx.xx-xx.xx-rev1.pdf))

34. MobiLab BLS Bottled Liquid Scanner Endorsed By European Civil Aviation Conference

· Evidence informing base-year allocation inputs; displayed values and growth are calculated: The company's May xx.xx 2014 announcement identifies MobiLab BLS as an NMR-based airport liquid scanner and states that orders were being accepted. Establishes historical commercial offering, not 2025 deliveries. ([prnewswire.com](https://www.prnewswire.com/news-releases/mobilab-bls-bottled-liquid-scanner-endorsed-by-european-civil-aviation-conference-xx.xx.html))

· Evidence informing forecast-year allocation inputs; displayed values and growth are calculated: The company's May xx.xx 2014 announcement identifies MobiLab BLS as an NMR-based airport liquid scanner and states that orders were being accepted. Establishes historical commercial offering, not 2025 deliveries. ([prnewswire.com](https://www.prnewswire.com/news-releases/mobilab-bls-bottled-liquid-scanner-endorsed-by-european-civil-aviation-conference-xx.xx.html))

35. SafePointe BLS Powered by ORS - Bottled Liquid Explosives Detection Solution

· Evidence informing base-year allocation inputs; displayed values and growth are calculated: The branded supplier brochure documents an ORS-powered bottled-liquid product channel. Its availability does not establish current orders or support continuity; it supports only the legacy-channel modeling premise. ([uploads-ssl.webflow.com](https://uploads-ssl.webflow.com/608330bcae48962bf6d7ff37/6149f80be6c30d34b5e3debe_BLS-Flyer-Compressed.pdf))

· Evidence informing forecast-year allocation inputs; displayed values and growth are calculated: The branded supplier brochure documents an ORS-powered bottled-liquid product channel. Its availability does not establish current orders or support continuity; it supports only the legacy-channel modeling premise. ([uploads-ssl.webflow.com](https://uploads-ssl.webflow.com/608330bcae48962bf6d7ff37/6149f80be6c30d34b5e3debe_BLS-Flyer-Compressed.pdf))

36. Florida Division of Corporations - One Resonance Sensors, LLC, Entity Detail

· Evidence informing base-year allocation inputs; displayed values and growth are calculated: The official registry records One Resonance Sensors, LLC as inactive following administrative dissolution on September xx.xx 2019. This counterevidence constrains continuity assumptions but does not prove zero surviving product support. ([search.sunbiz.org](https://search.sunbiz.org/Inquiry/CorporationSearch/SearchResultDetail?aggregateId=flal-l11000122986-c57f60b3-690d-4c87-836a-9aeb045075e8&directionType=CurrentList&inquirytype=EntityName&listNameOrder=ONERESONANCESENSORS+L110001229860&searchNameOrder=ONERESONANCESENSORS+L110001229860&searchTerm=ONE+RED+AMPERSAND+LLC))

· Evidence informing forecast-year allocation inputs; displayed values and growth are calculated: The official registry records One Resonance Sensors, LLC as inactive following administrative dissolution on September xx.xx 2019. This counterevidence constrains continuity assumptions but does not prove zero surviving product support. ([search.sunbiz.org](https://search.sunbiz.org/Inquiry/CorporationSearch/SearchResultDetail?aggregateId=flal-l11000122986-c57f60b3-690d-4c87-836a-9aeb045075e8&directionType=CurrentList&inquirytype=EntityName&listNameOrder=ONERESONANCESENSORS+L110001229860&searchNameOrder=ONERESONANCESENSORS+L110001229860&searchTerm=ONE+RED+AMPERSAND+LLC))

37. Explosive Detection - Teledyne FLIR Defense

· Evidence informing base-year allocation inputs; displayed values and growth are calculated: Lists offered Fido X-series products and service support, supporting commercial offering continuity only, not airport-specific eligibility or sales weights. ([flir.com](https://www.flir.com/threat-detection/explosives/))

· Evidence informing forecast-year allocation inputs; displayed values and growth are calculated: Lists offered Fido X-series products and service support, supporting commercial offering continuity only, not airport-specific eligibility or sales weights. ([flir.com](https://www.flir.com/threat-detection/explosives/))

38. Scintrex Trace E3500 Explosive Trace Detection Unit - SecurityPro USA

· Evidence informing base-year allocation inputs; displayed values and growth are calculated: The distributor offers E3500 chemiluminescence equipment and identifies customs/border applications. Supports a commercial category lead, not measured airport purchasing or the assumed price. ([securityprousa.com](https://www.securityprousa.com/collections/explosive-detection/products/scintrex-trace-e3500-explosive-trace-detection-unit))

· Evidence informing forecast-year allocation inputs; displayed values and growth are calculated: The distributor offers E3500 chemiluminescence equipment and identifies customs/border applications. Supports a commercial category lead, not measured airport purchasing or the assumed price. ([securityprousa.com](https://www.securityprousa.com/collections/explosive-detection/products/scintrex-trace-e3500-explosive-trace-detection-unit))

39. Portable Explosive Detector - Trace Detector EVD-3000+

- Evidence informing base-year allocation inputs; displayed values and growth are calculated: The distributor offers EVD-xx.xx+ thermo-redox equipment. Supports offered-product classification, not airport authorization, purchasing volume or the modeled realization. ([securityprousa.com](https://www.securityprousa.com/products/scintrex-trace-evd-xx.xx-portable-trace-detection-unit))
- Evidence informing forecast-year allocation inputs; displayed values and growth are calculated: The distributor offers EVD-xx.xx+ thermo-redox equipment. Supports offered-product classification, not airport authorization, purchasing volume or the modeled realization. ([securityprousa.com](https://www.securityprousa.com/products/scintrex-trace-evd-xx.xx-portable-trace-detection-unit))

40. CATSA's Purchase Order Terms and Conditions

- Evidence informing base-year allocation inputs; displayed values and growth are calculated: Contract terms constrain maintenance, parts and consumables escalation, qualifying unrestricted aftermarket pricing assumptions in the projection lifecycle model. ([catsa-acsta.gc.ca](https://www.catsa-acsta.gc.ca/en/publications/catsa-s-purchase-order-terms-and-conditions))
- Evidence informing forecast-year allocation inputs; displayed values and growth are calculated: Contract terms constrain maintenance, parts and consumables escalation, qualifying unrestricted aftermarket pricing assumptions in the projection lifecycle model. ([catsa-acsta.gc.ca](https://www.catsa-acsta.gc.ca/en/publications/catsa-s-purchase-order-terms-and-conditions))
- Evidence informing base-year allocation inputs; displayed values and growth are calculated: Contractual price limits constrain the pricing premise, but do not verify CT-specific global support receipts.
- Evidence informing forecast-year allocation inputs; displayed values and growth are calculated: Contractual price limits constrain the pricing premise, but do not verify CT-specific global support receipts.
- Evidence informing base-year allocation inputs; displayed values and growth are calculated: Maintenance and consumable escalation limits qualify the trace-platform pricing assumption rather than establishing the modeled IMS share.
- Evidence informing forecast-year allocation inputs; displayed values and growth are calculated: Maintenance and consumable escalation limits qualify the trace-platform pricing assumption rather than establishing the modeled IMS share.
- Evidence informing base-year allocation inputs; displayed values and growth are calculated: The pre-existing-software clause grants broad license rights without transferring ownership; proprietary ownership alone therefore cannot establish the Closed revenue numerator. ([catsa-acsta.gc.ca](https://www.catsa-acsta.gc.ca/en/publications/catsa-s-purchase-order-terms-and-conditions))
- Evidence informing forecast-year allocation inputs; displayed values and growth are calculated: The pre-existing-software clause grants broad license rights without transferring ownership; proprietary ownership alone therefore cannot establish the Closed revenue numerator. ([catsa-acsta.gc.ca](https://www.catsa-acsta.gc.ca/en/publications/catsa-s-purchase-order-terms-and-conditions))
- Evidence informing base-year allocation inputs; displayed values and growth are calculated: Software modification rights are not themselves proof of standards-based interfaces or independent component substitution; supports conservative classification. ([catsa-acsta.gc.ca](https://www.catsa-acsta.gc.ca/en/publications/catsa-s-purchase-order-terms-and-conditions))
- Evidence informing forecast-year allocation inputs; displayed values and growth are calculated: Software modification rights are not themselves proof of standards-based interfaces or independent component substitution; supports conservative classification. ([catsa-acsta.gc.ca](https://www.catsa-acsta.gc.ca/en/publications/catsa-s-purchase-order-terms-and-conditions))

41. Liquids Scanner for Airport Security - UC Davis
    - Evidence informing base-year allocation inputs; displayed values and growth are calculated: The February xx.xx 2011 account establishes a development contract and licensing relationship. Its development allocation is excluded from 2025 receipts and does not establish a surviving commercial cohort. ([ucdavis.edu](https://www.ucdavis.edu/news/liquids-scanner-airport-security))
    - Evidence informing forecast-year allocation inputs; displayed values and growth are calculated: The February xx.xx 2011 account establishes a development contract and licensing relationship. Its development allocation is excluded from 2025 receipts and does not establish a surviving commercial cohort. ([ucdavis.edu](https://www.ucdavis.edu/news/liquids-scanner-airport-security))
42. Open Architecture for Airport Security Systems, Second Edition
    - Evidence informing base-year allocation inputs; displayed values and growth are calculated: Distinguishes proprietary integration from interoperable connections, supporting the category boundary rather than an observed revenue share. ([aci-europe.org](https://aci-europe.org/downloads/resources/Open%20Architecture%20for%20Airport%20Security%20Systems%202nd%20Edition.pdf))
    - Evidence informing forecast-year allocation inputs; displayed values and growth are calculated: Distinguishes proprietary integration from interoperable connections, supporting the category boundary rather than an observed revenue share. ([aci-europe.org](https://aci-europe.org/downloads/resources/Open%20Architecture%20for%20Airport%20Security%20Systems%202nd%20Edition.pdf))
    - Evidence informing base-year allocation inputs; displayed values and growth are calculated: Integration does not guarantee interoperability; this constrains attribution of vendor-mediated configurations. ([aci-europe.org](https://aci-europe.org/downloads/resources/Open%20Architecture%20for%20Airport%20Security%20Systems%202nd%20Edition.pdf))
    - Evidence informing forecast-year allocation inputs; displayed values and growth are calculated: Integration does not guarantee interoperability; this constrains attribution of vendor-mediated configurations. ([aci-europe.org](https://aci-europe.org/downloads/resources/Open%20Architecture%20for%20Airport%20Security%20Systems%202nd%20Edition.pdf))
    - Evidence informing base-year allocation inputs; displayed values and growth are calculated: Allows identified partial compliance and discusses accountable integration responsibilities; supports scoped open attribution, not whole-purchase reclassification. ([aci-europe.org](https://aci-europe.org/downloads/resources/Open%20Architecture%20for%20Airport%20Security%20Systems%202nd%20Edition.pdf))
    - Evidence informing forecast-year allocation inputs; displayed values and growth are calculated: Allows identified partial compliance and discusses accountable integration responsibilities; supports scoped open attribution, not whole-purchase reclassification. ([aci-europe.org](https://aci-europe.org/downloads/resources/Open%20Architecture%20for%20Airport%20Security%20Systems%202nd%20Edition.pdf))

43. CATSA 2025 Annual Report - Overview of Activities

- Evidence informing base-year allocation inputs; displayed values and growth are calculated: Reports xx.xx CATSA Plus lines across xx.xx airports serving more than xx.xx% of passengers in 2024/xx.xx; provides an independent integration-activity check, not a direct value allocation. ([catsa-acsta.gc.ca](https://www.catsa-acsta.gc.ca/en/publications/2025-annual-report/overview-activities))
- Evidence informing forecast-year allocation inputs; displayed values and growth are calculated: Reports xx.xx CATSA Plus lines across xx.xx airports serving more than xx.xx% of passengers in 2024/xx.xx; provides an independent integration-activity check, not a direct value allocation. ([catsa-acsta.gc.ca](https://www.catsa-acsta.gc.ca/en/publications/2025-annual-report/overview-activities))
- Evidence informing base-year allocation inputs; displayed values and growth are calculated: The reported modernized passenger coverage constrains an assumption of universally standalone activity, while leaving commercial architecture and revenue attribution unresolved. ([catsa-acsta.gc.ca](https://www.catsa-acsta.gc.ca/en/publications/2025-annual-report/overview-activities))
- Evidence informing forecast-year allocation inputs; displayed values and growth are calculated: The reported modernized passenger coverage constrains an assumption of universally standalone activity, while leaving commercial architecture and revenue attribution unresolved. ([catsa-acsta.gc.ca](https://www.catsa-acsta.gc.ca/en/publications/2025-annual-report/overview-activities))
- Evidence informing forecast-year allocation inputs; displayed values and growth are calculated: The annual report identifies enhanced non-passenger requirements and implementation planned from spring 2025. This supports a conditional modernization premise, not the modeled global uptake factor.
- Evidence informing base-year allocation inputs; displayed values and growth are calculated: Reports xx.xx CATSA Plus lines and more than xx.xx% passenger coverage in 2024/xx.xx; provides a Canadian adoption comparator, not a global local-review revenue weight. ([catsa-acsta.gc.ca](https://www.catsa-acsta.gc.ca/en/publications/2025-annual-report/overview-activities))
- Evidence informing forecast-year allocation inputs; displayed values and growth are calculated: Reports xx.xx CATSA Plus lines and more than xx.xx% passenger coverage in 2024/xx.xx; provides a Canadian adoption comparator, not a global local-review revenue weight. ([catsa-acsta.gc.ca](https://www.catsa-acsta.gc.ca/en/publications/2025-annual-report/overview-activities))
- Evidence informing base-year allocation inputs; displayed values and growth are calculated: Identifies remote screening within CATSA Plus and quantifies deployment; constrains the commercial-adoption premise but does not establish each review room's location. ([catsa-acsta.gc.ca](https://www.catsa-acsta.gc.ca/en/publications/2025-annual-report/overview-activities))
- Evidence informing forecast-year allocation inputs; displayed values and growth are calculated: Identifies remote screening within CATSA Plus and quantifies deployment; constrains the commercial-adoption premise but does not establish each review room's location. ([catsa-acsta.gc.ca](https://www.catsa-acsta.gc.ca/en/publications/2025-annual-report/overview-activities))
- Evidence informing base-year allocation inputs; displayed values and growth are calculated: Deployment coverage constrains the addressable network-enabled pool; it does not disclose hybrid contracts or justify the modeled hybrid percentage. ([catsa-acsta.gc.ca](https://www.catsa-acsta.gc.ca/en/publications/2025-annual-report/overview-activities))
- Evidence informing forecast-year allocation inputs; displayed values and growth are calculated: Deployment coverage constrains the addressable network-enabled pool; it does not disclose hybrid contracts or justify the modeled hybrid percentage. ([catsa-acsta.gc.ca](https://www.catsa-acsta.gc.ca/en/publications/2025-annual-report/overview-activities))

44. CATSA - Beyond the Checkpoint, December 2025

- Evidence informing base-year allocation inputs; displayed values and growth are calculated: Reports xx.xx operational CT machines at eight airports and a modular-line average of xx.xx passengers per hour versus xx.xx for traditional multi-split lines; supports the bounded throughput-to-unit bridge and phased-deployment premise. ([catsa-acsta.gc.ca](https://www.catsa-acsta.gc.ca/en/about-us/beyond-checkpoint-2025-december))
- Evidence informing forecast-year allocation inputs; displayed values and growth are calculated: Reports xx.xx operational CT machines at eight airports and a modular-line average of xx.xx passengers per hour versus xx.xx for traditional multi-split lines; supports the bounded throughput-to-unit bridge and phased-deployment premise. ([catsa-acsta.gc.ca](https://www.catsa-acsta.gc.ca/en/about-us/beyond-checkpoint-2025-december))

45. Smiths Detection Delivers Fully Automated International Remote Baggage Screening System Between South Korea and the United States

- Evidence informing base-year allocation inputs; displayed values and growth are calculated: The January xx.xx 2026 disclosure identifies xx.xx software licenses and DICOS V3.xx.xx exchange, and dates operational service to August 2025. Supports commercial standards-based activity and forecast feasibility, not an observed global share or a confirmed 2025 license inventory. ([smithsdetection.com](https://www.smithsdetection.com/press-releases/smiths-detection-delivers-fully-automated-international-remote-baggage-screening-system-between-south-korea-and-the-united-states/))
- Evidence informing forecast-year allocation inputs; displayed values and growth are calculated: The January xx.xx 2026 disclosure identifies xx.xx software licenses and DICOS V3.xx.xx exchange, and dates operational service to August 2025. Supports commercial standards-based activity and forecast feasibility, not an observed global share or a confirmed 2025 license inventory. ([smithsdetection.com](https://www.smithsdetection.com/press-releases/smiths-detection-delivers-fully-automated-international-remote-baggage-screening-system-between-south-korea-and-the-united-states/))

46. SeeTrue Marks Milestone with Over 100 X-ray Checkpoint Installations of Advanced AI-Based Threat Detection Software

- Evidence informing base-year allocation inputs; displayed values and growth are calculated: The December xx.xx 2024 announcement reports the 100th operational screening lane across airports and other sectors. Provides a limited commercial-adoption scale check; it is neither airport-only nor a census of standards-based entitlements. ([seetrue.ai](https://www.seetrue.ai/seetrue-marks-milestone-with-over-xx.xx-x-ray-checkpoint-installations-of-advanced-ai-based-threat-detection-software/))
- Evidence informing forecast-year allocation inputs; displayed values and growth are calculated: The December xx.xx 2024 announcement reports the 100th operational screening lane across airports and other sectors. Provides a limited commercial-adoption scale check; it is neither airport-only nor a census of standards-based entitlements. ([seetrue.ai](https://www.seetrue.ai/seetrue-marks-milestone-with-over-xx.xx-x-ray-checkpoint-installations-of-advanced-ai-based-threat-detection-software/))

47. Scarabee's Checkpoint Property Screening System to be deployed at DEN

- Evidence informing base-year allocation inputs; displayed values and growth are calculated: Describes a xx.xx-lane Denver award combining Scarabee lanes with Smiths scanners. Corroborates a commercial mixed-supplier integration route; an award is not realized annual revenue or proof of unrestricted interoperability. ([daifukuatec.com](https://daifukuatec.com/news/scarabees-checkpoint-property-screening-system-to-be-deployed-at-den))
- Evidence informing forecast-year allocation inputs; displayed values and growth are calculated: Describes a xx.xx-lane Denver award combining Scarabee lanes with Smiths scanners. Corroborates a commercial mixed-supplier integration route; an award is not realized annual revenue or proof of unrestricted interoperability. ([daifukuatec.com](https://daifukuatec.com/news/scarabees-checkpoint-property-screening-system-to-be-deployed-at-den))

48. CATSA Annual Report 2024 - Management's Discussion and Analysis

- Evidence informing base-year allocation inputs; displayed values and growth are calculated: FY2023/xx.xx pre-board capital appropriations used of C$xx.xx provide the second period in the non-passenger-to-cabin purchasing comparison.
- Evidence informing base-year allocation inputs; displayed values and growth are calculated: FY2023/xx.xx non-passenger capital appropriations used of C$xx.xx enter the two-period activity proxy; they do not identify the property-only fraction.
- Evidence informing forecast-year allocation inputs; displayed values and growth are calculated: FY2023/xx.xx non-passenger capital appropriations used of C$xx.xx enter the two-period activity proxy; they do not identify the property-only fraction.

49. Smiths Detection confirm order of 91 advanced scanners for new terminals at Moscow Sheremetyevo International Airport
    - Evidence informing base-year allocation inputs; displayed values and growth are calculated: The dated airport deployment includes xx.xx entrance baggage systems and xx.xx cabin-checkpoint systems. Their ratio supplies a historical relative-density proxy, subsequently discounted for assumed global coverage.
    - Evidence informing forecast-year allocation inputs; displayed values and growth are calculated: The dated airport deployment includes xx.xx entrance baggage systems and xx.xx cabin-checkpoint systems. Their ratio supplies a historical relative-density proxy, subsequently discounted for assumed global coverage.
50. Cochin International Airport Selects Smiths Detection's CTX 9800 for Next-Generation Hold Baggage Screening
    - Evidence informing base-year allocation inputs; displayed values and growth are calculated: The May 2017 deployment identifies xx.xx customs baggage systems alongside four hold-baggage systems. This supports the customs-intensive historical configuration proxy, not current global fleet or revenue observations.
    - Evidence informing forecast-year allocation inputs; displayed values and growth are calculated: The May 2017 deployment identifies xx.xx customs baggage systems alongside four hold-baggage systems. This supports the customs-intensive historical configuration proxy, not current global fleet or revenue observations.
51. CATSA Functions, Programs and Activities
    - Evidence informing base-year allocation inputs; displayed values and growth are calculated: Hold-baggage activities include equipment purchase, baggage-handling integration and equipment maintenance, supporting the checked-baggage capital and lifecycle boundary.
    - Evidence informing forecast-year allocation inputs; displayed values and growth are calculated: Hold-baggage activities include equipment purchase, baggage-handling integration and equipment maintenance, supporting the checked-baggage capital and lifecycle boundary.
    - Evidence informing base-year allocation inputs; displayed values and growth are calculated: Non-passenger screening covers airport workers and their belongings; only attributable property-screening offerings enter this allocation.
    - Evidence informing forecast-year allocation inputs; displayed values and growth are calculated: Non-passenger screening covers airport workers and their belongings; only attributable property-screening offerings enter this allocation.
52. Fraport TAV Antalya Airport - About the security control itself
    - Evidence informing base-year allocation inputs; displayed values and growth are calculated: The airport operator distinguishes terminal-entry security from a subsequent checkpoint. This supports a separate entrance-screening mission while providing no global prevalence or spending share.
    - Evidence informing forecast-year allocation inputs; displayed values and growth are calculated: The airport operator distinguishes terminal-entry security from a subsequent checkpoint. This supports a separate entrance-screening mission while providing no global prevalence or spending share.
53. EMSD VoiceLink, Issue 79, June 2026 - EMSD Provides Comprehensive Support for Terminal 2 Commissioning
    - Evidence informing forecast-year allocation inputs; displayed values and growth are calculated: The June 2026 account identifies baggage-and-parcel equipment procurement and installation for the customs authority at Terminal xx.xx. It supports a separate commissioning mission but does not isolate baggage expenditure.
54. GAO-26-107811 - Guam: Considerations for Evaluating Alternative Customs Models and Potential Economic Effects
    - Evidence informing base-year allocation inputs; displayed values and growth are calculated: The audit identifies two historical airport-customs baggage systems inactive for years and delayed replacement procurement. This challenges conversion of installed stock or acknowledged need directly into annual equipment and support revenue.
    - Evidence informing forecast-year allocation inputs; displayed values and growth are calculated: The audit identifies two historical airport-customs baggage systems inactive for years and delayed replacement procurement. This challenges conversion of installed stock or acknowledged need directly into annual equipment and support revenue.

55. Bennet, Moran, Van Hollen, Boozman Introduce Bill to Bolster Aviation Safety
    - Evidence informing base-year allocation inputs; displayed values and growth are calculated: The July xx.xx 2025 official release identifies xx.xx U.S. screening lanes, used as agency purchasing-exposure calibration rather than observed annual equipment sales.
    - Evidence informing forecast-year allocation inputs; displayed values and growth are calculated: The July xx.xx 2025 official release identifies xx.xx U.S. screening lanes, used as agency purchasing-exposure calibration rather than observed annual equipment sales.
56. Bank of Canada - Annual exchange rates
    - Evidence informing base-year allocation inputs; displayed values and growth are calculated: Annual exchange-rate observations support the inherited fiscal-period approximation of xx.xx Canadian dollars per U.S. dollar; this is not a transaction-weighted exchange rate.
    - Evidence informing forecast-year allocation inputs; displayed values and growth are calculated: Annual exchange-rate observations support the inherited fiscal-period approximation of xx.xx Canadian dollars per U.S. dollar; this is not a transaction-weighted exchange rate.
57. Japan’s leading airline revolutionizes check in experience with new Smiths Detection technology
    - Evidence informing base-year allocation inputs; displayed values and growth are calculated: The August 2023 announcement identifies JAL as customer for five screening ecosystems and reports xx.xx deployed iLane units across Japan. These are historical commercial-stock anchors, not an airline-only fleet or 2025 sales observation.
    - Evidence informing forecast-year allocation inputs; displayed values and growth are calculated: The August 2023 announcement identifies JAL as customer for five screening ecosystems and reports xx.xx deployed iLane units across Japan. These are historical commercial-stock anchors, not an airline-only fleet or 2025 sales observation.
58. Narita International Airport anticipates threats with integrated solutions
    - Evidence informing base-year allocation inputs; displayed values and growth are calculated: Identifies Narita airport as a screening-technology customer and describes xx.xx lane-related installations, qualifying any assumption that the supplier's Japanese installed stock was purchased entirely by airlines.
    - Evidence informing forecast-year allocation inputs; displayed values and growth are calculated: Identifies Narita airport as a screening-technology customer and describes xx.xx lane-related installations, qualifying any assumption that the supplier's Japanese installed stock was purchased entirely by airlines.
59. MLIT - 保安検査の実施主体が変わります！ - June 27, 2025
    - Evidence informing forecast-year allocation inputs; displayed values and growth are calculated: The June xx.xx 2025 announcement targets transfer of security-screening responsibility from airlines to airport managers, with leading cases targeted in FY2026. Supports a conditional reduction in airline purchasing, not an observed contract-transfer percentage.
    - Evidence informing forecast-year allocation inputs; displayed values and growth are calculated: The transfer direction supports modeled airport-manager purchasing gains. Continued shared financing does not imply equal purchasing shares.
60. ICTS International N.V. - Annual Report for the year ended December 31, 2025
    - Evidence informing base-year allocation inputs; displayed values and growth are calculated: Discloses USD xx.xx company-wide property/equipment purchases and USD xx.xx airport-security revenue in 2025. Supports an asset-light purchasing-intensity proxy; the in-scope fraction and global expansion remain assumptions.
    - Evidence informing forecast-year allocation inputs; displayed values and growth are calculated: Discloses USD xx.xx company-wide property/equipment purchases and USD xx.xx airport-security revenue in 2025. Supports an asset-light purchasing-intensity proxy; the in-scope fraction and global expansion remain assumptions.

61. EU Publications Office - Purchase and maintenance of non-intrusive X-ray inspection equipment for baggage and air cargo volume control
    - Evidence informing base-year allocation inputs; displayed values and growth are calculated: Identifies Autoridade Tributária e Aduaneira as buyer and reports a 2026 award of EUR xx.xx across four lots for baggage/air-cargo inspection equipment and maintenance. Provides a buyer-role and commercial-scale comparator, not 2025 baggage-only annual expenditure.
    - Evidence informing forecast-year allocation inputs; displayed values and growth are calculated: Identifies Autoridade Tributária e Aduaneira as buyer and reports a 2026 award of EUR xx.xx across four lots for baggage/air-cargo inspection equipment and maintenance. Provides a buyer-role and commercial-scale comparator, not 2025 baggage-only annual expenditure.
62. ACI World - Busiest Airports in the World
    - Evidence informing base-year allocation inputs; displayed values and growth are calculated: Reports approximately xx.xx international airport passenger movements in 2025. Half provides an approximate arrival-movement scale check before transfer exclusions, not a customs examination or equipment-purchasing weight.
    - Evidence informing forecast-year allocation inputs; displayed values and growth are calculated: Reports approximately xx.xx international airport passenger movements in 2025. Half provides an approximate arrival-movement scale check before transfer exclusions, not a customs examination or equipment-purchasing weight.
63. Heathrow announces £2.3bn accelerated investment plan to upgrade the UK's international gateway to growth
    - Evidence informing base-year allocation inputs; displayed values and growth are calculated: Reports GBP xx.xx invested in security-lane upgrades during 2024, supporting material airport-directed purchasing. Broader infrastructure obligations and historical timing prevent treating the amount as 2025 in-scope market receipts.
    - Evidence informing forecast-year allocation inputs; displayed values and growth are calculated: Reports GBP xx.xx invested in security-lane upgrades during 2024, supporting material airport-directed purchasing. Broader infrastructure obligations and historical timing prevent treating the amount as 2025 in-scope market receipts.
64. Fraport Assumes Responsibility for Aviation Security Checks at Frankfurt Airport
    - Evidence informing base-year allocation inputs; displayed values and growth are calculated: Documents Fraport's checkpoint-management responsibility from January 2023, six initial CT-equipped lanes and three contracted screening providers. Supports distinguishing an airport commissioning role from regulator oversight and contracted screening labor.
    - Evidence informing forecast-year allocation inputs; displayed values and growth are calculated: Documents Fraport's checkpoint-management responsibility from January 2023, six initial CT-equipped lanes and three contracted screening providers. Supports distinguishing an airport commissioning role from regulator oversight and contracted screening labor.
65. Advanced Cabin Baggage Screening - Computed Tomography Implementation Guide
    - Evidence informing base-year allocation inputs; displayed values and growth are calculated: Distinguishes standalone CT, including equipment-local conveyance, from integrated screening-lane configurations; supports attribution boundaries, not a revenue weight.
    - Evidence informing forecast-year allocation inputs; displayed values and growth are calculated: Distinguishes standalone CT, including equipment-local conveyance, from integrated screening-lane configurations; supports attribution boundaries, not a revenue weight.
    - Evidence informing base-year allocation inputs; displayed values and growth are calculated: Identifies automated tray-return and automated screening-lane integration as commercially distinct configurations; supports the lane-integrated category definition.
    - Evidence informing forecast-year allocation inputs; displayed values and growth are calculated: Identifies automated tray-return and automated screening-lane integration as commercially distinct configurations; supports the lane-integrated category definition.

66. GAO-12-266 - Checked Baggage Screening: TSA Has Deployed Optimal Systems at the Majority of TSA-Regulated Airports, but Could Strengthen Cost Estimates

- Evidence informing base-year allocation inputs; displayed values and growth are calculated: The December 2011 table reports xx.xx standalone EDS alongside xx.xx in-line EDS; this historical machine-count comparator constrains, but does not determine, the current global allocation.
- Evidence informing forecast-year allocation inputs; displayed values and growth are calculated: The December 2011 table reports xx.xx standalone EDS alongside xx.xx in-line EDS; this historical machine-count comparator constrains, but does not determine, the current global allocation.
- Evidence informing base-year allocation inputs; displayed values and growth are calculated: Reports xx.xx in-line EDS across xx.xx in-line systems and distinguishes equipment counts from integrated-system counts; supports the historical configuration bridge.
- Evidence informing forecast-year allocation inputs; displayed values and growth are calculated: Reports xx.xx in-line EDS across xx.xx in-line systems and distinguishes equipment counts from integrated-system counts; supports the historical configuration bridge.

67. Smiths Detection selected as security technology provider to International Airport Heraklion Crete

- Evidence informing base-year allocation inputs; displayed values and growth are calculated: The September xx.xx 2025 announcement identifies eight cabin CT scanners and eight automated tray-return systems for Heraklion, with installation planned across late 2025 and mid-2026; supports ongoing integrated procurement, not realized annual revenue.
- Evidence informing forecast-year allocation inputs; displayed values and growth are calculated: The September xx.xx 2025 announcement identifies eight cabin CT scanners and eight automated tray-return systems for Heraklion, with installation planned across late 2025 and mid-2026; supports ongoing integrated procurement, not realized annual revenue.

68. Centralised Image Processing: The Impact on Security Checkpoints

- Evidence informing base-year allocation inputs; displayed values and growth are calculated: Distinguishes checkpoint-local image review from separate-room arrangements; supports retaining networked local activity rather than automatically assigning it to remote review. ([casra.ch](https://casra.ch/wp-content/uploads/2021/xx.xx/Kuhn-2017.-Centralised-image-processing.pdf))
- Evidence informing forecast-year allocation inputs; displayed values and growth are calculated: Distinguishes checkpoint-local image review from separate-room arrangements; supports retaining networked local activity rather than automatically assigning it to remote review. ([casra.ch](https://casra.ch/wp-content/uploads/2021/xx.xx/Kuhn-2017.-Centralised-image-processing.pdf))
- Evidence informing base-year allocation inputs; displayed values and growth are calculated: Describes separate screening rooms and established remote hold-baggage review at larger airports; supports the cohort-maturity premise, not a numerical global share. ([casra.ch](https://casra.ch/wp-content/uploads/2021/xx.xx/Kuhn-2017.-Centralised-image-processing.pdf))
- Evidence informing forecast-year allocation inputs; displayed values and growth are calculated: Describes separate screening rooms and established remote hold-baggage review at larger airports; supports the cohort-maturity premise, not a numerical global share. ([casra.ch](https://casra.ch/wp-content/uploads/2021/xx.xx/Kuhn-2017.-Centralised-image-processing.pdf))
- Evidence informing base-year allocation inputs; displayed values and growth are calculated: Describes combined checkpoint and remote-room arrangements, establishing a mixed-location commercial configuration without measuring its prevalence or price. ([casra.ch](https://casra.ch/wp-content/uploads/2021/xx.xx/Kuhn-2017.-Centralised-image-processing.pdf))
- Evidence informing forecast-year allocation inputs; displayed values and growth are calculated: Describes combined checkpoint and remote-room arrangements, establishing a mixed-location commercial configuration without measuring its prevalence or price. ([casra.ch](https://casra.ch/wp-content/uploads/2021/xx.xx/Kuhn-2017.-Centralised-image-processing.pdf))

69. Annual Report 2024 - CATSA's Operating Environment

- Evidence informing base-year allocation inputs; displayed values and growth are calculated: Reports xx.xx CATSA Plus lines and more than xx.xx% passenger coverage in 2023/xx.xx providing the historical comparison rather than a global location allocation. ([catsa-acsta.gc.ca](https://www.catsa-acsta.gc.ca/en/publications/catsa-s-operating-environment))
- Evidence informing forecast-year allocation inputs; displayed values and growth are calculated: Reports xx.xx CATSA Plus lines and more than xx.xx% passenger coverage in 2023/xx.xx providing the historical comparison rather than a global location allocation. ([catsa-acsta.gc.ca](https://www.catsa-acsta.gc.ca/en/publications/catsa-s-operating-environment))
- Evidence informing base-year allocation inputs; displayed values and growth are calculated: Together with the subsequent annual report, supports a seven-line deployment increase without a corresponding increase in reported passenger coverage. ([catsa-acsta.gc.ca](https://www.catsa-acsta.gc.ca/en/publications/catsa-s-operating-environment))
- Evidence informing forecast-year allocation inputs; displayed values and growth are calculated: Together with the subsequent annual report, supports a seven-line deployment increase without a corresponding increase in reported passenger coverage. ([catsa-acsta.gc.ca](https://www.catsa-acsta.gc.ca/en/publications/catsa-s-operating-environment))
- Evidence informing base-year allocation inputs; displayed values and growth are calculated: Provides a historical network-enabled deployment anchor, while leaving the physical mixed-location contract share unmeasured. ([catsa-acsta.gc.ca](https://www.catsa-acsta.gc.ca/en/publications/catsa-s-operating-environment))
- Evidence informing forecast-year allocation inputs; displayed values and growth are calculated: Provides a historical network-enabled deployment anchor, while leaving the physical mixed-location contract share unmeasured. ([catsa-acsta.gc.ca](https://www.catsa-acsta.gc.ca/en/publications/catsa-s-operating-environment))

70. L22020-T-TG Upgrades to the Passenger Search Area, body scanners, EDS C3 cabin baggage screening - Contract Award Notice

- Evidence informing base-year allocation inputs; displayed values and growth are calculated: The January xx.xx 2023 Luton award expressly includes construction of a remote screening room at the airport terminal, supporting separate-room commercial procurement. Its broader scope is not treated as baggage-only annual revenue. ([find-tender.service.gov.uk](https://www.find-tender.service.gov.uk/Notice/xx.xx-2023))
- Evidence informing forecast-year allocation inputs; displayed values and growth are calculated: The January xx.xx 2023 Luton award expressly includes construction of a remote screening room at the airport terminal, supporting separate-room commercial procurement. Its broader scope is not treated as baggage-only annual revenue. ([find-tender.service.gov.uk](https://www.find-tender.service.gov.uk/Notice/xx.xx-2023))

71. Greater Orlando Aviation Authority - Minutes of the February 19, 2025 Meeting

- Evidence informing base-year allocation inputs; displayed values and growth are calculated: Authorizes up to USD xx.xx for baggage-system and Remote Screening Facility network/server separation. Half this ceiling is an explicitly assumed deployment-cost comparator, not observed off-site receipts. ([assets.ctfassets.net](https://assets.ctfassets.net/qiecpoxp4bka/6BCjKImOwJmeZxqtGVdpYR/1e2d759a2c44b5b6d71193cb9927ec75/2025-xx.xx-19_Board_Minutes.pdf))
- Evidence informing forecast-year allocation inputs; displayed values and growth are calculated: Authorizes up to USD xx.xx for baggage-system and Remote Screening Facility network/server separation. Half this ceiling is an explicitly assumed deployment-cost comparator, not observed off-site receipts. ([assets.ctfassets.net](https://assets.ctfassets.net/qiecpoxp4bka/6BCjKImOwJmeZxqtGVdpYR/1e2d759a2c44b5b6d71193cb9927ec75/2025-xx.xx-19_Board_Minutes.pdf))
- Evidence informing base-year allocation inputs; displayed values and growth are calculated: Provides the commercial networking-cost anchor for the modeled transfer from existing on-site pools, avoiding additional market value or duplicate host-equipment attribution. ([assets.ctfassets.net](https://assets.ctfassets.net/qiecpoxp4bka/6BCjKImOwJmeZxqtGVdpYR/1e2d759a2c44b5b6d71193cb9927ec75/2025-xx.xx-19_Board_Minutes.pdf))
- Evidence informing forecast-year allocation inputs; displayed values and growth are calculated: Provides the commercial networking-cost anchor for the modeled transfer from existing on-site pools, avoiding additional market value or duplicate host-equipment attribution. ([assets.ctfassets.net](https://assets.ctfassets.net/qiecpoxp4bka/6BCjKImOwJmeZxqtGVdpYR/1e2d759a2c44b5b6d71193cb9927ec75/2025-xx.xx-19_Board_Minutes.pdf))

72. American and U.S. Customs and Border Protection pilot innovative baggage screening initiative

- Evidence informing base-year allocation inputs; displayed values and growth are calculated: American's April xx.xx 2025 announcement identifies a daily Sydney-Los Angeles IRBS pilot and unchanged screening requirements. It anchors one sampled connection and an assumed partial-year licensing period, not disclosed revenue. ([s202.q4cdn.com](https://s202.q4cdn.com/xx.xx/files/doc_news/American-and-US-Customs-and-Border-Protection-pilot-innovative-baggage-screening-initiative-OPS-OTH-xx.xx-2025.pdf))
- Evidence informing forecast-year allocation inputs; displayed values and growth are calculated: American's April xx.xx 2025 announcement identifies a daily Sydney-Los Angeles IRBS pilot and unchanged screening requirements. It anchors one sampled connection and an assumed partial-year licensing period, not disclosed revenue. ([s202.q4cdn.com](https://s202.q4cdn.com/xx.xx/files/doc_news/American-and-US-Customs-and-Border-Protection-pilot-innovative-baggage-screening-initiative-OPS-OTH-xx.xx-2025.pdf))

73. 델타항공-대한항공, 인천발 애틀랜타 노선 대상 위탁수하물 원격 검색 방식 신규 도입

- Evidence informing base-year allocation inputs; displayed values and growth are calculated: The August xx.xx 2025 announcement identifies the Incheon-Atlanta IRBS arrangement, anchoring a second sampled connection and a partial-year commercial-activity assumption without establishing contract value. ([news.delta.com](https://news.delta.com/delta-and-koreanair-launch-remote-baggage-screening-on-icn-atl-KR))
- Evidence informing forecast-year allocation inputs; displayed values and growth are calculated: The August xx.xx 2025 announcement identifies the Incheon-Atlanta IRBS arrangement, anchoring a second sampled connection and a partial-year commercial-activity assumption without establishing contract value. ([news.delta.com](https://news.delta.com/delta-and-koreanair-launch-remote-baggage-screening-on-icn-atl-KR))

74. United Launches CBP's International Remote Baggage Screening on Select International Flights

· Evidence informing base-year allocation inputs; displayed values and growth are calculated: United's September xx.xx 2025 announcement identifies daily Sydney-San Francisco service and named technology partners, anchoring a third sampled connection. It reports no attributable software or integration receipts. ([united.mediaroom.com](https://united.mediaroom.com/2025-xx.xx-xx.xx-United-Launches-CBPs-International-Remote-Baggage-Screening-on-Select-International-Flights))

· Evidence informing forecast-year allocation inputs; displayed values and growth are calculated: United's September xx.xx 2025 announcement identifies daily Sydney-San Francisco service and named technology partners, anchoring a third sampled connection. It reports no attributable software or integration receipts. ([united.mediaroom.com](https://united.mediaroom.com/2025-xx.xx-xx.xx-United-Launches-CBPs-International-Remote-Baggage-Screening-on-Select-International-Flights))

75. Airline Passengers Face Fewer Bag Checkpoints, Thanks to PNNL, Partners

· Evidence informing forecast-year allocation inputs; displayed values and growth are calculated: The August xx.xx 2026 laboratory release describes implementation on additional routes, including Seoul arrivals at Minneapolis-St. Paul and Detroit. This supports expansion direction, not the forecast connection count, realization or global share. ([pnnl.gov](https://www.pnnl.gov/news-media/airline-passengers-face-fewer-bag-checkpoints-thanks-pnnl-partners))

76. TSA awards $781.2 million to procure additional CT X-Ray scanners for airport checkpoints

· Evidence informing base-year allocation inputs; displayed values and growth are calculated: The March xx.xx 2022 announcement identifies up to USD xx.xx for procurement and maintenance of up to xx.xx systems from an OEM. This is a historical procurement-scale anchor, not annual 2025 direct-channel revenue. ([content.govdelivery.com](https://content.govdelivery.com/accounts/USDHSTSA/bulletins/30f6e5f))

· Evidence informing base-year allocation inputs; displayed values and growth are calculated: The award includes full-size automated lanes, cautioning against assigning all automation value to non-OEM integration primes; exact contractual-role attribution is not disclosed. ([content.govdelivery.com](https://content.govdelivery.com/accounts/USDHSTSA/bulletins/30f6e5f))

77. OSI Systems, Inc. - Form 10-K for the fiscal year ended June 30, 2026

· Evidence informing base-year allocation inputs; displayed values and growth are calculated: The filing describes regional direct security-product sales and direct maintenance relationships. Its broader security scope supports route coexistence, not baggage-only sales weights. ([sec.gov](https://www.sec.gov/Archives/edgar/data/xx.xx/xx.xx/osis-20260630x10k.htm))

· Evidence informing forecast-year allocation inputs; displayed values and growth are calculated: The filing describes regional direct security-product sales and direct maintenance relationships. Its broader security scope supports route coexistence, not baggage-only sales weights. ([sec.gov](https://www.sec.gov/Archives/edgar/data/xx.xx/xx.xx/osis-20260630x10k.htm))

· Evidence informing base-year allocation inputs; displayed values and growth are calculated: The company identifies a global independent-distributor network, supporting a continuing indirect route without quantifying its value share. ([sec.gov](https://www.sec.gov/Archives/edgar/data/xx.xx/xx.xx/osis-20260630x10k.htm))

· Evidence informing forecast-year allocation inputs; displayed values and growth are calculated: The company identifies a global independent-distributor network, supporting a continuing indirect route without quantifying its value share. ([sec.gov](https://www.sec.gov/Archives/edgar/data/xx.xx/xx.xx/osis-20260630x10k.htm))

· Evidence informing base-year allocation inputs; displayed values and growth are calculated: Authorized service providers are identified separately from distributors, supporting distinct technical-service attribution and access limitations. ([sec.gov](https://www.sec.gov/Archives/edgar/data/xx.xx/xx.xx/osis-20260630x10k.htm))

· Evidence informing forecast-year allocation inputs; displayed values and growth are calculated: Authorized service providers are identified separately from distributors, supporting distinct technical-service attribution and access limitations. ([sec.gov](https://www.sec.gov/Archives/edgar/data/xx.xx/xx.xx/osis-20260630x10k.htm))

78. SriLankan Airlines - Invitation for Supply, Installation, Commissioning and Maintenance of Dual View Heavy and Medium X-Ray Machines, Reference 202130407

    · Evidence informing base-year allocation inputs; displayed values and growth are calculated: The 2021 purchaser invitation permits an OEM or authorized OEM agent and requires authorization for the latter. It establishes equipment-channel eligibility, not an award or software-resale right. ([srilankan.com](https://www.srilankan.com/download/tender/TN-Invitationforsubmiss-xx.xx.pdf))

79. JFK Millennium Partners Selects K2 to Deliver State-of-the-Art Security Screening Checkpoint at new JFK Terminal 6

    · Evidence informing base-year allocation inputs; displayed values and growth are calculated: The March xx.xx 2025 appointment assigns procurement and deployment coordination across multiple technology suppliers at a future ten-gate terminal. It supports integration-prime participation and a forecast mechanism, not a disclosed share or completed 2025 revenue. ([portauthoritybuilds.com](https://www.portauthoritybuilds.com/redevelopment/us/en/jfk/planned-projects/terminal-xx.xx/news/jfk-millennium-partners-selects-k2-to-deliver-state-of-the-art-s.html))

    · Evidence informing forecast-year allocation inputs; displayed values and growth are calculated: The March xx.xx 2025 appointment assigns procurement and deployment coordination across multiple technology suppliers at a future ten-gate terminal. It supports integration-prime participation and a forecast mechanism, not a disclosed share or completed 2025 revenue. ([portauthoritybuilds.com](https://www.portauthoritybuilds.com/redevelopment/us/en/jfk/planned-projects/terminal-xx.xx/news/jfk-millennium-partners-selects-k2-to-deliver-state-of-the-art-s.html))

    · Evidence informing base-year allocation inputs; displayed values and growth are calculated: The March xx.xx 2025 appointment covers baggage CT and automated bin-return equipment for a future xx.xx-gate terminal, with phased opening planned for 2026-2028. It establishes new-installation activity, not attributable 2025 receipts; wider airport investment and person-only technologies are excluded.

    · Evidence informing forecast-year allocation inputs; displayed values and growth are calculated: The March xx.xx 2025 appointment covers baggage CT and automated bin-return equipment for a future xx.xx-gate terminal, with phased opening planned for 2026-2028. It establishes new-installation activity, not attributable 2025 receipts; wider airport investment and person-only technologies are excluded.

80. CATSA Corporate Plan 2024-25 to 2028-29 Summary - Key Corporate Risks

    · Evidence informing base-year allocation inputs; displayed values and growth are calculated: The authority reports transferring maintenance of most screening equipment to KPrime in 2023/xx.xx. This establishes a separately contracted maintenance relationship, without a baggage-only payment split. ([catsa-acsta.gc.ca](https://www.catsa-acsta.gc.ca/en/publications/key-corporate-risks))

81. Leidos wins TSA logistics contract

    · Evidence informing base-year allocation inputs; displayed values and growth are calculated: The January xx.xx 2025 announcement describes an eight-year, USD xx.xx maximum sustainment contract covering xx.xx equipment units at over xx.xx locations with manufacturer coordination. Annualization and baggage/third-party attribution in the model are explicit assumptions. ([leidos.com](https://www.leidos.com/insights/leidos-wins-tsa-logistics-contract))

    · Evidence informing forecast-year allocation inputs; displayed values and growth are calculated: The January xx.xx 2025 announcement describes an eight-year, USD xx.xx maximum sustainment contract covering xx.xx equipment units at over xx.xx locations with manufacturer coordination. Annualization and baggage/third-party attribution in the model are explicit assumptions. ([leidos.com](https://www.leidos.com/insights/leidos-wins-tsa-logistics-contract))

82. Checkpoint Transformation: Malta International Airport Streamlines Passenger Flow with Smiths Detection
    - Evidence informing base-year allocation inputs; displayed values and growth are calculated: Seven conventional automated lanes were replaced by six CT-equipped lanes, with final commissioning in January 2025. This is a counterexample to equating capacity improvement with net additional equipment.
    - Evidence informing forecast-year allocation inputs; displayed values and growth are calculated: Seven conventional automated lanes were replaced by six CT-equipped lanes, with final commissioning in January 2025. This is a counterexample to equating capacity improvement with net additional equipment.
    - Evidence informing base-year allocation inputs; displayed values and growth are calculated: The complete checkpoint replacement illustrates why an offering described commercially as an upgrade can belong to System Replacement. The seven-year service commitment is not counted wholly as installation-year revenue.
    - Evidence informing forecast-year allocation inputs; displayed values and growth are calculated: The complete checkpoint replacement illustrates why an offering described commercially as an upgrade can belong to System Replacement. The seven-year service commitment is not counted wholly as installation-year revenue.
83. iCMORE - Smiths Detection
    - Evidence informing forecast-year allocation inputs; displayed values and growth are calculated: The current commercial offering describes a software-upgrade path while qualifying additional hardware requirements by machine type and age. This constrains forecast eligibility assumptions; product availability does not measure adoption or revenue.

17.6. GCC

Table 401. GCC Airport Baggage Screening Systems Market, by Country growth contribution, 2025-2032

Category	2025 value (USD Million)	2032 value (USD Million)	Added value (USD Million)	2025 share (%)	2032 share (%)	Change (pp)	Growth share (%)	CAGR (%)
Bahrain	xx.xx	xx.xx	xx.xx	xx.xx	xx.xx	xx.xx	xx.xx	xx.xx
Kuwait	xx.xx	xx.xx	xx.xx	xx.xx	xx.xx	xx.xx	xx.xx	xx.xx
Oman	xx.xx	xx.xx	xx.xx	xx.xx	xx.xx	xx.xx	xx.xx	xx.xx
Qatar	xx.xx	xx.xx	xx.xx	xx.xx	xx.xx	xx.xx	xx.xx	xx.xx
Saudi Arabia	xx.xx	xx.xx	xx.xx	xx.xx	xx.xx	xx.xx	xx.xx	xx.xx
United Arab Emirates	xx.xx	xx.xx	xx.xx	xx.xx	xx.xx	xx.xx	xx.xx	xx.xx
Scope total	**xx.xx**	**xx.xx**	**xx.xx**	**xx.xx**	**xx.xx**	**xx.xx**	**xx.xx**	**xx.xx**

Table 402. GCC Airport Baggage Screening Systems Market Size, by Group, 2017-2040 (USD Million)

Group	2017	2024	2025	2026	2027	2032	2040	CAGR (%)
Bahrain	xx.xx	xx.xx	xx.xx	xx.xx	xx.xx	xx.xx	xx.xx	xx.xx
Kuwait	xx.xx	xx.xx	xx.xx	xx.xx	xx.xx	xx.xx	xx.xx	xx.xx
Oman	xx.xx	xx.xx	xx.xx	xx.xx	xx.xx	xx.xx	xx.xx	xx.xx
Qatar	xx.xx	xx.xx	xx.xx	xx.xx	xx.xx	xx.xx	xx.xx	xx.xx
Saudi Arabia	xx.xx	xx.xx	xx.xx	xx.xx	xx.xx	xx.xx	xx.xx	xx.xx
United Arab Emirates	xx.xx	xx.xx	xx.xx	xx.xx	xx.xx	xx.xx	xx.xx	xx.xx

Table 403. GCC Airport Baggage Screening Systems Market Size, by Offering, 2017-2040 (USD Million)

Offering	2017	2024	2025	2026	2027	2032	2040	CAGR (%)
Detection Equipment	xx.xx	xx.xx	xx.xx	xx.xx	xx.xx	xx.xx	xx.xx	xx.xx
Replacement Parts and Consumables	xx.xx	xx.xx	xx.xx	xx.xx	xx.xx	xx.xx	xx.xx	xx.xx
Screening Automation Equipment	xx.xx	xx.xx	xx.xx	xx.xx	xx.xx	xx.xx	xx.xx	xx.xx
Screening Software	xx.xx	xx.xx	xx.xx	xx.xx	xx.xx	xx.xx	xx.xx	xx.xx
System Services	xx.xx	xx.xx	xx.xx	xx.xx	xx.xx	xx.xx	xx.xx	xx.xx
Total	**xx.xx**	**xx.xx**	**xx.xx**	**xx.xx**	**xx.xx**	**xx.xx**	**xx.xx**	**xx.xx**

Table 404. GCC Airport Baggage Screening Systems Market Size, by Detection Equipment, 2017-2040 (USD Million)

Detection Equipment	2017	2024	2025	2026	2027	2032	2040	CAGR (%)
Baggage Inspection Systems	xx.xx	xx.xx	xx.xx	xx.xx	xx.xx	xx.xx	xx.xx	xx.xx
Explosive Trace Detectors	xx.xx	xx.xx	xx.xx	xx.xx	xx.xx	xx.xx	xx.xx	xx.xx
Liquid and Bulk Material Analyzers	xx.xx	xx.xx	xx.xx	xx.xx	xx.xx	xx.xx	xx.xx	xx.xx
Total	**xx.xx**	**xx.xx**	**xx.xx**	**xx.xx**	**xx.xx**	**xx.xx**	**xx.xx**	**xx.xx**

Table 405. GCC Airport Baggage Screening Systems Market Size, by System Services, 2017-2040 (USD Million)

System Services	2017	2024	2025	2026	2027	2032	2040	CAGR (%)
Equipment Training Services	xx.xx	xx.xx	xx.xx	xx.xx	xx.xx	xx.xx	xx.xx	xx.xx
Installation, Integration, and Commissioning Services	xx.xx	xx.xx	xx.xx	xx.xx	xx.xx	xx.xx	xx.xx	xx.xx
Maintenance, Repair, and Technical Support	xx.xx	xx.xx	xx.xx	xx.xx	xx.xx	xx.xx	xx.xx	xx.xx
Planning and Engineering Services	xx.xx	xx.xx	xx.xx	xx.xx	xx.xx	xx.xx	xx.xx	xx.xx
Total	**xx.xx**	**xx.xx**	**xx.xx**	**xx.xx**	**xx.xx**	**xx.xx**	**xx.xx**	**xx.xx**

Table 406. GCC Airport Baggage Screening Systems Market Size, by Replacement Parts and Consumables, 2017-2040 (USD Million)

Replacement Parts and Consumables	2017	2024	2025	2026	2027	2032	2040	CAGR (%)
Detection Consumables	xx.xx	xx.xx	xx.xx	xx.xx	xx.xx	xx.xx	xx.xx	xx.xx
Replacement Parts and Upgrade Kits	xx.xx	xx.xx	xx.xx	xx.xx	xx.xx	xx.xx	xx.xx	xx.xx
Total	**xx.xx**	**xx.xx**	**xx.xx**	**xx.xx**	**xx.xx**	**xx.xx**	**xx.xx**	**xx.xx**

Table 407. GCC Airport Baggage Screening Systems Market Size, by Screening Automation Equipment, 2017-2040 (USD Million)

Screening Automation Equipment	2017	2024	2025	2026	2027	2032	2040	CAGR (%)
Screening Conveyors and Sortation Equipment	xx.xx	xx.xx	xx.xx	xx.xx	xx.xx	xx.xx	xx.xx	xx.xx
Screening Lanes and Tray-Return Systems	xx.xx	xx.xx	xx.xx	xx.xx	xx.xx	xx.xx	xx.xx	xx.xx
Total	**xx.xx**	**xx.xx**	**xx.xx**	**xx.xx**	**xx.xx**	**xx.xx**	**xx.xx**	**xx.xx**

Table 408. GCC Airport Baggage Screening Systems Market Size, by Screening Software, 2017-2040 (USD Million)

Screening Software	2017	2024	2025	2026	2027	2032	2040	CAGR (%)
Automated Threat Detection Software	xx.xx	xx.xx	xx.xx	xx.xx	xx.xx	xx.xx	xx.xx	xx.xx
Image Review and Management Software	xx.xx	xx.xx	xx.xx	xx.xx	xx.xx	xx.xx	xx.xx	xx.xx
Screener Training and Quality Assurance Software	xx.xx	xx.xx	xx.xx	xx.xx	xx.xx	xx.xx	xx.xx	xx.xx
Screening Connectivity and Fleet Management Software	xx.xx	xx.xx	xx.xx	xx.xx	xx.xx	xx.xx	xx.xx	xx.xx
Total	**xx.xx**	**xx.xx**	**xx.xx**	**xx.xx**	**xx.xx**	**xx.xx**	**xx.xx**	**xx.xx**

Table 409. GCC Airport Baggage Screening Systems Market Size, by Detection Platform, 2017-2040 (USD Million)

Detection Platform	2017	2024	2025	2026	2027	2032	2040	CAGR (%)
Chemiluminescence Detection	xx.xx	xx.xx	xx.xx	xx.xx	xx.xx	xx.xx	xx.xx	xx.xx
Dielectric and Microwave Analysis	xx.xx	xx.xx	xx.xx	xx.xx	xx.xx	xx.xx	xx.xx	xx.xx
Fluorescence Detection	xx.xx	xx.xx	xx.xx	xx.xx	xx.xx	xx.xx	xx.xx	xx.xx
Integrated Multimodal Detection	xx.xx	xx.xx	xx.xx	xx.xx	xx.xx	xx.xx	xx.xx	xx.xx
Ion Mobility Spectrometry	xx.xx	xx.xx	xx.xx	xx.xx	xx.xx	xx.xx	xx.xx	xx.xx
Magnetic Resonance	xx.xx	xx.xx	xx.xx	xx.xx	xx.xx	xx.xx	xx.xx	xx.xx
Mass Spectrometry	xx.xx	xx.xx	xx.xx	xx.xx	xx.xx	xx.xx	xx.xx	xx.xx
Projection X-Ray Imaging	xx.xx	xx.xx	xx.xx	xx.xx	xx.xx	xx.xx	xx.xx	xx.xx
Raman Spectroscopy	xx.xx	xx.xx	xx.xx	xx.xx	xx.xx	xx.xx	xx.xx	xx.xx
Thermo-Redox Detection	xx.xx	xx.xx	xx.xx	xx.xx	xx.xx	xx.xx	xx.xx	xx.xx
X-Ray Computed Tomography	xx.xx	xx.xx	xx.xx	xx.xx	xx.xx	xx.xx	xx.xx	xx.xx
X-Ray Diffraction	xx.xx	xx.xx	xx.xx	xx.xx	xx.xx	xx.xx	xx.xx	xx.xx
Others	xx.xx	xx.xx	xx.xx	xx.xx	xx.xx	xx.xx	xx.xx	xx.xx
Total	**xx.xx**	**xx.xx**	**xx.xx**	**xx.xx**	**xx.xx**	**xx.xx**	**xx.xx**	**xx.xx**

Table 410. GCC Airport Baggage Screening Systems Market Size, by Projection X-Ray Imaging, 2017-2040 (USD Million)

Projection X-Ray Imaging	2017	2024	2025	2026	2027	2032	2040	CAGR (%)
Multiview X-Ray Imaging	xx.xx	xx.xx	xx.xx	xx.xx	xx.xx	xx.xx	xx.xx	xx.xx
Single-View X-Ray Imaging	xx.xx	xx.xx	xx.xx	xx.xx	xx.xx	xx.xx	xx.xx	xx.xx
Total	**xx.xx**	**xx.xx**	**xx.xx**	**xx.xx**	**xx.xx**	**xx.xx**	**xx.xx**	**xx.xx**

Table 411. GCC Airport Baggage Screening Systems Market Size, by Interoperability Architecture, 2017-2040 (USD Million)

Interoperability Architecture	2017	2024	2025	2026	2027	2032	2040	CAGR (%)
Closed Proprietary Architecture	xx.xx	xx.xx	xx.xx	xx.xx	xx.xx	xx.xx	xx.xx	xx.xx
Open Standards-Based Interoperability	xx.xx	xx.xx	xx.xx	xx.xx	xx.xx	xx.xx	xx.xx	xx.xx
Vendor-Specific Integration	xx.xx	xx.xx	xx.xx	xx.xx	xx.xx	xx.xx	xx.xx	xx.xx
Total	**xx.xx**	**xx.xx**	**xx.xx**	**xx.xx**	**xx.xx**	**xx.xx**	**xx.xx**	**xx.xx**

Table 412. GCC Airport Baggage Screening Systems Market Size, by Screening Application, 2017-2040 (USD Million)

Screening Application	2017	2024	2025	2026	2027	2032	2040	CAGR (%)
Customs and Border Baggage Inspection	xx.xx	xx.xx	xx.xx	xx.xx	xx.xx	xx.xx	xx.xx	xx.xx
Non-Passenger Property Screening	xx.xx	xx.xx	xx.xx	xx.xx	xx.xx	xx.xx	xx.xx	xx.xx
Passenger Cabin Baggage Screening	xx.xx	xx.xx	xx.xx	xx.xx	xx.xx	xx.xx	xx.xx	xx.xx
Passenger Checked Baggage Screening	xx.xx	xx.xx	xx.xx	xx.xx	xx.xx	xx.xx	xx.xx	xx.xx
Terminal-Entrance Baggage Screening	xx.xx	xx.xx	xx.xx	xx.xx	xx.xx	xx.xx	xx.xx	xx.xx
Total	**xx.xx**	**xx.xx**	**xx.xx**	**xx.xx**	**xx.xx**	**xx.xx**	**xx.xx**	**xx.xx**

Table 413. GCC Airport Baggage Screening Systems Market Size, by Purchasing Organization, 2017-2040 (USD Million)

Purchasing Organization	2017	2024	2025	2026	2027	2032	2040	CAGR (%)
Airlines	xx.xx	xx.xx	xx.xx	xx.xx	xx.xx	xx.xx	xx.xx	xx.xx
Airport and Terminal Operators	xx.xx	xx.xx	xx.xx	xx.xx	xx.xx	xx.xx	xx.xx	xx.xx
Contract Screening Operators	xx.xx	xx.xx	xx.xx	xx.xx	xx.xx	xx.xx	xx.xx	xx.xx
Customs and Border Authorities	xx.xx	xx.xx	xx.xx	xx.xx	xx.xx	xx.xx	xx.xx	xx.xx
Public Aviation Security Agencies	xx.xx	xx.xx	xx.xx	xx.xx	xx.xx	xx.xx	xx.xx	xx.xx
Total	**xx.xx**	**xx.xx**	**xx.xx**	**xx.xx**	**xx.xx**	**xx.xx**	**xx.xx**	**xx.xx**

Table 414. GCC Airport Baggage Screening Systems Market Size, by System Integration, 2017-2040 (USD Million)

System Integration	2017	2024	2025	2026	2027	2032	2040	CAGR (%)
Baggage Handling-Integrated Systems	xx.xx	xx.xx	xx.xx	xx.xx	xx.xx	xx.xx	xx.xx	xx.xx
Checkpoint Lane-Integrated Systems	xx.xx	xx.xx	xx.xx	xx.xx	xx.xx	xx.xx	xx.xx	xx.xx
Standalone Screening Systems	xx.xx	xx.xx	xx.xx	xx.xx	xx.xx	xx.xx	xx.xx	xx.xx
Total	**xx.xx**	**xx.xx**	**xx.xx**	**xx.xx**	**xx.xx**	**xx.xx**	**xx.xx**	**xx.xx**

Table 415. GCC Airport Baggage Screening Systems Market Size, by Image Review Location, 2017-2040 (USD Million)

Image Review Location	2017	2024	2025	2026	2027	2032	2040	CAGR (%)
Hybrid Image Review	xx.xx	xx.xx	xx.xx	xx.xx	xx.xx	xx.xx	xx.xx	xx.xx
Local Image Review	xx.xx	xx.xx	xx.xx	xx.xx	xx.xx	xx.xx	xx.xx	xx.xx
Off-Site Remote Image Review	xx.xx	xx.xx	xx.xx	xx.xx	xx.xx	xx.xx	xx.xx	xx.xx
On-Site Remote Image Review	xx.xx	xx.xx	xx.xx	xx.xx	xx.xx	xx.xx	xx.xx	xx.xx
Others	xx.xx	xx.xx	xx.xx	xx.xx	xx.xx	xx.xx	xx.xx	xx.xx
Total	**xx.xx**	**xx.xx**	**xx.xx**	**xx.xx**	**xx.xx**	**xx.xx**	**xx.xx**	**xx.xx**

Table 416. GCC Airport Baggage Screening Systems Market Size, by Procurement Channel, 2017-2040 (USD Million)

Procurement Channel	2017	2024	2025	2026	2027	2032	2040	CAGR (%)
Direct Technology Suppliers	xx.xx	xx.xx	xx.xx	xx.xx	xx.xx	xx.xx	xx.xx	xx.xx
Distributors and Resellers	xx.xx	xx.xx	xx.xx	xx.xx	xx.xx	xx.xx	xx.xx	xx.xx
Independent Technical Service Providers	xx.xx	xx.xx	xx.xx	xx.xx	xx.xx	xx.xx	xx.xx	xx.xx
Systems Integration Primes	xx.xx	xx.xx	xx.xx	xx.xx	xx.xx	xx.xx	xx.xx	xx.xx
Total	**xx.xx**	**xx.xx**	**xx.xx**	**xx.xx**	**xx.xx**	**xx.xx**	**xx.xx**	**xx.xx**

Table 417. GCC Airport Baggage Screening Systems Market Size, by Investment Purpose, 2017-2040 (USD Million)

Investment Purpose	2017	2024	2025	2026	2027	2032	2040	CAGR (%)
New Installations and Capacity Expansion	xx.xx	xx.xx	xx.xx	xx.xx	xx.xx	xx.xx	xx.xx	xx.xx
Retrofits and Upgrades	xx.xx	xx.xx	xx.xx	xx.xx	xx.xx	xx.xx	xx.xx	xx.xx
System Replacement	xx.xx	xx.xx	xx.xx	xx.xx	xx.xx	xx.xx	xx.xx	xx.xx
Others	xx.xx	xx.xx	xx.xx	xx.xx	xx.xx	xx.xx	xx.xx	xx.xx
Total	**xx.xx**	**xx.xx**	**xx.xx**	**xx.xx**	**xx.xx**	**xx.xx**	**xx.xx**	**xx.xx**

Sources & Evidence

1. House Report 119-173 - Department of Homeland Security Appropriations Bill, 2026

   · Evidence informing the 2030 market-value input; displayed series and growth include calculations: The aging installed fleet supports replacement demand, but does not establish the forecast's realization dates or annual purchasing rate. ([govinfo.gov](https://www.govinfo.gov/content/pkg/CRPT-119hrpt173/html/CRPT-119hrpt173.htm))

   · Evidence informing forecast-year allocation inputs; displayed values and growth are calculated: The report identifies xx.xx end-of-life systems within a xx.xx-system checked-baggage fleet. This constrains renewal exposure, not realized annual purchasing or a verified global replacement deadline.

   · Evidence informing base-year allocation inputs; displayed values and growth are calculated: Reports a TSA checked-baggage fleet of xx.xx EDS, including xx.xx at end-of-life, and assigns purchase, installation and maintenance responsibilities to TSA. Supports agency fleet calibration and renewal pressure, not the assumed forecast uplift.

   · Evidence informing forecast-year allocation inputs; displayed values and growth are calculated: Reports a TSA checked-baggage fleet of xx.xx EDS, including xx.xx at end-of-life, and assigns purchase, installation and maintenance responsibilities to TSA. Supports agency fleet calibration and renewal pressure, not the assumed forecast uplift.

   · Evidence informing forecast-year allocation inputs; displayed values and growth are calculated: The report identifies xx.xx end-of-life EDS within a xx.xx-unit U.S. checked-baggage fleet, citing the FY2024 capital plan. The derived xx.xx% backlog constrains the aging-fleet premise, but is neither an annual turnover rate nor a funded global replacement forecast.

2. GAO-24-106573 - DHS Annual Assessment: Most Programs Are Meeting Current Goals, but Some Continue to Face Cost and Schedule Challenges

- Evidence informing the 2026 market-value input; displayed series and growth include calculations: Reports plans for xx.xx checkpoint systems and xx.xx increment-one deployments by September 2023; supports an incomplete replacement cycle rather than universal CT adoption. ([gao.gov](https://www.gao.gov/assets/gao-xx.xx-xx.xx.pdf))
- Evidence informing base-year allocation inputs; displayed values and growth are calculated: Reports xx.xx AT/CT, xx.xx base, xx.xx mid-size and xx.xx full-size deployments by September 2023; supplies configuration proxies and an incomplete-renewal constraint, not contractual architecture shares. ([gao.gov](https://www.gao.gov/assets/gao-xx.xx-xx.xx.pdf))
- Evidence informing forecast-year allocation inputs; displayed values and growth are calculated: Reports xx.xx AT/CT, xx.xx base, xx.xx mid-size and xx.xx full-size deployments by September 2023; supplies configuration proxies and an incomplete-renewal constraint, not contractual architecture shares. ([gao.gov](https://www.gao.gov/assets/gao-xx.xx-xx.xx.pdf))
- Evidence informing base-year allocation inputs; displayed values and growth are calculated: The deployed configuration mix underlies the xx.xx/xx.xx newer-cohort and xx.xx/xx.xx older-cohort proxy calculations; global and contractual attribution remain modeled. ([gao.gov](https://www.gao.gov/assets/gao-xx.xx-xx.xx.pdf))
- Evidence informing forecast-year allocation inputs; displayed values and growth are calculated: The deployed configuration mix underlies the xx.xx/xx.xx newer-cohort and xx.xx/xx.xx older-cohort proxy calculations; global and contractual attribution remain modeled. ([gao.gov](https://www.gao.gov/assets/gao-xx.xx-xx.xx.pdf))
- Evidence informing base-year allocation inputs; displayed values and growth are calculated: The assessment records xx.xx checkpoint systems deployed by September 2023 against an eventual xx.xx-system program. This supports an incomplete replacement cycle and qualifies any assumption of universal CT adoption.
- Evidence informing forecast-year allocation inputs; displayed values and growth are calculated: The assessment records xx.xx checkpoint systems deployed by September 2023 against an eventual xx.xx-system program. This supports an incomplete replacement cycle and qualifies any assumption of universal CT adoption.
- Evidence informing base-year allocation inputs; displayed values and growth are calculated: Reports a September 2023 U.S. CT cohort containing xx.xx AT/CT and xx.xx base systems, providing counterevidence to assigning all CT activity automatically to integrated lanes.
- Evidence informing forecast-year allocation inputs; displayed values and growth are calculated: Reports a September 2023 U.S. CT cohort containing xx.xx AT/CT and xx.xx base systems, providing counterevidence to assigning all CT activity automatically to integrated lanes.
- Evidence informing base-year allocation inputs; displayed values and growth are calculated: Reports xx.xx mid-size and xx.xx full-size systems within xx.xx deployed CT systems; supports differentiated configuration assumptions rather than treating technology adoption as an integration-share observation.
- Evidence informing forecast-year allocation inputs; displayed values and growth are calculated: Reports xx.xx mid-size and xx.xx full-size systems within xx.xx deployed CT systems; supports differentiated configuration assumptions rather than treating technology adoption as an integration-share observation.
- Evidence informing base-year allocation inputs; displayed values and growth are calculated: The 2024 assessment records xx.xx checkpoint deployments as of September 2023 against xx.xx planned systems replacing aging equipment. It supports staged renewal, but does not establish current deployment completion or the modeled 2032 share.
- Evidence informing forecast-year allocation inputs; displayed values and growth are calculated: The 2024 assessment records xx.xx checkpoint deployments as of September 2023 against xx.xx planned systems replacing aging equipment. It supports staged renewal, but does not establish current deployment completion or the modeled 2032 share.
- Evidence informing forecast-year allocation inputs; displayed values and growth are calculated: The program separately anticipates enhancements to fielded systems, supporting a retained-equipment commercial pathway without supplying an attributable upgrade-revenue split.

3. Global Airport Passenger Traffic Reaches Record 9.8 Billion in 2025, Airports Council International World reports

   · Evidence informing the 2026 market-value input; displayed series and growth include calculations: Reports cooling passenger-growth momentum in 2026, supporting moderation of traffic-driven equipment expansion despite continuing replacement demand.
   ([aci.aero](https://aci.aero/2026/xx.xx/xx.xx/global-airport-passenger-traffic-reaches-record-xx.xx-xx.xx-billion-in-2025-airports-council-international-world-reports/))

4. Smiths Group PLC - Full Year Results for the 12 Months Ended 31 July 2025

- Evidence informing the 2024 market-value input; displayed series and growth include calculations: Discloses aviation original-equipment revenue of xx.xx and aftermarket revenue of xx.xx for FY2024; supplies historical cycle proxies. ([www-live.smiths.com](https://www-live.smiths.com/media/snqpxwkd/smiths-group-plc-annual-results-2025-press-release.pdf))
- Evidence informing the 2027 market-value input; displayed series and growth include calculations: Reports approximately xx.xx cumulative CTiX sales and continuing aviation upgrade demand; supports replacement activity, not an observed global forecast. ([www-live.smiths.com](https://www-live.smiths.com/media/snqpxwkd/smiths-group-plc-annual-results-2025-press-release.pdf))
- Evidence informing base-year allocation inputs; displayed values and growth are calculated: FY2025 aviation original-equipment revenue of GBP xx.xx provides an independent equipment-activity scale check, not a global category share. ([www-live.smiths.com](https://www-live.smiths.com/media/snqpxwkd/smiths-group-plc-annual-results-2025-press-release.pdf))
- Evidence informing forecast-year allocation inputs; displayed values and growth are calculated: FY2025 aviation original-equipment revenue of GBP xx.xx provides an independent equipment-activity scale check, not a global category share. ([www-live.smiths.com](https://www-live.smiths.com/media/snqpxwkd/smiths-group-plc-annual-results-2025-press-release.pdf))
- Evidence informing base-year allocation inputs; displayed values and growth are calculated: Approximately xx.xx cumulative CTiX sales corroborate commercial imaging activity and replacement demand; they do not measure annual global sales. ([www-live.smiths.com](https://www-live.smiths.com/media/snqpxwkd/smiths-group-plc-annual-results-2025-press-release.pdf))
- Evidence informing forecast-year allocation inputs; displayed values and growth are calculated: Approximately xx.xx cumulative CTiX sales corroborate commercial imaging activity and replacement demand; they do not measure annual global sales. ([www-live.smiths.com](https://www-live.smiths.com/media/snqpxwkd/smiths-group-plc-annual-results-2025-press-release.pdf))
- Evidence informing base-year allocation inputs; displayed values and growth are calculated: GBP xx.xx aviation aftermarket revenue supports lifecycle materiality while qualifying transfer of one supplier's mix to the global service allocation. ([www-live.smiths.com](https://www-live.smiths.com/media/snqpxwkd/smiths-group-plc-annual-results-2025-press-release.pdf))
- Evidence informing forecast-year allocation inputs; displayed values and growth are calculated: GBP xx.xx aviation aftermarket revenue supports lifecycle materiality while qualifying transfer of one supplier's mix to the global service allocation. ([www-live.smiths.com](https://www-live.smiths.com/media/snqpxwkd/smiths-group-plc-annual-results-2025-press-release.pdf))
- Evidence informing base-year allocation inputs; displayed values and growth are calculated: Reports approximately xx.xx cumulative CTiX sales and continuing aviation upgrade demand; cumulative sales constrain commercial scale but are not annual global shipments. ([www-live.smiths.com](https://www-live.smiths.com/media/snqpxwkd/smiths-group-plc-annual-results-2025-press-release.pdf))
- Evidence informing forecast-year allocation inputs; displayed values and growth are calculated: Reports approximately xx.xx cumulative CTiX sales and continuing aviation upgrade demand; cumulative sales constrain commercial scale but are not annual global shipments. ([www-live.smiths.com](https://www-live.smiths.com/media/snqpxwkd/smiths-group-plc-annual-results-2025-press-release.pdf))
- Evidence informing base-year allocation inputs; displayed values and growth are calculated: Reports four operating XDi units as of July 2025 and pending regulatory certification, constraining the small XRD cohort and qualifying aggressive commercialization assumptions.
- Evidence informing forecast-year allocation inputs; displayed values and growth are calculated: Reports four operating XDi units as of July 2025 and pending regulatory certification, constraining the small XRD cohort and qualifying aggressive commercialization assumptions.
- Evidence informing forecast-year allocation inputs; displayed values and growth are calculated: Reported checkpoint modernization provides a commercial reason to model substitution from discrete legacy offerings; the filing does not disclose standalone configuration revenue.
- Evidence informing forecast-year allocation inputs; displayed values and growth are calculated: FY2025

5. Smiths Group PLC - Annual Report & Accounts FY2023
   - Evidence informing the 2022 market-value input; displayed series and growth include calculations: Reports FY2022 aviation original-equipment revenue of xx.xx, used as a dimensionless historical capital-cycle proxy. ([www-live.smiths.com](https://www-live.smiths.com/media/phjp1j44/smiths-annual-report-2023.pdf))
   - Evidence informing the 2023 market-value input; displayed series and growth include calculations: Reports FY2023 aviation original-equipment revenue of xx.xx and aftermarket revenue of xx.xx; supports the modeled recovery direction. ([www-live.smiths.com](https://www-live.smiths.com/media/phjp1j44/smiths-annual-report-2023.pdf))
6. Smiths Group PLC - Annual Report FY2022
   - Evidence informing the 2021 market-value input; displayed series and growth include calculations: Reports FY2021 aviation revenue of xx.xx, providing a historical purchasing-cycle reference rather than a global observation. ([www-live.smiths.com](https://www-live.smiths.com/media/xjvdpblr/smiths-annual-report-2022-report.pdf))
   - Evidence informing the 2022 market-value input; displayed series and growth include calculations: Reports FY2022 aviation revenue of xx.xx and continued weakness in aviation original equipment; supports a delayed capital-spending trough. ([www-live.smiths.com](https://www-live.smiths.com/media/xjvdpblr/smiths-annual-report-2022-report.pdf))
7. Smiths Group PLC - Annual Results for the Year Ended 31 July 2019
   - Evidence informing the 2018 market-value input; displayed series and growth include calculations: Reports FY2018 aviation revenue of xx.xx, supplying the historical comparison underlying the backcast. ([smiths.com](https://www.smiths.com/media/u4wla1bw/smiths-group-plc-annual-results-2019-press-release.pdf))
   - Evidence informing the 2019 market-value input; displayed series and growth include calculations: Reports FY2019 aviation revenue of xx.xx and customer delivery deferrals, qualifying a traffic-only growth model. ([smiths.com](https://www.smiths.com/media/u4wla1bw/smiths-group-plc-annual-results-2019-press-release.pdf))
   - Evidence informing the 2020 market-value input; displayed series and growth include calculations: Identifies deliveries deferred into FY2020; supports the possibility of backlog-supported spending despite a contemporaneous traffic shock, not the exact modeled growth rate. ([smiths.com](https://www.smiths.com/media/u4wla1bw/smiths-group-plc-annual-results-2019-press-release.pdf))
8. ACI World - The High-Wire Balancing Act: Global Air Transport Demand in 2018 and 2019
   - Evidence informing the 2017 market-value input; displayed series and growth include calculations: Reports xx.xx airport passengers and xx.xx% growth in 2018; the growth observation informs the 2017 backcast bridge. ([blog.aci.aero](https://blog.aci.aero/airport-economics/the-high-wire-balancing-act-global-air-transport-demand-in-2018-and-2019/))
   - Evidence informing the 2018 market-value input; displayed series and growth include calculations: Provides the observed 2018 traffic-growth reference, not an equipment-market growth observation. ([blog.aci.aero](https://blog.aci.aero/airport-economics/the-high-wire-balancing-act-global-air-transport-demand-in-2018-and-2019/))
9. ICAO A42-WP/556 - State of the Industry and Outlook for Airport Traffic, Presented by ACI
   - Evidence informing the 2020 market-value input; displayed series and growth include calculations: Records the collapse from xx.xx airport passengers in 2019 to xx.xx in 2020; constrains the shock and funding-risk interpretation. ([icao.int](https://www.icao.int/sites/default/files/Meetings/a42/Documents/WP/wp_556_en.pdf))
   - Evidence informing the 2021 market-value input; displayed series and growth include calculations: Reports xx.xx airport passengers in 2021, supporting a prolonged funding and activity shock. ([icao.int](https://www.icao.int/sites/default/files/Meetings/a42/Documents/WP/wp_556_en.pdf))
   - Evidence informing the 2023 market-value input; displayed series and growth include calculations: Reports xx.xx airport passengers in 2023; traffic recovery is distinguished from equipment purchasing. ([icao.int](https://www.icao.int/sites/default/files/Meetings/a42/Documents/WP/wp_556_en.pdf))
   - Evidence informing the 2024 market-value input; displayed series and growth include calculations: Reports xx.xx airport passengers in 2024, providing a demand recovery cross-check. ([icao.int](https://www.icao.int/sites/default/files/Meetings/a42/Documents/WP/wp_556_en.pdf))

10. Port of Seattle - Baggage Handling System Optimization

- Evidence informing the 2029 market-value input; displayed series and growth include calculations: Seattle plans to consolidate six baggage-screening systems, increase supported passenger capacity, and reduce screening-machine demand. Supports integration spending without one-for-one detector growth. ([portseattle.org](https://www.portseattle.org/projects/baggage-handling-system-optimization))
- Evidence informing the 2032 market-value input; displayed series and growth include calculations: The consolidation example constrains equipment-volume assumptions; its whole baggage-handling project value is excluded from market sizing. ([portseattle.org](https://www.portseattle.org/projects/baggage-handling-system-optimization))
- Evidence informing the 2040 market-value input; displayed series and growth include calculations: Provides a commercial counterexample to extrapolating passenger growth directly into machine counts throughout the long-range forecast. ([portseattle.org](https://www.portseattle.org/projects/baggage-handling-system-optimization))
- Evidence informing forecast-year allocation inputs; displayed values and growth are calculated: Consolidation of six systems with reduced machine demand qualifies a traffic-to-detector-volume forecast. ([portseattle.org](https://www.portseattle.org/projects/baggage-handling-system-optimization))
- Evidence informing forecast-year allocation inputs; displayed values and growth are calculated: The consolidation project supports integration-driven conveyor demand, but its whole-project value is excluded. ([portseattle.org](https://www.portseattle.org/projects/baggage-handling-system-optimization))
- Evidence informing forecast-year allocation inputs; displayed values and growth are calculated: Brownfield consolidation supports the integration-demand premise, not the forecast's exact service growth factor. ([portseattle.org](https://www.portseattle.org/projects/baggage-handling-system-optimization))
- Evidence informing forecast-year allocation inputs; displayed values and growth are calculated: The airport replaces six separate screening systems with centralized screening and expects reduced screening-machine demand while expanding capacity. This supplies a counterforce to volume-only checked-baggage forecasting.
- Evidence informing base-year allocation inputs; displayed values and growth are calculated: Seattle is consolidating six screening systems, expects reduced screening-machine demand and schedules final-phase completion in 2029. Supports integration demand while constraining detector-volume growth; the whole-project budget is excluded.
- Evidence informing forecast-year allocation inputs; displayed values and growth are calculated: Seattle is consolidating six screening systems, expects reduced screening-machine demand and schedules final-phase completion in 2029. Supports integration demand while constraining detector-volume growth; the whole-project budget is excluded.
- Evidence informing forecast-year allocation inputs; displayed values and growth are calculated: Seattle's project combines increased screening capacity with consolidation from six screening systems and reduced screening-machine demand. This constrains the forecast assumption that capacity growth requires proportional equipment additions.
- Evidence informing forecast-year allocation inputs; displayed values and growth are calculated: Replacement and capacity objectives coexist within the project. Its wider baggage-handling budget is not treated as screening-equipment revenue or assigned additively to multiple purposes.

11. Smiths Group PLC - Half Year Results for the Six Months Ended 31 January 2026

- Evidence informing the 2026 market-value input; displayed series and growth include calculations: Reports xx.xx% organic growth for Smiths Detection in HY2026, with aviation checkpoint upgrades contributing. Supports a positive 2026 nowcast, not a directly observed global growth rate. ([www-live.smiths.com](https://www-live.smiths.com/media/villk35h/smiths-hy26-results-press-release.pdf))

12. Bahrain Open Data Portal - Passengers at Bahrain International Airport

- Evidence informing base-year allocation inputs; displayed values and growth are calculated: Defines arrivals, departures, transit and transfer scope; the xx.xx-million working input is not claimed as a retrieved table observation.
- Evidence informing forecast-year allocation inputs; displayed values and growth are calculated: Defines arrivals, departures, transit and transfer scope; the xx.xx-million working input is not claimed as a retrieved table observation.

13. Smiths Detection - DAEP checkpoint screening contract for Dubai International Airport, 7 May 2025
    - Evidence informing base-year allocation inputs; displayed values and growth are calculated: Establishes the Dubai engineering purchaser and awarded checkpoint scope, not annual revenue or completed deployment.
    - Evidence informing forecast-year allocation inputs; displayed values and growth are calculated: Establishes the Dubai engineering purchaser and awarded checkpoint scope, not annual revenue or completed deployment.

14. CATSA 2025 Annual Report - Notes to the Financial Statements

- Evidence informing base-year allocation inputs; displayed values and growth are calculated: FY2024/xx.xx accounts disclose C$xx.xx maintenance/spares and C$xx.xx training/certification, supporting the service-budget calibration but not global baggage-only shares. ([catsa-acsta.gc.ca](https://www.catsa-acsta.gc.ca/en/publications/2025-annual-report/notes-financial-statements))
- Evidence informing forecast-year allocation inputs; displayed values and growth are calculated: FY2024/xx.xx accounts disclose C$xx.xx maintenance/spares and C$xx.xx training/certification, supporting the service-budget calibration but not global baggage-only shares. ([catsa-acsta.gc.ca](https://www.catsa-acsta.gc.ca/en/publications/2025-annual-report/notes-financial-statements))
- Evidence informing base-year allocation inputs; displayed values and growth are calculated: Maintenance and spare parts are combined in the accounts; the labor-versus-goods split therefore remains modeled. ([catsa-acsta.gc.ca](https://www.catsa-acsta.gc.ca/en/publications/2025-annual-report/notes-financial-statements))
- Evidence informing forecast-year allocation inputs; displayed values and growth are calculated: Maintenance and spare parts are combined in the accounts; the labor-versus-goods split therefore remains modeled. ([catsa-acsta.gc.ca](https://www.catsa-acsta.gc.ca/en/publications/2025-annual-report/notes-financial-statements))
- Evidence informing base-year allocation inputs; displayed values and growth are calculated: The C$xx.xx training/certification expense supplies the numerator of the adjusted training-to-capital proxy. ([catsa-acsta.gc.ca](https://www.catsa-acsta.gc.ca/en/publications/2025-annual-report/notes-financial-statements))
- Evidence informing forecast-year allocation inputs; displayed values and growth are calculated: The C$xx.xx training/certification expense supplies the numerator of the adjusted training-to-capital proxy. ([catsa-acsta.gc.ca](https://www.catsa-acsta.gc.ca/en/publications/2025-annual-report/notes-financial-statements))
- Evidence informing base-year allocation inputs; displayed values and growth are calculated: C$xx.xx trace/consumables is distinct from maintenance/spares and supplies the contrary consumables-intensity comparator, not a global observation. ([catsa-acsta.gc.ca](https://www.catsa-acsta.gc.ca/en/publications/2025-annual-report/notes-financial-statements))
- Evidence informing forecast-year allocation inputs; displayed values and growth are calculated: C$xx.xx trace/consumables is distinct from maintenance/spares and supplies the contrary consumables-intensity comparator, not a global observation. ([catsa-acsta.gc.ca](https://www.catsa-acsta.gc.ca/en/publications/2025-annual-report/notes-financial-statements))
- Evidence informing base-year allocation inputs; displayed values and growth are calculated: Separately reports C$xx.xx maintenance/spares, C$xx.xx trace/consumables and C$xx.xx training/certification, constraining attributable agency lifecycle expenditure.
- Evidence informing base-year allocation inputs; displayed values and growth are calculated: Separates screening-contractor payments from equipment support, preventing staffing expenditure from becoming equipment-market purchasing.
- Evidence informing forecast-year allocation inputs; displayed values and growth are calculated: Separately reports C$xx.xx maintenance/spares, C$xx.xx trace/consumables and C$xx.xx training/certification, constraining attributable agency lifecycle expenditure.
- Evidence informing forecast-year allocation inputs; displayed values and growth are calculated: Separates screening-contractor payments from equipment support, preventing staffing expenditure from becoming equipment-market purchasing.
- Evidence informing base-year allocation inputs; displayed values and growth are calculated: Audited expense disclosure reports C$xx.xx for maintenance and spare parts in the year ended March xx.xx 2025. It constrains support-spending materiality, not the amount attributable to an independent provider. ([catsa-acsta.gc.ca](https://www.catsa-acsta.gc.ca/en/publications/2025-annual-report/notes-financial-statements))

15. CATSA 2025 Annual Report - Management's Discussion and Analysis
    - Evidence informing base-year allocation inputs; displayed values and growth are calculated: EDS capital expenditure of C$xx.xx includes equipment and installation/integration and supplies the training-calibration denominator, subject to baggage attribution. ([catsa-acsta.gc.ca](https://www.catsa-acsta.gc.ca/en/publications/2025-annual-report/management-discussion-and-analysis))
    - Evidence informing forecast-year allocation inputs; displayed values and growth are calculated: EDS capital expenditure of C$xx.xx includes equipment and installation/integration and supplies the training-calibration denominator, subject to baggage attribution. ([catsa-acsta.gc.ca](https://www.catsa-acsta.gc.ca/en/publications/2025-annual-report/management-discussion-and-analysis))
    - Evidence informing base-year allocation inputs; displayed values and growth are calculated: The capital definition includes associated installation and integration, supporting the distinction between deployment services and equipment value. ([catsa-acsta.gc.ca](https://www.catsa-acsta.gc.ca/en/publications/2025-annual-report/management-discussion-and-analysis))
    - Evidence informing forecast-year allocation inputs; displayed values and growth are calculated: The capital definition includes associated installation and integration, supporting the distinction between deployment services and equipment value. ([catsa-acsta.gc.ca](https://www.catsa-acsta.gc.ca/en/publications/2025-annual-report/management-discussion-and-analysis))
    - Evidence informing forecast-year allocation inputs; displayed values and growth are calculated: Actual spending, original budget and reprofile amounts constrain the forecast's purchasing-execution interpretation; they are not a global growth rate. ([catsa-acsta.gc.ca](https://www.catsa-acsta.gc.ca/en/publications/2025-annual-report/management-discussion-and-analysis))
    - Evidence informing base-year allocation inputs; displayed values and growth are calculated: FY2024/xx.xx pre-board capital appropriations used were C$xx.xx. This supplies the Canadian purchasing comparison and a component of the non-passenger-to-cabin activity proxy, not a global share.
    - Evidence informing forecast-year allocation inputs; displayed values and growth are calculated: FY2024/xx.xx pre-board capital appropriations used were C$xx.xx. This supplies the Canadian purchasing comparison and a component of the non-passenger-to-cabin activity proxy, not a global share.
    - Evidence informing base-year allocation inputs; displayed values and growth are calculated: FY2024/xx.xx hold-baggage capital appropriations used were C$xx.xx; this constrains the independent application-capital comparison.
    - Evidence informing base-year allocation inputs; displayed values and growth are calculated: FY2024/xx.xx non-passenger capital appropriations used were C$xx.xx, below the original C$xx.xx budget. Actual purchasing informs the proxy and qualifies automatic announcement-to-revenue conversion.
    - Evidence informing forecast-year allocation inputs; displayed values and growth are calculated: FY2024/xx.xx non-passenger capital appropriations used were C$xx.xx, below the original C$xx.xx budget. Actual purchasing informs the proxy and qualifies automatic announcement-to-revenue conversion.
    - Evidence informing base-year allocation inputs; displayed values and growth are calculated: Reports C$xx.xx EDS capital expenditure for FY2024/xx.xx and identifies both baggage equipment and full-body scanners in the capital scope, requiring a baggage-attribution adjustment.
    - Evidence informing forecast-year allocation inputs; displayed values and growth are calculated: Reports C$xx.xx EDS capital expenditure for FY2024/xx.xx and identifies both baggage equipment and full-body scanners in the capital scope, requiring a baggage-attribution adjustment.
    - Evidence informing forecast-year allocation inputs; displayed values and growth are calculated: EDS outturn was C$xx.xx versus an original C$xx.xx plan and revised C$xx.xx budget. Reprofiling constrains assumed award conversion and deployment timing; it does not measure procurement-channel mix. ([catsa-acsta.gc.ca](https://www.catsa-acsta.gc.ca/en/publications/2025-annual-report/management-discussion-and-analysis))
    - Evidence informing base-year allocation inputs; displayed values and growth are calculated: The actual capital-project list identifies hold-baggage capacity expansion at Montréal-Trudeau, supporting the expansion classification, not its modeled global revenue weight.
    - Evidence informing forecast-year allocation inputs; displayed values and growth are calculated: The actual capital-project list identifies hold-baggage capacity expansion at Montréal-Trudeau, supporting the expansion classification, not its modeled global revenue weight.
    - Evidence informing base-year allocation inputs; displayed values and growth are calculated: The actual project list includes checkpoint CT deployment and hold-baggage oversize-equipment lifecycle management, supporting renewal activity without disclosing its purpose-specific spending.
    - Evidence informing forecast-year allocation inputs; displayed values and growth are calculated: The actual project list includes checkpoint CT deployment and hold-baggage oversize-equipment lifecycle management,

16. Aviation security screening approved equipment list
    - Evidence informing base-year allocation inputs; displayed values and growth are calculated: Baggage EDS/EDSCB and conventional X-ray classes support the inspection-system boundary, not sales weights. ([gov.uk](https://www.gov.uk/government/collections/aviation-security-screening-approved-equipment-list))
    - Evidence informing forecast-year allocation inputs; displayed values and growth are calculated: Baggage EDS/EDSCB and conventional X-ray classes support the inspection-system boundary, not sales weights. ([gov.uk](https://www.gov.uk/government/collections/aviation-security-screening-approved-equipment-list))
    - Evidence informing base-year allocation inputs; displayed values and growth are calculated: Liquid detectors are a distinct cabin-baggage category; the complete bulk-material extension remains modeled within the captured boundary. ([gov.uk](https://www.gov.uk/government/collections/aviation-security-screening-approved-equipment-list))
    - Evidence informing forecast-year allocation inputs; displayed values and growth are calculated: Liquid detectors are a distinct cabin-baggage category; the complete bulk-material extension remains modeled within the captured boundary. ([gov.uk](https://www.gov.uk/government/collections/aviation-security-screening-approved-equipment-list))
    - Evidence informing base-year allocation inputs; displayed values and growth are calculated: ETD serves baggage and other applications, requiring explicit baggage attribution rather than allocating all detector sales here. ([gov.uk](https://www.gov.uk/government/collections/aviation-security-screening-approved-equipment-list))
    - Evidence informing forecast-year allocation inputs; displayed values and growth are calculated: ETD serves baggage and other applications, requiring explicit baggage attribution rather than allocating all detector sales here. ([gov.uk](https://www.gov.uk/government/collections/aviation-security-screening-approved-equipment-list))
    - Evidence informing base-year allocation inputs; displayed values and growth are calculated: Dedicated ETD consumables are separately recognized, supporting goods classification without establishing spending or unrestricted interchangeability. ([gov.uk](https://www.gov.uk/government/collections/aviation-security-screening-approved-equipment-list))
    - Evidence informing forecast-year allocation inputs; displayed values and growth are calculated: Dedicated ETD consumables are separately recognized, supporting goods classification without establishing spending or unrestricted interchangeability. ([gov.uk](https://www.gov.uk/government/collections/aviation-security-screening-approved-equipment-list))
17. Quantifying the Impacts of Delayed Maintenance of Airport Assets: A Guide - Chapter 6, Baggage Handling Systems
    - Evidence informing base-year allocation inputs; displayed values and growth are calculated: The baggage-handling cost study uses a modeled xx.xx% labor share, adopted only as an adjacent support-cost proxy. ([nationalacademies.org](https://www.nationalacademies.org/read/xx.xx/chapter/xx.xx))
    - Evidence informing forecast-year allocation inputs; displayed values and growth are calculated: The baggage-handling cost study uses a modeled xx.xx% labor share, adopted only as an adjacent support-cost proxy. ([nationalacademies.org](https://www.nationalacademies.org/read/xx.xx/chapter/xx.xx))
    - Evidence informing base-year allocation inputs; displayed values and growth are calculated: Its corresponding modeled xx.xx% parts share calibrates the labor/goods separation; it is not an observed screening-equipment ratio. ([nationalacademies.org](https://www.nationalacademies.org/read/xx.xx/chapter/xx.xx))
    - Evidence informing forecast-year allocation inputs; displayed values and growth are calculated: Its corresponding modeled xx.xx% parts share calibrates the labor/goods separation; it is not an observed screening-equipment ratio. ([nationalacademies.org](https://www.nationalacademies.org/read/xx.xx/chapter/xx.xx))

18. Procurement of Next Generation Security Checkpoint Equipment - Contract Award Notice

- Evidence informing base-year allocation inputs; displayed values and growth are calculated: The seven-system award includes automated tray return, demonstrating bundled purchasing but no separately priced hardware allocation. ([sell2wales.gov.wales](https://www.sell2wales.gov.wales/search/show/search_view.aspx?ID=NOV417275))
- Evidence informing forecast-year allocation inputs; displayed values and growth are calculated: The seven-system award includes automated tray return, demonstrating bundled purchasing but no separately priced hardware allocation. ([sell2wales.gov.wales](https://www.sell2wales.gov.wales/search/show/search_view.aspx?ID=NOV417275))
- Evidence informing base-year allocation inputs; displayed values and growth are calculated: The integrated CT/tray-return scope constrains the automation interface boundary; it does not value general airport conveyors. ([sell2wales.gov.wales](https://www.sell2wales.gov.wales/search/show/search_view.aspx?ID=NOV417275))
- Evidence informing forecast-year allocation inputs; displayed values and growth are calculated: The integrated CT/tray-return scope constrains the automation interface boundary; it does not value general airport conveyors. ([sell2wales.gov.wales](https://www.sell2wales.gov.wales/search/show/search_view.aspx?ID=NOV417275))
- Evidence informing base-year allocation inputs; displayed values and growth are calculated: Central image processing is an explicit purchased function, without a separately disclosed license price. ([sell2wales.gov.wales](https://www.sell2wales.gov.wales/search/show/search_view.aspx?ID=NOV417275))
- Evidence informing forecast-year allocation inputs; displayed values and growth are calculated: Central image processing is an explicit purchased function, without a separately disclosed license price. ([sell2wales.gov.wales](https://www.sell2wales.gov.wales/search/show/search_view.aspx?ID=NOV417275))
- Evidence informing base-year allocation inputs; displayed values and growth are calculated: Supply, installation and commissioning are included deliverables, supporting deployment-service attribution without establishing its percentage. ([sell2wales.gov.wales](https://www.sell2wales.gov.wales/search/show/search_view.aspx?ID=NOV417275))
- Evidence informing forecast-year allocation inputs; displayed values and growth are calculated: Supply, installation and commissioning are included deliverables, supporting deployment-service attribution without establishing its percentage. ([sell2wales.gov.wales](https://www.sell2wales.gov.wales/search/show/search_view.aspx?ID=NOV417275))
- Evidence informing base-year allocation inputs; displayed values and growth are calculated: The October xx.xx 2022 award covers seven systems combining cabin CT, tray return, image processing and deployment responsibilities. It supports integrated purchased scope, not completed delivery or a global sales weight.
- Evidence informing forecast-year allocation inputs; displayed values and growth are calculated: The October xx.xx 2022 award covers seven systems combining cabin CT, tray return, image processing and deployment responsibilities. It supports integrated purchased scope, not completed delivery or a global sales weight.
- Evidence informing base-year allocation inputs; displayed values and growth are calculated: The integrated Newcastle procurement reports a GBP xx.xx-xx.xx offer range but no physical review-room location; its value cannot be assigned automatically to local review. ([sell2wales.gov.wales](https://www.sell2wales.gov.wales/search/show/search_view.aspx?ID=NOV417275))
- Evidence informing forecast-year allocation inputs; displayed values and growth are calculated: The integrated Newcastle procurement reports a GBP xx.xx-xx.xx offer range but no physical review-room location; its value cannot be assigned automatically to local review. ([sell2wales.gov.wales](https://www.sell2wales.gov.wales/search/show/search_view.aspx?ID=NOV417275))
- Evidence informing base-year allocation inputs; displayed values and growth are calculated: Central image processing is included, but a separate on-site room is not specified; constrains classification rather than supplying a remote-review sales weight. ([sell2wales.gov.wales](https://www.sell2wales.gov.wales/search/show/search_view.aspx?ID=NOV417275))
- Evidence informing forecast-year allocation inputs; displayed values and growth are calculated: Central image processing is included, but a separate on-site room is not specified; constrains classification rather than supplying a remote-review sales weight. ([sell2wales.gov.wales](https://www.sell2wales.gov.wales/search/show/search_view.aspx?ID=NOV417275))
- Evidence informing base-year allocation inputs; displayed values and growth are calculated: The bundled award does not identify a mixed-location package or its attributable price, preventing automatic hybrid classification. ([sell2wales.gov.wales](https://www.sell2wales.gov.wales/search/show/search_view.aspx?ID=NOV417275))
- Evidence informing forecast-year allocation inputs; displayed values and growth are calculated: The bundled award does not identify a mixed-location package or its attributable price, preventing automatic hybrid classification.

19. AI for Monitoring Aviation Security: Fraport and German Federal Police Start Regular Operation of APIDS
    - Evidence informing forecast-year allocation inputs; displayed values and growth are calculated: January xx.xx 2026 APIDS deployment demonstrates additional software adoption, without establishing separate revenue. ([fraport.com](https://www.fraport.com/en/newsroom/press-releases/2026/q1/ai-for-monitoring-aviation-security.html))
    - Evidence informing forecast-year allocation inputs; displayed values and growth are calculated: Deployment on more than xx.xx CT scanners is the independent quantitative rollout test; it does not validate the modeled license-growth factor. ([fraport.com](https://www.fraport.com/en/newsroom/press-releases/2026/q1/ai-for-monitoring-aviation-security.html))
    - Evidence informing forecast-year allocation inputs; displayed values and growth are calculated: On January xx.xx 2026, Fraport announced regular APIDS software operation on more than xx.xx existing Smiths CT scanners. This independently supports retained-system enhancement at one buyer, not global penetration or realized license revenue.
20. Smiths Detection - Digital Innovation
    - Evidence informing base-year allocation inputs; displayed values and growth are calculated: The supplier identifies detection applications as a commercial function; separate fee allocation remains assumed. ([smithsdetection.com](https://www.smithsdetection.com/digital-innovation/))
    - Evidence informing forecast-year allocation inputs; displayed values and growth are calculated: The supplier identifies detection applications as a commercial function; separate fee allocation remains assumed. ([smithsdetection.com](https://www.smithsdetection.com/digital-innovation/))
    - Evidence informing base-year allocation inputs; displayed values and growth are calculated: Centralized screening supports the image-review function, not an observed software revenue weight. ([smithsdetection.com](https://www.smithsdetection.com/digital-innovation/))
    - Evidence informing forecast-year allocation inputs; displayed values and growth are calculated: Centralized screening supports the image-review function, not an observed software revenue weight. ([smithsdetection.com](https://www.smithsdetection.com/digital-innovation/))
    - Evidence informing base-year allocation inputs; displayed values and growth are calculated: Connectivity, multi-vendor integration and equipment-health applications establish the fleet-management function without proving customer-specific rights or prices. ([smithsdetection.com](https://www.smithsdetection.com/digital-innovation/))
    - Evidence informing forecast-year allocation inputs; displayed values and growth are calculated: Connectivity, multi-vendor integration and equipment-health applications establish the fleet-management function without proving customer-specific rights or prices. ([smithsdetection.com](https://www.smithsdetection.com/digital-innovation/))
    - Evidence informing base-year allocation inputs; displayed values and growth are calculated: ELECTORA is offered for integrating multi-vendor devices, datasets and applications; establishes the vendor-platform category but discloses no category revenue or customer-specific substitution entitlement. ([smithsdetection.com](https://www.smithsdetection.com/digital-innovation/))
    - Evidence informing forecast-year allocation inputs; displayed values and growth are calculated: ELECTORA is offered for integrating multi-vendor devices, datasets and applications; establishes the vendor-platform category but discloses no category revenue or customer-specific substitution entitlement. ([smithsdetection.com](https://www.smithsdetection.com/digital-innovation/))
21. UK Civil Aviation Authority - Threat Image Projection (TIP)
    - Evidence informing base-year allocation inputs; displayed values and growth are calculated: TIP library approval and renewal obligations support continuing software commitments, not the modeled global fee or share. ([caa.co.uk](https://www.caa.co.uk/commercial-industry/security/training-and-human-factors/threat-image-projection/))
    - Evidence informing forecast-year allocation inputs; displayed values and growth are calculated: TIP library approval and renewal obligations support continuing software commitments, not the modeled global fee or share. ([caa.co.uk](https://www.caa.co.uk/commercial-industry/security/training-and-human-factors/threat-image-projection/))

22. Smiths Detection - Service

- Evidence informing base-year allocation inputs; displayed values and growth are calculated: Inclusive capital-equipment support covers labor and parts, requiring a single-count economic allocation across services and goods. ([smithsdetection.com](https://www.smithsdetection.com/service/))
- Evidence informing forecast-year allocation inputs; displayed values and growth are calculated: Inclusive capital-equipment support covers labor and parts, requiring a single-count economic allocation across services and goods. ([smithsdetection.com](https://www.smithsdetection.com/service/))
- Evidence informing base-year allocation inputs; displayed values and growth are calculated: Equipment-specific training and certification are commercial offerings distinct from routine screening staffing. ([smithsdetection.com](https://www.smithsdetection.com/service/))
- Evidence informing forecast-year allocation inputs; displayed values and growth are calculated: Equipment-specific training and certification are commercial offerings distinct from routine screening staffing. ([smithsdetection.com](https://www.smithsdetection.com/service/))
- Evidence informing base-year allocation inputs; displayed values and growth are calculated: The parts-support offering and inclusive contracts corroborate the goods boundary, but not the assumed xx.xx% allocation. ([smithsdetection.com](https://www.smithsdetection.com/service/))
- Evidence informing forecast-year allocation inputs; displayed values and growth are calculated: The parts-support offering and inclusive contracts corroborate the goods boundary, but not the assumed xx.xx% allocation. ([smithsdetection.com](https://www.smithsdetection.com/service/))
- Evidence informing base-year allocation inputs; displayed values and growth are calculated: Describes inclusive labor-and-parts contracts and manufacturer support, supporting nonduplicative lifecycle attribution to projection equipment, not a verified xx.xx% fee. ([smithsdetection.com](https://www.smithsdetection.com/service/))
- Evidence informing forecast-year allocation inputs; displayed values and growth are calculated: Describes inclusive labor-and-parts contracts and manufacturer support, supporting nonduplicative lifecycle attribution to projection equipment, not a verified xx.xx% fee. ([smithsdetection.com](https://www.smithsdetection.com/service/))
- Evidence informing base-year allocation inputs; displayed values and growth are calculated: Supports the existence of manufacturer lifecycle offerings; broad service-footprint counts are not used as CT revenue weights.
- Evidence informing forecast-year allocation inputs; displayed values and growth are calculated: Supports the existence of manufacturer lifecycle offerings; broad service-footprint counts are not used as CT revenue weights.
- Evidence informing base-year allocation inputs; displayed values and growth are calculated: Supports commercial maintenance, refurbishment and parts offerings for portable equipment without establishing baggage-specific service receipts.
- Evidence informing forecast-year allocation inputs; displayed values and growth are calculated: Supports commercial maintenance, refurbishment and parts offerings for portable equipment without establishing baggage-specific service receipts.
- Evidence informing base-year allocation inputs; displayed values and growth are calculated: The manufacturer markets direct on-site support and inclusive capital-equipment labor-and-parts contracts. This supports a continuing manufacturer-service alternative, without measuring a pricing premium. ([smithsdetection.com](https://www.smithsdetection.com/service/))
- Evidence informing forecast-year allocation inputs; displayed values and growth are calculated: The manufacturer markets direct on-site support and inclusive capital-equipment labor-and-parts contracts. This supports a continuing manufacturer-service alternative, without measuring a pricing premium. ([smithsdetection.com](https://www.smithsdetection.com/service/))
- Evidence informing base-year allocation inputs; displayed values and growth are calculated: Manufacturer-provided bundled support is a commercial alternative to separate technical-service procurement, limiting assumptions of unrestricted third-party substitution. ([smithsdetection.com](https://www.smithsdetection.com/service/))
- Evidence informing forecast-year allocation inputs; displayed values and growth are calculated: Manufacturer-provided bundled support is a commercial alternative to separate technical-service procurement, limiting assumptions of unrestricted third-party substitution. ([smithsdetection.com](https://www.smithsdetection.com/service/))

23. Hold baggage screening upgrade, Dublin and Cork Airports, Ireland

- Evidence informing base-year allocation inputs; displayed values and growth are calculated: Separate professional-service appointments cover project controls, design oversight and interface management; the broader construction budget is not used as screening-service revenue. ([neccontract.com](https://www.neccontract.com/projects/hold-baggage-screening-upgrade-dublin-and-cork-airports-ireland))
- Evidence informing forecast-year allocation inputs; displayed values and growth are calculated: Separate professional-service appointments cover project controls, design oversight and interface management; the broader construction budget is not used as screening-service revenue. ([neccontract.com](https://www.neccontract.com/projects/hold-baggage-screening-upgrade-dublin-and-cork-airports-ireland))
- Evidence informing base-year allocation inputs; displayed values and growth are calculated: Describes three upgraded hold-baggage systems delivered through separate construction, baggage-integration and advisory appointments, completed in March 2023. Supports integrated-system attribution without assuming a universal single-prime model.
- Evidence informing forecast-year allocation inputs; displayed values and growth are calculated: Describes three upgraded hold-baggage systems delivered through separate construction, baggage-integration and advisory appointments, completed in March 2023. Supports integrated-system attribution without assuming a universal single-prime model.

24. Corporate Plan 2025-26 to 2029-30 Summary - Financial Overview
    - Evidence informing base-year allocation inputs; displayed values and growth are calculated: CATSA distinguishes major-checkpoint CT replacement from single-view-to-multiview replacement elsewhere, supporting application-specific projection demand and forecast assumptions. It also discloses capital funding subject to reprofile approval. ([catsa-acsta.gc.ca](https://www.catsa-acsta.gc.ca/en/publications/corporate-plan-2025-xx.xx-2029-xx.xx/financial-overview))
    - Evidence informing forecast-year allocation inputs; displayed values and growth are calculated: CATSA distinguishes major-checkpoint CT replacement from single-view-to-multiview replacement elsewhere, supporting application-specific projection demand and forecast assumptions. It also discloses capital funding subject to reprofile approval. ([catsa-acsta.gc.ca](https://www.catsa-acsta.gc.ca/en/publications/corporate-plan-2025-xx.xx-2029-xx.xx/financial-overview))
    - Evidence informing base-year allocation inputs; displayed values and growth are calculated: Identifies single-view equipment as a replacement population, supporting the modeled displacement mechanism rather than an observed global share.
    - Evidence informing forecast-year allocation inputs; displayed values and growth are calculated: Identifies single-view equipment as a replacement population, supporting the modeled displacement mechanism rather than an observed global share.
    - Evidence informing base-year allocation inputs; displayed values and growth are calculated: Multiview remains a planned purchasing destination at non-passenger checkpoints and Class xx.xx airports, qualifying universal CT substitution.
    - Evidence informing forecast-year allocation inputs; displayed values and growth are calculated: Multiview remains a planned purchasing destination at non-passenger checkpoints and Class xx.xx airports, qualifying universal CT substitution.
    - Evidence informing base-year allocation inputs; displayed values and growth are calculated: CT replacement is a stated major-checkpoint investment priority, subject to funding and delivery risks; this supports direction, not the modeled global share.
    - Evidence informing forecast-year allocation inputs; displayed values and growth are calculated: CT replacement is a stated major-checkpoint investment priority, subject to funding and delivery risks; this supports direction, not the modeled global share.
    - Evidence informing base-year allocation inputs; displayed values and growth are calculated: The plan includes additional screening equipment and expansion of existing hold-baggage screening capacity. Its FY2025/xx.xx capital budget is C$xx.xx across mixed activities; plans are not recognized supplier revenue.
    - Evidence informing forecast-year allocation inputs; displayed values and growth are calculated: The plan includes additional screening equipment and expansion of existing hold-baggage screening capacity. Its FY2025/xx.xx capital budget is C$xx.xx across mixed activities; plans are not recognized supplier revenue.
    - Evidence informing base-year allocation inputs; displayed values and growth are calculated: The plan distinguishes replacement of checkpoint X-ray equipment with CT and asset lifecycle renewal from additional capacity. Funding, partner timing and reprofiling qualify forecast realization.
    - Evidence informing forecast-year allocation inputs; displayed values and growth are calculated: The plan distinguishes replacement of checkpoint X-ray equipment with CT and asset lifecycle renewal from additional capacity. Funding, partner timing and reprofiling qualify forecast realization.
25. ECAC CEP Public Equipment List - Explosive Detection Systems, Update 18 April 2025
    - Evidence informing base-year allocation inputs; displayed values and growth are calculated: The April xx.xx 2025 list retains XRD xx.xx supporting the legacy commercial-category premise but not the assumed installed cohort or sales volume. ([ecac-ceac.org](https://www.ecac-ceac.org/images/activities/security/ECAC-CEP-EDS-equipment_public_list_update_20250418.pdf))
    - Evidence informing forecast-year allocation inputs; displayed values and growth are calculated: The April xx.xx 2025 list retains XRD xx.xx supporting the legacy commercial-category premise but not the assumed installed cohort or sales volume. ([ecac-ceac.org](https://www.ecac-ceac.org/images/activities/security/ECAC-CEP-EDS-equipment_public_list_update_20250418.pdf))

26. Partners - HALO X-ray Technologies Ltd

· Evidence informing base-year allocation inputs; displayed values and growth are calculated: Named airport pilots and approximately USD xx.xx and USD xx.xx development programs establish commercialization activity and program scale, not realized annual XRD equipment revenue. ([haloxray.com](https://www.haloxray.com/partners))

· Evidence informing forecast-year allocation inputs; displayed values and growth are calculated: Named airport pilots and approximately USD xx.xx and USD xx.xx development programs establish commercialization activity and program scale, not realized annual XRD equipment revenue. ([haloxray.com](https://www.haloxray.com/partners))

27. Explosives Trace Detectors (ETDs): Market Survey Report, November 2021

· Evidence informing base-year allocation inputs; displayed values and growth are calculated: Historical IONSCAN xx.xx list-price configurations around USD xx.xx-xx.xx constrain the IMS price class; they do not establish 2025 purchasing volumes or realizations. ([dhs.gov](https://dhs.gov/sites/default/files/2021-xx.xx/SAVER_Explosives%20Trace%20Detectors%20MSR_08Nov2021_Final-xx.xx.pdf))

· Evidence informing forecast-year allocation inputs; displayed values and growth are calculated: Historical IONSCAN xx.xx list-price configurations around USD xx.xx-xx.xx constrain the IMS price class; they do not establish 2025 purchasing volumes or realizations. ([dhs.gov](https://dhs.gov/sites/default/files/2021-xx.xx/SAVER_Explosives%20Trace%20Detectors%20MSR_08Nov2021_Final-xx.xx.pdf))

· Evidence informing base-year allocation inputs; displayed values and growth are calculated: The Fido X4 historical USD xx.xx list-price benchmark supports the explicit nominal-price bridge; baggage attribution and unit mix remain modeled.

· Evidence informing forecast-year allocation inputs; displayed values and growth are calculated: The Fido X4 historical USD xx.xx list-price benchmark supports the explicit nominal-price bridge; baggage attribution and unit mix remain modeled.

28. Astrotech Corporation - Form 10-K for the Fiscal Year Ended June 30, 2025

· Evidence informing base-year allocation inputs; displayed values and growth are calculated: Discloses FY2025 product and service revenue, xx.xx deployment locations, and a six-unit USD xx.xx order. These provide a price comparator and supplier-scale check, not baggage-only revenue. ([sec.gov](https://www.sec.gov/Archives/edgar/data/xx.xx/xx.xx/astc20250630_10k.htm))

· Evidence informing forecast-year allocation inputs; displayed values and growth are calculated: Discloses FY2025 product and service revenue, xx.xx deployment locations, and a six-unit USD xx.xx order. These provide a price comparator and supplier-scale check, not baggage-only revenue. ([sec.gov](https://www.sec.gov/Archives/edgar/data/xx.xx/xx.xx/astc20250630_10k.htm))

29. Astrotech Corporation - Form 10-K for the Fiscal Year Ended June 30, 2026

· Evidence informing base-year allocation inputs; displayed values and growth are calculated: Reports eight TRACER units sold in FY2025 versus three in FY2026, identifies grant-related revenue within FY2025 product revenue, and describes a potential subsidiary sale. These constrain MS attribution and forecast optimism. ([sec.gov](https://www.sec.gov/Archives/edgar/data/xx.xx/xx.xx/astc20260630_10k.htm))

· Evidence informing forecast-year allocation inputs; displayed values and growth are calculated: Reports eight TRACER units sold in FY2025 versus three in FY2026, identifies grant-related revenue within FY2025 product revenue, and describes a potential subsidiary sale. These constrain MS attribution and forecast optimism. ([sec.gov](https://www.sec.gov/Archives/edgar/data/xx.xx/xx.xx/astc20260630_10k.htm))

30. Liquid Explosive Detector, Bottle Liquid Scanner, Insight - Agilent

· Evidence informing base-year allocation inputs; displayed values and growth are calculated: Identifies Raman-based airport resolution products and dated September 2025 launch and May 2026 contract announcements. Supports category continuity and adoption premises, not global unit or revenue shares. ([agilent.com](https://www.agilent.com/en/product/molecular-spectroscopy/raman-spectroscopy/raman-aviation-security-systems/insight-series-alarm-resolution-systems))

· Evidence informing forecast-year allocation inputs; displayed values and growth are calculated: Identifies Raman-based airport resolution products and dated September 2025 launch and May 2026 contract announcements. Supports category continuity and adoption premises, not global unit or revenue shares. ([agilent.com](https://www.agilent.com/en/product/molecular-spectroscopy/raman-spectroscopy/raman-aviation-security-systems/insight-series-alarm-resolution-systems))

31. Bottle Liquid Scanner for Sale from China - Securina

· Evidence informing base-year allocation inputs; displayed values and growth are calculated: Positions microwave-based liquid-screening products for airports and customs. Supports commercial classification only; prices, authorization and purchasing weights remain assumptions. ([securinadetection.com](https://www.securinadetection.com/Bottle-Liquid-Scanner-Manufacturer-China.html))

· Evidence informing forecast-year allocation inputs; displayed values and growth are calculated: Positions microwave-based liquid-screening products for airports and customs. Supports commercial classification only; prices, authorization and purchasing weights remain assumptions. ([securinadetection.com](https://www.securinadetection.com/Bottle-Liquid-Scanner-Manufacturer-China.html))

32. Quick, Accurate Threat-Detection Scanner for Liquid, Aerosol, and Gels Eases and Secures Air Travel Worldwide

· Evidence informing base-year allocation inputs; displayed values and growth are calculated: Identifies LS10 as a complete commercial liquid scanner combining RF and ultrasonic capabilities, supporting nonduplicative complete-product attribution. ([battelle.org](https://www.battelle.org/insights/case-studies/case-study-details/quick-accurate-threat-detection-scanner-for-liquid-aerosol-and-gels-eases-and-secures-air-travel-worldwide))

· Evidence informing forecast-year allocation inputs; displayed values and growth are calculated: Identifies LS10 as a complete commercial liquid scanner combining RF and ultrasonic capabilities, supporting nonduplicative complete-product attribution. ([battelle.org](https://www.battelle.org/insights/case-studies/case-study-details/quick-accurate-threat-detection-scanner-for-liquid-aerosol-and-gels-eases-and-secures-air-travel-worldwide))

33. ECAC CEP Public Equipment List - Liquid Explosive Detection Systems, Update 10 July 2025

· Evidence informing base-year allocation inputs; displayed values and growth are calculated: The July xx.xx 2025 list includes One Resonance Sensors MobiLab BLS. This supports retained listed status for a named product, not active supply, paid installed stock or observed receipts. ([ecac-ceac.org](https://www.ecac-ceac.org/images/activities/security/ECAC-CEP-LEDS%20equipment%20public%20list-update%xx.xx-xx.xx-rev1.pdf))

· Evidence informing forecast-year allocation inputs; displayed values and growth are calculated: The July xx.xx 2025 list includes One Resonance Sensors MobiLab BLS. This supports retained listed status for a named product, not active supply, paid installed stock or observed receipts. ([ecac-ceac.org](https://www.ecac-ceac.org/images/activities/security/ECAC-CEP-LEDS%20equipment%20public%20list-update%xx.xx-xx.xx-rev1.pdf))

34. MobiLab BLS Bottled Liquid Scanner Endorsed By European Civil Aviation Conference

· Evidence informing base-year allocation inputs; displayed values and growth are calculated: The company's May xx.xx 2014 announcement identifies MobiLab BLS as an NMR-based airport liquid scanner and states that orders were being accepted. Establishes historical commercial offering, not 2025 deliveries. ([prnewswire.com](https://www.prnewswire.com/news-releases/mobilab-bls-bottled-liquid-scanner-endorsed-by-european-civil-aviation-conference-xx.xx.html))

· Evidence informing forecast-year allocation inputs; displayed values and growth are calculated: The company's May xx.xx 2014 announcement identifies MobiLab BLS as an NMR-based airport liquid scanner and states that orders were being accepted. Establishes historical commercial offering, not 2025 deliveries. ([prnewswire.com](https://www.prnewswire.com/news-releases/mobilab-bls-bottled-liquid-scanner-endorsed-by-european-civil-aviation-conference-xx.xx.html))

35. SafePointe BLS Powered by ORS - Bottled Liquid Explosives Detection Solution

· Evidence informing base-year allocation inputs; displayed values and growth are calculated: The branded supplier brochure documents an ORS-powered bottled-liquid product channel. Its availability does not establish current orders or support continuity; it supports only the legacy-channel modeling premise. ([uploads-ssl.webflow.com](https://uploads-ssl.webflow.com/608330bcae48962bf6d7ff37/6149f80be6c30d34b5e3debe_BLS-Flyer-Compressed.pdf))

· Evidence informing forecast-year allocation inputs; displayed values and growth are calculated: The branded supplier brochure documents an ORS-powered bottled-liquid product channel. Its availability does not establish current orders or support continuity; it supports only the legacy-channel modeling premise. ([uploads-ssl.webflow.com](https://uploads-ssl.webflow.com/608330bcae48962bf6d7ff37/6149f80be6c30d34b5e3debe_BLS-Flyer-Compressed.pdf))

36. Florida Division of Corporations - One Resonance Sensors, LLC, Entity Detail

· Evidence informing base-year allocation inputs; displayed values and growth are calculated: The official registry records One Resonance Sensors, LLC as inactive following administrative dissolution on September xx.xx 2019. This counterevidence constrains continuity assumptions but does not prove zero surviving product support. ([search.sunbiz.org](https://search.sunbiz.org/Inquiry/CorporationSearch/SearchResultDetail?aggregateId=flal-l11000122986-c57f60b3-690d-4c87-836a-9aeb045075e8&directionType=CurrentList&inquirytype=EntityName&listNameOrder=ONERESONANCESENSORS+L110001229860&searchNameOrder=ONERESONANCESENSORS+L110001229860&searchTerm=ONE+RED+AMPERSAND+LLC))

· Evidence informing forecast-year allocation inputs; displayed values and growth are calculated: The official registry records One Resonance Sensors, LLC as inactive following administrative dissolution on September xx.xx 2019. This counterevidence constrains continuity assumptions but does not prove zero surviving product support. ([search.sunbiz.org](https://search.sunbiz.org/Inquiry/CorporationSearch/SearchResultDetail?aggregateId=flal-l11000122986-c57f60b3-690d-4c87-836a-9aeb045075e8&directionType=CurrentList&inquirytype=EntityName&listNameOrder=ONERESONANCESENSORS+L110001229860&searchNameOrder=ONERESONANCESENSORS+L110001229860&searchTerm=ONE+RED+AMPERSAND+LLC))

37. Explosive Detection - Teledyne FLIR Defense

· Evidence informing base-year allocation inputs; displayed values and growth are calculated: Lists offered Fido X-series products and service support, supporting commercial offering continuity only, not airport-specific eligibility or sales weights. ([flir.com](https://www.flir.com/threat-detection/explosives/))

· Evidence informing forecast-year allocation inputs; displayed values and growth are calculated: Lists offered Fido X-series products and service support, supporting commercial offering continuity only, not airport-specific eligibility or sales weights. ([flir.com](https://www.flir.com/threat-detection/explosives/))

38. Scintrex Trace E3500 Explosive Trace Detection Unit - SecurityPro USA

· Evidence informing base-year allocation inputs; displayed values and growth are calculated: The distributor offers E3500 chemiluminescence equipment and identifies customs/border applications. Supports a commercial category lead, not measured airport purchasing or the assumed price. ([securityprousa.com](https://www.securityprousa.com/collections/explosive-detection/products/scintrex-trace-e3500-explosive-trace-detection-unit))

· Evidence informing forecast-year allocation inputs; displayed values and growth are calculated: The distributor offers E3500 chemiluminescence equipment and identifies customs/border applications. Supports a commercial category lead, not measured airport purchasing or the assumed price. ([securityprousa.com](https://www.securityprousa.com/collections/explosive-detection/products/scintrex-trace-e3500-explosive-trace-detection-unit))

39. Portable Explosive Detector - Trace Detector EVD-3000+

- Evidence informing base-year allocation inputs; displayed values and growth are calculated: The distributor offers EVD-xx.xx+ thermo-redox equipment. Supports offered-product classification, not airport authorization, purchasing volume or the modeled realization. ([securityprousa.com](https://www.securityprousa.com/products/scintrex-trace-evd-xx.xx-portable-trace-detection-unit))
- Evidence informing forecast-year allocation inputs; displayed values and growth are calculated: The distributor offers EVD-xx.xx+ thermo-redox equipment. Supports offered-product classification, not airport authorization, purchasing volume or the modeled realization. ([securityprousa.com](https://www.securityprousa.com/products/scintrex-trace-evd-xx.xx-portable-trace-detection-unit))

40. CATSA's Purchase Order Terms and Conditions

- Evidence informing base-year allocation inputs; displayed values and growth are calculated: Contract terms constrain maintenance, parts and consumables escalation, qualifying unrestricted aftermarket pricing assumptions in the projection lifecycle model. ([catsa-acsta.gc.ca](https://www.catsa-acsta.gc.ca/en/publications/catsa-s-purchase-order-terms-and-conditions))
- Evidence informing forecast-year allocation inputs; displayed values and growth are calculated: Contract terms constrain maintenance, parts and consumables escalation, qualifying unrestricted aftermarket pricing assumptions in the projection lifecycle model. ([catsa-acsta.gc.ca](https://www.catsa-acsta.gc.ca/en/publications/catsa-s-purchase-order-terms-and-conditions))
- Evidence informing base-year allocation inputs; displayed values and growth are calculated: Contractual price limits constrain the pricing premise, but do not verify CT-specific global support receipts.
- Evidence informing forecast-year allocation inputs; displayed values and growth are calculated: Contractual price limits constrain the pricing premise, but do not verify CT-specific global support receipts.
- Evidence informing base-year allocation inputs; displayed values and growth are calculated: Maintenance and consumable escalation limits qualify the trace-platform pricing assumption rather than establishing the modeled IMS share.
- Evidence informing forecast-year allocation inputs; displayed values and growth are calculated: Maintenance and consumable escalation limits qualify the trace-platform pricing assumption rather than establishing the modeled IMS share.
- Evidence informing base-year allocation inputs; displayed values and growth are calculated: The pre-existing-software clause grants broad license rights without transferring ownership; proprietary ownership alone therefore cannot establish the Closed revenue numerator. ([catsa-acsta.gc.ca](https://www.catsa-acsta.gc.ca/en/publications/catsa-s-purchase-order-terms-and-conditions))
- Evidence informing forecast-year allocation inputs; displayed values and growth are calculated: The pre-existing-software clause grants broad license rights without transferring ownership; proprietary ownership alone therefore cannot establish the Closed revenue numerator. ([catsa-acsta.gc.ca](https://www.catsa-acsta.gc.ca/en/publications/catsa-s-purchase-order-terms-and-conditions))
- Evidence informing base-year allocation inputs; displayed values and growth are calculated: Software modification rights are not themselves proof of standards-based interfaces or independent component substitution; supports conservative classification. ([catsa-acsta.gc.ca](https://www.catsa-acsta.gc.ca/en/publications/catsa-s-purchase-order-terms-and-conditions))
- Evidence informing forecast-year allocation inputs; displayed values and growth are calculated: Software modification rights are not themselves proof of standards-based interfaces or independent component substitution; supports conservative classification. ([catsa-acsta.gc.ca](https://www.catsa-acsta.gc.ca/en/publications/catsa-s-purchase-order-terms-and-conditions))

41. Liquids Scanner for Airport Security - UC Davis
    - Evidence informing base-year allocation inputs; displayed values and growth are calculated: The February xx.xx 2011 account establishes a development contract and licensing relationship. Its development allocation is excluded from 2025 receipts and does not establish a surviving commercial cohort. ([ucdavis.edu](https://www.ucdavis.edu/news/liquids-scanner-airport-security))
    - Evidence informing forecast-year allocation inputs; displayed values and growth are calculated: The February xx.xx 2011 account establishes a development contract and licensing relationship. Its development allocation is excluded from 2025 receipts and does not establish a surviving commercial cohort. ([ucdavis.edu](https://www.ucdavis.edu/news/liquids-scanner-airport-security))
42. Open Architecture for Airport Security Systems, Second Edition
    - Evidence informing base-year allocation inputs; displayed values and growth are calculated: Distinguishes proprietary integration from interoperable connections, supporting the category boundary rather than an observed revenue share. ([aci-europe.org](https://aci-europe.org/downloads/resources/Open%20Architecture%20for%20Airport%20Security%20Systems%202nd%20Edition.pdf))
    - Evidence informing forecast-year allocation inputs; displayed values and growth are calculated: Distinguishes proprietary integration from interoperable connections, supporting the category boundary rather than an observed revenue share. ([aci-europe.org](https://aci-europe.org/downloads/resources/Open%20Architecture%20for%20Airport%20Security%20Systems%202nd%20Edition.pdf))
    - Evidence informing base-year allocation inputs; displayed values and growth are calculated: Integration does not guarantee interoperability; this constrains attribution of vendor-mediated configurations. ([aci-europe.org](https://aci-europe.org/downloads/resources/Open%20Architecture%20for%20Airport%20Security%20Systems%202nd%20Edition.pdf))
    - Evidence informing forecast-year allocation inputs; displayed values and growth are calculated: Integration does not guarantee interoperability; this constrains attribution of vendor-mediated configurations. ([aci-europe.org](https://aci-europe.org/downloads/resources/Open%20Architecture%20for%20Airport%20Security%20Systems%202nd%20Edition.pdf))
    - Evidence informing base-year allocation inputs; displayed values and growth are calculated: Allows identified partial compliance and discusses accountable integration responsibilities; supports scoped open attribution, not whole-purchase reclassification. ([aci-europe.org](https://aci-europe.org/downloads/resources/Open%20Architecture%20for%20Airport%20Security%20Systems%202nd%20Edition.pdf))
    - Evidence informing forecast-year allocation inputs; displayed values and growth are calculated: Allows identified partial compliance and discusses accountable integration responsibilities; supports scoped open attribution, not whole-purchase reclassification. ([aci-europe.org](https://aci-europe.org/downloads/resources/Open%20Architecture%20for%20Airport%20Security%20Systems%202nd%20Edition.pdf))

43. CATSA 2025 Annual Report - Overview of Activities

- Evidence informing base-year allocation inputs; displayed values and growth are calculated: Reports xx.xx CATSA Plus lines across xx.xx airports serving more than xx.xx% of passengers in 2024/xx.xx; provides an independent integration-activity check, not a direct value allocation. ([catsa-acsta.gc.ca](https://www.catsa-acsta.gc.ca/en/publications/2025-annual-report/overview-activities))
- Evidence informing forecast-year allocation inputs; displayed values and growth are calculated: Reports xx.xx CATSA Plus lines across xx.xx airports serving more than xx.xx% of passengers in 2024/xx.xx; provides an independent integration-activity check, not a direct value allocation. ([catsa-acsta.gc.ca](https://www.catsa-acsta.gc.ca/en/publications/2025-annual-report/overview-activities))
- Evidence informing base-year allocation inputs; displayed values and growth are calculated: The reported modernized passenger coverage constrains an assumption of universally standalone activity, while leaving commercial architecture and revenue attribution unresolved. ([catsa-acsta.gc.ca](https://www.catsa-acsta.gc.ca/en/publications/2025-annual-report/overview-activities))
- Evidence informing forecast-year allocation inputs; displayed values and growth are calculated: The reported modernized passenger coverage constrains an assumption of universally standalone activity, while leaving commercial architecture and revenue attribution unresolved. ([catsa-acsta.gc.ca](https://www.catsa-acsta.gc.ca/en/publications/2025-annual-report/overview-activities))
- Evidence informing forecast-year allocation inputs; displayed values and growth are calculated: The annual report identifies enhanced non-passenger requirements and implementation planned from spring 2025. This supports a conditional modernization premise, not the modeled global uptake factor.
- Evidence informing base-year allocation inputs; displayed values and growth are calculated: Reports xx.xx CATSA Plus lines and more than xx.xx% passenger coverage in 2024/xx.xx; provides a Canadian adoption comparator, not a global local-review revenue weight. ([catsa-acsta.gc.ca](https://www.catsa-acsta.gc.ca/en/publications/2025-annual-report/overview-activities))
- Evidence informing forecast-year allocation inputs; displayed values and growth are calculated: Reports xx.xx CATSA Plus lines and more than xx.xx% passenger coverage in 2024/xx.xx; provides a Canadian adoption comparator, not a global local-review revenue weight. ([catsa-acsta.gc.ca](https://www.catsa-acsta.gc.ca/en/publications/2025-annual-report/overview-activities))
- Evidence informing base-year allocation inputs; displayed values and growth are calculated: Identifies remote screening within CATSA Plus and quantifies deployment; constrains the commercial-adoption premise but does not establish each review room's location. ([catsa-acsta.gc.ca](https://www.catsa-acsta.gc.ca/en/publications/2025-annual-report/overview-activities))
- Evidence informing forecast-year allocation inputs; displayed values and growth are calculated: Identifies remote screening within CATSA Plus and quantifies deployment; constrains the commercial-adoption premise but does not establish each review room's location. ([catsa-acsta.gc.ca](https://www.catsa-acsta.gc.ca/en/publications/2025-annual-report/overview-activities))
- Evidence informing base-year allocation inputs; displayed values and growth are calculated: Deployment coverage constrains the addressable network-enabled pool; it does not disclose hybrid contracts or justify the modeled hybrid percentage. ([catsa-acsta.gc.ca](https://www.catsa-acsta.gc.ca/en/publications/2025-annual-report/overview-activities))
- Evidence informing forecast-year allocation inputs; displayed values and growth are calculated: Deployment coverage constrains the addressable network-enabled pool; it does not disclose hybrid contracts or justify the modeled hybrid percentage. ([catsa-acsta.gc.ca](https://www.catsa-acsta.gc.ca/en/publications/2025-annual-report/overview-activities))

44. CATSA - Beyond the Checkpoint, December 2025

- Evidence informing base-year allocation inputs; displayed values and growth are calculated: Reports xx.xx operational CT machines at eight airports and a modular-line average of xx.xx passengers per hour versus xx.xx for traditional multi-split lines; supports the bounded throughput-to-unit bridge and phased-deployment premise. ([catsa-acsta.gc.ca](https://www.catsa-acsta.gc.ca/en/about-us/beyond-checkpoint-2025-december))
- Evidence informing forecast-year allocation inputs; displayed values and growth are calculated: Reports xx.xx operational CT machines at eight airports and a modular-line average of xx.xx passengers per hour versus xx.xx for traditional multi-split lines; supports the bounded throughput-to-unit bridge and phased-deployment premise. ([catsa-acsta.gc.ca](https://www.catsa-acsta.gc.ca/en/about-us/beyond-checkpoint-2025-december))

45. Smiths Detection Delivers Fully Automated International Remote Baggage Screening System Between South Korea and the United States

- Evidence informing base-year allocation inputs; displayed values and growth are calculated: The January xx.xx 2026 disclosure identifies xx.xx software licenses and DICOS V3.xx.xx exchange, and dates operational service to August 2025. Supports commercial standards-based activity and forecast feasibility, not an observed global share or a confirmed 2025 license inventory. ([smithsdetection.com](https://www.smithsdetection.com/press-releases/smiths-detection-delivers-fully-automated-international-remote-baggage-screening-system-between-south-korea-and-the-united-states/))
- Evidence informing forecast-year allocation inputs; displayed values and growth are calculated: The January xx.xx 2026 disclosure identifies xx.xx software licenses and DICOS V3.xx.xx exchange, and dates operational service to August 2025. Supports commercial standards-based activity and forecast feasibility, not an observed global share or a confirmed 2025 license inventory. ([smithsdetection.com](https://www.smithsdetection.com/press-releases/smiths-detection-delivers-fully-automated-international-remote-baggage-screening-system-between-south-korea-and-the-united-states/))

46. SeeTrue Marks Milestone with Over 100 X-ray Checkpoint Installations of Advanced AI-Based Threat Detection Software

- Evidence informing base-year allocation inputs; displayed values and growth are calculated: The December xx.xx 2024 announcement reports the 100th operational screening lane across airports and other sectors. Provides a limited commercial-adoption scale check; it is neither airport-only nor a census of standards-based entitlements. ([seetrue.ai](https://www.seetrue.ai/seetrue-marks-milestone-with-over-xx.xx-x-ray-checkpoint-installations-of-advanced-ai-based-threat-detection-software/))
- Evidence informing forecast-year allocation inputs; displayed values and growth are calculated: The December xx.xx 2024 announcement reports the 100th operational screening lane across airports and other sectors. Provides a limited commercial-adoption scale check; it is neither airport-only nor a census of standards-based entitlements. ([seetrue.ai](https://www.seetrue.ai/seetrue-marks-milestone-with-over-xx.xx-x-ray-checkpoint-installations-of-advanced-ai-based-threat-detection-software/))

47. Scarabee's Checkpoint Property Screening System to be deployed at DEN

- Evidence informing base-year allocation inputs; displayed values and growth are calculated: Describes a xx.xx-lane Denver award combining Scarabee lanes with Smiths scanners. Corroborates a commercial mixed-supplier integration route; an award is not realized annual revenue or proof of unrestricted interoperability. ([daifukuatec.com](https://daifukuatec.com/news/scarabees-checkpoint-property-screening-system-to-be-deployed-at-den))
- Evidence informing forecast-year allocation inputs; displayed values and growth are calculated: Describes a xx.xx-lane Denver award combining Scarabee lanes with Smiths scanners. Corroborates a commercial mixed-supplier integration route; an award is not realized annual revenue or proof of unrestricted interoperability. ([daifukuatec.com](https://daifukuatec.com/news/scarabees-checkpoint-property-screening-system-to-be-deployed-at-den))

48. CATSA Annual Report 2024 - Management's Discussion and Analysis

- Evidence informing base-year allocation inputs; displayed values and growth are calculated: FY2023/xx.xx pre-board capital appropriations used of C$xx.xx provide the second period in the non-passenger-to-cabin purchasing comparison.
- Evidence informing base-year allocation inputs; displayed values and growth are calculated: FY2023/xx.xx non-passenger capital appropriations used of C$xx.xx enter the two-period activity proxy; they do not identify the property-only fraction.
- Evidence informing forecast-year allocation inputs; displayed values and growth are calculated: FY2023/xx.xx non-passenger capital appropriations used of C$xx.xx enter the two-period activity proxy; they do not identify the property-only fraction.

49. Smiths Detection confirm order of 91 advanced scanners for new terminals at Moscow Sheremetyevo International Airport
    - Evidence informing base-year allocation inputs; displayed values and growth are calculated: The dated airport deployment includes xx.xx entrance baggage systems and xx.xx cabin-checkpoint systems. Their ratio supplies a historical relative-density proxy, subsequently discounted for assumed global coverage.
    - Evidence informing forecast-year allocation inputs; displayed values and growth are calculated: The dated airport deployment includes xx.xx entrance baggage systems and xx.xx cabin-checkpoint systems. Their ratio supplies a historical relative-density proxy, subsequently discounted for assumed global coverage.
50. Cochin International Airport Selects Smiths Detection's CTX 9800 for Next-Generation Hold Baggage Screening
    - Evidence informing base-year allocation inputs; displayed values and growth are calculated: The May 2017 deployment identifies xx.xx customs baggage systems alongside four hold-baggage systems. This supports the customs-intensive historical configuration proxy, not current global fleet or revenue observations.
    - Evidence informing forecast-year allocation inputs; displayed values and growth are calculated: The May 2017 deployment identifies xx.xx customs baggage systems alongside four hold-baggage systems. This supports the customs-intensive historical configuration proxy, not current global fleet or revenue observations.
51. CATSA Functions, Programs and Activities
    - Evidence informing base-year allocation inputs; displayed values and growth are calculated: Hold-baggage activities include equipment purchase, baggage-handling integration and equipment maintenance, supporting the checked-baggage capital and lifecycle boundary.
    - Evidence informing forecast-year allocation inputs; displayed values and growth are calculated: Hold-baggage activities include equipment purchase, baggage-handling integration and equipment maintenance, supporting the checked-baggage capital and lifecycle boundary.
    - Evidence informing base-year allocation inputs; displayed values and growth are calculated: Non-passenger screening covers airport workers and their belongings; only attributable property-screening offerings enter this allocation.
    - Evidence informing forecast-year allocation inputs; displayed values and growth are calculated: Non-passenger screening covers airport workers and their belongings; only attributable property-screening offerings enter this allocation.
52. Fraport TAV Antalya Airport - About the security control itself
    - Evidence informing base-year allocation inputs; displayed values and growth are calculated: The airport operator distinguishes terminal-entry security from a subsequent checkpoint. This supports a separate entrance-screening mission while providing no global prevalence or spending share.
    - Evidence informing forecast-year allocation inputs; displayed values and growth are calculated: The airport operator distinguishes terminal-entry security from a subsequent checkpoint. This supports a separate entrance-screening mission while providing no global prevalence or spending share.
53. EMSD VoiceLink, Issue 79, June 2026 - EMSD Provides Comprehensive Support for Terminal 2 Commissioning
    - Evidence informing forecast-year allocation inputs; displayed values and growth are calculated: The June 2026 account identifies baggage-and-parcel equipment procurement and installation for the customs authority at Terminal xx.xx. It supports a separate commissioning mission but does not isolate baggage expenditure.
54. GAO-26-107811 - Guam: Considerations for Evaluating Alternative Customs Models and Potential Economic Effects
    - Evidence informing base-year allocation inputs; displayed values and growth are calculated: The audit identifies two historical airport-customs baggage systems inactive for years and delayed replacement procurement. This challenges conversion of installed stock or acknowledged need directly into annual equipment and support revenue.
    - Evidence informing forecast-year allocation inputs; displayed values and growth are calculated: The audit identifies two historical airport-customs baggage systems inactive for years and delayed replacement procurement. This challenges conversion of installed stock or acknowledged need directly into annual equipment and support revenue.

55. Bennet, Moran, Van Hollen, Boozman Introduce Bill to Bolster Aviation Safety
    - Evidence informing base-year allocation inputs; displayed values and growth are calculated: The July xx.xx 2025 official release identifies xx.xx U.S. screening lanes, used as agency purchasing-exposure calibration rather than observed annual equipment sales.
    - Evidence informing forecast-year allocation inputs; displayed values and growth are calculated: The July xx.xx 2025 official release identifies xx.xx U.S. screening lanes, used as agency purchasing-exposure calibration rather than observed annual equipment sales.
56. Bank of Canada - Annual exchange rates
    - Evidence informing base-year allocation inputs; displayed values and growth are calculated: Annual exchange-rate observations support the inherited fiscal-period approximation of xx.xx Canadian dollars per U.S. dollar; this is not a transaction-weighted exchange rate.
    - Evidence informing forecast-year allocation inputs; displayed values and growth are calculated: Annual exchange-rate observations support the inherited fiscal-period approximation of xx.xx Canadian dollars per U.S. dollar; this is not a transaction-weighted exchange rate.
57. Japan’s leading airline revolutionizes check in experience with new Smiths Detection technology
    - Evidence informing base-year allocation inputs; displayed values and growth are calculated: The August 2023 announcement identifies JAL as customer for five screening ecosystems and reports xx.xx deployed iLane units across Japan. These are historical commercial-stock anchors, not an airline-only fleet or 2025 sales observation.
    - Evidence informing forecast-year allocation inputs; displayed values and growth are calculated: The August 2023 announcement identifies JAL as customer for five screening ecosystems and reports xx.xx deployed iLane units across Japan. These are historical commercial-stock anchors, not an airline-only fleet or 2025 sales observation.
58. Narita International Airport anticipates threats with integrated solutions
    - Evidence informing base-year allocation inputs; displayed values and growth are calculated: Identifies Narita airport as a screening-technology customer and describes xx.xx lane-related installations, qualifying any assumption that the supplier's Japanese installed stock was purchased entirely by airlines.
    - Evidence informing forecast-year allocation inputs; displayed values and growth are calculated: Identifies Narita airport as a screening-technology customer and describes xx.xx lane-related installations, qualifying any assumption that the supplier's Japanese installed stock was purchased entirely by airlines.
59. MLIT - 保安検査の実施主体が変わります！ - June 27, 2025
    - Evidence informing forecast-year allocation inputs; displayed values and growth are calculated: The June xx.xx 2025 announcement targets transfer of security-screening responsibility from airlines to airport managers, with leading cases targeted in FY2026. Supports a conditional reduction in airline purchasing, not an observed contract-transfer percentage.
    - Evidence informing forecast-year allocation inputs; displayed values and growth are calculated: The transfer direction supports modeled airport-manager purchasing gains. Continued shared financing does not imply equal purchasing shares.
60. ICTS International N.V. - Annual Report for the year ended December 31, 2025
    - Evidence informing base-year allocation inputs; displayed values and growth are calculated: Discloses USD xx.xx company-wide property/equipment purchases and USD xx.xx airport-security revenue in 2025. Supports an asset-light purchasing-intensity proxy; the in-scope fraction and global expansion remain assumptions.
    - Evidence informing forecast-year allocation inputs; displayed values and growth are calculated: Discloses USD xx.xx company-wide property/equipment purchases and USD xx.xx airport-security revenue in 2025. Supports an asset-light purchasing-intensity proxy; the in-scope fraction and global expansion remain assumptions.

61. EU Publications Office - Purchase and maintenance of non-intrusive X-ray inspection equipment for baggage and air cargo volume control
    - Evidence informing base-year allocation inputs; displayed values and growth are calculated: Identifies Autoridade Tributária e Aduaneira as buyer and reports a 2026 award of EUR xx.xx across four lots for baggage/air-cargo inspection equipment and maintenance. Provides a buyer-role and commercial-scale comparator, not 2025 baggage-only annual expenditure.
    - Evidence informing forecast-year allocation inputs; displayed values and growth are calculated: Identifies Autoridade Tributária e Aduaneira as buyer and reports a 2026 award of EUR xx.xx across four lots for baggage/air-cargo inspection equipment and maintenance. Provides a buyer-role and commercial-scale comparator, not 2025 baggage-only annual expenditure.
62. ACI World - Busiest Airports in the World
    - Evidence informing base-year allocation inputs; displayed values and growth are calculated: Reports approximately xx.xx international airport passenger movements in 2025. Half provides an approximate arrival-movement scale check before transfer exclusions, not a customs examination or equipment-purchasing weight.
    - Evidence informing forecast-year allocation inputs; displayed values and growth are calculated: Reports approximately xx.xx international airport passenger movements in 2025. Half provides an approximate arrival-movement scale check before transfer exclusions, not a customs examination or equipment-purchasing weight.
63. Heathrow announces £2.3bn accelerated investment plan to upgrade the UK's international gateway to growth
    - Evidence informing base-year allocation inputs; displayed values and growth are calculated: Reports GBP xx.xx invested in security-lane upgrades during 2024, supporting material airport-directed purchasing. Broader infrastructure obligations and historical timing prevent treating the amount as 2025 in-scope market receipts.
    - Evidence informing forecast-year allocation inputs; displayed values and growth are calculated: Reports GBP xx.xx invested in security-lane upgrades during 2024, supporting material airport-directed purchasing. Broader infrastructure obligations and historical timing prevent treating the amount as 2025 in-scope market receipts.
64. Fraport Assumes Responsibility for Aviation Security Checks at Frankfurt Airport
    - Evidence informing base-year allocation inputs; displayed values and growth are calculated: Documents Fraport's checkpoint-management responsibility from January 2023, six initial CT-equipped lanes and three contracted screening providers. Supports distinguishing an airport commissioning role from regulator oversight and contracted screening labor.
    - Evidence informing forecast-year allocation inputs; displayed values and growth are calculated: Documents Fraport's checkpoint-management responsibility from January 2023, six initial CT-equipped lanes and three contracted screening providers. Supports distinguishing an airport commissioning role from regulator oversight and contracted screening labor.
65. Advanced Cabin Baggage Screening - Computed Tomography Implementation Guide
    - Evidence informing base-year allocation inputs; displayed values and growth are calculated: Distinguishes standalone CT, including equipment-local conveyance, from integrated screening-lane configurations; supports attribution boundaries, not a revenue weight.
    - Evidence informing forecast-year allocation inputs; displayed values and growth are calculated: Distinguishes standalone CT, including equipment-local conveyance, from integrated screening-lane configurations; supports attribution boundaries, not a revenue weight.
    - Evidence informing base-year allocation inputs; displayed values and growth are calculated: Identifies automated tray-return and automated screening-lane integration as commercially distinct configurations; supports the lane-integrated category definition.
    - Evidence informing forecast-year allocation inputs; displayed values and growth are calculated: Identifies automated tray-return and automated screening-lane integration as commercially distinct configurations; supports the lane-integrated category definition.

66. GAO-12-266 - Checked Baggage Screening: TSA Has Deployed Optimal Systems at the Majority of TSA-Regulated Airports, but Could Strengthen Cost Estimates

- Evidence informing base-year allocation inputs; displayed values and growth are calculated: The December 2011 table reports xx.xx standalone EDS alongside xx.xx in-line EDS; this historical machine-count comparator constrains, but does not determine, the current global allocation.
- Evidence informing forecast-year allocation inputs; displayed values and growth are calculated: The December 2011 table reports xx.xx standalone EDS alongside xx.xx in-line EDS; this historical machine-count comparator constrains, but does not determine, the current global allocation.
- Evidence informing base-year allocation inputs; displayed values and growth are calculated: Reports xx.xx in-line EDS across xx.xx in-line systems and distinguishes equipment counts from integrated-system counts; supports the historical configuration bridge.
- Evidence informing forecast-year allocation inputs; displayed values and growth are calculated: Reports xx.xx in-line EDS across xx.xx in-line systems and distinguishes equipment counts from integrated-system counts; supports the historical configuration bridge.

67. Smiths Detection selected as security technology provider to International Airport Heraklion Crete

- Evidence informing base-year allocation inputs; displayed values and growth are calculated: The September xx.xx 2025 announcement identifies eight cabin CT scanners and eight automated tray-return systems for Heraklion, with installation planned across late 2025 and mid-2026; supports ongoing integrated procurement, not realized annual revenue.
- Evidence informing forecast-year allocation inputs; displayed values and growth are calculated: The September xx.xx 2025 announcement identifies eight cabin CT scanners and eight automated tray-return systems for Heraklion, with installation planned across late 2025 and mid-2026; supports ongoing integrated procurement, not realized annual revenue.

68. Centralised Image Processing: The Impact on Security Checkpoints

- Evidence informing base-year allocation inputs; displayed values and growth are calculated: Distinguishes checkpoint-local image review from separate-room arrangements; supports retaining networked local activity rather than automatically assigning it to remote review. ([casra.ch](https://casra.ch/wp-content/uploads/2021/xx.xx/Kuhn-2017.-Centralised-image-processing.pdf))
- Evidence informing forecast-year allocation inputs; displayed values and growth are calculated: Distinguishes checkpoint-local image review from separate-room arrangements; supports retaining networked local activity rather than automatically assigning it to remote review. ([casra.ch](https://casra.ch/wp-content/uploads/2021/xx.xx/Kuhn-2017.-Centralised-image-processing.pdf))
- Evidence informing base-year allocation inputs; displayed values and growth are calculated: Describes separate screening rooms and established remote hold-baggage review at larger airports; supports the cohort-maturity premise, not a numerical global share. ([casra.ch](https://casra.ch/wp-content/uploads/2021/xx.xx/Kuhn-2017.-Centralised-image-processing.pdf))
- Evidence informing forecast-year allocation inputs; displayed values and growth are calculated: Describes separate screening rooms and established remote hold-baggage review at larger airports; supports the cohort-maturity premise, not a numerical global share. ([casra.ch](https://casra.ch/wp-content/uploads/2021/xx.xx/Kuhn-2017.-Centralised-image-processing.pdf))
- Evidence informing base-year allocation inputs; displayed values and growth are calculated: Describes combined checkpoint and remote-room arrangements, establishing a mixed-location commercial configuration without measuring its prevalence or price. ([casra.ch](https://casra.ch/wp-content/uploads/2021/xx.xx/Kuhn-2017.-Centralised-image-processing.pdf))
- Evidence informing forecast-year allocation inputs; displayed values and growth are calculated: Describes combined checkpoint and remote-room arrangements, establishing a mixed-location commercial configuration without measuring its prevalence or price. ([casra.ch](https://casra.ch/wp-content/uploads/2021/xx.xx/Kuhn-2017.-Centralised-image-processing.pdf))

69. Annual Report 2024 - CATSA's Operating Environment

- Evidence informing base-year allocation inputs; displayed values and growth are calculated: Reports xx.xx CATSA Plus lines and more than xx.xx% passenger coverage in 2023/xx.xx providing the historical comparison rather than a global location allocation. ([catsa-acsta.gc.ca](https://www.catsa-acsta.gc.ca/en/publications/catsa-s-operating-environment))
- Evidence informing forecast-year allocation inputs; displayed values and growth are calculated: Reports xx.xx CATSA Plus lines and more than xx.xx% passenger coverage in 2023/xx.xx providing the historical comparison rather than a global location allocation. ([catsa-acsta.gc.ca](https://www.catsa-acsta.gc.ca/en/publications/catsa-s-operating-environment))
- Evidence informing base-year allocation inputs; displayed values and growth are calculated: Together with the subsequent annual report, supports a seven-line deployment increase without a corresponding increase in reported passenger coverage. ([catsa-acsta.gc.ca](https://www.catsa-acsta.gc.ca/en/publications/catsa-s-operating-environment))
- Evidence informing forecast-year allocation inputs; displayed values and growth are calculated: Together with the subsequent annual report, supports a seven-line deployment increase without a corresponding increase in reported passenger coverage. ([catsa-acsta.gc.ca](https://www.catsa-acsta.gc.ca/en/publications/catsa-s-operating-environment))
- Evidence informing base-year allocation inputs; displayed values and growth are calculated: Provides a historical network-enabled deployment anchor, while leaving the physical mixed-location contract share unmeasured. ([catsa-acsta.gc.ca](https://www.catsa-acsta.gc.ca/en/publications/catsa-s-operating-environment))
- Evidence informing forecast-year allocation inputs; displayed values and growth are calculated: Provides a historical network-enabled deployment anchor, while leaving the physical mixed-location contract share unmeasured. ([catsa-acsta.gc.ca](https://www.catsa-acsta.gc.ca/en/publications/catsa-s-operating-environment))

70. L22020-T-TG Upgrades to the Passenger Search Area, body scanners, EDS C3 cabin baggage screening - Contract Award Notice

- Evidence informing base-year allocation inputs; displayed values and growth are calculated: The January xx.xx 2023 Luton award expressly includes construction of a remote screening room at the airport terminal, supporting separate-room commercial procurement. Its broader scope is not treated as baggage-only annual revenue. ([find-tender.service.gov.uk](https://www.find-tender.service.gov.uk/Notice/xx.xx-2023))
- Evidence informing forecast-year allocation inputs; displayed values and growth are calculated: The January xx.xx 2023 Luton award expressly includes construction of a remote screening room at the airport terminal, supporting separate-room commercial procurement. Its broader scope is not treated as baggage-only annual revenue. ([find-tender.service.gov.uk](https://www.find-tender.service.gov.uk/Notice/xx.xx-2023))

71. Greater Orlando Aviation Authority - Minutes of the February 19, 2025 Meeting

- Evidence informing base-year allocation inputs; displayed values and growth are calculated: Authorizes up to USD xx.xx for baggage-system and Remote Screening Facility network/server separation. Half this ceiling is an explicitly assumed deployment-cost comparator, not observed off-site receipts. ([assets.ctfassets.net](https://assets.ctfassets.net/qiecpoxp4bka/6BCjKImOwJmeZxqtGVdpYR/1e2d759a2c44b5b6d71193cb9927ec75/2025-xx.xx-19_Board_Minutes.pdf))
- Evidence informing forecast-year allocation inputs; displayed values and growth are calculated: Authorizes up to USD xx.xx for baggage-system and Remote Screening Facility network/server separation. Half this ceiling is an explicitly assumed deployment-cost comparator, not observed off-site receipts. ([assets.ctfassets.net](https://assets.ctfassets.net/qiecpoxp4bka/6BCjKImOwJmeZxqtGVdpYR/1e2d759a2c44b5b6d71193cb9927ec75/2025-xx.xx-19_Board_Minutes.pdf))
- Evidence informing base-year allocation inputs; displayed values and growth are calculated: Provides the commercial networking-cost anchor for the modeled transfer from existing on-site pools, avoiding additional market value or duplicate host-equipment attribution. ([assets.ctfassets.net](https://assets.ctfassets.net/qiecpoxp4bka/6BCjKImOwJmeZxqtGVdpYR/1e2d759a2c44b5b6d71193cb9927ec75/2025-xx.xx-19_Board_Minutes.pdf))
- Evidence informing forecast-year allocation inputs; displayed values and growth are calculated: Provides the commercial networking-cost anchor for the modeled transfer from existing on-site pools, avoiding additional market value or duplicate host-equipment attribution. ([assets.ctfassets.net](https://assets.ctfassets.net/qiecpoxp4bka/6BCjKImOwJmeZxqtGVdpYR/1e2d759a2c44b5b6d71193cb9927ec75/2025-xx.xx-19_Board_Minutes.pdf))

72. American and U.S. Customs and Border Protection pilot innovative baggage screening initiative

- Evidence informing base-year allocation inputs; displayed values and growth are calculated: American's April xx.xx 2025 announcement identifies a daily Sydney-Los Angeles IRBS pilot and unchanged screening requirements. It anchors one sampled connection and an assumed partial-year licensing period, not disclosed revenue. ([s202.q4cdn.com](https://s202.q4cdn.com/xx.xx/files/doc_news/American-and-US-Customs-and-Border-Protection-pilot-innovative-baggage-screening-initiative-OPS-OTH-xx.xx-2025.pdf))
- Evidence informing forecast-year allocation inputs; displayed values and growth are calculated: American's April xx.xx 2025 announcement identifies a daily Sydney-Los Angeles IRBS pilot and unchanged screening requirements. It anchors one sampled connection and an assumed partial-year licensing period, not disclosed revenue. ([s202.q4cdn.com](https://s202.q4cdn.com/xx.xx/files/doc_news/American-and-US-Customs-and-Border-Protection-pilot-innovative-baggage-screening-initiative-OPS-OTH-xx.xx-2025.pdf))

73. 델타항공-대한항공, 인천발 애틀랜타 노선 대상 위탁수하물 원격 검색 방식 신규 도입

- Evidence informing base-year allocation inputs; displayed values and growth are calculated: The August xx.xx 2025 announcement identifies the Incheon-Atlanta IRBS arrangement, anchoring a second sampled connection and a partial-year commercial-activity assumption without establishing contract value. ([news.delta.com](https://news.delta.com/delta-and-koreanair-launch-remote-baggage-screening-on-icn-atl-KR))
- Evidence informing forecast-year allocation inputs; displayed values and growth are calculated: The August xx.xx 2025 announcement identifies the Incheon-Atlanta IRBS arrangement, anchoring a second sampled connection and a partial-year commercial-activity assumption without establishing contract value. ([news.delta.com](https://news.delta.com/delta-and-koreanair-launch-remote-baggage-screening-on-icn-atl-KR))

74. United Launches CBP's International Remote Baggage Screening on Select International Flights

· Evidence informing base-year allocation inputs; displayed values and growth are calculated: United's September xx.xx 2025 announcement identifies daily Sydney-San Francisco service and named technology partners, anchoring a third sampled connection. It reports no attributable software or integration receipts. ([united.mediaroom.com](https://united.mediaroom.com/2025-xx.xx-xx.xx-United-Launches-CBPs-International-Remote-Baggage-Screening-on-Select-International-Flights))

· Evidence informing forecast-year allocation inputs; displayed values and growth are calculated: United's September xx.xx 2025 announcement identifies daily Sydney-San Francisco service and named technology partners, anchoring a third sampled connection. It reports no attributable software or integration receipts. ([united.mediaroom.com](https://united.mediaroom.com/2025-xx.xx-xx.xx-United-Launches-CBPs-International-Remote-Baggage-Screening-on-Select-International-Flights))

75. Airline Passengers Face Fewer Bag Checkpoints, Thanks to PNNL, Partners

· Evidence informing forecast-year allocation inputs; displayed values and growth are calculated: The August xx.xx 2026 laboratory release describes implementation on additional routes, including Seoul arrivals at Minneapolis-St. Paul and Detroit. This supports expansion direction, not the forecast connection count, realization or global share. ([pnnl.gov](https://www.pnnl.gov/news-media/airline-passengers-face-fewer-bag-checkpoints-thanks-pnnl-partners))

76. TSA awards $781.2 million to procure additional CT X-Ray scanners for airport checkpoints

· Evidence informing base-year allocation inputs; displayed values and growth are calculated: The March xx.xx 2022 announcement identifies up to USD xx.xx for procurement and maintenance of up to xx.xx systems from an OEM. This is a historical procurement-scale anchor, not annual 2025 direct-channel revenue. ([content.govdelivery.com](https://content.govdelivery.com/accounts/USDHSTSA/bulletins/30f6e5f))

· Evidence informing base-year allocation inputs; displayed values and growth are calculated: The award includes full-size automated lanes, cautioning against assigning all automation value to non-OEM integration primes; exact contractual-role attribution is not disclosed. ([content.govdelivery.com](https://content.govdelivery.com/accounts/USDHSTSA/bulletins/30f6e5f))

77. OSI Systems, Inc. - Form 10-K for the fiscal year ended June 30, 2026

· Evidence informing base-year allocation inputs; displayed values and growth are calculated: The filing describes regional direct security-product sales and direct maintenance relationships. Its broader security scope supports route coexistence, not baggage-only sales weights. ([sec.gov](https://www.sec.gov/Archives/edgar/data/xx.xx/xx.xx/osis-20260630x10k.htm))

· Evidence informing forecast-year allocation inputs; displayed values and growth are calculated: The filing describes regional direct security-product sales and direct maintenance relationships. Its broader security scope supports route coexistence, not baggage-only sales weights. ([sec.gov](https://www.sec.gov/Archives/edgar/data/xx.xx/xx.xx/osis-20260630x10k.htm))

· Evidence informing base-year allocation inputs; displayed values and growth are calculated: The company identifies a global independent-distributor network, supporting a continuing indirect route without quantifying its value share. ([sec.gov](https://www.sec.gov/Archives/edgar/data/xx.xx/xx.xx/osis-20260630x10k.htm))

· Evidence informing forecast-year allocation inputs; displayed values and growth are calculated: The company identifies a global independent-distributor network, supporting a continuing indirect route without quantifying its value share. ([sec.gov](https://www.sec.gov/Archives/edgar/data/xx.xx/xx.xx/osis-20260630x10k.htm))

· Evidence informing base-year allocation inputs; displayed values and growth are calculated: Authorized service providers are identified separately from distributors, supporting distinct technical-service attribution and access limitations. ([sec.gov](https://www.sec.gov/Archives/edgar/data/xx.xx/xx.xx/osis-20260630x10k.htm))

· Evidence informing forecast-year allocation inputs; displayed values and growth are calculated: Authorized service providers are identified separately from distributors, supporting distinct technical-service attribution and access limitations. ([sec.gov](https://www.sec.gov/Archives/edgar/data/xx.xx/xx.xx/osis-20260630x10k.htm))

78. SriLankan Airlines - Invitation for Supply, Installation, Commissioning and Maintenance of Dual View Heavy and Medium X-Ray Machines, Reference 202130407

    · Evidence informing base-year allocation inputs; displayed values and growth are calculated: The 2021 purchaser invitation permits an OEM or authorized OEM agent and requires authorization for the latter. It establishes equipment-channel eligibility, not an award or software-resale right. ([srilankan.com](https://www.srilankan.com/download/tender/TN-Invitationforsubmiss-xx.xx.pdf))

79. JFK Millennium Partners Selects K2 to Deliver State-of-the-Art Security Screening Checkpoint at new JFK Terminal 6

    · Evidence informing base-year allocation inputs; displayed values and growth are calculated: The March xx.xx 2025 appointment assigns procurement and deployment coordination across multiple technology suppliers at a future ten-gate terminal. It supports integration-prime participation and a forecast mechanism, not a disclosed share or completed 2025 revenue. ([portauthoritybuilds.com](https://www.portauthoritybuilds.com/redevelopment/us/en/jfk/planned-projects/terminal-xx.xx/news/jfk-millennium-partners-selects-k2-to-deliver-state-of-the-art-s.html))

    · Evidence informing forecast-year allocation inputs; displayed values and growth are calculated: The March xx.xx 2025 appointment assigns procurement and deployment coordination across multiple technology suppliers at a future ten-gate terminal. It supports integration-prime participation and a forecast mechanism, not a disclosed share or completed 2025 revenue. ([portauthoritybuilds.com](https://www.portauthoritybuilds.com/redevelopment/us/en/jfk/planned-projects/terminal-xx.xx/news/jfk-millennium-partners-selects-k2-to-deliver-state-of-the-art-s.html))

    · Evidence informing base-year allocation inputs; displayed values and growth are calculated: The March xx.xx 2025 appointment covers baggage CT and automated bin-return equipment for a future xx.xx-gate terminal, with phased opening planned for 2026-2028. It establishes new-installation activity, not attributable 2025 receipts; wider airport investment and person-only technologies are excluded.

    · Evidence informing forecast-year allocation inputs; displayed values and growth are calculated: The March xx.xx 2025 appointment covers baggage CT and automated bin-return equipment for a future xx.xx-gate terminal, with phased opening planned for 2026-2028. It establishes new-installation activity, not attributable 2025 receipts; wider airport investment and person-only technologies are excluded.

80. CATSA Corporate Plan 2024-25 to 2028-29 Summary - Key Corporate Risks

    · Evidence informing base-year allocation inputs; displayed values and growth are calculated: The authority reports transferring maintenance of most screening equipment to KPrime in 2023/xx.xx. This establishes a separately contracted maintenance relationship, without a baggage-only payment split. ([catsa-acsta.gc.ca](https://www.catsa-acsta.gc.ca/en/publications/key-corporate-risks))

81. Leidos wins TSA logistics contract

    · Evidence informing base-year allocation inputs; displayed values and growth are calculated: The January xx.xx 2025 announcement describes an eight-year, USD xx.xx maximum sustainment contract covering xx.xx equipment units at over xx.xx locations with manufacturer coordination. Annualization and baggage/third-party attribution in the model are explicit assumptions. ([leidos.com](https://www.leidos.com/insights/leidos-wins-tsa-logistics-contract))

    · Evidence informing forecast-year allocation inputs; displayed values and growth are calculated: The January xx.xx 2025 announcement describes an eight-year, USD xx.xx maximum sustainment contract covering xx.xx equipment units at over xx.xx locations with manufacturer coordination. Annualization and baggage/third-party attribution in the model are explicit assumptions. ([leidos.com](https://www.leidos.com/insights/leidos-wins-tsa-logistics-contract))

82. Checkpoint Transformation: Malta International Airport Streamlines Passenger Flow with Smiths Detection
    - Evidence informing base-year allocation inputs; displayed values and growth are calculated: Seven conventional automated lanes were replaced by six CT-equipped lanes, with final commissioning in January 2025. This is a counterexample to equating capacity improvement with net additional equipment.
    - Evidence informing forecast-year allocation inputs; displayed values and growth are calculated: Seven conventional automated lanes were replaced by six CT-equipped lanes, with final commissioning in January 2025. This is a counterexample to equating capacity improvement with net additional equipment.
    - Evidence informing base-year allocation inputs; displayed values and growth are calculated: The complete checkpoint replacement illustrates why an offering described commercially as an upgrade can belong to System Replacement. The seven-year service commitment is not counted wholly as installation-year revenue.
    - Evidence informing forecast-year allocation inputs; displayed values and growth are calculated: The complete checkpoint replacement illustrates why an offering described commercially as an upgrade can belong to System Replacement. The seven-year service commitment is not counted wholly as installation-year revenue.
83. iCMORE - Smiths Detection
    - Evidence informing forecast-year allocation inputs; displayed values and growth are calculated: The current commercial offering describes a software-upgrade path while qualifying additional hardware requirements by machine type and age. This constrains forecast eligibility assumptions; product availability does not measure adoption or revenue.

18. Airport Baggage Screening Systems Market, by Country

The United States and Canada illustrate different institutional entry decisions. ■■■ ■■■■■■■■■■ ■■■ ■■■■■■■■■■■ ■■■■■ ■■■■■■■■ ■■■■■■■■■■■■ ■■■■ ■■■■■■■■■ ■■■■■■■■■■■■■■ ■■■ ■■■■■■■■ ■■■■■■■■ ■■■■■■■■■■■ ■■■■■■ ■■■■■■■■ ■■■■■■■■■ ■■■■■■■■ ■■■■■■ ■■■■■■■■■ ■■■■■■■■■ ■■■■■ ■■■ ■■■■■■■■■■■■■■■■■■ ■■■■■■■■■ ■■■■■■■■■ ■■■■■■■■ ■■ ■■■■■ ■■■■■■■■■■■ ■■■■■■■■■ ■■■■■■■■ ■■■■■ ■■■■■ ■■■ ■■■■■■■■■ ■■■■■■■■■■ ■■■ ■■■ ■■■■■■■■■ ■■■■ ■■■■■ ■■■■■■■■■■ Suppliers should establish whether they are pursuing an equipment-eligibility decision, a covered solicitation, or a service obligation; success at one gate does not settle the others.

The United Kingdom and Germany also require application-specific comparisons. ■■ ■■■■■■■■■ ■■■■■■■■■ ■■■■■■■■ ■■■■■■■■■■ ■■■■■ ■■■■■■■■■ ■■■■■■■■■■■■ ■■■■■ ■■■■■■■■■ ■■■■ ■■■■■■■■ ■■■■■■■■■■ ■■■ ■■■■■■■■■ ■■■■■■■■■ ■■■■■■■■■ ■■■■■■■■■■ ■■■■■■■■■ ■■■■■■■■■ ■■■■■ ■■■■■■■■■■ ■■■■■■■■■■■■ ■■ ■■■■■■■■ ■■■■■■■■ ■■■■■■■■■■■■ ■■■ ■■ ■■■■■■■■■■ ■■ ■■■ ■■■■ ■■■■■■■■■■■■ Buyers should compare the exact equipment and software combination within the intended national application rather than use another country's deployment as a substitute for eligibility.

■■■■■■■■■ ■■■ ■■■■■ ■■■■■ ■■■■■■■ ■■■■■■■■ ■■■■■■■■■■■■ ■■■■■■■■■■■ ■■■■■■■■ ■■■■■■■■■ ■■■ ■■■■■■ ■■■■■■■ ■■■■■■ ■■■■■■■■■ ■ ■■■■■■■■■ ■■■■ ■■■■■■■■■■ ■■■■■■■■■ ■■■■■■■■■■■■■■ ■■■■■■■■■■ ■■■■ ■■■■■■ ■■■■■■■■ ■■■■■■■■■ ■■■ ■■■■■ ■■■■■■■■■■ ■■■■■■ ■■■ ■■■■■■■ ■■■ ■■■■■■■■■■ ■■■■■■■■■ ■■ ■■■■■■■ ■■■■ ■■■■■■■■■■■■■■■■ ■■■■■■■■ For suppliers, the actionable relationship is the named airline-airport-authority arrangement, not blanket access to either national airport market. Expansion should depend on an additional documented route agreement and its support responsibilities, not an assumption that the initial initiative extends countrywide.

Figure 30. Global Airport Baggage Screening Systems Market Size, by Country, 2025 vs 2032 (%)

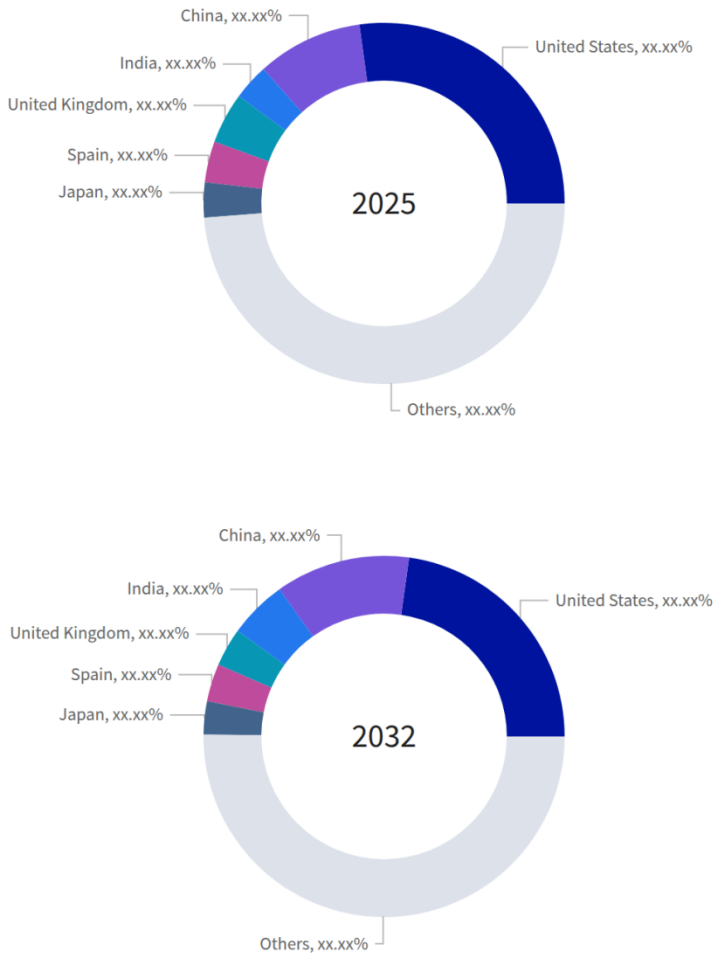

Figure 31. Global Airport Baggage Screening Systems Market Size, by Country, 2025 vs 2026 vs 2032

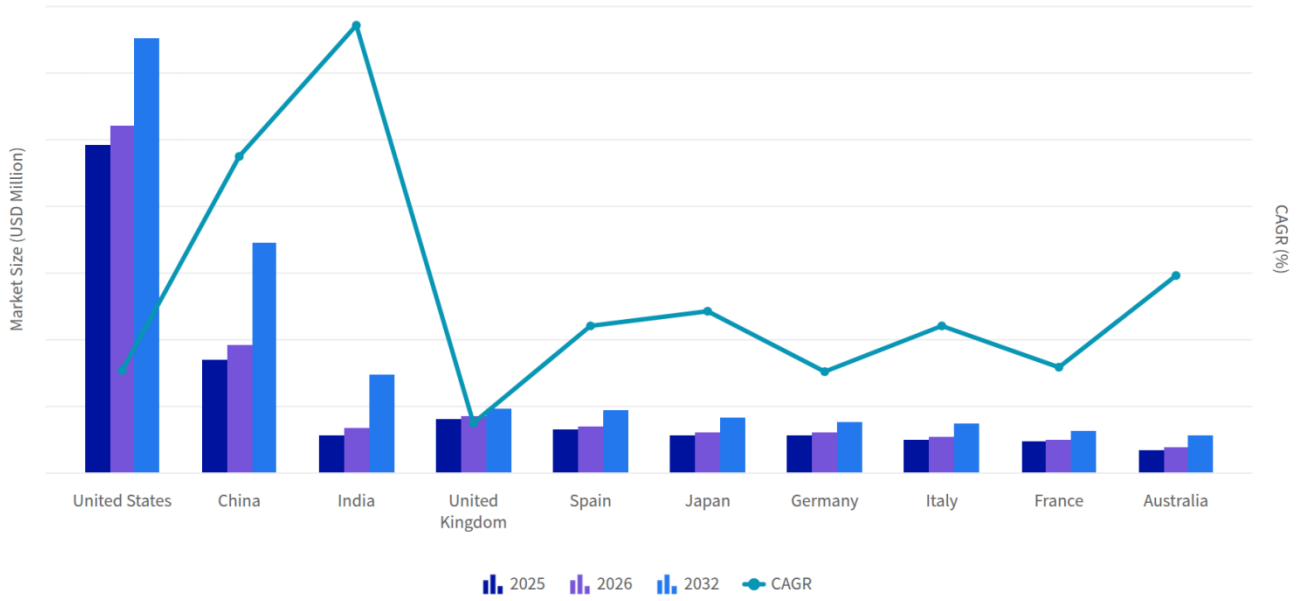

Table 418. Global Airport Baggage Screening Systems Market, by Country growth contribution, 2025-2032

Category	2025 value (USD Million)	2032 value (USD Million)	Added value (USD Million)	2025 share (%)	2032 share (%)	Change (pp)	Growth share (%)	CAGR (%)
Australia	xx.xx	xx.xx	xx.xx	xx.xx	xx.xx	xx.xx	xx.xx	xx.xx
Brazil	xx.xx	xx.xx	xx.xx	xx.xx	xx.xx	xx.xx	xx.xx	xx.xx
Canada	xx.xx	xx.xx	xx.xx	xx.xx	xx.xx	xx.xx	xx.xx	xx.xx
China	xx.xx	xx.xx	xx.xx	xx.xx	xx.xx	xx.xx	xx.xx	xx.xx
France	xx.xx	xx.xx	xx.xx	xx.xx	xx.xx	xx.xx	xx.xx	xx.xx
Germany	xx.xx	xx.xx	xx.xx	xx.xx	xx.xx	xx.xx	xx.xx	xx.xx
India	xx.xx	xx.xx	xx.xx	xx.xx	xx.xx	xx.xx	xx.xx	xx.xx
Italy	xx.xx	xx.xx	xx.xx	xx.xx	xx.xx	xx.xx	xx.xx	xx.xx
Japan	xx.xx	xx.xx	xx.xx	xx.xx	xx.xx	xx.xx	xx.xx	xx.xx
Mexico	xx.xx	xx.xx	xx.xx	xx.xx	xx.xx	xx.xx	xx.xx	xx.xx
Russia	xx.xx	xx.xx	xx.xx	xx.xx	xx.xx	xx.xx	xx.xx	xx.xx
South Korea	xx.xx	xx.xx	xx.xx	xx.xx	xx.xx	xx.xx	xx.xx	xx.xx
Spain	xx.xx	xx.xx	xx.xx	xx.xx	xx.xx	xx.xx	xx.xx	xx.xx
Unallocated / remaining scope	xx.xx	xx.xx	xx.xx	xx.xx	xx.xx	xx.xx	xx.xx	xx.xx
United Kingdom	xx.xx	xx.xx	xx.xx	xx.xx	xx.xx	xx.xx	xx.xx	xx.xx
United States	xx.xx	xx.xx	xx.xx	xx.xx	xx.xx	xx.xx	xx.xx	xx.xx
Scope total	**xx.xx**	**xx.xx**	**xx.xx**	**xx.xx**	**xx.xx**	**xx.xx**	**xx.xx**	**xx.xx**

Table 419. Global Airport Baggage Screening Systems Market Size, by Country, 2017-2040 (USD Million)

Country	2017	2024	2025	2026	2027	2032	2040	CAGR (%)
Australia	xx.xx	xx.xx	xx.xx	xx.xx	xx.xx	xx.xx	xx.xx	xx.xx
Brazil	xx.xx	xx.xx	xx.xx	xx.xx	xx.xx	xx.xx	xx.xx	xx.xx
Canada	xx.xx	xx.xx	xx.xx	xx.xx	xx.xx	xx.xx	xx.xx	xx.xx
China	xx.xx	xx.xx	xx.xx	xx.xx	xx.xx	xx.xx	xx.xx	xx.xx
France	xx.xx	xx.xx	xx.xx	xx.xx	xx.xx	xx.xx	xx.xx	xx.xx
Germany	xx.xx	xx.xx	xx.xx	xx.xx	xx.xx	xx.xx	xx.xx	xx.xx
India	xx.xx	xx.xx	xx.xx	xx.xx	xx.xx	xx.xx	xx.xx	xx.xx
Italy	xx.xx	xx.xx	xx.xx	xx.xx	xx.xx	xx.xx	xx.xx	xx.xx
Japan	xx.xx	xx.xx	xx.xx	xx.xx	xx.xx	xx.xx	xx.xx	xx.xx
Mexico	xx.xx	xx.xx	xx.xx	xx.xx	xx.xx	xx.xx	xx.xx	xx.xx
Russia	xx.xx	xx.xx	xx.xx	xx.xx	xx.xx	xx.xx	xx.xx	xx.xx
South Korea	xx.xx	xx.xx	xx.xx	xx.xx	xx.xx	xx.xx	xx.xx	xx.xx
Spain	xx.xx	xx.xx	xx.xx	xx.xx	xx.xx	xx.xx	xx.xx	xx.xx
United Kingdom	xx.xx	xx.xx	xx.xx	xx.xx	xx.xx	xx.xx	xx.xx	xx.xx
United States	xx.xx	xx.xx	xx.xx	xx.xx	xx.xx	xx.xx	xx.xx	xx.xx
Others	xx.xx	xx.xx	xx.xx	xx.xx	xx.xx	xx.xx	xx.xx	xx.xx
Total	**xx.xx**	**xx.xx**	**xx.xx**	**xx.xx**	**xx.xx**	**xx.xx**	**xx.xx**	**xx.xx**

Sources & Evidence

1. Aviation security screening approved equipment list
   · UK guidance distinguishes approval categories and states that conventional X-ray equipment does not require specific Department for Transport approval.
   ([gov.uk](https://www.gov.uk/government/collections/aviation-security-screening-approved-equipment-list))
2. Leidos wins TSA logistics contract
   · The TSA example establishes a United States agency sustainment route involving equipment manufacturers, not general service-provider access.
   ([investors.leidos.com](https://investors.leidos.com/news-releases/news-release-details/leidos-wins-tsa-logistics-contract))
3. Procurement and Contracting Policy - CATSA
   · The policy establishes a Canadian equipment-approval gate separate from applicable trade-procurement obligations.
   ([catsa-acsta.gc.ca](https://www.catsa-acsta.gc.ca/en/publications/procurement-and-contracting-policy))
4. Trade Agreement Covered Procurements Procedure - CATSA
   · CATSA's procedure effective January xx.xx 2026, addresses determining procurement coverage under CETA/Canada-UK TCA and the Canadian Free Trade Agreement.
   ([catsa-acsta.gc.ca](https://www.catsa-acsta.gc.ca/en/publications/trade-agreement-covered-procurements-procedure))

5. AI for Monitoring Aviation Security: Fraport and German Federal Police Start Regular Operation of APIDS
   · Frankfurt's nationally certified deployment is a German application-specific example rather than another jurisdiction's acceptance. ([fraport.com](https://www.fraport.com/en/newsroom/press-releases/2026/q1/ai-for-monitoring-aviation-security.html))
   · Evidence informing base-year allocation inputs; displayed values and growth are calculated: Over xx.xx CT scanners and approximately EUR xx.xx cumulative checkpoint investment support a premium installed-mix premise, not annual national revenue.
   · Evidence informing forecast-year allocation inputs; displayed values and growth are calculated: Over xx.xx CT scanners and approximately EUR xx.xx cumulative checkpoint investment support a premium installed-mix premise, not annual national revenue.
6. 델타항공-대한항공, 인천발 애틀랜타 노선 대상 위탁수하물 원격 검색 방식 신규 도입
   · The announcement identifies a particular South Korea-United States airline route, not countrywide deployment. ([news.delta.com](https://news.delta.com/delta-and-koreanair-launch-remote-baggage-screening-on-icn-atl-KR))
7. United Launches CBP's International Remote Baggage Screening on Select International Flights
   · United's September xx.xx 2025 announcement identifies its Sydney-San Francisco initiative and cooperation with Sydney Airport, BagCheck, and Brock Solutions. It establishes a named route relationship, not countrywide coverage. ([united.mediaroom.com](https://united.mediaroom.com/2025-xx-xx-xx-United-Launches-CBPs-International-Remote-Baggage-Screening-on-Select-International-Flights))
8. House Report 119-173 - Department of Homeland Security Appropriations Bill, 2026
   · Evidence informing the 2030 market-value input; displayed series and growth include calculations: The aging installed fleet supports replacement demand, but does not establish the forecast's realization dates or annual purchasing rate. ([govinfo.gov](https://www.govinfo.gov/content/pkg/CRPT-119hrpt173/html/CRPT-119hrpt173.htm))
9. GAO-24-106573 - DHS Annual Assessment: Most Programs Are Meeting Current Goals, but Some Continue to Face Cost and Schedule Challenges
   · Evidence informing the 2026 market-value input; displayed series and growth include calculations: Reports plans for xx.xx checkpoint systems and xx.xx increment-one deployments by September 2023; supports an incomplete replacement cycle rather than universal CT adoption. ([gao.gov](https://www.gao.gov/assets/gao-xx.xx-xx.xx.pdf))
10. Global Airport Passenger Traffic Reaches Record 9.8 Billion in 2025, Airports Council International World reports
    · Evidence informing the 2026 market-value input; displayed series and growth include calculations: Reports cooling passenger-growth momentum in 2026, supporting moderation of traffic-driven equipment expansion despite continuing replacement demand. ([aci.aero](https://aci.aero/2026/xx.xx/xx.xx/global-airport-passenger-traffic-reaches-record-xx.xx-xx.xx-billion-in-2025-airports-council-international-world-reports/))
11. Smiths Group PLC - Full Year Results for the 12 Months Ended 31 July 2025
    · Evidence informing the 2024 market-value input; displayed series and growth include calculations: Discloses aviation original-equipment revenue of xx.xx and aftermarket revenue of xx.xx for FY2024; supplies historical cycle proxies. ([www-live.smiths.com](https://www-live.smiths.com/media/snqpxwkd/smiths-group-plc-annual-results-2025-press-release.pdf))
    · Evidence informing the 2027 market-value input; displayed series and growth include calculations: Reports approximately xx.xx cumulative CTiX sales and continuing aviation upgrade demand; supports replacement activity, not an observed global forecast. ([www-live.smiths.com](https://www-live.smiths.com/media/snqpxwkd/smiths-group-plc-annual-results-2025-press-release.pdf))

12. Smiths Group PLC - Annual Report & Accounts FY2023
    - Evidence informing the 2022 market-value input; displayed series and growth include calculations: Reports FY2022 aviation original-equipment revenue of xx.xx, used as a dimensionless historical capital-cycle proxy. ([www-live.smiths.com](https://www-live.smiths.com/media/phjp1j44/smiths-annual-report-2023.pdf))
    - Evidence informing the 2023 market-value input; displayed series and growth include calculations: Reports FY2023 aviation original-equipment revenue of xx.xx and aftermarket revenue of xx.xx; supports the modeled recovery direction. ([www-live.smiths.com](https://www-live.smiths.com/media/phjp1j44/smiths-annual-report-2023.pdf))
13. Smiths Group PLC - Annual Report FY2022
    - Evidence informing the 2021 market-value input; displayed series and growth include calculations: Reports FY2021 aviation revenue of xx.xx, providing a historical purchasing-cycle reference rather than a global observation. ([www-live.smiths.com](https://www-live.smiths.com/media/xjvdpblr/smiths-annual-report-2022-report.pdf))
    - Evidence informing the 2022 market-value input; displayed series and growth include calculations: Reports FY2022 aviation revenue of xx.xx and continued weakness in aviation original equipment; supports a delayed capital-spending trough. ([www-live.smiths.com](https://www-live.smiths.com/media/xjvdpblr/smiths-annual-report-2022-report.pdf))
14. Smiths Group PLC - Annual Results for the Year Ended 31 July 2019
    - Evidence informing the 2018 market-value input; displayed series and growth include calculations: Reports FY2018 aviation revenue of xx.xx, supplying the historical comparison underlying the backcast. ([smiths.com](https://www.smiths.com/media/u4wla1bw/smiths-group-plc-annual-results-2019-press-release.pdf))
    - Evidence informing the 2019 market-value input; displayed series and growth include calculations: Reports FY2019 aviation revenue of xx.xx and customer delivery deferrals, qualifying a traffic-only growth model. ([smiths.com](https://www.smiths.com/media/u4wla1bw/smiths-group-plc-annual-results-2019-press-release.pdf))
    - Evidence informing the 2020 market-value input; displayed series and growth include calculations: Identifies deliveries deferred into FY2020; supports the possibility of backlog-supported spending despite a contemporaneous traffic shock, not the exact modeled growth rate. ([smiths.com](https://www.smiths.com/media/u4wla1bw/smiths-group-plc-annual-results-2019-press-release.pdf))
15. ACI World - The High-Wire Balancing Act: Global Air Transport Demand in 2018 and 2019
    - Evidence informing the 2017 market-value input; displayed series and growth include calculations: Reports xx.xx airport passengers and xx.xx% growth in 2018; the growth observation informs the 2017 backcast bridge. ([blog.aci.aero](https://blog.aci.aero/airport-economics/the-high-wire-balancing-act-global-air-transport-demand-in-2018-and-2019/))
    - Evidence informing the 2018 market-value input; displayed series and growth include calculations: Provides the observed 2018 traffic-growth reference, not an equipment-market growth observation. ([blog.aci.aero](https://blog.aci.aero/airport-economics/the-high-wire-balancing-act-global-air-transport-demand-in-2018-and-2019/))
16. ICAO A42-WP/556 - State of the Industry and Outlook for Airport Traffic, Presented by ACI
    - Evidence informing the 2020 market-value input; displayed series and growth include calculations: Records the collapse from xx.xx airport passengers in 2019 to xx.xx in 2020; constrains the shock and funding-risk interpretation. ([icao.int](https://www.icao.int/sites/default/files/Meetings/a42/Documents/WP/wp_556_en.pdf))
    - Evidence informing the 2021 market-value input; displayed series and growth include calculations: Reports xx.xx airport passengers in 2021, supporting a prolonged funding and activity shock. ([icao.int](https://www.icao.int/sites/default/files/Meetings/a42/Documents/WP/wp_556_en.pdf))
    - Evidence informing the 2023 market-value input; displayed series and growth include calculations: Reports xx.xx airport passengers in 2023; traffic recovery is distinguished from equipment purchasing. ([icao.int](https://www.icao.int/sites/default/files/Meetings/a42/Documents/WP/wp_556_en.pdf))
    - Evidence informing the 2024 market-value input; displayed series and growth include calculations: Reports xx.xx airport passengers in 2024, providing a demand recovery cross-check. ([icao.int](https://www.icao.int/sites/default/files/Meetings/a42/Documents/WP/wp_556_en.pdf))

17. Port of Seattle - Baggage Handling System Optimization
    - Evidence informing the 2029 market-value input; displayed series and growth include calculations: Seattle plans to consolidate six baggage-screening systems, increase supported passenger capacity, and reduce screening-machine demand. Supports integration spending without one-for-one detector growth. ([portseattle.org](https://www.portseattle.org/projects/baggage-handling-system-optimization))
    - Evidence informing the 2032 market-value input; displayed series and growth include calculations: The consolidation example constrains equipment-volume assumptions; its whole baggage-handling project value is excluded from market sizing. ([portseattle.org](https://www.portseattle.org/projects/baggage-handling-system-optimization))
    - Evidence informing the 2040 market-value input; displayed series and growth include calculations: Provides a commercial counterexample to extrapolating passenger growth directly into machine counts throughout the long-range forecast. ([portseattle.org](https://www.portseattle.org/projects/baggage-handling-system-optimization))
18. Smiths Group PLC - Half Year Results for the Six Months Ended 31 January 2026
    - Evidence informing the 2026 market-value input; displayed series and growth include calculations: Reports xx.xx% organic growth for Smiths Detection in HY2026, with aviation checkpoint upgrades contributing. Supports a positive 2026 nowcast, not a directly observed global growth rate. ([www-live.smiths.com](https://www-live.smiths.com/media/villk35h/smiths-hy26-results-press-release.pdf))
19. CATSA - 2025 Annual Report, Management's Discussion and Analysis
    - Evidence informing base-year allocation inputs; displayed values and growth are calculated: C$xx.xx EDS capital expenditure constrains the Canadian expenditure calibration; baggage attribution is modeled.
    - Evidence informing forecast-year allocation inputs; displayed values and growth are calculated: C$xx.xx EDS capital expenditure constrains the Canadian expenditure calibration; baggage attribution is modeled.
20. Leidos - Leidos wins TSA logistics contract, 23 January 2025
    - Evidence informing base-year allocation inputs; displayed values and growth are calculated: The eight-year, USD xx.xx maximum sustainment award covers xx.xx units at over xx.xx locations; scope and realization adjustments are modeled.
    - Evidence informing forecast-year allocation inputs; displayed values and growth are calculated: The eight-year, USD xx.xx maximum sustainment award covers xx.xx units at over xx.xx locations; scope and realization adjustments are modeled.
21. ACI-LAC - Air Traffic in Latin America and the Caribbean Maintains Growth Trajectory with a 5% Increase in 2025
    - Evidence informing base-year allocation inputs; displayed values and growth are calculated: Brazil's xx.xx-million airport-traffic aggregate constrains its demand scale; equipment intensity remains modeled.
    - Evidence informing forecast-year allocation inputs; displayed values and growth are calculated: Brazil's xx.xx-million airport-traffic aggregate constrains its demand scale; equipment intensity remains modeled.
22. Eurostat - Air passenger transport statistics, December 2025, Table 1: 2024 country traffic
    - Evidence informing base-year allocation inputs; displayed values and growth are calculated: Traffic primitive.
    - Evidence informing forecast-year allocation inputs; displayed values and growth are calculated: Traffic primitive.
23. ACI EUROPE - 2025 all about traffic resilience as Europe's airports welcomed an additional 100 million passengers
    - Evidence informing base-year allocation inputs; displayed values and growth are calculated: Published Russian weakness constrains, rather than validates, its working scale.
    - Evidence informing forecast-year allocation inputs; displayed values and growth are calculated: Published Russian weakness constrains, rather than validates, its working scale.
    - Evidence informing base-year allocation inputs; displayed values and growth are calculated: Annual growth input to the 2025 bridge.
    - Evidence informing forecast-year allocation inputs; displayed values and growth are calculated: Annual growth input to the 2025 bridge.

24. UK Civil Aviation Authority - UK aviation officially breaks records with over 300m passenger journeys in 2025
- Evidence informing base-year allocation inputs; displayed values and growth are calculated: The xx.xx-million UK-and-Crown-Dependency headline constrains the modeled UK country traffic bridge.
- Evidence informing forecast-year allocation inputs; displayed values and growth are calculated: The xx.xx-million UK-and-Crown-Dependency headline constrains the modeled UK country traffic bridge.

25. CAAC - 2025 Civil Aviation Industry Development Statistical Bulletin, 17 April 2026
- Evidence informing base-year allocation inputs; displayed values and growth are calculated: Reports xx.xx mainland airport movements and xx.xx transport airports in 2025; the Hong Kong/Macao extension is modeled.
- Evidence informing forecast-year allocation inputs; displayed values and growth are calculated: Reports xx.xx mainland airport movements and xx.xx transport airports in 2025; the Hong Kong/Macao extension is modeled.

26. Sydney Airport - Traffic and Operational Performance Q4 2025
- Evidence informing base-year allocation inputs; displayed values and growth are calculated: Sydney's xx.xx-million traffic and staged xx.xx-lane/six-of-seven-lane deployment constrain national scale and modernization assumptions.
- Evidence informing forecast-year allocation inputs; displayed values and growth are calculated: Sydney's xx.xx-million traffic and staged xx.xx-lane/six-of-seven-lane deployment constrain national scale and modernization assumptions.

27. U.S. Senator Michael Bennet - SAFEGUARDS Act announcement, 23 July 2025
- Evidence informing base-year allocation inputs; displayed values and growth are calculated: The xx.xx-airport and xx.xx-lane national footprint constrains minimum network support; proposed funding is not counted as realized revenue.
- Evidence informing forecast-year allocation inputs; displayed values and growth are calculated: The xx.xx-airport and xx.xx-lane national footprint constrains minimum network support; proposed funding is not counted as realized revenue.

18.1. United States

Table 420. United States Airport Baggage Screening Systems Market Size, 2017-2040 (USD Million)

Country	2017	2024	2025	2026	2027	2032	2040	CAGR (%)
United States	**xx.xx**	**xx.xx**	**xx.xx**	**xx.xx**	**xx.xx**	**xx.xx**	**xx.xx**	**xx.xx**

Table 421. United States Airport Baggage Screening Systems Market Size, by Offering, 2017-2040 (USD Million)

Offering	2017	2024	2025	2026	2027	2032	2040	CAGR (%)
Detection Equipment	xx.xx	xx.xx	xx.xx	xx.xx	xx.xx	xx.xx	xx.xx	xx.xx
Replacement Parts and Consumables	xx.xx	xx.xx	xx.xx	xx.xx	xx.xx	xx.xx	xx.xx	xx.xx
Screening Automation Equipment	xx.xx	xx.xx	xx.xx	xx.xx	xx.xx	xx.xx	xx.xx	xx.xx
Screening Software	xx.xx	xx.xx	xx.xx	xx.xx	xx.xx	xx.xx	xx.xx	xx.xx
System Services	xx.xx	xx.xx	xx.xx	xx.xx	xx.xx	xx.xx	xx.xx	xx.xx
Total	**xx.xx**	**xx.xx**	**xx.xx**	**xx.xx**	**xx.xx**	**xx.xx**	**xx.xx**	**xx.xx**

Table 422. United States Airport Baggage Screening Systems Market Size, by Detection Equipment, 2017-2040 (USD Million)

Detection Equipment	2017	2024	2025	2026	2027	2032	2040	CAGR (%)
Baggage Inspection Systems	xx.xx	xx.xx	xx.xx	xx.xx	xx.xx	xx.xx	xx.xx	xx.xx
Explosive Trace Detectors	xx.xx	xx.xx	xx.xx	xx.xx	xx.xx	xx.xx	xx.xx	xx.xx
Liquid and Bulk Material Analyzers	xx.xx	xx.xx	xx.xx	xx.xx	xx.xx	xx.xx	xx.xx	xx.xx
Total	**xx.xx**	**xx.xx**	**xx.xx**	**xx.xx**	**xx.xx**	**xx.xx**	**xx.xx**	**xx.xx**

Table 423. United States Airport Baggage Screening Systems Market Size, by System Services, 2017-2040 (USD Million)

System Services	2017	2024	2025	2026	2027	2032	2040	CAGR (%)
Equipment Training Services	xx.xx	xx.xx	xx.xx	xx.xx	xx.xx	xx.xx	xx.xx	xx.xx
Installation, Integration, and Commissioning Services	xx.xx	xx.xx	xx.xx	xx.xx	xx.xx	xx.xx	xx.xx	xx.xx
Maintenance, Repair, and Technical Support	xx.xx	xx.xx	xx.xx	xx.xx	xx.xx	xx.xx	xx.xx	xx.xx
Planning and Engineering Services	xx.xx	xx.xx	xx.xx	xx.xx	xx.xx	xx.xx	xx.xx	xx.xx
Total	**xx.xx**	**xx.xx**	**xx.xx**	**xx.xx**	**xx.xx**	**xx.xx**	**xx.xx**	**xx.xx**

Table 424. United States Airport Baggage Screening Systems Market Size, by Replacement Parts and Consumables, 2017-2040 (USD Million)

Replacement Parts and Consumables	2017	2024	2025	2026	2027	2032	2040	CAGR (%)
Detection Consumables	xx.xx	xx.xx	xx.xx	xx.xx	xx.xx	xx.xx	xx.xx	xx.xx
Replacement Parts and Upgrade Kits	xx.xx	xx.xx	xx.xx	xx.xx	xx.xx	xx.xx	xx.xx	xx.xx
Total	**xx.xx**	**xx.xx**	**xx.xx**	**xx.xx**	**xx.xx**	**xx.xx**	**xx.xx**	**xx.xx**

Table 425. United States Airport Baggage Screening Systems Market Size, by Screening Automation Equipment, 2017-2040 (USD Million)

Screening Automation Equipment	2017	2024	2025	2026	2027	2032	2040	CAGR (%)
Screening Conveyors and Sortation Equipment	xx.xx	xx.xx	xx.xx	xx.xx	xx.xx	xx.xx	xx.xx	xx.xx
Screening Lanes and Tray-Return Systems	xx.xx	xx.xx	xx.xx	xx.xx	xx.xx	xx.xx	xx.xx	xx.xx
Total	**xx.xx**	**xx.xx**	**xx.xx**	**xx.xx**	**xx.xx**	**xx.xx**	**xx.xx**	**xx.xx**

Table 426. United States Airport Baggage Screening Systems Market Size, by Screening Software, 2017-2040 (USD Million)

Screening Software	2017	2024	2025	2026	2027	2032	2040	CAGR (%)
Automated Threat Detection Software	xx.xx	xx.xx	xx.xx	xx.xx	xx.xx	xx.xx	xx.xx	xx.xx
Image Review and Management Software	xx.xx	xx.xx	xx.xx	xx.xx	xx.xx	xx.xx	xx.xx	xx.xx
Screener Training and Quality Assurance Software	xx.xx	xx.xx	xx.xx	xx.xx	xx.xx	xx.xx	xx.xx	xx.xx
Screening Connectivity and Fleet Management Software	xx.xx	xx.xx	xx.xx	xx.xx	xx.xx	xx.xx	xx.xx	xx.xx
Total	**xx.xx**	**xx.xx**	**xx.xx**	**xx.xx**	**xx.xx**	**xx.xx**	**xx.xx**	**xx.xx**

Table 427. United States Airport Baggage Screening Systems Market Size, by Detection Platform, 2017-2040 (USD Million)

Detection Platform	2017	2024	2025	2026	2027	2032	2040	CAGR (%)
Chemiluminescence Detection	xx.xx	xx.xx	xx.xx	xx.xx	xx.xx	xx.xx	xx.xx	xx.xx
Dielectric and Microwave Analysis	xx.xx	xx.xx	xx.xx	xx.xx	xx.xx	xx.xx	xx.xx	xx.xx
Fluorescence Detection	xx.xx	xx.xx	xx.xx	xx.xx	xx.xx	xx.xx	xx.xx	xx.xx
Integrated Multimodal Detection	xx.xx	xx.xx	xx.xx	xx.xx	xx.xx	xx.xx	xx.xx	xx.xx
Ion Mobility Spectrometry	xx.xx	xx.xx	xx.xx	xx.xx	xx.xx	xx.xx	xx.xx	xx.xx
Magnetic Resonance	xx.xx	xx.xx	xx.xx	xx.xx	xx.xx	xx.xx	xx.xx	xx.xx
Mass Spectrometry	xx.xx	xx.xx	xx.xx	xx.xx	xx.xx	xx.xx	xx.xx	xx.xx
Projection X-Ray Imaging	xx.xx	xx.xx	xx.xx	xx.xx	xx.xx	xx.xx	xx.xx	xx.xx
Raman Spectroscopy	xx.xx	xx.xx	xx.xx	xx.xx	xx.xx	xx.xx	xx.xx	xx.xx
Thermo-Redox Detection	xx.xx	xx.xx	xx.xx	xx.xx	xx.xx	xx.xx	xx.xx	xx.xx
X-Ray Computed Tomography	xx.xx	xx.xx	xx.xx	xx.xx	xx.xx	xx.xx	xx.xx	xx.xx
X-Ray Diffraction	xx.xx	xx.xx	xx.xx	xx.xx	xx.xx	xx.xx	xx.xx	xx.xx
Others	xx.xx	xx.xx	xx.xx	xx.xx	xx.xx	xx.xx	xx.xx	xx.xx
Total	**xx.xx**	**xx.xx**	**xx.xx**	**xx.xx**	**xx.xx**	**xx.xx**	**xx.xx**	**xx.xx**

Table 428. United States Airport Baggage Screening Systems Market Size, by Projection X-Ray Imaging, 2017-2040 (USD Million)

Projection X-Ray Imaging	2017	2024	2025	2026	2027	2032	2040	CAGR (%)
Multiview X-Ray Imaging	xx.xx	xx.xx	xx.xx	xx.xx	xx.xx	xx.xx	xx.xx	xx.xx
Single-View X-Ray Imaging	xx.xx	xx.xx	xx.xx	xx.xx	xx.xx	xx.xx	xx.xx	xx.xx
Total	**xx.xx**	**xx.xx**	**xx.xx**	**xx.xx**	**xx.xx**	**xx.xx**	**xx.xx**	**xx.xx**

Table 429. United States Airport Baggage Screening Systems Market Size, by Interoperability Architecture, 2017-2040 (USD Million)

Interoperability Architecture	2017	2024	2025	2026	2027	2032	2040	CAGR (%)
Closed Proprietary Architecture	xx.xx	xx.xx	xx.xx	xx.xx	xx.xx	xx.xx	xx.xx	xx.xx
Open Standards-Based Interoperability	xx.xx	xx.xx	xx.xx	xx.xx	xx.xx	xx.xx	xx.xx	xx.xx
Vendor-Specific Integration	xx.xx	xx.xx	xx.xx	xx.xx	xx.xx	xx.xx	xx.xx	xx.xx
Total	**xx.xx**	**xx.xx**	**xx.xx**	**xx.xx**	**xx.xx**	**xx.xx**	**xx.xx**	**xx.xx**

Table 430. United States Airport Baggage Screening Systems Market Size, by Screening Application, 2017-2040 (USD Million)

Screening Application	2017	2024	2025	2026	2027	2032	2040	CAGR (%)
Customs and Border Baggage Inspection	xx.xx	xx.xx	xx.xx	xx.xx	xx.xx	xx.xx	xx.xx	xx.xx
Non-Passenger Property Screening	xx.xx	xx.xx	xx.xx	xx.xx	xx.xx	xx.xx	xx.xx	xx.xx
Passenger Cabin Baggage Screening	xx.xx	xx.xx	xx.xx	xx.xx	xx.xx	xx.xx	xx.xx	xx.xx
Passenger Checked Baggage Screening	xx.xx	xx.xx	xx.xx	xx.xx	xx.xx	xx.xx	xx.xx	xx.xx
Terminal-Entrance Baggage Screening	xx.xx	xx.xx	xx.xx	xx.xx	xx.xx	xx.xx	xx.xx	xx.xx
Total	**xx.xx**	**xx.xx**	**xx.xx**	**xx.xx**	**xx.xx**	**xx.xx**	**xx.xx**	**xx.xx**

Table 431. United States Airport Baggage Screening Systems Market Size, by Purchasing Organization, 2017-2040 (USD Million)

Purchasing Organization	2017	2024	2025	2026	2027	2032	2040	CAGR (%)
Airlines	xx.xx	xx.xx	xx.xx	xx.xx	xx.xx	xx.xx	xx.xx	xx.xx
Airport and Terminal Operators	xx.xx	xx.xx	xx.xx	xx.xx	xx.xx	xx.xx	xx.xx	xx.xx
Contract Screening Operators	xx.xx	xx.xx	xx.xx	xx.xx	xx.xx	xx.xx	xx.xx	xx.xx
Customs and Border Authorities	xx.xx	xx.xx	xx.xx	xx.xx	xx.xx	xx.xx	xx.xx	xx.xx
Public Aviation Security Agencies	xx.xx	xx.xx	xx.xx	xx.xx	xx.xx	xx.xx	xx.xx	xx.xx
Total	**xx.xx**	**xx.xx**	**xx.xx**	**xx.xx**	**xx.xx**	**xx.xx**	**xx.xx**	**xx.xx**

Table 432. United States Airport Baggage Screening Systems Market Size, by System Integration, 2017-2040 (USD Million)

System Integration	2017	2024	2025	2026	2027	2032	2040	CAGR (%)
Baggage Handling-Integrated Systems	xx.xx	xx.xx	xx.xx	xx.xx	xx.xx	xx.xx	xx.xx	xx.xx
Checkpoint Lane-Integrated Systems	xx.xx	xx.xx	xx.xx	xx.xx	xx.xx	xx.xx	xx.xx	xx.xx
Standalone Screening Systems	xx.xx	xx.xx	xx.xx	xx.xx	xx.xx	xx.xx	xx.xx	xx.xx
Total	**xx.xx**	**xx.xx**	**xx.xx**	**xx.xx**	**xx.xx**	**xx.xx**	**xx.xx**	**xx.xx**

Table 433. United States Airport Baggage Screening Systems Market Size, by Image Review Location, 2017-2040 (USD Million)

Image Review Location	2017	2024	2025	2026	2027	2032	2040	CAGR (%)
Hybrid Image Review	xx.xx	xx.xx	xx.xx	xx.xx	xx.xx	xx.xx	xx.xx	xx.xx
Local Image Review	xx.xx	xx.xx	xx.xx	xx.xx	xx.xx	xx.xx	xx.xx	xx.xx
Off-Site Remote Image Review	xx.xx	xx.xx	xx.xx	xx.xx	xx.xx	xx.xx	xx.xx	xx.xx
On-Site Remote Image Review	xx.xx	xx.xx	xx.xx	xx.xx	xx.xx	xx.xx	xx.xx	xx.xx
Others	xx.xx	xx.xx	xx.xx	xx.xx	xx.xx	xx.xx	xx.xx	xx.xx
Total	**xx.xx**	**xx.xx**	**xx.xx**	**xx.xx**	**xx.xx**	**xx.xx**	**xx.xx**	**xx.xx**

Table 434. United States Airport Baggage Screening Systems Market Size, by Procurement Channel, 2017-2040 (USD Million)

Procurement Channel	2017	2024	2025	2026	2027	2032	2040	CAGR (%)
Direct Technology Suppliers	xx.xx	xx.xx	xx.xx	xx.xx	xx.xx	xx.xx	xx.xx	xx.xx
Distributors and Resellers	xx.xx	xx.xx	xx.xx	xx.xx	xx.xx	xx.xx	xx.xx	xx.xx
Independent Technical Service Providers	xx.xx	xx.xx	xx.xx	xx.xx	xx.xx	xx.xx	xx.xx	xx.xx
Systems Integration Primes	xx.xx	xx.xx	xx.xx	xx.xx	xx.xx	xx.xx	xx.xx	xx.xx
Total	**xx.xx**	**xx.xx**	**xx.xx**	**xx.xx**	**xx.xx**	**xx.xx**	**xx.xx**	**xx.xx**

Table 435. United States Airport Baggage Screening Systems Market Size, by Investment Purpose, 2017-2040 (USD Million)

Investment Purpose	2017	2024	2025	2026	2027	2032	2040	CAGR (%)
New Installations and Capacity Expansion	xx.xx	xx.xx	xx.xx	xx.xx	xx.xx	xx.xx	xx.xx	xx.xx
Retrofits and Upgrades	xx.xx	xx.xx	xx.xx	xx.xx	xx.xx	xx.xx	xx.xx	xx.xx
System Replacement	xx.xx	xx.xx	xx.xx	xx.xx	xx.xx	xx.xx	xx.xx	xx.xx
Others	xx.xx	xx.xx	xx.xx	xx.xx	xx.xx	xx.xx	xx.xx	xx.xx
Total	**xx.xx**	**xx.xx**	**xx.xx**	**xx.xx**	**xx.xx**	**xx.xx**	**xx.xx**	**xx.xx**

Sources & Evidence

1. House Report 119-173 - Department of Homeland Security Appropriations Bill, 2026

   · Evidence informing the 2030 market-value input; displayed series and growth include calculations: The aging installed fleet supports replacement demand, but does not establish the forecast's realization dates or annual purchasing rate. ([govinfo.gov](https://www.govinfo.gov/content/pkg/CRPT-119hrpt173/html/CRPT-119hrpt173.htm))

   · Evidence informing forecast-year allocation inputs; displayed values and growth are calculated: The report identifies xx.xx end-of-life systems within a xx.xx-system checked-baggage fleet. This constrains renewal exposure, not realized annual purchasing or a verified global replacement deadline.

   · Evidence informing base-year allocation inputs; displayed values and growth are calculated: Reports a TSA checked-baggage fleet of xx.xx EDS, including xx.xx at end-of-life, and assigns purchase, installation and maintenance responsibilities to TSA. Supports agency fleet calibration and renewal pressure, not the assumed forecast uplift.

   · Evidence informing forecast-year allocation inputs; displayed values and growth are calculated: Reports a TSA checked-baggage fleet of xx.xx EDS, including xx.xx at end-of-life, and assigns purchase, installation and maintenance responsibilities to TSA. Supports agency fleet calibration and renewal pressure, not the assumed forecast uplift.

   · Evidence informing forecast-year allocation inputs; displayed values and growth are calculated: The report identifies xx.xx end-of-life EDS within a xx.xx-unit U.S. checked-baggage fleet, citing the FY2024 capital plan. The derived xx.xx% backlog constrains the aging-fleet premise, but is neither an annual turnover rate nor a funded global replacement forecast.

2. GAO-24-106573 - DHS Annual Assessment: Most Programs Are Meeting Current Goals, but Some Continue to Face Cost and Schedule Challenges

- Evidence informing the 2026 market-value input; displayed series and growth include calculations: Reports plans for xx.xx checkpoint systems and xx.xx increment-one deployments by September 2023; supports an incomplete replacement cycle rather than universal CT adoption. ([gao.gov](https://www.gao.gov/assets/gao-xx.xx-xx.xx.pdf))
- Evidence informing base-year allocation inputs; displayed values and growth are calculated: Reports xx.xx AT/CT, xx.xx base, xx.xx mid-size and xx.xx full-size deployments by September 2023; supplies configuration proxies and an incomplete-renewal constraint, not contractual architecture shares. ([gao.gov](https://www.gao.gov/assets/gao-xx.xx-xx.xx.pdf))
- Evidence informing forecast-year allocation inputs; displayed values and growth are calculated: Reports xx.xx AT/CT, xx.xx base, xx.xx mid-size and xx.xx full-size deployments by September 2023; supplies configuration proxies and an incomplete-renewal constraint, not contractual architecture shares. ([gao.gov](https://www.gao.gov/assets/gao-xx.xx-xx.xx.pdf))
- Evidence informing base-year allocation inputs; displayed values and growth are calculated: The deployed configuration mix underlies the xx.xx/xx.xx newer-cohort and xx.xx/xx.xx older-cohort proxy calculations; global and contractual attribution remain modeled. ([gao.gov](https://www.gao.gov/assets/gao-xx.xx-xx.xx.pdf))
- Evidence informing forecast-year allocation inputs; displayed values and growth are calculated: The deployed configuration mix underlies the xx.xx/xx.xx newer-cohort and xx.xx/xx.xx older-cohort proxy calculations; global and contractual attribution remain modeled. ([gao.gov](https://www.gao.gov/assets/gao-xx.xx-xx.xx.pdf))
- Evidence informing base-year allocation inputs; displayed values and growth are calculated: The assessment records xx.xx checkpoint systems deployed by September 2023 against an eventual xx.xx-system program. This supports an incomplete replacement cycle and qualifies any assumption of universal CT adoption.
- Evidence informing forecast-year allocation inputs; displayed values and growth are calculated: The assessment records xx.xx checkpoint systems deployed by September 2023 against an eventual xx.xx-system program. This supports an incomplete replacement cycle and qualifies any assumption of universal CT adoption.
- Evidence informing base-year allocation inputs; displayed values and growth are calculated: Reports a September 2023 U.S. CT cohort containing xx.xx AT/CT and xx.xx base systems, providing counterevidence to assigning all CT activity automatically to integrated lanes.
- Evidence informing forecast-year allocation inputs; displayed values and growth are calculated: Reports a September 2023 U.S. CT cohort containing xx.xx AT/CT and xx.xx base systems, providing counterevidence to assigning all CT activity automatically to integrated lanes.
- Evidence informing base-year allocation inputs; displayed values and growth are calculated: Reports xx.xx mid-size and xx.xx full-size systems within xx.xx deployed CT systems; supports differentiated configuration assumptions rather than treating technology adoption as an integration-share observation.
- Evidence informing forecast-year allocation inputs; displayed values and growth are calculated: Reports xx.xx mid-size and xx.xx full-size systems within xx.xx deployed CT systems; supports differentiated configuration assumptions rather than treating technology adoption as an integration-share observation.
- Evidence informing base-year allocation inputs; displayed values and growth are calculated: The 2024 assessment records xx.xx checkpoint deployments as of September 2023 against xx.xx planned systems replacing aging equipment. It supports staged renewal, but does not establish current deployment completion or the modeled 2032 share.
- Evidence informing forecast-year allocation inputs; displayed values and growth are calculated: The 2024 assessment records xx.xx checkpoint deployments as of September 2023 against xx.xx planned systems replacing aging equipment. It supports staged renewal, but does not establish current deployment completion or the modeled 2032 share.
- Evidence informing forecast-year allocation inputs; displayed values and growth are calculated: The program separately anticipates enhancements to fielded systems, supporting a retained-equipment commercial pathway without supplying an attributable upgrade-revenue split.

3. Global Airport Passenger Traffic Reaches Record 9.8 Billion in 2025, Airports Council International World reports

   · Evidence informing the 2026 market-value input; displayed series and growth include calculations: Reports cooling passenger-growth momentum in 2026, supporting moderation of traffic-driven equipment expansion despite continuing replacement demand.
   ([aci.aero](https://aci.aero/2026/xx.xx/xx.xx/global-airport-passenger-traffic-reaches-record-xx.xx-xx.xx-billion-in-2025-airports-council-international-world-reports/))

4. Smiths Group PLC - Full Year Results for the 12 Months Ended 31 July 2025

- Evidence informing the 2024 market-value input; displayed series and growth include calculations: Discloses aviation original-equipment revenue of xx.xx and aftermarket revenue of xx.xx for FY2024; supplies historical cycle proxies. ([www-live.smiths.com](https://www-live.smiths.com/media/snqpxwkd/smiths-group-plc-annual-results-2025-press-release.pdf))
- Evidence informing the 2027 market-value input; displayed series and growth include calculations: Reports approximately xx.xx cumulative CTiX sales and continuing aviation upgrade demand; supports replacement activity, not an observed global forecast. ([www-live.smiths.com](https://www-live.smiths.com/media/snqpxwkd/smiths-group-plc-annual-results-2025-press-release.pdf))
- Evidence informing base-year allocation inputs; displayed values and growth are calculated: FY2025 aviation original-equipment revenue of GBP xx.xx provides an independent equipment-activity scale check, not a global category share. ([www-live.smiths.com](https://www-live.smiths.com/media/snqpxwkd/smiths-group-plc-annual-results-2025-press-release.pdf))
- Evidence informing forecast-year allocation inputs; displayed values and growth are calculated: FY2025 aviation original-equipment revenue of GBP xx.xx provides an independent equipment-activity scale check, not a global category share. ([www-live.smiths.com](https://www-live.smiths.com/media/snqpxwkd/smiths-group-plc-annual-results-2025-press-release.pdf))
- Evidence informing base-year allocation inputs; displayed values and growth are calculated: Approximately xx.xx cumulative CTiX sales corroborate commercial imaging activity and replacement demand; they do not measure annual global sales. ([www-live.smiths.com](https://www-live.smiths.com/media/snqpxwkd/smiths-group-plc-annual-results-2025-press-release.pdf))
- Evidence informing forecast-year allocation inputs; displayed values and growth are calculated: Approximately xx.xx cumulative CTiX sales corroborate commercial imaging activity and replacement demand; they do not measure annual global sales. ([www-live.smiths.com](https://www-live.smiths.com/media/snqpxwkd/smiths-group-plc-annual-results-2025-press-release.pdf))
- Evidence informing base-year allocation inputs; displayed values and growth are calculated: GBP xx.xx aviation aftermarket revenue supports lifecycle materiality while qualifying transfer of one supplier's mix to the global service allocation. ([www-live.smiths.com](https://www-live.smiths.com/media/snqpxwkd/smiths-group-plc-annual-results-2025-press-release.pdf))
- Evidence informing forecast-year allocation inputs; displayed values and growth are calculated: GBP xx.xx aviation aftermarket revenue supports lifecycle materiality while qualifying transfer of one supplier's mix to the global service allocation. ([www-live.smiths.com](https://www-live.smiths.com/media/snqpxwkd/smiths-group-plc-annual-results-2025-press-release.pdf))
- Evidence informing base-year allocation inputs; displayed values and growth are calculated: Reports approximately xx.xx cumulative CTiX sales and continuing aviation upgrade demand; cumulative sales constrain commercial scale but are not annual global shipments. ([www-live.smiths.com](https://www-live.smiths.com/media/snqpxwkd/smiths-group-plc-annual-results-2025-press-release.pdf))
- Evidence informing forecast-year allocation inputs; displayed values and growth are calculated: Reports approximately xx.xx cumulative CTiX sales and continuing aviation upgrade demand; cumulative sales constrain commercial scale but are not annual global shipments. ([www-live.smiths.com](https://www-live.smiths.com/media/snqpxwkd/smiths-group-plc-annual-results-2025-press-release.pdf))
- Evidence informing base-year allocation inputs; displayed values and growth are calculated: Reports four operating XDi units as of July 2025 and pending regulatory certification, constraining the small XRD cohort and qualifying aggressive commercialization assumptions.
- Evidence informing forecast-year allocation inputs; displayed values and growth are calculated: Reports four operating XDi units as of July 2025 and pending regulatory certification, constraining the small XRD cohort and qualifying aggressive commercialization assumptions.
- Evidence informing forecast-year allocation inputs; displayed values and growth are calculated: Reported checkpoint modernization provides a commercial reason to model substitution from discrete legacy offerings; the filing does not disclose standalone configuration revenue.
- Evidence informing forecast-year allocation inputs; displayed values and growth are calculated: FY2025

5. Smiths Group PLC - Annual Report & Accounts FY2023
   - Evidence informing the 2022 market-value input; displayed series and growth include calculations: Reports FY2022 aviation original-equipment revenue of xx.xx, used as a dimensionless historical capital-cycle proxy. ([www-live.smiths.com](https://www-live.smiths.com/media/phjp1j44/smiths-annual-report-2023.pdf))
   - Evidence informing the 2023 market-value input; displayed series and growth include calculations: Reports FY2023 aviation original-equipment revenue of xx.xx and aftermarket revenue of xx.xx; supports the modeled recovery direction. ([www-live.smiths.com](https://www-live.smiths.com/media/phjp1j44/smiths-annual-report-2023.pdf))
6. Smiths Group PLC - Annual Report FY2022
   - Evidence informing the 2021 market-value input; displayed series and growth include calculations: Reports FY2021 aviation revenue of xx.xx, providing a historical purchasing-cycle reference rather than a global observation. ([www-live.smiths.com](https://www-live.smiths.com/media/xjvdpblr/smiths-annual-report-2022-report.pdf))
   - Evidence informing the 2022 market-value input; displayed series and growth include calculations: Reports FY2022 aviation revenue of xx.xx and continued weakness in aviation original equipment; supports a delayed capital-spending trough. ([www-live.smiths.com](https://www-live.smiths.com/media/xjvdpblr/smiths-annual-report-2022-report.pdf))
7. Smiths Group PLC - Annual Results for the Year Ended 31 July 2019
   - Evidence informing the 2018 market-value input; displayed series and growth include calculations: Reports FY2018 aviation revenue of xx.xx, supplying the historical comparison underlying the backcast. ([smiths.com](https://www.smiths.com/media/u4wla1bw/smiths-group-plc-annual-results-2019-press-release.pdf))
   - Evidence informing the 2019 market-value input; displayed series and growth include calculations: Reports FY2019 aviation revenue of xx.xx and customer delivery deferrals, qualifying a traffic-only growth model. ([smiths.com](https://www.smiths.com/media/u4wla1bw/smiths-group-plc-annual-results-2019-press-release.pdf))
   - Evidence informing the 2020 market-value input; displayed series and growth include calculations: Identifies deliveries deferred into FY2020; supports the possibility of backlog-supported spending despite a contemporaneous traffic shock, not the exact modeled growth rate. ([smiths.com](https://www.smiths.com/media/u4wla1bw/smiths-group-plc-annual-results-2019-press-release.pdf))
8. ACI World - The High-Wire Balancing Act: Global Air Transport Demand in 2018 and 2019
   - Evidence informing the 2017 market-value input; displayed series and growth include calculations: Reports xx.xx airport passengers and xx.xx% growth in 2018; the growth observation informs the 2017 backcast bridge. ([blog.aci.aero](https://blog.aci.aero/airport-economics/the-high-wire-balancing-act-global-air-transport-demand-in-2018-and-2019/))
   - Evidence informing the 2018 market-value input; displayed series and growth include calculations: Provides the observed 2018 traffic-growth reference, not an equipment-market growth observation. ([blog.aci.aero](https://blog.aci.aero/airport-economics/the-high-wire-balancing-act-global-air-transport-demand-in-2018-and-2019/))
9. ICAO A42-WP/556 - State of the Industry and Outlook for Airport Traffic, Presented by ACI
   - Evidence informing the 2020 market-value input; displayed series and growth include calculations: Records the collapse from xx.xx airport passengers in 2019 to xx.xx in 2020; constrains the shock and funding-risk interpretation. ([icao.int](https://www.icao.int/sites/default/files/Meetings/a42/Documents/WP/wp_556_en.pdf))
   - Evidence informing the 2021 market-value input; displayed series and growth include calculations: Reports xx.xx airport passengers in 2021, supporting a prolonged funding and activity shock. ([icao.int](https://www.icao.int/sites/default/files/Meetings/a42/Documents/WP/wp_556_en.pdf))
   - Evidence informing the 2023 market-value input; displayed series and growth include calculations: Reports xx.xx airport passengers in 2023; traffic recovery is distinguished from equipment purchasing. ([icao.int](https://www.icao.int/sites/default/files/Meetings/a42/Documents/WP/wp_556_en.pdf))
   - Evidence informing the 2024 market-value input; displayed series and growth include calculations: Reports xx.xx airport passengers in 2024, providing a demand recovery cross-check. ([icao.int](https://www.icao.int/sites/default/files/Meetings/a42/Documents/WP/wp_556_en.pdf))

10. Port of Seattle - Baggage Handling System Optimization

- Evidence informing the 2029 market-value input; displayed series and growth include calculations: Seattle plans to consolidate six baggage-screening systems, increase supported passenger capacity, and reduce screening-machine demand. Supports integration spending without one-for-one detector growth. ([portseattle.org](https://www.portseattle.org/projects/baggage-handling-system-optimization))
- Evidence informing the 2032 market-value input; displayed series and growth include calculations: The consolidation example constrains equipment-volume assumptions; its whole baggage-handling project value is excluded from market sizing. ([portseattle.org](https://www.portseattle.org/projects/baggage-handling-system-optimization))
- Evidence informing the 2040 market-value input; displayed series and growth include calculations: Provides a commercial counterexample to extrapolating passenger growth directly into machine counts throughout the long-range forecast. ([portseattle.org](https://www.portseattle.org/projects/baggage-handling-system-optimization))
- Evidence informing forecast-year allocation inputs; displayed values and growth are calculated: Consolidation of six systems with reduced machine demand qualifies a traffic-to-detector-volume forecast. ([portseattle.org](https://www.portseattle.org/projects/baggage-handling-system-optimization))
- Evidence informing forecast-year allocation inputs; displayed values and growth are calculated: The consolidation project supports integration-driven conveyor demand, but its whole-project value is excluded. ([portseattle.org](https://www.portseattle.org/projects/baggage-handling-system-optimization))
- Evidence informing forecast-year allocation inputs; displayed values and growth are calculated: Brownfield consolidation supports the integration-demand premise, not the forecast's exact service growth factor. ([portseattle.org](https://www.portseattle.org/projects/baggage-handling-system-optimization))
- Evidence informing forecast-year allocation inputs; displayed values and growth are calculated: The airport replaces six separate screening systems with centralized screening and expects reduced screening-machine demand while expanding capacity. This supplies a counterforce to volume-only checked-baggage forecasting.
- Evidence informing base-year allocation inputs; displayed values and growth are calculated: Seattle is consolidating six screening systems, expects reduced screening-machine demand and schedules final-phase completion in 2029. Supports integration demand while constraining detector-volume growth; the whole-project budget is excluded.
- Evidence informing forecast-year allocation inputs; displayed values and growth are calculated: Seattle is consolidating six screening systems, expects reduced screening-machine demand and schedules final-phase completion in 2029. Supports integration demand while constraining detector-volume growth; the whole-project budget is excluded.
- Evidence informing forecast-year allocation inputs; displayed values and growth are calculated: Seattle's project combines increased screening capacity with consolidation from six screening systems and reduced screening-machine demand. This constrains the forecast assumption that capacity growth requires proportional equipment additions.
- Evidence informing forecast-year allocation inputs; displayed values and growth are calculated: Replacement and capacity objectives coexist within the project. Its wider baggage-handling budget is not treated as screening-equipment revenue or assigned additively to multiple purposes.

11. Smiths Group PLC - Half Year Results for the Six Months Ended 31 January 2026

- Evidence informing the 2026 market-value input; displayed series and growth include calculations: Reports xx.xx% organic growth for Smiths Detection in HY2026, with aviation checkpoint upgrades contributing. Supports a positive 2026 nowcast, not a directly observed global growth rate. ([www-live.smiths.com](https://www-live.smiths.com/media/villk35h/smiths-hy26-results-press-release.pdf))

12. Leidos - Leidos wins TSA logistics contract, 23 January 2025
    - Evidence informing base-year allocation inputs; displayed values and growth are calculated: The eight-year, USD xx.xx maximum sustainment award covers xx.xx units at over xx.xx locations; scope and realization adjustments are modeled.
    - Evidence informing forecast-year allocation inputs; displayed values and growth are calculated: The eight-year, USD xx.xx maximum sustainment award covers xx.xx units at over xx.xx locations; scope and realization adjustments are modeled.
    - Evidence informing base-year allocation inputs; displayed values and growth are calculated: The January xx.xx 2025 announcement describes an eight-year, USD xx.xx maximum sustainment contract covering xx.xx equipment units at over xx.xx locations with manufacturer coordination. Annualization and baggage/third-party attribution in the model are explicit assumptions. ([leidos.com](https://www.leidos.com/insights/leidos-wins-tsa-logistics-contract))
    - Evidence informing forecast-year allocation inputs; displayed values and growth are calculated: The January xx.xx 2025 announcement describes an eight-year, USD xx.xx maximum sustainment contract covering xx.xx equipment units at over xx.xx locations with manufacturer coordination. Annualization and baggage/third-party attribution in the model are explicit assumptions. ([leidos.com](https://www.leidos.com/insights/leidos-wins-tsa-logistics-contract))
13. U.S. Senator Michael Bennet - SAFEGUARDS Act announcement, 23 July 2025
    - Evidence informing base-year allocation inputs; displayed values and growth are calculated: The xx.xx-airport and xx.xx-lane national footprint constrains minimum network support; proposed funding is not counted as realized revenue.
    - Evidence informing forecast-year allocation inputs; displayed values and growth are calculated: The xx.xx-airport and xx.xx-lane national footprint constrains minimum network support; proposed funding is not counted as realized revenue.
    - Evidence informing base-year allocation inputs; displayed values and growth are calculated: The July xx.xx 2025 official release identifies xx.xx U.S. screening lanes, used as agency purchasing-exposure calibration rather than observed annual equipment sales.
    - Evidence informing forecast-year allocation inputs; displayed values and growth are calculated: The July xx.xx 2025 official release identifies xx.xx U.S. screening lanes, used as agency purchasing-exposure calibration rather than observed annual equipment sales.

14. CATSA 2025 Annual Report - Notes to the Financial Statements
    - Evidence informing base-year allocation inputs; displayed values and growth are calculated: FY2024/xx.xx accounts disclose C$xx.xx maintenance/spares and C$xx.xx training/certification, supporting the service-budget calibration but not global baggage-only shares. ([catsa-acsta.gc.ca](https://www.catsa-acsta.gc.ca/en/publications/2025-annual-report/notes-financial-statements))
    - Evidence informing forecast-year allocation inputs; displayed values and growth are calculated: FY2024/xx.xx accounts disclose C$xx.xx maintenance/spares and C$xx.xx training/certification, supporting the service-budget calibration but not global baggage-only shares. ([catsa-acsta.gc.ca](https://www.catsa-acsta.gc.ca/en/publications/2025-annual-report/notes-financial-statements))
    - Evidence informing base-year allocation inputs; displayed values and growth are calculated: Maintenance and spare parts are combined in the accounts; the labor-versus-goods split therefore remains modeled. ([catsa-acsta.gc.ca](https://www.catsa-acsta.gc.ca/en/publications/2025-annual-report/notes-financial-statements))
    - Evidence informing forecast-year allocation inputs; displayed values and growth are calculated: Maintenance and spare parts are combined in the accounts; the labor-versus-goods split therefore remains modeled. ([catsa-acsta.gc.ca](https://www.catsa-acsta.gc.ca/en/publications/2025-annual-report/notes-financial-statements))
    - Evidence informing base-year allocation inputs; displayed values and growth are calculated: The C$xx.xx training/certification expense supplies the numerator of the adjusted training-to-capital proxy. ([catsa-acsta.gc.ca](https://www.catsa-acsta.gc.ca/en/publications/2025-annual-report/notes-financial-statements))
    - Evidence informing forecast-year allocation inputs; displayed values and growth are calculated: The C$xx.xx training/certification expense supplies the numerator of the adjusted training-to-capital proxy. ([catsa-acsta.gc.ca](https://www.catsa-acsta.gc.ca/en/publications/2025-annual-report/notes-financial-statements))
    - Evidence informing base-year allocation inputs; displayed values and growth are calculated: C$xx.xx trace/consumables is distinct from maintenance/spares and supplies the contrary consumables-intensity comparator, not a global observation. ([catsa-acsta.gc.ca](https://www.catsa-acsta.gc.ca/en/publications/2025-annual-report/notes-financial-statements))
    - Evidence informing forecast-year allocation inputs; displayed values and growth are calculated: C$xx.xx trace/consumables is distinct from maintenance/spares and supplies the contrary consumables-intensity comparator, not a global observation. ([catsa-acsta.gc.ca](https://www.catsa-acsta.gc.ca/en/publications/2025-annual-report/notes-financial-statements))
    - Evidence informing base-year allocation inputs; displayed values and growth are calculated: Separately reports C$xx.xx maintenance/spares, C$xx.xx trace/consumables and C$xx.xx training/certification, constraining attributable agency lifecycle expenditure.
    - Evidence informing base-year allocation inputs; displayed values and growth are calculated: Separates screening-contractor payments from equipment support, preventing staffing expenditure from becoming equipment-market purchasing.
    - Evidence informing forecast-year allocation inputs; displayed values and growth are calculated: Separately reports C$xx.xx maintenance/spares, C$xx.xx trace/consumables and C$xx.xx training/certification, constraining attributable agency lifecycle expenditure.
    - Evidence informing forecast-year allocation inputs; displayed values and growth are calculated: Separates screening-contractor payments from equipment support, preventing staffing expenditure from becoming equipment-market purchasing.
    - Evidence informing base-year allocation inputs; displayed values and growth are calculated: Audited expense disclosure reports C$xx.xx for maintenance and spare parts in the year ended March xx.xx 2025. It constrains support-spending materiality, not the amount attributable to an independent provider. ([catsa-acsta.gc.ca](https://www.catsa-acsta.gc.ca/en/publications/2025-annual-report/notes-financial-statements))

15. CATSA 2025 Annual Report - Management's Discussion and Analysis
    - Evidence informing base-year allocation inputs; displayed values and growth are calculated: EDS capital expenditure of C$xx.xx includes equipment and installation/integration and supplies the training-calibration denominator, subject to baggage attribution. ([catsa-acsta.gc.ca](https://www.catsa-acsta.gc.ca/en/publications/2025-annual-report/management-discussion-and-analysis))
    - Evidence informing forecast-year allocation inputs; displayed values and growth are calculated: EDS capital expenditure of C$xx.xx includes equipment and installation/integration and supplies the training-calibration denominator, subject to baggage attribution. ([catsa-acsta.gc.ca](https://www.catsa-acsta.gc.ca/en/publications/2025-annual-report/management-discussion-and-analysis))
    - Evidence informing base-year allocation inputs; displayed values and growth are calculated: The capital definition includes associated installation and integration, supporting the distinction between deployment services and equipment value. ([catsa-acsta.gc.ca](https://www.catsa-acsta.gc.ca/en/publications/2025-annual-report/management-discussion-and-analysis))
    - Evidence informing forecast-year allocation inputs; displayed values and growth are calculated: The capital definition includes associated installation and integration, supporting the distinction between deployment services and equipment value. ([catsa-acsta.gc.ca](https://www.catsa-acsta.gc.ca/en/publications/2025-annual-report/management-discussion-and-analysis))
    - Evidence informing forecast-year allocation inputs; displayed values and growth are calculated: Actual spending, original budget and reprofile amounts constrain the forecast's purchasing-execution interpretation; they are not a global growth rate. ([catsa-acsta.gc.ca](https://www.catsa-acsta.gc.ca/en/publications/2025-annual-report/management-discussion-and-analysis))
    - Evidence informing base-year allocation inputs; displayed values and growth are calculated: FY2024/xx.xx pre-board capital appropriations used were C$xx.xx. This supplies the Canadian purchasing comparison and a component of the non-passenger-to-cabin activity proxy, not a global share.
    - Evidence informing forecast-year allocation inputs; displayed values and growth are calculated: FY2024/xx.xx pre-board capital appropriations used were C$xx.xx. This supplies the Canadian purchasing comparison and a component of the non-passenger-to-cabin activity proxy, not a global share.
    - Evidence informing base-year allocation inputs; displayed values and growth are calculated: FY2024/xx.xx hold-baggage capital appropriations used were C$xx.xx; this constrains the independent application-capital comparison.
    - Evidence informing base-year allocation inputs; displayed values and growth are calculated: FY2024/xx.xx non-passenger capital appropriations used were C$xx.xx, below the original C$xx.xx budget. Actual purchasing informs the proxy and qualifies automatic announcement-to-revenue conversion.
    - Evidence informing forecast-year allocation inputs; displayed values and growth are calculated: FY2024/xx.xx non-passenger capital appropriations used were C$xx.xx, below the original C$xx.xx budget. Actual purchasing informs the proxy and qualifies automatic announcement-to-revenue conversion.
    - Evidence informing base-year allocation inputs; displayed values and growth are calculated: Reports C$xx.xx EDS capital expenditure for FY2024/xx.xx and identifies both baggage equipment and full-body scanners in the capital scope, requiring a baggage-attribution adjustment.
    - Evidence informing forecast-year allocation inputs; displayed values and growth are calculated: Reports C$xx.xx EDS capital expenditure for FY2024/xx.xx and identifies both baggage equipment and full-body scanners in the capital scope, requiring a baggage-attribution adjustment.
    - Evidence informing forecast-year allocation inputs; displayed values and growth are calculated: EDS outturn was C$xx.xx versus an original C$xx.xx plan and revised C$xx.xx budget. Reprofiling constrains assumed award conversion and deployment timing; it does not measure procurement-channel mix. ([catsa-acsta.gc.ca](https://www.catsa-acsta.gc.ca/en/publications/2025-annual-report/management-discussion-and-analysis))
    - Evidence informing base-year allocation inputs; displayed values and growth are calculated: The actual capital-project list identifies hold-baggage capacity expansion at Montréal-Trudeau, supporting the expansion classification, not its modeled global revenue weight.
    - Evidence informing forecast-year allocation inputs; displayed values and growth are calculated: The actual capital-project list identifies hold-baggage capacity expansion at Montréal-Trudeau, supporting the expansion classification, not its modeled global revenue weight.
    - Evidence informing base-year allocation inputs; displayed values and growth are calculated: The actual project list includes checkpoint CT deployment and hold-baggage oversize-equipment lifecycle management, supporting renewal activity without disclosing its purpose-specific spending.
    - Evidence informing forecast-year allocation inputs; displayed values and growth are calculated: The actual project list includes checkpoint CT deployment and hold-baggage oversize-equipment lifecycle management,

16. Aviation security screening approved equipment list
    - Evidence informing base-year allocation inputs; displayed values and growth are calculated: Baggage EDS/EDSCB and conventional X-ray classes support the inspection-system boundary, not sales weights. ([gov.uk](https://www.gov.uk/government/collections/aviation-security-screening-approved-equipment-list))
    - Evidence informing forecast-year allocation inputs; displayed values and growth are calculated: Baggage EDS/EDSCB and conventional X-ray classes support the inspection-system boundary, not sales weights. ([gov.uk](https://www.gov.uk/government/collections/aviation-security-screening-approved-equipment-list))
    - Evidence informing base-year allocation inputs; displayed values and growth are calculated: Liquid detectors are a distinct cabin-baggage category; the complete bulk-material extension remains modeled within the captured boundary. ([gov.uk](https://www.gov.uk/government/collections/aviation-security-screening-approved-equipment-list))
    - Evidence informing forecast-year allocation inputs; displayed values and growth are calculated: Liquid detectors are a distinct cabin-baggage category; the complete bulk-material extension remains modeled within the captured boundary. ([gov.uk](https://www.gov.uk/government/collections/aviation-security-screening-approved-equipment-list))
    - Evidence informing base-year allocation inputs; displayed values and growth are calculated: ETD serves baggage and other applications, requiring explicit baggage attribution rather than allocating all detector sales here. ([gov.uk](https://www.gov.uk/government/collections/aviation-security-screening-approved-equipment-list))
    - Evidence informing forecast-year allocation inputs; displayed values and growth are calculated: ETD serves baggage and other applications, requiring explicit baggage attribution rather than allocating all detector sales here. ([gov.uk](https://www.gov.uk/government/collections/aviation-security-screening-approved-equipment-list))
    - Evidence informing base-year allocation inputs; displayed values and growth are calculated: Dedicated ETD consumables are separately recognized, supporting goods classification without establishing spending or unrestricted interchangeability. ([gov.uk](https://www.gov.uk/government/collections/aviation-security-screening-approved-equipment-list))
    - Evidence informing forecast-year allocation inputs; displayed values and growth are calculated: Dedicated ETD consumables are separately recognized, supporting goods classification without establishing spending or unrestricted interchangeability. ([gov.uk](https://www.gov.uk/government/collections/aviation-security-screening-approved-equipment-list))
17. Quantifying the Impacts of Delayed Maintenance of Airport Assets: A Guide - Chapter 6, Baggage Handling Systems
    - Evidence informing base-year allocation inputs; displayed values and growth are calculated: The baggage-handling cost study uses a modeled xx.xx% labor share, adopted only as an adjacent support-cost proxy. ([nationalacademies.org](https://www.nationalacademies.org/read/xx.xx/chapter/xx.xx))
    - Evidence informing forecast-year allocation inputs; displayed values and growth are calculated: The baggage-handling cost study uses a modeled xx.xx% labor share, adopted only as an adjacent support-cost proxy. ([nationalacademies.org](https://www.nationalacademies.org/read/xx.xx/chapter/xx.xx))
    - Evidence informing base-year allocation inputs; displayed values and growth are calculated: Its corresponding modeled xx.xx% parts share calibrates the labor/goods separation; it is not an observed screening-equipment ratio. ([nationalacademies.org](https://www.nationalacademies.org/read/xx.xx/chapter/xx.xx))
    - Evidence informing forecast-year allocation inputs; displayed values and growth are calculated: Its corresponding modeled xx.xx% parts share calibrates the labor/goods separation; it is not an observed screening-equipment ratio. ([nationalacademies.org](https://www.nationalacademies.org/read/xx.xx/chapter/xx.xx))

18. Procurement of Next Generation Security Checkpoint Equipment - Contract Award Notice

- Evidence informing base-year allocation inputs; displayed values and growth are calculated: The seven-system award includes automated tray return, demonstrating bundled purchasing but no separately priced hardware allocation. ([sell2wales.gov.wales](https://www.sell2wales.gov.wales/search/show/search_view.aspx?ID=NOV417275))
- Evidence informing forecast-year allocation inputs; displayed values and growth are calculated: The seven-system award includes automated tray return, demonstrating bundled purchasing but no separately priced hardware allocation. ([sell2wales.gov.wales](https://www.sell2wales.gov.wales/search/show/search_view.aspx?ID=NOV417275))
- Evidence informing base-year allocation inputs; displayed values and growth are calculated: The integrated CT/tray-return scope constrains the automation interface boundary; it does not value general airport conveyors. ([sell2wales.gov.wales](https://www.sell2wales.gov.wales/search/show/search_view.aspx?ID=NOV417275))
- Evidence informing forecast-year allocation inputs; displayed values and growth are calculated: The integrated CT/tray-return scope constrains the automation interface boundary; it does not value general airport conveyors. ([sell2wales.gov.wales](https://www.sell2wales.gov.wales/search/show/search_view.aspx?ID=NOV417275))
- Evidence informing base-year allocation inputs; displayed values and growth are calculated: Central image processing is an explicit purchased function, without a separately disclosed license price. ([sell2wales.gov.wales](https://www.sell2wales.gov.wales/search/show/search_view.aspx?ID=NOV417275))
- Evidence informing forecast-year allocation inputs; displayed values and growth are calculated: Central image processing is an explicit purchased function, without a separately disclosed license price. ([sell2wales.gov.wales](https://www.sell2wales.gov.wales/search/show/search_view.aspx?ID=NOV417275))
- Evidence informing base-year allocation inputs; displayed values and growth are calculated: Supply, installation and commissioning are included deliverables, supporting deployment-service attribution without establishing its percentage. ([sell2wales.gov.wales](https://www.sell2wales.gov.wales/search/show/search_view.aspx?ID=NOV417275))
- Evidence informing forecast-year allocation inputs; displayed values and growth are calculated: Supply, installation and commissioning are included deliverables, supporting deployment-service attribution without establishing its percentage. ([sell2wales.gov.wales](https://www.sell2wales.gov.wales/search/show/search_view.aspx?ID=NOV417275))
- Evidence informing base-year allocation inputs; displayed values and growth are calculated: The October xx.xx 2022 award covers seven systems combining cabin CT, tray return, image processing and deployment responsibilities. It supports integrated purchased scope, not completed delivery or a global sales weight.
- Evidence informing forecast-year allocation inputs; displayed values and growth are calculated: The October xx.xx 2022 award covers seven systems combining cabin CT, tray return, image processing and deployment responsibilities. It supports integrated purchased scope, not completed delivery or a global sales weight.
- Evidence informing base-year allocation inputs; displayed values and growth are calculated: The integrated Newcastle procurement reports a GBP xx.xx-xx.xx offer range but no physical review-room location; its value cannot be assigned automatically to local review. ([sell2wales.gov.wales](https://www.sell2wales.gov.wales/search/show/search_view.aspx?ID=NOV417275))
- Evidence informing forecast-year allocation inputs; displayed values and growth are calculated: The integrated Newcastle procurement reports a GBP xx.xx-xx.xx offer range but no physical review-room location; its value cannot be assigned automatically to local review. ([sell2wales.gov.wales](https://www.sell2wales.gov.wales/search/show/search_view.aspx?ID=NOV417275))
- Evidence informing base-year allocation inputs; displayed values and growth are calculated: Central image processing is included, but a separate on-site room is not specified; constrains classification rather than supplying a remote-review sales weight. ([sell2wales.gov.wales](https://www.sell2wales.gov.wales/search/show/search_view.aspx?ID=NOV417275))
- Evidence informing forecast-year allocation inputs; displayed values and growth are calculated: Central image processing is included, but a separate on-site room is not specified; constrains classification rather than supplying a remote-review sales weight. ([sell2wales.gov.wales](https://www.sell2wales.gov.wales/search/show/search_view.aspx?ID=NOV417275))
- Evidence informing base-year allocation inputs; displayed values and growth are calculated: The bundled award does not identify a mixed-location package or its attributable price, preventing automatic hybrid classification. ([sell2wales.gov.wales](https://www.sell2wales.gov.wales/search/show/search_view.aspx?ID=NOV417275))
- Evidence informing forecast-year allocation inputs; displayed values and growth are calculated: The bundled award does not identify a mixed-location package or its attributable price, preventing automatic hybrid classification.

19. AI for Monitoring Aviation Security: Fraport and German Federal Police Start Regular Operation of APIDS
    - Evidence informing forecast-year allocation inputs; displayed values and growth are calculated: January xx.xx 2026 APIDS deployment demonstrates additional software adoption, without establishing separate revenue. ([fraport.com](https://www.fraport.com/en/newsroom/press-releases/2026/q1/ai-for-monitoring-aviation-security.html))
    - Evidence informing forecast-year allocation inputs; displayed values and growth are calculated: Deployment on more than xx.xx CT scanners is the independent quantitative rollout test; it does not validate the modeled license-growth factor. ([fraport.com](https://www.fraport.com/en/newsroom/press-releases/2026/q1/ai-for-monitoring-aviation-security.html))
    - Evidence informing forecast-year allocation inputs; displayed values and growth are calculated: On January xx.xx 2026, Fraport announced regular APIDS software operation on more than xx.xx existing Smiths CT scanners. This independently supports retained-system enhancement at one buyer, not global penetration or realized license revenue.
20. Smiths Detection - Digital Innovation
    - Evidence informing base-year allocation inputs; displayed values and growth are calculated: The supplier identifies detection applications as a commercial function; separate fee allocation remains assumed. ([smithsdetection.com](https://www.smithsdetection.com/digital-innovation/))
    - Evidence informing forecast-year allocation inputs; displayed values and growth are calculated: The supplier identifies detection applications as a commercial function; separate fee allocation remains assumed. ([smithsdetection.com](https://www.smithsdetection.com/digital-innovation/))
    - Evidence informing base-year allocation inputs; displayed values and growth are calculated: Centralized screening supports the image-review function, not an observed software revenue weight. ([smithsdetection.com](https://www.smithsdetection.com/digital-innovation/))
    - Evidence informing forecast-year allocation inputs; displayed values and growth are calculated: Centralized screening supports the image-review function, not an observed software revenue weight. ([smithsdetection.com](https://www.smithsdetection.com/digital-innovation/))
    - Evidence informing base-year allocation inputs; displayed values and growth are calculated: Connectivity, multi-vendor integration and equipment-health applications establish the fleet-management function without proving customer-specific rights or prices. ([smithsdetection.com](https://www.smithsdetection.com/digital-innovation/))
    - Evidence informing forecast-year allocation inputs; displayed values and growth are calculated: Connectivity, multi-vendor integration and equipment-health applications establish the fleet-management function without proving customer-specific rights or prices. ([smithsdetection.com](https://www.smithsdetection.com/digital-innovation/))
    - Evidence informing base-year allocation inputs; displayed values and growth are calculated: ELECTORA is offered for integrating multi-vendor devices, datasets and applications; establishes the vendor-platform category but discloses no category revenue or customer-specific substitution entitlement. ([smithsdetection.com](https://www.smithsdetection.com/digital-innovation/))
    - Evidence informing forecast-year allocation inputs; displayed values and growth are calculated: ELECTORA is offered for integrating multi-vendor devices, datasets and applications; establishes the vendor-platform category but discloses no category revenue or customer-specific substitution entitlement. ([smithsdetection.com](https://www.smithsdetection.com/digital-innovation/))
21. UK Civil Aviation Authority - Threat Image Projection (TIP)
    - Evidence informing base-year allocation inputs; displayed values and growth are calculated: TIP library approval and renewal obligations support continuing software commitments, not the modeled global fee or share. ([caa.co.uk](https://www.caa.co.uk/commercial-industry/security/training-and-human-factors/threat-image-projection/))
    - Evidence informing forecast-year allocation inputs; displayed values and growth are calculated: TIP library approval and renewal obligations support continuing software commitments, not the modeled global fee or share. ([caa.co.uk](https://www.caa.co.uk/commercial-industry/security/training-and-human-factors/threat-image-projection/))

22. Smiths Detection - Service

- Evidence informing base-year allocation inputs; displayed values and growth are calculated: Inclusive capital-equipment support covers labor and parts, requiring a single-count economic allocation across services and goods. ([smithsdetection.com](https://www.smithsdetection.com/service/))
- Evidence informing forecast-year allocation inputs; displayed values and growth are calculated: Inclusive capital-equipment support covers labor and parts, requiring a single-count economic allocation across services and goods. ([smithsdetection.com](https://www.smithsdetection.com/service/))
- Evidence informing base-year allocation inputs; displayed values and growth are calculated: Equipment-specific training and certification are commercial offerings distinct from routine screening staffing. ([smithsdetection.com](https://www.smithsdetection.com/service/))
- Evidence informing forecast-year allocation inputs; displayed values and growth are calculated: Equipment-specific training and certification are commercial offerings distinct from routine screening staffing. ([smithsdetection.com](https://www.smithsdetection.com/service/))
- Evidence informing base-year allocation inputs; displayed values and growth are calculated: The parts-support offering and inclusive contracts corroborate the goods boundary, but not the assumed xx.xx% allocation. ([smithsdetection.com](https://www.smithsdetection.com/service/))
- Evidence informing forecast-year allocation inputs; displayed values and growth are calculated: The parts-support offering and inclusive contracts corroborate the goods boundary, but not the assumed xx.xx% allocation. ([smithsdetection.com](https://www.smithsdetection.com/service/))
- Evidence informing base-year allocation inputs; displayed values and growth are calculated: Describes inclusive labor-and-parts contracts and manufacturer support, supporting nonduplicative lifecycle attribution to projection equipment, not a verified xx.xx% fee. ([smithsdetection.com](https://www.smithsdetection.com/service/))
- Evidence informing forecast-year allocation inputs; displayed values and growth are calculated: Describes inclusive labor-and-parts contracts and manufacturer support, supporting nonduplicative lifecycle attribution to projection equipment, not a verified xx.xx% fee. ([smithsdetection.com](https://www.smithsdetection.com/service/))
- Evidence informing base-year allocation inputs; displayed values and growth are calculated: Supports the existence of manufacturer lifecycle offerings; broad service-footprint counts are not used as CT revenue weights.
- Evidence informing forecast-year allocation inputs; displayed values and growth are calculated: Supports the existence of manufacturer lifecycle offerings; broad service-footprint counts are not used as CT revenue weights.
- Evidence informing base-year allocation inputs; displayed values and growth are calculated: Supports commercial maintenance, refurbishment and parts offerings for portable equipment without establishing baggage-specific service receipts.
- Evidence informing forecast-year allocation inputs; displayed values and growth are calculated: Supports commercial maintenance, refurbishment and parts offerings for portable equipment without establishing baggage-specific service receipts.
- Evidence informing base-year allocation inputs; displayed values and growth are calculated: The manufacturer markets direct on-site support and inclusive capital-equipment labor-and-parts contracts. This supports a continuing manufacturer-service alternative, without measuring a pricing premium. ([smithsdetection.com](https://www.smithsdetection.com/service/))
- Evidence informing forecast-year allocation inputs; displayed values and growth are calculated: The manufacturer markets direct on-site support and inclusive capital-equipment labor-and-parts contracts. This supports a continuing manufacturer-service alternative, without measuring a pricing premium. ([smithsdetection.com](https://www.smithsdetection.com/service/))
- Evidence informing base-year allocation inputs; displayed values and growth are calculated: Manufacturer-provided bundled support is a commercial alternative to separate technical-service procurement, limiting assumptions of unrestricted third-party substitution. ([smithsdetection.com](https://www.smithsdetection.com/service/))
- Evidence informing forecast-year allocation inputs; displayed values and growth are calculated: Manufacturer-provided bundled support is a commercial alternative to separate technical-service procurement, limiting assumptions of unrestricted third-party substitution. ([smithsdetection.com](https://www.smithsdetection.com/service/))

23. Hold baggage screening upgrade, Dublin and Cork Airports, Ireland

- Evidence informing base-year allocation inputs; displayed values and growth are calculated: Separate professional-service appointments cover project controls, design oversight and interface management; the broader construction budget is not used as screening-service revenue. ([neccontract.com](https://www.neccontract.com/projects/hold-baggage-screening-upgrade-dublin-and-cork-airports-ireland))
- Evidence informing forecast-year allocation inputs; displayed values and growth are calculated: Separate professional-service appointments cover project controls, design oversight and interface management; the broader construction budget is not used as screening-service revenue. ([neccontract.com](https://www.neccontract.com/projects/hold-baggage-screening-upgrade-dublin-and-cork-airports-ireland))
- Evidence informing base-year allocation inputs; displayed values and growth are calculated: Describes three upgraded hold-baggage systems delivered through separate construction, baggage-integration and advisory appointments, completed in March 2023. Supports integrated-system attribution without assuming a universal single-prime model.
- Evidence informing forecast-year allocation inputs; displayed values and growth are calculated: Describes three upgraded hold-baggage systems delivered through separate construction, baggage-integration and advisory appointments, completed in March 2023. Supports integrated-system attribution without assuming a universal single-prime model.

24. Corporate Plan 2025-26 to 2029-30 Summary - Financial Overview
    - Evidence informing base-year allocation inputs; displayed values and growth are calculated: CATSA distinguishes major-checkpoint CT replacement from single-view-to-multiview replacement elsewhere, supporting application-specific projection demand and forecast assumptions. It also discloses capital funding subject to reprofile approval. ([catsa-acsta.gc.ca](https://www.catsa-acsta.gc.ca/en/publications/corporate-plan-2025-xx.xx-2029-xx.xx/financial-overview))
    - Evidence informing forecast-year allocation inputs; displayed values and growth are calculated: CATSA distinguishes major-checkpoint CT replacement from single-view-to-multiview replacement elsewhere, supporting application-specific projection demand and forecast assumptions. It also discloses capital funding subject to reprofile approval. ([catsa-acsta.gc.ca](https://www.catsa-acsta.gc.ca/en/publications/corporate-plan-2025-xx.xx-2029-xx.xx/financial-overview))
    - Evidence informing base-year allocation inputs; displayed values and growth are calculated: Identifies single-view equipment as a replacement population, supporting the modeled displacement mechanism rather than an observed global share.
    - Evidence informing forecast-year allocation inputs; displayed values and growth are calculated: Identifies single-view equipment as a replacement population, supporting the modeled displacement mechanism rather than an observed global share.
    - Evidence informing base-year allocation inputs; displayed values and growth are calculated: Multiview remains a planned purchasing destination at non-passenger checkpoints and Class xx.xx airports, qualifying universal CT substitution.
    - Evidence informing forecast-year allocation inputs; displayed values and growth are calculated: Multiview remains a planned purchasing destination at non-passenger checkpoints and Class xx.xx airports, qualifying universal CT substitution.
    - Evidence informing base-year allocation inputs; displayed values and growth are calculated: CT replacement is a stated major-checkpoint investment priority, subject to funding and delivery risks; this supports direction, not the modeled global share.
    - Evidence informing forecast-year allocation inputs; displayed values and growth are calculated: CT replacement is a stated major-checkpoint investment priority, subject to funding and delivery risks; this supports direction, not the modeled global share.
    - Evidence informing base-year allocation inputs; displayed values and growth are calculated: The plan includes additional screening equipment and expansion of existing hold-baggage screening capacity. Its FY2025/xx.xx capital budget is C$xx.xx across mixed activities; plans are not recognized supplier revenue.
    - Evidence informing forecast-year allocation inputs; displayed values and growth are calculated: The plan includes additional screening equipment and expansion of existing hold-baggage screening capacity. Its FY2025/xx.xx capital budget is C$xx.xx across mixed activities; plans are not recognized supplier revenue.
    - Evidence informing base-year allocation inputs; displayed values and growth are calculated: The plan distinguishes replacement of checkpoint X-ray equipment with CT and asset lifecycle renewal from additional capacity. Funding, partner timing and reprofiling qualify forecast realization.
    - Evidence informing forecast-year allocation inputs; displayed values and growth are calculated: The plan distinguishes replacement of checkpoint X-ray equipment with CT and asset lifecycle renewal from additional capacity. Funding, partner timing and reprofiling qualify forecast realization.
25. ECAC CEP Public Equipment List - Explosive Detection Systems, Update 18 April 2025
    - Evidence informing base-year allocation inputs; displayed values and growth are calculated: The April xx.xx 2025 list retains XRD xx.xx supporting the legacy commercial-category premise but not the assumed installed cohort or sales volume. ([ecac-ceac.org](https://www.ecac-ceac.org/images/activities/security/ECAC-CEP-EDS-equipment_public_list_update_20250418.pdf))
    - Evidence informing forecast-year allocation inputs; displayed values and growth are calculated: The April xx.xx 2025 list retains XRD xx.xx supporting the legacy commercial-category premise but not the assumed installed cohort or sales volume. ([ecac-ceac.org](https://www.ecac-ceac.org/images/activities/security/ECAC-CEP-EDS-equipment_public_list_update_20250418.pdf))

26. Partners - HALO X-ray Technologies Ltd

· Evidence informing base-year allocation inputs; displayed values and growth are calculated: Named airport pilots and approximately USD xx.xx and USD xx.xx development programs establish commercialization activity and program scale, not realized annual XRD equipment revenue. ([haloxray.com](https://www.haloxray.com/partners))

· Evidence informing forecast-year allocation inputs; displayed values and growth are calculated: Named airport pilots and approximately USD xx.xx and USD xx.xx development programs establish commercialization activity and program scale, not realized annual XRD equipment revenue. ([haloxray.com](https://www.haloxray.com/partners))

27. Explosives Trace Detectors (ETDs): Market Survey Report, November 2021

· Evidence informing base-year allocation inputs; displayed values and growth are calculated: Historical IONSCAN xx.xx list-price configurations around USD xx.xx-xx.xx constrain the IMS price class; they do not establish 2025 purchasing volumes or realizations. ([dhs.gov](https://dhs.gov/sites/default/files/2021-xx.xx/SAVER_Explosives%20Trace%20Detectors%20MSR_08Nov2021_Final-xx.xx.pdf))

· Evidence informing forecast-year allocation inputs; displayed values and growth are calculated: Historical IONSCAN xx.xx list-price configurations around USD xx.xx-xx.xx constrain the IMS price class; they do not establish 2025 purchasing volumes or realizations. ([dhs.gov](https://dhs.gov/sites/default/files/2021-xx.xx/SAVER_Explosives%20Trace%20Detectors%20MSR_08Nov2021_Final-xx.xx.pdf))

· Evidence informing base-year allocation inputs; displayed values and growth are calculated: The Fido X4 historical USD xx.xx list-price benchmark supports the explicit nominal-price bridge; baggage attribution and unit mix remain modeled.

· Evidence informing forecast-year allocation inputs; displayed values and growth are calculated: The Fido X4 historical USD xx.xx list-price benchmark supports the explicit nominal-price bridge; baggage attribution and unit mix remain modeled.

28. Astrotech Corporation - Form 10-K for the Fiscal Year Ended June 30, 2025

· Evidence informing base-year allocation inputs; displayed values and growth are calculated: Discloses FY2025 product and service revenue, xx.xx deployment locations, and a six-unit USD xx.xx order. These provide a price comparator and supplier-scale check, not baggage-only revenue. ([sec.gov](https://www.sec.gov/Archives/edgar/data/xx.xx/xx.xx/astc20250630_10k.htm))

· Evidence informing forecast-year allocation inputs; displayed values and growth are calculated: Discloses FY2025 product and service revenue, xx.xx deployment locations, and a six-unit USD xx.xx order. These provide a price comparator and supplier-scale check, not baggage-only revenue. ([sec.gov](https://www.sec.gov/Archives/edgar/data/xx.xx/xx.xx/astc20250630_10k.htm))

29. Astrotech Corporation - Form 10-K for the Fiscal Year Ended June 30, 2026

· Evidence informing base-year allocation inputs; displayed values and growth are calculated: Reports eight TRACER units sold in FY2025 versus three in FY2026, identifies grant-related revenue within FY2025 product revenue, and describes a potential subsidiary sale. These constrain MS attribution and forecast optimism. ([sec.gov](https://www.sec.gov/Archives/edgar/data/xx.xx/xx.xx/astc20260630_10k.htm))

· Evidence informing forecast-year allocation inputs; displayed values and growth are calculated: Reports eight TRACER units sold in FY2025 versus three in FY2026, identifies grant-related revenue within FY2025 product revenue, and describes a potential subsidiary sale. These constrain MS attribution and forecast optimism. ([sec.gov](https://www.sec.gov/Archives/edgar/data/xx.xx/xx.xx/astc20260630_10k.htm))

30. Liquid Explosive Detector, Bottle Liquid Scanner, Insight - Agilent

· Evidence informing base-year allocation inputs; displayed values and growth are calculated: Identifies Raman-based airport resolution products and dated September 2025 launch and May 2026 contract announcements. Supports category continuity and adoption premises, not global unit or revenue shares. ([agilent.com](https://www.agilent.com/en/product/molecular-spectroscopy/raman-spectroscopy/raman-aviation-security-systems/insight-series-alarm-resolution-systems))

· Evidence informing forecast-year allocation inputs; displayed values and growth are calculated: Identifies Raman-based airport resolution products and dated September 2025 launch and May 2026 contract announcements. Supports category continuity and adoption premises, not global unit or revenue shares. ([agilent.com](https://www.agilent.com/en/product/molecular-spectroscopy/raman-spectroscopy/raman-aviation-security-systems/insight-series-alarm-resolution-systems))

31. Bottle Liquid Scanner for Sale from China - Securina

· Evidence informing base-year allocation inputs; displayed values and growth are calculated: Positions microwave-based liquid-screening products for airports and customs. Supports commercial classification only; prices, authorization and purchasing weights remain assumptions. ([securinadetection.com](https://www.securinadetection.com/Bottle-Liquid-Scanner-Manufacturer-China.html))

· Evidence informing forecast-year allocation inputs; displayed values and growth are calculated: Positions microwave-based liquid-screening products for airports and customs. Supports commercial classification only; prices, authorization and purchasing weights remain assumptions. ([securinadetection.com](https://www.securinadetection.com/Bottle-Liquid-Scanner-Manufacturer-China.html))

32. Quick, Accurate Threat-Detection Scanner for Liquid, Aerosol, and Gels Eases and Secures Air Travel Worldwide

· Evidence informing base-year allocation inputs; displayed values and growth are calculated: Identifies LS10 as a complete commercial liquid scanner combining RF and ultrasonic capabilities, supporting nonduplicative complete-product attribution. ([battelle.org](https://www.battelle.org/insights/case-studies/case-study-details/quick-accurate-threat-detection-scanner-for-liquid-aerosol-and-gels-eases-and-secures-air-travel-worldwide))

· Evidence informing forecast-year allocation inputs; displayed values and growth are calculated: Identifies LS10 as a complete commercial liquid scanner combining RF and ultrasonic capabilities, supporting nonduplicative complete-product attribution. ([battelle.org](https://www.battelle.org/insights/case-studies/case-study-details/quick-accurate-threat-detection-scanner-for-liquid-aerosol-and-gels-eases-and-secures-air-travel-worldwide))

33. ECAC CEP Public Equipment List - Liquid Explosive Detection Systems, Update 10 July 2025

· Evidence informing base-year allocation inputs; displayed values and growth are calculated: The July xx.xx 2025 list includes One Resonance Sensors MobiLab BLS. This supports retained listed status for a named product, not active supply, paid installed stock or observed receipts. ([ecac-ceac.org](https://www.ecac-ceac.org/images/activities/security/ECAC-CEP-LEDS%20equipment%20public%20list-update%xx.xx-xx.xx-rev1.pdf))

· Evidence informing forecast-year allocation inputs; displayed values and growth are calculated: The July xx.xx 2025 list includes One Resonance Sensors MobiLab BLS. This supports retained listed status for a named product, not active supply, paid installed stock or observed receipts. ([ecac-ceac.org](https://www.ecac-ceac.org/images/activities/security/ECAC-CEP-LEDS%20equipment%20public%20list-update%xx.xx-xx.xx-rev1.pdf))

34. MobiLab BLS Bottled Liquid Scanner Endorsed By European Civil Aviation Conference

· Evidence informing base-year allocation inputs; displayed values and growth are calculated: The company's May xx.xx 2014 announcement identifies MobiLab BLS as an NMR-based airport liquid scanner and states that orders were being accepted. Establishes historical commercial offering, not 2025 deliveries. ([prnewswire.com](https://www.prnewswire.com/news-releases/mobilab-bls-bottled-liquid-scanner-endorsed-by-european-civil-aviation-conference-xx.xx.html))

· Evidence informing forecast-year allocation inputs; displayed values and growth are calculated: The company's May xx.xx 2014 announcement identifies MobiLab BLS as an NMR-based airport liquid scanner and states that orders were being accepted. Establishes historical commercial offering, not 2025 deliveries. ([prnewswire.com](https://www.prnewswire.com/news-releases/mobilab-bls-bottled-liquid-scanner-endorsed-by-european-civil-aviation-conference-xx.xx.html))

35. SafePointe BLS Powered by ORS - Bottled Liquid Explosives Detection Solution

· Evidence informing base-year allocation inputs; displayed values and growth are calculated: The branded supplier brochure documents an ORS-powered bottled-liquid product channel. Its availability does not establish current orders or support continuity; it supports only the legacy-channel modeling premise. ([uploads-ssl.webflow.com](https://uploads-ssl.webflow.com/608330bcae48962bf6d7ff37/6149f80be6c30d34b5e3debe_BLS-Flyer-Compressed.pdf))

· Evidence informing forecast-year allocation inputs; displayed values and growth are calculated: The branded supplier brochure documents an ORS-powered bottled-liquid product channel. Its availability does not establish current orders or support continuity; it supports only the legacy-channel modeling premise. ([uploads-ssl.webflow.com](https://uploads-ssl.webflow.com/608330bcae48962bf6d7ff37/6149f80be6c30d34b5e3debe_BLS-Flyer-Compressed.pdf))

36. Florida Division of Corporations - One Resonance Sensors, LLC, Entity Detail

· Evidence informing base-year allocation inputs; displayed values and growth are calculated: The official registry records One Resonance Sensors, LLC as inactive following administrative dissolution on September xx.xx 2019. This counterevidence constrains continuity assumptions but does not prove zero surviving product support. ([search.sunbiz.org](https://search.sunbiz.org/Inquiry/CorporationSearch/SearchResultDetail?aggregateId=flal-l11000122986-c57f60b3-690d-4c87-836a-9aeb045075e8&directionType=CurrentList&inquirytype=EntityName&listNameOrder=ONERESONANCESENSORS+L110001229860&searchNameOrder=ONERESONANCESENSORS+L110001229860&searchTerm=ONE+RED+AMPERSAND+LLC))

· Evidence informing forecast-year allocation inputs; displayed values and growth are calculated: The official registry records One Resonance Sensors, LLC as inactive following administrative dissolution on September xx.xx 2019. This counterevidence constrains continuity assumptions but does not prove zero surviving product support. ([search.sunbiz.org](https://search.sunbiz.org/Inquiry/CorporationSearch/SearchResultDetail?aggregateId=flal-l11000122986-c57f60b3-690d-4c87-836a-9aeb045075e8&directionType=CurrentList&inquirytype=EntityName&listNameOrder=ONERESONANCESENSORS+L110001229860&searchNameOrder=ONERESONANCESENSORS+L110001229860&searchTerm=ONE+RED+AMPERSAND+LLC))

37. Explosive Detection - Teledyne FLIR Defense

· Evidence informing base-year allocation inputs; displayed values and growth are calculated: Lists offered Fido X-series products and service support, supporting commercial offering continuity only, not airport-specific eligibility or sales weights. ([flir.com](https://www.flir.com/threat-detection/explosives/))

· Evidence informing forecast-year allocation inputs; displayed values and growth are calculated: Lists offered Fido X-series products and service support, supporting commercial offering continuity only, not airport-specific eligibility or sales weights. ([flir.com](https://www.flir.com/threat-detection/explosives/))

38. Scintrex Trace E3500 Explosive Trace Detection Unit - SecurityPro USA

· Evidence informing base-year allocation inputs; displayed values and growth are calculated: The distributor offers E3500 chemiluminescence equipment and identifies customs/border applications. Supports a commercial category lead, not measured airport purchasing or the assumed price. ([securityprousa.com](https://www.securityprousa.com/collections/explosive-detection/products/scintrex-trace-e3500-explosive-trace-detection-unit))

· Evidence informing forecast-year allocation inputs; displayed values and growth are calculated: The distributor offers E3500 chemiluminescence equipment and identifies customs/border applications. Supports a commercial category lead, not measured airport purchasing or the assumed price. ([securityprousa.com](https://www.securityprousa.com/collections/explosive-detection/products/scintrex-trace-e3500-explosive-trace-detection-unit))

39. Portable Explosive Detector - Trace Detector EVD-3000+

- Evidence informing base-year allocation inputs; displayed values and growth are calculated: The distributor offers EVD-xx.xx+ thermo-redox equipment. Supports offered-product classification, not airport authorization, purchasing volume or the modeled realization. ([securityprousa.com](https://www.securityprousa.com/products/scintrex-trace-evd-xx.xx-portable-trace-detection-unit))
- Evidence informing forecast-year allocation inputs; displayed values and growth are calculated: The distributor offers EVD-xx.xx+ thermo-redox equipment. Supports offered-product classification, not airport authorization, purchasing volume or the modeled realization. ([securityprousa.com](https://www.securityprousa.com/products/scintrex-trace-evd-xx.xx-portable-trace-detection-unit))

40. CATSA's Purchase Order Terms and Conditions

- Evidence informing base-year allocation inputs; displayed values and growth are calculated: Contract terms constrain maintenance, parts and consumables escalation, qualifying unrestricted aftermarket pricing assumptions in the projection lifecycle model. ([catsa-acsta.gc.ca](https://www.catsa-acsta.gc.ca/en/publications/catsa-s-purchase-order-terms-and-conditions))
- Evidence informing forecast-year allocation inputs; displayed values and growth are calculated: Contract terms constrain maintenance, parts and consumables escalation, qualifying unrestricted aftermarket pricing assumptions in the projection lifecycle model. ([catsa-acsta.gc.ca](https://www.catsa-acsta.gc.ca/en/publications/catsa-s-purchase-order-terms-and-conditions))
- Evidence informing base-year allocation inputs; displayed values and growth are calculated: Contractual price limits constrain the pricing premise, but do not verify CT-specific global support receipts.
- Evidence informing forecast-year allocation inputs; displayed values and growth are calculated: Contractual price limits constrain the pricing premise, but do not verify CT-specific global support receipts.
- Evidence informing base-year allocation inputs; displayed values and growth are calculated: Maintenance and consumable escalation limits qualify the trace-platform pricing assumption rather than establishing the modeled IMS share.
- Evidence informing forecast-year allocation inputs; displayed values and growth are calculated: Maintenance and consumable escalation limits qualify the trace-platform pricing assumption rather than establishing the modeled IMS share.
- Evidence informing base-year allocation inputs; displayed values and growth are calculated: The pre-existing-software clause grants broad license rights without transferring ownership; proprietary ownership alone therefore cannot establish the Closed revenue numerator. ([catsa-acsta.gc.ca](https://www.catsa-acsta.gc.ca/en/publications/catsa-s-purchase-order-terms-and-conditions))
- Evidence informing forecast-year allocation inputs; displayed values and growth are calculated: The pre-existing-software clause grants broad license rights without transferring ownership; proprietary ownership alone therefore cannot establish the Closed revenue numerator. ([catsa-acsta.gc.ca](https://www.catsa-acsta.gc.ca/en/publications/catsa-s-purchase-order-terms-and-conditions))
- Evidence informing base-year allocation inputs; displayed values and growth are calculated: Software modification rights are not themselves proof of standards-based interfaces or independent component substitution; supports conservative classification. ([catsa-acsta.gc.ca](https://www.catsa-acsta.gc.ca/en/publications/catsa-s-purchase-order-terms-and-conditions))
- Evidence informing forecast-year allocation inputs; displayed values and growth are calculated: Software modification rights are not themselves proof of standards-based interfaces or independent component substitution; supports conservative classification. ([catsa-acsta.gc.ca](https://www.catsa-acsta.gc.ca/en/publications/catsa-s-purchase-order-terms-and-conditions))

41. Liquids Scanner for Airport Security - UC Davis
    - Evidence informing base-year allocation inputs; displayed values and growth are calculated: The February xx.xx 2011 account establishes a development contract and licensing relationship. Its development allocation is excluded from 2025 receipts and does not establish a surviving commercial cohort. ([ucdavis.edu](https://www.ucdavis.edu/news/liquids-scanner-airport-security))
    - Evidence informing forecast-year allocation inputs; displayed values and growth are calculated: The February xx.xx 2011 account establishes a development contract and licensing relationship. Its development allocation is excluded from 2025 receipts and does not establish a surviving commercial cohort. ([ucdavis.edu](https://www.ucdavis.edu/news/liquids-scanner-airport-security))
42. Open Architecture for Airport Security Systems, Second Edition
    - Evidence informing base-year allocation inputs; displayed values and growth are calculated: Distinguishes proprietary integration from interoperable connections, supporting the category boundary rather than an observed revenue share. ([aci-europe.org](https://aci-europe.org/downloads/resources/Open%20Architecture%20for%20Airport%20Security%20Systems%202nd%20Edition.pdf))
    - Evidence informing forecast-year allocation inputs; displayed values and growth are calculated: Distinguishes proprietary integration from interoperable connections, supporting the category boundary rather than an observed revenue share. ([aci-europe.org](https://aci-europe.org/downloads/resources/Open%20Architecture%20for%20Airport%20Security%20Systems%202nd%20Edition.pdf))
    - Evidence informing base-year allocation inputs; displayed values and growth are calculated: Integration does not guarantee interoperability; this constrains attribution of vendor-mediated configurations. ([aci-europe.org](https://aci-europe.org/downloads/resources/Open%20Architecture%20for%20Airport%20Security%20Systems%202nd%20Edition.pdf))
    - Evidence informing forecast-year allocation inputs; displayed values and growth are calculated: Integration does not guarantee interoperability; this constrains attribution of vendor-mediated configurations. ([aci-europe.org](https://aci-europe.org/downloads/resources/Open%20Architecture%20for%20Airport%20Security%20Systems%202nd%20Edition.pdf))
    - Evidence informing base-year allocation inputs; displayed values and growth are calculated: Allows identified partial compliance and discusses accountable integration responsibilities; supports scoped open attribution, not whole-purchase reclassification. ([aci-europe.org](https://aci-europe.org/downloads/resources/Open%20Architecture%20for%20Airport%20Security%20Systems%202nd%20Edition.pdf))
    - Evidence informing forecast-year allocation inputs; displayed values and growth are calculated: Allows identified partial compliance and discusses accountable integration responsibilities; supports scoped open attribution, not whole-purchase reclassification. ([aci-europe.org](https://aci-europe.org/downloads/resources/Open%20Architecture%20for%20Airport%20Security%20Systems%202nd%20Edition.pdf))

43. CATSA 2025 Annual Report - Overview of Activities

- Evidence informing base-year allocation inputs; displayed values and growth are calculated: Reports xx.xx CATSA Plus lines across xx.xx airports serving more than xx.xx% of passengers in 2024/xx.xx; provides an independent integration-activity check, not a direct value allocation. ([catsa-acsta.gc.ca](https://www.catsa-acsta.gc.ca/en/publications/2025-annual-report/overview-activities))
- Evidence informing forecast-year allocation inputs; displayed values and growth are calculated: Reports xx.xx CATSA Plus lines across xx.xx airports serving more than xx.xx% of passengers in 2024/xx.xx; provides an independent integration-activity check, not a direct value allocation. ([catsa-acsta.gc.ca](https://www.catsa-acsta.gc.ca/en/publications/2025-annual-report/overview-activities))
- Evidence informing base-year allocation inputs; displayed values and growth are calculated: The reported modernized passenger coverage constrains an assumption of universally standalone activity, while leaving commercial architecture and revenue attribution unresolved. ([catsa-acsta.gc.ca](https://www.catsa-acsta.gc.ca/en/publications/2025-annual-report/overview-activities))
- Evidence informing forecast-year allocation inputs; displayed values and growth are calculated: The reported modernized passenger coverage constrains an assumption of universally standalone activity, while leaving commercial architecture and revenue attribution unresolved. ([catsa-acsta.gc.ca](https://www.catsa-acsta.gc.ca/en/publications/2025-annual-report/overview-activities))
- Evidence informing forecast-year allocation inputs; displayed values and growth are calculated: The annual report identifies enhanced non-passenger requirements and implementation planned from spring 2025. This supports a conditional modernization premise, not the modeled global uptake factor.
- Evidence informing base-year allocation inputs; displayed values and growth are calculated: Reports xx.xx CATSA Plus lines and more than xx.xx% passenger coverage in 2024/xx.xx; provides a Canadian adoption comparator, not a global local-review revenue weight. ([catsa-acsta.gc.ca](https://www.catsa-acsta.gc.ca/en/publications/2025-annual-report/overview-activities))
- Evidence informing forecast-year allocation inputs; displayed values and growth are calculated: Reports xx.xx CATSA Plus lines and more than xx.xx% passenger coverage in 2024/xx.xx; provides a Canadian adoption comparator, not a global local-review revenue weight. ([catsa-acsta.gc.ca](https://www.catsa-acsta.gc.ca/en/publications/2025-annual-report/overview-activities))
- Evidence informing base-year allocation inputs; displayed values and growth are calculated: Identifies remote screening within CATSA Plus and quantifies deployment; constrains the commercial-adoption premise but does not establish each review room's location. ([catsa-acsta.gc.ca](https://www.catsa-acsta.gc.ca/en/publications/2025-annual-report/overview-activities))
- Evidence informing forecast-year allocation inputs; displayed values and growth are calculated: Identifies remote screening within CATSA Plus and quantifies deployment; constrains the commercial-adoption premise but does not establish each review room's location. ([catsa-acsta.gc.ca](https://www.catsa-acsta.gc.ca/en/publications/2025-annual-report/overview-activities))
- Evidence informing base-year allocation inputs; displayed values and growth are calculated: Deployment coverage constrains the addressable network-enabled pool; it does not disclose hybrid contracts or justify the modeled hybrid percentage. ([catsa-acsta.gc.ca](https://www.catsa-acsta.gc.ca/en/publications/2025-annual-report/overview-activities))
- Evidence informing forecast-year allocation inputs; displayed values and growth are calculated: Deployment coverage constrains the addressable network-enabled pool; it does not disclose hybrid contracts or justify the modeled hybrid percentage. ([catsa-acsta.gc.ca](https://www.catsa-acsta.gc.ca/en/publications/2025-annual-report/overview-activities))

44. CATSA - Beyond the Checkpoint, December 2025

- Evidence informing base-year allocation inputs; displayed values and growth are calculated: Reports xx.xx operational CT machines at eight airports and a modular-line average of xx.xx passengers per hour versus xx.xx for traditional multi-split lines; supports the bounded throughput-to-unit bridge and phased-deployment premise. ([catsa-acsta.gc.ca](https://www.catsa-acsta.gc.ca/en/about-us/beyond-checkpoint-2025-december))
- Evidence informing forecast-year allocation inputs; displayed values and growth are calculated: Reports xx.xx operational CT machines at eight airports and a modular-line average of xx.xx passengers per hour versus xx.xx for traditional multi-split lines; supports the bounded throughput-to-unit bridge and phased-deployment premise. ([catsa-acsta.gc.ca](https://www.catsa-acsta.gc.ca/en/about-us/beyond-checkpoint-2025-december))

45. Smiths Detection Delivers Fully Automated International Remote Baggage Screening System Between South Korea and the United States

- Evidence informing base-year allocation inputs; displayed values and growth are calculated: The January xx.xx 2026 disclosure identifies xx.xx software licenses and DICOS V3.xx.xx exchange, and dates operational service to August 2025. Supports commercial standards-based activity and forecast feasibility, not an observed global share or a confirmed 2025 license inventory. ([smithsdetection.com](https://www.smithsdetection.com/press-releases/smiths-detection-delivers-fully-automated-international-remote-baggage-screening-system-between-south-korea-and-the-united-states/))
- Evidence informing forecast-year allocation inputs; displayed values and growth are calculated: The January xx.xx 2026 disclosure identifies xx.xx software licenses and DICOS V3.xx.xx exchange, and dates operational service to August 2025. Supports commercial standards-based activity and forecast feasibility, not an observed global share or a confirmed 2025 license inventory. ([smithsdetection.com](https://www.smithsdetection.com/press-releases/smiths-detection-delivers-fully-automated-international-remote-baggage-screening-system-between-south-korea-and-the-united-states/))

46. SeeTrue Marks Milestone with Over 100 X-ray Checkpoint Installations of Advanced AI-Based Threat Detection Software

- Evidence informing base-year allocation inputs; displayed values and growth are calculated: The December xx.xx 2024 announcement reports the 100th operational screening lane across airports and other sectors. Provides a limited commercial-adoption scale check; it is neither airport-only nor a census of standards-based entitlements. ([seetrue.ai](https://www.seetrue.ai/seetrue-marks-milestone-with-over-xx.xx-x-ray-checkpoint-installations-of-advanced-ai-based-threat-detection-software/))
- Evidence informing forecast-year allocation inputs; displayed values and growth are calculated: The December xx.xx 2024 announcement reports the 100th operational screening lane across airports and other sectors. Provides a limited commercial-adoption scale check; it is neither airport-only nor a census of standards-based entitlements. ([seetrue.ai](https://www.seetrue.ai/seetrue-marks-milestone-with-over-xx.xx-x-ray-checkpoint-installations-of-advanced-ai-based-threat-detection-software/))

47. Scarabee's Checkpoint Property Screening System to be deployed at DEN

- Evidence informing base-year allocation inputs; displayed values and growth are calculated: Describes a xx.xx-lane Denver award combining Scarabee lanes with Smiths scanners. Corroborates a commercial mixed-supplier integration route; an award is not realized annual revenue or proof of unrestricted interoperability. ([daifukuatec.com](https://daifukuatec.com/news/scarabees-checkpoint-property-screening-system-to-be-deployed-at-den))
- Evidence informing forecast-year allocation inputs; displayed values and growth are calculated: Describes a xx.xx-lane Denver award combining Scarabee lanes with Smiths scanners. Corroborates a commercial mixed-supplier integration route; an award is not realized annual revenue or proof of unrestricted interoperability. ([daifukuatec.com](https://daifukuatec.com/news/scarabees-checkpoint-property-screening-system-to-be-deployed-at-den))

48. CATSA Annual Report 2024 - Management's Discussion and Analysis

- Evidence informing base-year allocation inputs; displayed values and growth are calculated: FY2023/xx.xx pre-board capital appropriations used of C$xx.xx provide the second period in the non-passenger-to-cabin purchasing comparison.
- Evidence informing base-year allocation inputs; displayed values and growth are calculated: FY2023/xx.xx non-passenger capital appropriations used of C$xx.xx enter the two-period activity proxy; they do not identify the property-only fraction.
- Evidence informing forecast-year allocation inputs; displayed values and growth are calculated: FY2023/xx.xx non-passenger capital appropriations used of C$xx.xx enter the two-period activity proxy; they do not identify the property-only fraction.

49. Smiths Detection confirm order of 91 advanced scanners for new terminals at Moscow Sheremetyevo International Airport
    - Evidence informing base-year allocation inputs; displayed values and growth are calculated: The dated airport deployment includes xx.xx entrance baggage systems and xx.xx cabin-checkpoint systems. Their ratio supplies a historical relative-density proxy, subsequently discounted for assumed global coverage.
    - Evidence informing forecast-year allocation inputs; displayed values and growth are calculated: The dated airport deployment includes xx.xx entrance baggage systems and xx.xx cabin-checkpoint systems. Their ratio supplies a historical relative-density proxy, subsequently discounted for assumed global coverage.
50. Cochin International Airport Selects Smiths Detection's CTX 9800 for Next-Generation Hold Baggage Screening
    - Evidence informing base-year allocation inputs; displayed values and growth are calculated: The May 2017 deployment identifies xx.xx customs baggage systems alongside four hold-baggage systems. This supports the customs-intensive historical configuration proxy, not current global fleet or revenue observations.
    - Evidence informing forecast-year allocation inputs; displayed values and growth are calculated: The May 2017 deployment identifies xx.xx customs baggage systems alongside four hold-baggage systems. This supports the customs-intensive historical configuration proxy, not current global fleet or revenue observations.
51. CATSA Functions, Programs and Activities
    - Evidence informing base-year allocation inputs; displayed values and growth are calculated: Hold-baggage activities include equipment purchase, baggage-handling integration and equipment maintenance, supporting the checked-baggage capital and lifecycle boundary.
    - Evidence informing forecast-year allocation inputs; displayed values and growth are calculated: Hold-baggage activities include equipment purchase, baggage-handling integration and equipment maintenance, supporting the checked-baggage capital and lifecycle boundary.
    - Evidence informing base-year allocation inputs; displayed values and growth are calculated: Non-passenger screening covers airport workers and their belongings; only attributable property-screening offerings enter this allocation.
    - Evidence informing forecast-year allocation inputs; displayed values and growth are calculated: Non-passenger screening covers airport workers and their belongings; only attributable property-screening offerings enter this allocation.
52. Fraport TAV Antalya Airport - About the security control itself
    - Evidence informing base-year allocation inputs; displayed values and growth are calculated: The airport operator distinguishes terminal-entry security from a subsequent checkpoint. This supports a separate entrance-screening mission while providing no global prevalence or spending share.
    - Evidence informing forecast-year allocation inputs; displayed values and growth are calculated: The airport operator distinguishes terminal-entry security from a subsequent checkpoint. This supports a separate entrance-screening mission while providing no global prevalence or spending share.
53. EMSD VoiceLink, Issue 79, June 2026 - EMSD Provides Comprehensive Support for Terminal 2 Commissioning
    - Evidence informing forecast-year allocation inputs; displayed values and growth are calculated: The June 2026 account identifies baggage-and-parcel equipment procurement and installation for the customs authority at Terminal xx.xx. It supports a separate commissioning mission but does not isolate baggage expenditure.
54. GAO-26-107811 - Guam: Considerations for Evaluating Alternative Customs Models and Potential Economic Effects
    - Evidence informing base-year allocation inputs; displayed values and growth are calculated: The audit identifies two historical airport-customs baggage systems inactive for years and delayed replacement procurement. This challenges conversion of installed stock or acknowledged need directly into annual equipment and support revenue.
    - Evidence informing forecast-year allocation inputs; displayed values and growth are calculated: The audit identifies two historical airport-customs baggage systems inactive for years and delayed replacement procurement. This challenges conversion of installed stock or acknowledged need directly into annual equipment and support revenue.

55. Bank of Canada - Annual exchange rates
    - Evidence informing base-year allocation inputs; displayed values and growth are calculated: Annual exchange-rate observations support the inherited fiscal-period approximation of xx.xx Canadian dollars per U.S. dollar; this is not a transaction-weighted exchange rate.
    - Evidence informing forecast-year allocation inputs; displayed values and growth are calculated: Annual exchange-rate observations support the inherited fiscal-period approximation of xx.xx Canadian dollars per U.S. dollar; this is not a transaction-weighted exchange rate.
56. Japan’s leading airline revolutionizes check in experience with new Smiths Detection technology
    - Evidence informing base-year allocation inputs; displayed values and growth are calculated: The August 2023 announcement identifies JAL as customer for five screening ecosystems and reports xx.xx deployed iLane units across Japan. These are historical commercial-stock anchors, not an airline-only fleet or 2025 sales observation.
    - Evidence informing forecast-year allocation inputs; displayed values and growth are calculated: The August 2023 announcement identifies JAL as customer for five screening ecosystems and reports xx.xx deployed iLane units across Japan. These are historical commercial-stock anchors, not an airline-only fleet or 2025 sales observation.
57. Narita International Airport anticipates threats with integrated solutions
    - Evidence informing base-year allocation inputs; displayed values and growth are calculated: Identifies Narita airport as a screening-technology customer and describes xx.xx lane-related installations, qualifying any assumption that the supplier's Japanese installed stock was purchased entirely by airlines.
    - Evidence informing forecast-year allocation inputs; displayed values and growth are calculated: Identifies Narita airport as a screening-technology customer and describes xx.xx lane-related installations, qualifying any assumption that the supplier's Japanese installed stock was purchased entirely by airlines.
58. MLIT - 保安検査の実施主体が変わります！ - June 27, 2025
    - Evidence informing forecast-year allocation inputs; displayed values and growth are calculated: The June xx.xx 2025 announcement targets transfer of security-screening responsibility from airlines to airport managers, with leading cases targeted in FY2026. Supports a conditional reduction in airline purchasing, not an observed contract-transfer percentage.
    - Evidence informing forecast-year allocation inputs; displayed values and growth are calculated: The transfer direction supports modeled airport-manager purchasing gains. Continued shared financing does not imply equal purchasing shares.
59. ICTS International N.V. - Annual Report for the year ended December 31, 2025
    - Evidence informing base-year allocation inputs; displayed values and growth are calculated: Discloses USD xx.xx company-wide property/equipment purchases and USD xx.xx airport-security revenue in 2025. Supports an asset-light purchasing-intensity proxy; the in-scope fraction and global expansion remain assumptions.
    - Evidence informing forecast-year allocation inputs; displayed values and growth are calculated: Discloses USD xx.xx company-wide property/equipment purchases and USD xx.xx airport-security revenue in 2025. Supports an asset-light purchasing-intensity proxy; the in-scope fraction and global expansion remain assumptions.
60. EU Publications Office - Purchase and maintenance of non-intrusive X-ray inspection equipment for baggage and air cargo volume control
    - Evidence informing base-year allocation inputs; displayed values and growth are calculated: Identifies Autoridade Tributária e Aduaneira as buyer and reports a 2026 award of EUR xx.xx across four lots for baggage/air-cargo inspection equipment and maintenance. Provides a buyer-role and commercial-scale comparator, not 2025 baggage-only annual expenditure.
    - Evidence informing forecast-year allocation inputs; displayed values and growth are calculated: Identifies Autoridade Tributária e Aduaneira as buyer and reports a 2026 award of EUR xx.xx across four lots for baggage/air-cargo inspection equipment and maintenance. Provides a buyer-role and commercial-scale comparator, not 2025 baggage-only annual expenditure.

61. ACI World - Busiest Airports in the World
    - Evidence informing base-year allocation inputs; displayed values and growth are calculated: Reports approximately xx.xx international airport passenger movements in 2025. Half provides an approximate arrival-movement scale check before transfer exclusions, not a customs examination or equipment-purchasing weight.
    - Evidence informing forecast-year allocation inputs; displayed values and growth are calculated: Reports approximately xx.xx international airport passenger movements in 2025. Half provides an approximate arrival-movement scale check before transfer exclusions, not a customs examination or equipment-purchasing weight.
62. Heathrow announces £2.3bn accelerated investment plan to upgrade the UK's international gateway to growth
    - Evidence informing base-year allocation inputs; displayed values and growth are calculated: Reports GBP xx.xx invested in security-lane upgrades during 2024, supporting material airport-directed purchasing. Broader infrastructure obligations and historical timing prevent treating the amount as 2025 in-scope market receipts.
    - Evidence informing forecast-year allocation inputs; displayed values and growth are calculated: Reports GBP xx.xx invested in security-lane upgrades during 2024, supporting material airport-directed purchasing. Broader infrastructure obligations and historical timing prevent treating the amount as 2025 in-scope market receipts.
63. Fraport Assumes Responsibility for Aviation Security Checks at Frankfurt Airport
    - Evidence informing base-year allocation inputs; displayed values and growth are calculated: Documents Fraport's checkpoint-management responsibility from January 2023, six initial CT-equipped lanes and three contracted screening providers. Supports distinguishing an airport commissioning role from regulator oversight and contracted screening labor.
    - Evidence informing forecast-year allocation inputs; displayed values and growth are calculated: Documents Fraport's checkpoint-management responsibility from January 2023, six initial CT-equipped lanes and three contracted screening providers. Supports distinguishing an airport commissioning role from regulator oversight and contracted screening labor.
64. Advanced Cabin Baggage Screening - Computed Tomography Implementation Guide
    - Evidence informing base-year allocation inputs; displayed values and growth are calculated: Distinguishes standalone CT, including equipment-local conveyance, from integrated screening-lane configurations; supports attribution boundaries, not a revenue weight.
    - Evidence informing forecast-year allocation inputs; displayed values and growth are calculated: Distinguishes standalone CT, including equipment-local conveyance, from integrated screening-lane configurations; supports attribution boundaries, not a revenue weight.
    - Evidence informing base-year allocation inputs; displayed values and growth are calculated: Identifies automated tray-return and automated screening-lane integration as commercially distinct configurations; supports the lane-integrated category definition.
    - Evidence informing forecast-year allocation inputs; displayed values and growth are calculated: Identifies automated tray-return and automated screening-lane integration as commercially distinct configurations; supports the lane-integrated category definition.
65. GAO-12-266 - Checked Baggage Screening: TSA Has Deployed Optimal Systems at the Majority of TSA-Regulated Airports, but Could Strengthen Cost Estimates
    - Evidence informing base-year allocation inputs; displayed values and growth are calculated: The December 2011 table reports xx.xx standalone EDS alongside xx.xx in-line EDS; this historical machine-count comparator constrains, but does not determine, the current global allocation.
    - Evidence informing forecast-year allocation inputs; displayed values and growth are calculated: The December 2011 table reports xx.xx standalone EDS alongside xx.xx in-line EDS; this historical machine-count comparator constrains, but does not determine, the current global allocation.
    - Evidence informing base-year allocation inputs; displayed values and growth are calculated: Reports xx.xx in-line EDS across xx.xx in-line systems and distinguishes equipment counts from integrated-system counts; supports the historical configuration bridge.
    - Evidence informing forecast-year allocation inputs; displayed values and growth are calculated: Reports xx.xx in-line EDS across xx.xx in-line systems and distinguishes equipment counts from integrated-system counts; supports the historical configuration bridge.

66. Smiths Detection selected as security technology provider to International Airport Heraklion Crete

- Evidence informing base-year allocation inputs; displayed values and growth are calculated: The September xx.xx 2025 announcement identifies eight cabin CT scanners and eight automated tray-return systems for Heraklion, with installation planned across late 2025 and mid-2026; supports ongoing integrated procurement, not realized annual revenue.
- Evidence informing forecast-year allocation inputs; displayed values and growth are calculated: The September xx.xx 2025 announcement identifies eight cabin CT scanners and eight automated tray-return systems for Heraklion, with installation planned across late 2025 and mid-2026; supports ongoing integrated procurement, not realized annual revenue.

67. Centralised Image Processing: The Impact on Security Checkpoints

- Evidence informing base-year allocation inputs; displayed values and growth are calculated: Distinguishes checkpoint-local image review from separate-room arrangements; supports retaining networked local activity rather than automatically assigning it to remote review. ([casra.ch](https://casra.ch/wp-content/uploads/2021/xx.xx/Kuhn-2017.-Centralised-image-processing.pdf))
- Evidence informing forecast-year allocation inputs; displayed values and growth are calculated: Distinguishes checkpoint-local image review from separate-room arrangements; supports retaining networked local activity rather than automatically assigning it to remote review. ([casra.ch](https://casra.ch/wp-content/uploads/2021/xx.xx/Kuhn-2017.-Centralised-image-processing.pdf))
- Evidence informing base-year allocation inputs; displayed values and growth are calculated: Describes separate screening rooms and established remote hold-baggage review at larger airports; supports the cohort-maturity premise, not a numerical global share. ([casra.ch](https://casra.ch/wp-content/uploads/2021/xx.xx/Kuhn-2017.-Centralised-image-processing.pdf))
- Evidence informing forecast-year allocation inputs; displayed values and growth are calculated: Describes separate screening rooms and established remote hold-baggage review at larger airports; supports the cohort-maturity premise, not a numerical global share. ([casra.ch](https://casra.ch/wp-content/uploads/2021/xx.xx/Kuhn-2017.-Centralised-image-processing.pdf))
- Evidence informing base-year allocation inputs; displayed values and growth are calculated: Describes combined checkpoint and remote-room arrangements, establishing a mixed-location commercial configuration without measuring its prevalence or price. ([casra.ch](https://casra.ch/wp-content/uploads/2021/xx.xx/Kuhn-2017.-Centralised-image-processing.pdf))
- Evidence informing forecast-year allocation inputs; displayed values and growth are calculated: Describes combined checkpoint and remote-room arrangements, establishing a mixed-location commercial configuration without measuring its prevalence or price. ([casra.ch](https://casra.ch/wp-content/uploads/2021/xx.xx/Kuhn-2017.-Centralised-image-processing.pdf))

68. Annual Report 2024 - CATSA's Operating Environment

- Evidence informing base-year allocation inputs; displayed values and growth are calculated: Reports xx.xx CATSA Plus lines and more than xx.xx% passenger coverage in 2023/xx.xx providing the historical comparison rather than a global location allocation. ([catsa-acsta.gc.ca](https://www.catsa-acsta.gc.ca/en/publications/catsa-s-operating-environment))
- Evidence informing forecast-year allocation inputs; displayed values and growth are calculated: Reports xx.xx CATSA Plus lines and more than xx.xx% passenger coverage in 2023/xx.xx providing the historical comparison rather than a global location allocation. ([catsa-acsta.gc.ca](https://www.catsa-acsta.gc.ca/en/publications/catsa-s-operating-environment))
- Evidence informing base-year allocation inputs; displayed values and growth are calculated: Together with the subsequent annual report, supports a seven-line deployment increase without a corresponding increase in reported passenger coverage. ([catsa-acsta.gc.ca](https://www.catsa-acsta.gc.ca/en/publications/catsa-s-operating-environment))
- Evidence informing forecast-year allocation inputs; displayed values and growth are calculated: Together with the subsequent annual report, supports a seven-line deployment increase without a corresponding increase in reported passenger coverage. ([catsa-acsta.gc.ca](https://www.catsa-acsta.gc.ca/en/publications/catsa-s-operating-environment))
- Evidence informing base-year allocation inputs; displayed values and growth are calculated: Provides a historical network-enabled deployment anchor, while leaving the physical mixed-location contract share unmeasured. ([catsa-acsta.gc.ca](https://www.catsa-acsta.gc.ca/en/publications/catsa-s-operating-environment))
- Evidence informing forecast-year allocation inputs; displayed values and growth are calculated: Provides a historical network-enabled deployment anchor, while leaving the physical mixed-location contract share unmeasured. ([catsa-acsta.gc.ca](https://www.catsa-acsta.gc.ca/en/publications/catsa-s-operating-environment))

69. L22020-T-TG Upgrades to the Passenger Search Area, body scanners, EDS C3 cabin baggage screening - Contract Award Notice

- Evidence informing base-year allocation inputs; displayed values and growth are calculated: The January xx.xx 2023 Luton award expressly includes construction of a remote screening room at the airport terminal, supporting separate-room commercial procurement. Its broader scope is not treated as baggage-only annual revenue. ([find-tender.service.gov.uk](https://www.find-tender.service.gov.uk/Notice/xx.xx-2023))
- Evidence informing forecast-year allocation inputs; displayed values and growth are calculated: The January xx.xx 2023 Luton award expressly includes construction of a remote screening room at the airport terminal, supporting separate-room commercial procurement. Its broader scope is not treated as baggage-only annual revenue. ([find-tender.service.gov.uk](https://www.find-tender.service.gov.uk/Notice/xx.xx-2023))

70. Greater Orlando Aviation Authority - Minutes of the February 19, 2025 Meeting

- Evidence informing base-year allocation inputs; displayed values and growth are calculated: Authorizes up to USD xx.xx for baggage-system and Remote Screening Facility network/server separation. Half this ceiling is an explicitly assumed deployment-cost comparator, not observed off-site receipts. ([assets.ctfassets.net](https://assets.ctfassets.net/qiecpoxp4bka/6BCjKImOwJmeZxqtGVdpYR/1e2d759a2c44b5b6d71193cb9927ec75/2025-xx.xx-19_Board_Minutes.pdf))
- Evidence informing forecast-year allocation inputs; displayed values and growth are calculated: Authorizes up to USD xx.xx for baggage-system and Remote Screening Facility network/server separation. Half this ceiling is an explicitly assumed deployment-cost comparator, not observed off-site receipts. ([assets.ctfassets.net](https://assets.ctfassets.net/qiecpoxp4bka/6BCjKImOwJmeZxqtGVdpYR/1e2d759a2c44b5b6d71193cb9927ec75/2025-xx.xx-19_Board_Minutes.pdf))
- Evidence informing base-year allocation inputs; displayed values and growth are calculated: Provides the commercial networking-cost anchor for the modeled transfer from existing on-site pools, avoiding additional market value or duplicate host-equipment attribution. ([assets.ctfassets.net](https://assets.ctfassets.net/qiecpoxp4bka/6BCjKImOwJmeZxqtGVdpYR/1e2d759a2c44b5b6d71193cb9927ec75/2025-xx.xx-19_Board_Minutes.pdf))
- Evidence informing forecast-year allocation inputs; displayed values and growth are calculated: Provides the commercial networking-cost anchor for the modeled transfer from existing on-site pools, avoiding additional market value or duplicate host-equipment attribution. ([assets.ctfassets.net](https://assets.ctfassets.net/qiecpoxp4bka/6BCjKImOwJmeZxqtGVdpYR/1e2d759a2c44b5b6d71193cb9927ec75/2025-xx.xx-19_Board_Minutes.pdf))

71. American and U.S. Customs and Border Protection pilot innovative baggage screening initiative

- Evidence informing base-year allocation inputs; displayed values and growth are calculated: American's April xx.xx 2025 announcement identifies a daily Sydney-Los Angeles IRBS pilot and unchanged screening requirements. It anchors one sampled connection and an assumed partial-year licensing period, not disclosed revenue. ([s202.q4cdn.com](https://s202.q4cdn.com/xx.xx/files/doc_news/American-and-US-Customs-and-Border-Protection-pilot-innovative-baggage-screening-initiative-OPS-OTH-xx.xx-2025.pdf))
- Evidence informing forecast-year allocation inputs; displayed values and growth are calculated: American's April xx.xx 2025 announcement identifies a daily Sydney-Los Angeles IRBS pilot and unchanged screening requirements. It anchors one sampled connection and an assumed partial-year licensing period, not disclosed revenue. ([s202.q4cdn.com](https://s202.q4cdn.com/xx.xx/files/doc_news/American-and-US-Customs-and-Border-Protection-pilot-innovative-baggage-screening-initiative-OPS-OTH-xx.xx-2025.pdf))

72. 델타항공-대한항공, 인천발 애틀랜타 노선 대상 위탁수하물 원격 검색 방식 신규 도입

- Evidence informing base-year allocation inputs; displayed values and growth are calculated: The August xx.xx 2025 announcement identifies the Incheon-Atlanta IRBS arrangement, anchoring a second sampled connection and a partial-year commercial-activity assumption without establishing contract value. ([news.delta.com](https://news.delta.com/delta-and-koreanair-launch-remote-baggage-screening-on-icn-atl-KR))
- Evidence informing forecast-year allocation inputs; displayed values and growth are calculated: The August xx.xx 2025 announcement identifies the Incheon-Atlanta IRBS arrangement, anchoring a second sampled connection and a partial-year commercial-activity assumption without establishing contract value. ([news.delta.com](https://news.delta.com/delta-and-koreanair-launch-remote-baggage-screening-on-icn-atl-KR))

73. United Launches CBP's International Remote Baggage Screening on Select International Flights

· Evidence informing base-year allocation inputs; displayed values and growth are calculated: United's September xx.xx 2025 announcement identifies daily Sydney-San Francisco service and named technology partners, anchoring a third sampled connection. It reports no attributable software or integration receipts. ([united.mediaroom.com](https://united.mediaroom.com/2025-xx.xx-xx.xx-United-Launches-CBPs-International-Remote-Baggage-Screening-on-Select-International-Flights))

· Evidence informing forecast-year allocation inputs; displayed values and growth are calculated: United's September xx.xx 2025 announcement identifies daily Sydney-San Francisco service and named technology partners, anchoring a third sampled connection. It reports no attributable software or integration receipts. ([united.mediaroom.com](https://united.mediaroom.com/2025-xx.xx-xx.xx-United-Launches-CBPs-International-Remote-Baggage-Screening-on-Select-International-Flights))

74. Airline Passengers Face Fewer Bag Checkpoints, Thanks to PNNL, Partners

· Evidence informing forecast-year allocation inputs; displayed values and growth are calculated: The August xx.xx 2026 laboratory release describes implementation on additional routes, including Seoul arrivals at Minneapolis-St. Paul and Detroit. This supports expansion direction, not the forecast connection count, realization or global share. ([pnnl.gov](https://www.pnnl.gov/news-media/airline-passengers-face-fewer-bag-checkpoints-thanks-pnnl-partners))

75. TSA awards $781.2 million to procure additional CT X-Ray scanners for airport checkpoints

· Evidence informing base-year allocation inputs; displayed values and growth are calculated: The March xx.xx 2022 announcement identifies up to USD xx.xx for procurement and maintenance of up to xx.xx systems from an OEM. This is a historical procurement-scale anchor, not annual 2025 direct-channel revenue. ([content.govdelivery.com](https://content.govdelivery.com/accounts/USDHSTSA/bulletins/30f6e5f))

· Evidence informing base-year allocation inputs; displayed values and growth are calculated: The award includes full-size automated lanes, cautioning against assigning all automation value to non-OEM integration primes; exact contractual-role attribution is not disclosed. ([content.govdelivery.com](https://content.govdelivery.com/accounts/USDHSTSA/bulletins/30f6e5f))

76. OSI Systems, Inc. - Form 10-K for the fiscal year ended June 30, 2026

· Evidence informing base-year allocation inputs; displayed values and growth are calculated: The filing describes regional direct security-product sales and direct maintenance relationships. Its broader security scope supports route coexistence, not baggage-only sales weights. ([sec.gov](https://www.sec.gov/Archives/edgar/data/xx.xx/xx.xx/osis-20260630x10k.htm))

· Evidence informing forecast-year allocation inputs; displayed values and growth are calculated: The filing describes regional direct security-product sales and direct maintenance relationships. Its broader security scope supports route coexistence, not baggage-only sales weights. ([sec.gov](https://www.sec.gov/Archives/edgar/data/xx.xx/xx.xx/osis-20260630x10k.htm))

· Evidence informing base-year allocation inputs; displayed values and growth are calculated: The company identifies a global independent-distributor network, supporting a continuing indirect route without quantifying its value share. ([sec.gov](https://www.sec.gov/Archives/edgar/data/xx.xx/xx.xx/osis-20260630x10k.htm))

· Evidence informing forecast-year allocation inputs; displayed values and growth are calculated: The company identifies a global independent-distributor network, supporting a continuing indirect route without quantifying its value share. ([sec.gov](https://www.sec.gov/Archives/edgar/data/xx.xx/xx.xx/osis-20260630x10k.htm))

· Evidence informing base-year allocation inputs; displayed values and growth are calculated: Authorized service providers are identified separately from distributors, supporting distinct technical-service attribution and access limitations. ([sec.gov](https://www.sec.gov/Archives/edgar/data/xx.xx/xx.xx/osis-20260630x10k.htm))

· Evidence informing forecast-year allocation inputs; displayed values and growth are calculated: Authorized service providers are identified separately from distributors, supporting distinct technical-service attribution and access limitations. ([sec.gov](https://www.sec.gov/Archives/edgar/data/xx.xx/xx.xx/osis-20260630x10k.htm))

77. SriLankan Airlines - Invitation for Supply, Installation, Commissioning and Maintenance of Dual View Heavy and Medium X-Ray Machines, Reference 202130407

· Evidence informing base-year allocation inputs; displayed values and growth are calculated: The 2021 purchaser invitation permits an OEM or authorized OEM agent and requires authorization for the latter. It establishes equipment-channel eligibility, not an award or software-resale right. ([srilankan.com](https://www.srilankan.com/download/tender/TN-Invitationforsubmiss-xx.xx.pdf))

78. JFK Millennium Partners Selects K2 to Deliver State-of-the-Art Security Screening Checkpoint at new JFK Terminal 6

· Evidence informing base-year allocation inputs; displayed values and growth are calculated: The March xx.xx 2025 appointment assigns procurement and deployment coordination across multiple technology suppliers at a future ten-gate terminal. It supports integration-prime participation and a forecast mechanism, not a disclosed share or completed 2025 revenue. ([portauthoritybuilds.com](https://www.portauthoritybuilds.com/redevelopment/us/en/jfk/planned-projects/terminal-xx.xx/news/jfk-millennium-partners-selects-k2-to-deliver-state-of-the-art-s.html))

· Evidence informing forecast-year allocation inputs; displayed values and growth are calculated: The March xx.xx 2025 appointment assigns procurement and deployment coordination across multiple technology suppliers at a future ten-gate terminal. It supports integration-prime participation and a forecast mechanism, not a disclosed share or completed 2025 revenue. ([portauthoritybuilds.com](https://www.portauthoritybuilds.com/redevelopment/us/en/jfk/planned-projects/terminal-xx.xx/news/jfk-millennium-partners-selects-k2-to-deliver-state-of-the-art-s.html))

· Evidence informing base-year allocation inputs; displayed values and growth are calculated: The March xx.xx 2025 appointment covers baggage CT and automated bin-return equipment for a future xx.xx-gate terminal, with phased opening planned for 2026-2028. It establishes new-installation activity, not attributable 2025 receipts; wider airport investment and person-only technologies are excluded.

· Evidence informing forecast-year allocation inputs; displayed values and growth are calculated: The March xx.xx 2025 appointment covers baggage CT and automated bin-return equipment for a future xx.xx-gate terminal, with phased opening planned for 2026-2028. It establishes new-installation activity, not attributable 2025 receipts; wider airport investment and person-only technologies are excluded.

79. CATSA Corporate Plan 2024-25 to 2028-29 Summary - Key Corporate Risks

· Evidence informing base-year allocation inputs; displayed values and growth are calculated: The authority reports transferring maintenance of most screening equipment to KPrime in 2023/xx.xx. This establishes a separately contracted maintenance relationship, without a baggage-only payment split. ([catsa-acsta.gc.ca](https://www.catsa-acsta.gc.ca/en/publications/key-corporate-risks))

80. Checkpoint Transformation: Malta International Airport Streamlines Passenger Flow with Smiths Detection

· Evidence informing base-year allocation inputs; displayed values and growth are calculated: Seven conventional automated lanes were replaced by six CT-equipped lanes, with final commissioning in January 2025. This is a counterexample to equating capacity improvement with net additional equipment.

· Evidence informing forecast-year allocation inputs; displayed values and growth are calculated: Seven conventional automated lanes were replaced by six CT-equipped lanes, with final commissioning in January 2025. This is a counterexample to equating capacity improvement with net additional equipment.

· Evidence informing base-year allocation inputs; displayed values and growth are calculated: The complete checkpoint replacement illustrates why an offering described commercially as an upgrade can belong to System Replacement. The seven-year service commitment is not counted wholly as installation-year revenue.

· Evidence informing forecast-year allocation inputs; displayed values and growth are calculated: The complete checkpoint replacement illustrates why an offering described commercially as an upgrade can belong to System Replacement. The seven-year service commitment is not counted wholly as installation-year revenue.

81. iCMORE - Smiths Detection

· Evidence informing forecast-year allocation inputs; displayed values and growth are calculated: The current commercial offering describes a software-upgrade path while qualifying additional hardware requirements by machine type and age. This constrains forecast eligibility assumptions; product availability does not measure adoption or revenue.

18.2. China

Table 436. China Airport Baggage Screening Systems Market Size, 2017-2040 (USD Million)

Country	2017	2024	2025	2026	2027	2032	2040	CAGR (%)
China	**xx.xx**	**xx.xx**	**xx.xx**	**xx.xx**	**xx.xx**	**xx.xx**	**xx.xx**	**xx.xx**

Table 437. China Airport Baggage Screening Systems Market Size, by Offering, 2017-2040 (USD Million)

Offering	2017	2024	2025	2026	2027	2032	2040	CAGR (%)
Detection Equipment	xx.xx	xx.xx	xx.xx	xx.xx	xx.xx	xx.xx	xx.xx	xx.xx
Replacement Parts and Consumables	xx.xx	xx.xx	xx.xx	xx.xx	xx.xx	xx.xx	xx.xx	xx.xx
Screening Automation Equipment	xx.xx	xx.xx	xx.xx	xx.xx	xx.xx	xx.xx	xx.xx	xx.xx
Screening Software	xx.xx	xx.xx	xx.xx	xx.xx	xx.xx	xx.xx	xx.xx	xx.xx
System Services	xx.xx	xx.xx	xx.xx	xx.xx	xx.xx	xx.xx	xx.xx	xx.xx
Total	**xx.xx**	**xx.xx**	**xx.xx**	**xx.xx**	**xx.xx**	**xx.xx**	**xx.xx**	**xx.xx**

Table 438. China Airport Baggage Screening Systems Market Size, by Detection Equipment, 2017-2040 (USD Million)

Detection Equipment	2017	2024	2025	2026	2027	2032	2040	CAGR (%)
Baggage Inspection Systems	xx.xx	xx.xx	xx.xx	xx.xx	xx.xx	xx.xx	xx.xx	xx.xx
Explosive Trace Detectors	xx.xx	xx.xx	xx.xx	xx.xx	xx.xx	xx.xx	xx.xx	xx.xx
Liquid and Bulk Material Analyzers	xx.xx	xx.xx	xx.xx	xx.xx	xx.xx	xx.xx	xx.xx	xx.xx
Total	**xx.xx**	**xx.xx**	**xx.xx**	**xx.xx**	**xx.xx**	**xx.xx**	**xx.xx**	**xx.xx**

Table 439. China Airport Baggage Screening Systems Market Size, by System Services, 2017-2040 (USD Million)

System Services	2017	2024	2025	2026	2027	2032	2040	CAGR (%)
Equipment Training Services	xx.xx	xx.xx	xx.xx	xx.xx	xx.xx	xx.xx	xx.xx	xx.xx
Installation, Integration, and Commissioning Services	xx.xx	xx.xx	xx.xx	xx.xx	xx.xx	xx.xx	xx.xx	xx.xx
Maintenance, Repair, and Technical Support	xx.xx	xx.xx	xx.xx	xx.xx	xx.xx	xx.xx	xx.xx	xx.xx
Planning and Engineering Services	xx.xx	xx.xx	xx.xx	xx.xx	xx.xx	xx.xx	xx.xx	xx.xx
Total	**xx.xx**	**xx.xx**	**xx.xx**	**xx.xx**	**xx.xx**	**xx.xx**	**xx.xx**	**xx.xx**

Table 440. China Airport Baggage Screening Systems Market Size, by Replacement Parts and Consumables, 2017-2040 (USD Million)

Replacement Parts and Consumables	2017	2024	2025	2026	2027	2032	2040	CAGR (%)
Detection Consumables	xx.xx	xx.xx	xx.xx	xx.xx	xx.xx	xx.xx	xx.xx	xx.xx
Replacement Parts and Upgrade Kits	xx.xx	xx.xx	xx.xx	xx.xx	xx.xx	xx.xx	xx.xx	xx.xx
Total	**xx.xx**	**xx.xx**	**xx.xx**	**xx.xx**	**xx.xx**	**xx.xx**	**xx.xx**	**xx.xx**

Table 441. China Airport Baggage Screening Systems Market Size, by Screening Automation Equipment, 2017-2040 (USD Million)

Screening Automation Equipment	2017	2024	2025	2026	2027	2032	2040	CAGR (%)
Screening Conveyors and Sortation Equipment	xx.xx	xx.xx	xx.xx	xx.xx	xx.xx	xx.xx	xx.xx	xx.xx
Screening Lanes and Tray-Return Systems	xx.xx	xx.xx	xx.xx	xx.xx	xx.xx	xx.xx	xx.xx	xx.xx
Total	**xx.xx**	**xx.xx**	**xx.xx**	**xx.xx**	**xx.xx**	**xx.xx**	**xx.xx**	**xx.xx**

Table 442. China Airport Baggage Screening Systems Market Size, by Screening Software, 2017-2040 (USD Million)

Screening Software	2017	2024	2025	2026	2027	2032	2040	CAGR (%)
Automated Threat Detection Software	xx.xx	xx.xx	xx.xx	xx.xx	xx.xx	xx.xx	xx.xx	xx.xx
Image Review and Management Software	xx.xx	xx.xx	xx.xx	xx.xx	xx.xx	xx.xx	xx.xx	xx.xx
Screener Training and Quality Assurance Software	xx.xx	xx.xx	xx.xx	xx.xx	xx.xx	xx.xx	xx.xx	xx.xx
Screening Connectivity and Fleet Management Software	xx.xx	xx.xx	xx.xx	xx.xx	xx.xx	xx.xx	xx.xx	xx.xx
Total	**xx.xx**	**xx.xx**	**xx.xx**	**xx.xx**	**xx.xx**	**xx.xx**	**xx.xx**	**xx.xx**

Table 443. China Airport Baggage Screening Systems Market Size, by Detection Platform, 2017-2040 (USD Million)

Detection Platform	2017	2024	2025	2026	2027	2032	2040	CAGR (%)
Chemiluminescence Detection	xx.xx	xx.xx	xx.xx	xx.xx	xx.xx	xx.xx	xx.xx	xx.xx
Dielectric and Microwave Analysis	xx.xx	xx.xx	xx.xx	xx.xx	xx.xx	xx.xx	xx.xx	xx.xx
Fluorescence Detection	xx.xx	xx.xx	xx.xx	xx.xx	xx.xx	xx.xx	xx.xx	xx.xx
Integrated Multimodal Detection	xx.xx	xx.xx	xx.xx	xx.xx	xx.xx	xx.xx	xx.xx	xx.xx
Ion Mobility Spectrometry	xx.xx	xx.xx	xx.xx	xx.xx	xx.xx	xx.xx	xx.xx	xx.xx
Magnetic Resonance	xx.xx	xx.xx	xx.xx	xx.xx	xx.xx	xx.xx	xx.xx	xx.xx
Mass Spectrometry	xx.xx	xx.xx	xx.xx	xx.xx	xx.xx	xx.xx	xx.xx	xx.xx
Projection X-Ray Imaging	xx.xx	xx.xx	xx.xx	xx.xx	xx.xx	xx.xx	xx.xx	xx.xx
Raman Spectroscopy	xx.xx	xx.xx	xx.xx	xx.xx	xx.xx	xx.xx	xx.xx	xx.xx
Thermo-Redox Detection	xx.xx	xx.xx	xx.xx	xx.xx	xx.xx	xx.xx	xx.xx	xx.xx
X-Ray Computed Tomography	xx.xx	xx.xx	xx.xx	xx.xx	xx.xx	xx.xx	xx.xx	xx.xx
X-Ray Diffraction	xx.xx	xx.xx	xx.xx	xx.xx	xx.xx	xx.xx	xx.xx	xx.xx
Others	xx.xx	xx.xx	xx.xx	xx.xx	xx.xx	xx.xx	xx.xx	xx.xx
Total	**xx.xx**	**xx.xx**	**xx.xx**	**xx.xx**	**xx.xx**	**xx.xx**	**xx.xx**	**xx.xx**

Table 444. China Airport Baggage Screening Systems Market Size, by Projection X-Ray Imaging, 2017-2040 (USD Million)

Projection X-Ray Imaging	2017	2024	2025	2026	2027	2032	2040	CAGR (%)
Multiview X-Ray Imaging	xx.xx	xx.xx	xx.xx	xx.xx	xx.xx	xx.xx	xx.xx	xx.xx
Single-View X-Ray Imaging	xx.xx	xx.xx	xx.xx	xx.xx	xx.xx	xx.xx	xx.xx	xx.xx
Total	**xx.xx**	**xx.xx**	**xx.xx**	**xx.xx**	**xx.xx**	**xx.xx**	**xx.xx**	**xx.xx**

Table 445. China Airport Baggage Screening Systems Market Size, by Interoperability Architecture, 2017-2040 (USD Million)

Interoperability Architecture	2017	2024	2025	2026	2027	2032	2040	CAGR (%)
Closed Proprietary Architecture	xx.xx	xx.xx	xx.xx	xx.xx	xx.xx	xx.xx	xx.xx	xx.xx
Open Standards-Based Interoperability	xx.xx	xx.xx	xx.xx	xx.xx	xx.xx	xx.xx	xx.xx	xx.xx
Vendor-Specific Integration	xx.xx	xx.xx	xx.xx	xx.xx	xx.xx	xx.xx	xx.xx	xx.xx
Total	**xx.xx**	**xx.xx**	**xx.xx**	**xx.xx**	**xx.xx**	**xx.xx**	**xx.xx**	**xx.xx**

Table 446. China Airport Baggage Screening Systems Market Size, by Screening Application, 2017-2040 (USD Million)

Screening Application	2017	2024	2025	2026	2027	2032	2040	CAGR (%)
Customs and Border Baggage Inspection	xx.xx	xx.xx	xx.xx	xx.xx	xx.xx	xx.xx	xx.xx	xx.xx
Non-Passenger Property Screening	xx.xx	xx.xx	xx.xx	xx.xx	xx.xx	xx.xx	xx.xx	xx.xx
Passenger Cabin Baggage Screening	xx.xx	xx.xx	xx.xx	xx.xx	xx.xx	xx.xx	xx.xx	xx.xx
Passenger Checked Baggage Screening	xx.xx	xx.xx	xx.xx	xx.xx	xx.xx	xx.xx	xx.xx	xx.xx
Terminal-Entrance Baggage Screening	xx.xx	xx.xx	xx.xx	xx.xx	xx.xx	xx.xx	xx.xx	xx.xx
Total	**xx.xx**	**xx.xx**	**xx.xx**	**xx.xx**	**xx.xx**	**xx.xx**	**xx.xx**	**xx.xx**

Table 447. China Airport Baggage Screening Systems Market Size, by Purchasing Organization, 2017-2040 (USD Million)

Purchasing Organization	2017	2024	2025	2026	2027	2032	2040	CAGR (%)
Airlines	xx.xx	xx.xx	xx.xx	xx.xx	xx.xx	xx.xx	xx.xx	xx.xx
Airport and Terminal Operators	xx.xx	xx.xx	xx.xx	xx.xx	xx.xx	xx.xx	xx.xx	xx.xx
Contract Screening Operators	xx.xx	xx.xx	xx.xx	xx.xx	xx.xx	xx.xx	xx.xx	xx.xx
Customs and Border Authorities	xx.xx	xx.xx	xx.xx	xx.xx	xx.xx	xx.xx	xx.xx	xx.xx
Public Aviation Security Agencies	xx.xx	xx.xx	xx.xx	xx.xx	xx.xx	xx.xx	xx.xx	xx.xx
Total	**xx.xx**	**xx.xx**	**xx.xx**	**xx.xx**	**xx.xx**	**xx.xx**	**xx.xx**	**xx.xx**

Table 448. China Airport Baggage Screening Systems Market Size, by System Integration, 2017-2040 (USD Million)

System Integration	2017	2024	2025	2026	2027	2032	2040	CAGR (%)
Baggage Handling-Integrated Systems	xx.xx	xx.xx	xx.xx	xx.xx	xx.xx	xx.xx	xx.xx	xx.xx
Checkpoint Lane-Integrated Systems	xx.xx	xx.xx	xx.xx	xx.xx	xx.xx	xx.xx	xx.xx	xx.xx
Standalone Screening Systems	xx.xx	xx.xx	xx.xx	xx.xx	xx.xx	xx.xx	xx.xx	xx.xx
Total	**xx.xx**	**xx.xx**	**xx.xx**	**xx.xx**	**xx.xx**	**xx.xx**	**xx.xx**	**xx.xx**

Table 449. China Airport Baggage Screening Systems Market Size, by Image Review Location, 2017-2040 (USD Million)

Image Review Location	2017	2024	2025	2026	2027	2032	2040	CAGR (%)
Hybrid Image Review	xx.xx	xx.xx	xx.xx	xx.xx	xx.xx	xx.xx	xx.xx	xx.xx
Local Image Review	xx.xx	xx.xx	xx.xx	xx.xx	xx.xx	xx.xx	xx.xx	xx.xx
Off-Site Remote Image Review	xx.xx	xx.xx	xx.xx	xx.xx	xx.xx	xx.xx	xx.xx	xx.xx
On-Site Remote Image Review	xx.xx	xx.xx	xx.xx	xx.xx	xx.xx	xx.xx	xx.xx	xx.xx
Others	xx.xx	xx.xx	xx.xx	xx.xx	xx.xx	xx.xx	xx.xx	xx.xx
Total	**xx.xx**	**xx.xx**	**xx.xx**	**xx.xx**	**xx.xx**	**xx.xx**	**xx.xx**	**xx.xx**

Table 450. China Airport Baggage Screening Systems Market Size, by Procurement Channel, 2017-2040 (USD Million)

Procurement Channel	2017	2024	2025	2026	2027	2032	2040	CAGR (%)
Direct Technology Suppliers	xx.xx	xx.xx	xx.xx	xx.xx	xx.xx	xx.xx	xx.xx	xx.xx
Distributors and Resellers	xx.xx	xx.xx	xx.xx	xx.xx	xx.xx	xx.xx	xx.xx	xx.xx
Independent Technical Service Providers	xx.xx	xx.xx	xx.xx	xx.xx	xx.xx	xx.xx	xx.xx	xx.xx
Systems Integration Primes	xx.xx	xx.xx	xx.xx	xx.xx	xx.xx	xx.xx	xx.xx	xx.xx
Total	**xx.xx**	**xx.xx**	**xx.xx**	**xx.xx**	**xx.xx**	**xx.xx**	**xx.xx**	**xx.xx**

Table 451. China Airport Baggage Screening Systems Market Size, by Investment Purpose, 2017-2040 (USD Million)

Investment Purpose	2017	2024	2025	2026	2027	2032	2040	CAGR (%)
New Installations and Capacity Expansion	xx.xx	xx.xx	xx.xx	xx.xx	xx.xx	xx.xx	xx.xx	xx.xx
Retrofits and Upgrades	xx.xx	xx.xx	xx.xx	xx.xx	xx.xx	xx.xx	xx.xx	xx.xx
System Replacement	xx.xx	xx.xx	xx.xx	xx.xx	xx.xx	xx.xx	xx.xx	xx.xx
Others	xx.xx	xx.xx	xx.xx	xx.xx	xx.xx	xx.xx	xx.xx	xx.xx
Total	**xx.xx**	**xx.xx**	**xx.xx**	**xx.xx**	**xx.xx**	**xx.xx**	**xx.xx**	**xx.xx**

Sources & Evidence

1. House Report 119-173 - Department of Homeland Security Appropriations Bill, 2026

   · Evidence informing the 2030 market-value input; displayed series and growth include calculations: The aging installed fleet supports replacement demand, but does not establish the forecast's realization dates or annual purchasing rate. ([govinfo.gov](https://www.govinfo.gov/content/pkg/CRPT-119hrpt173/html/CRPT-119hrpt173.htm))

   · Evidence informing forecast-year allocation inputs; displayed values and growth are calculated: The report identifies xx.xx end-of-life systems within a xx.xx-system checked-baggage fleet. This constrains renewal exposure, not realized annual purchasing or a verified global replacement deadline.

   · Evidence informing base-year allocation inputs; displayed values and growth are calculated: Reports a TSA checked-baggage fleet of xx.xx EDS, including xx.xx at end-of-life, and assigns purchase, installation and maintenance responsibilities to TSA. Supports agency fleet calibration and renewal pressure, not the assumed forecast uplift.

   · Evidence informing forecast-year allocation inputs; displayed values and growth are calculated: Reports a TSA checked-baggage fleet of xx.xx EDS, including xx.xx at end-of-life, and assigns purchase, installation and maintenance responsibilities to TSA. Supports agency fleet calibration and renewal pressure, not the assumed forecast uplift.

   · Evidence informing forecast-year allocation inputs; displayed values and growth are calculated: The report identifies xx.xx end-of-life EDS within a xx.xx-unit U.S. checked-baggage fleet, citing the FY2024 capital plan. The derived xx.xx% backlog constrains the aging-fleet premise, but is neither an annual turnover rate nor a funded global replacement forecast.

2. GAO-24-106573 - DHS Annual Assessment: Most Programs Are Meeting Current Goals, but Some Continue to Face Cost and Schedule Challenges

- Evidence informing the 2026 market-value input; displayed series and growth include calculations: Reports plans for xx.xx checkpoint systems and xx.xx increment-one deployments by September 2023; supports an incomplete replacement cycle rather than universal CT adoption. ([gao.gov](https://www.gao.gov/assets/gao-xx.xx-xx.xx.pdf))
- Evidence informing base-year allocation inputs; displayed values and growth are calculated: Reports xx.xx AT/CT, xx.xx base, xx.xx mid-size and xx.xx full-size deployments by September 2023; supplies configuration proxies and an incomplete-renewal constraint, not contractual architecture shares. ([gao.gov](https://www.gao.gov/assets/gao-xx.xx-xx.xx.pdf))
- Evidence informing forecast-year allocation inputs; displayed values and growth are calculated: Reports xx.xx AT/CT, xx.xx base, xx.xx mid-size and xx.xx full-size deployments by September 2023; supplies configuration proxies and an incomplete-renewal constraint, not contractual architecture shares. ([gao.gov](https://www.gao.gov/assets/gao-xx.xx-xx.xx.pdf))
- Evidence informing base-year allocation inputs; displayed values and growth are calculated: The deployed configuration mix underlies the xx.xx/xx.xx newer-cohort and xx.xx/xx.xx older-cohort proxy calculations; global and contractual attribution remain modeled. ([gao.gov](https://www.gao.gov/assets/gao-xx.xx-xx.xx.pdf))
- Evidence informing forecast-year allocation inputs; displayed values and growth are calculated: The deployed configuration mix underlies the xx.xx/xx.xx newer-cohort and xx.xx/xx.xx older-cohort proxy calculations; global and contractual attribution remain modeled. ([gao.gov](https://www.gao.gov/assets/gao-xx.xx-xx.xx.pdf))
- Evidence informing base-year allocation inputs; displayed values and growth are calculated: The assessment records xx.xx checkpoint systems deployed by September 2023 against an eventual xx.xx-system program. This supports an incomplete replacement cycle and qualifies any assumption of universal CT adoption.
- Evidence informing forecast-year allocation inputs; displayed values and growth are calculated: The assessment records xx.xx checkpoint systems deployed by September 2023 against an eventual xx.xx-system program. This supports an incomplete replacement cycle and qualifies any assumption of universal CT adoption.
- Evidence informing base-year allocation inputs; displayed values and growth are calculated: Reports a September 2023 U.S. CT cohort containing xx.xx AT/CT and xx.xx base systems, providing counterevidence to assigning all CT activity automatically to integrated lanes.
- Evidence informing forecast-year allocation inputs; displayed values and growth are calculated: Reports a September 2023 U.S. CT cohort containing xx.xx AT/CT and xx.xx base systems, providing counterevidence to assigning all CT activity automatically to integrated lanes.
- Evidence informing base-year allocation inputs; displayed values and growth are calculated: Reports xx.xx mid-size and xx.xx full-size systems within xx.xx deployed CT systems; supports differentiated configuration assumptions rather than treating technology adoption as an integration-share observation.
- Evidence informing forecast-year allocation inputs; displayed values and growth are calculated: Reports xx.xx mid-size and xx.xx full-size systems within xx.xx deployed CT systems; supports differentiated configuration assumptions rather than treating technology adoption as an integration-share observation.
- Evidence informing base-year allocation inputs; displayed values and growth are calculated: The 2024 assessment records xx.xx checkpoint deployments as of September 2023 against xx.xx planned systems replacing aging equipment. It supports staged renewal, but does not establish current deployment completion or the modeled 2032 share.
- Evidence informing forecast-year allocation inputs; displayed values and growth are calculated: The 2024 assessment records xx.xx checkpoint deployments as of September 2023 against xx.xx planned systems replacing aging equipment. It supports staged renewal, but does not establish current deployment completion or the modeled 2032 share.
- Evidence informing forecast-year allocation inputs; displayed values and growth are calculated: The program separately anticipates enhancements to fielded systems, supporting a retained-equipment commercial pathway without supplying an attributable upgrade-revenue split.

3. Global Airport Passenger Traffic Reaches Record 9.8 Billion in 2025, Airports Council International World reports

   · Evidence informing the 2026 market-value input; displayed series and growth include calculations: Reports cooling passenger-growth momentum in 2026, supporting moderation of traffic-driven equipment expansion despite continuing replacement demand.
   ([aci.aero](https://aci.aero/2026/xx.xx/xx.xx/global-airport-passenger-traffic-reaches-record-xx.xx-xx.xx-billion-in-2025-airports-council-international-world-reports/))

4. Smiths Group PLC - Full Year Results for the 12 Months Ended 31 July 2025

- Evidence informing the 2024 market-value input; displayed series and growth include calculations: Discloses aviation original-equipment revenue of xx.xx and aftermarket revenue of xx.xx for FY2024; supplies historical cycle proxies. ([www-live.smiths.com](https://www-live.smiths.com/media/snqpxwkd/smiths-group-plc-annual-results-2025-press-release.pdf))
- Evidence informing the 2027 market-value input; displayed series and growth include calculations: Reports approximately xx.xx cumulative CTiX sales and continuing aviation upgrade demand; supports replacement activity, not an observed global forecast. ([www-live.smiths.com](https://www-live.smiths.com/media/snqpxwkd/smiths-group-plc-annual-results-2025-press-release.pdf))
- Evidence informing base-year allocation inputs; displayed values and growth are calculated: FY2025 aviation original-equipment revenue of GBP xx.xx provides an independent equipment-activity scale check, not a global category share. ([www-live.smiths.com](https://www-live.smiths.com/media/snqpxwkd/smiths-group-plc-annual-results-2025-press-release.pdf))
- Evidence informing forecast-year allocation inputs; displayed values and growth are calculated: FY2025 aviation original-equipment revenue of GBP xx.xx provides an independent equipment-activity scale check, not a global category share. ([www-live.smiths.com](https://www-live.smiths.com/media/snqpxwkd/smiths-group-plc-annual-results-2025-press-release.pdf))
- Evidence informing base-year allocation inputs; displayed values and growth are calculated: Approximately xx.xx cumulative CTiX sales corroborate commercial imaging activity and replacement demand; they do not measure annual global sales. ([www-live.smiths.com](https://www-live.smiths.com/media/snqpxwkd/smiths-group-plc-annual-results-2025-press-release.pdf))
- Evidence informing forecast-year allocation inputs; displayed values and growth are calculated: Approximately xx.xx cumulative CTiX sales corroborate commercial imaging activity and replacement demand; they do not measure annual global sales. ([www-live.smiths.com](https://www-live.smiths.com/media/snqpxwkd/smiths-group-plc-annual-results-2025-press-release.pdf))
- Evidence informing base-year allocation inputs; displayed values and growth are calculated: GBP xx.xx aviation aftermarket revenue supports lifecycle materiality while qualifying transfer of one supplier's mix to the global service allocation. ([www-live.smiths.com](https://www-live.smiths.com/media/snqpxwkd/smiths-group-plc-annual-results-2025-press-release.pdf))
- Evidence informing forecast-year allocation inputs; displayed values and growth are calculated: GBP xx.xx aviation aftermarket revenue supports lifecycle materiality while qualifying transfer of one supplier's mix to the global service allocation. ([www-live.smiths.com](https://www-live.smiths.com/media/snqpxwkd/smiths-group-plc-annual-results-2025-press-release.pdf))
- Evidence informing base-year allocation inputs; displayed values and growth are calculated: Reports approximately xx.xx cumulative CTiX sales and continuing aviation upgrade demand; cumulative sales constrain commercial scale but are not annual global shipments. ([www-live.smiths.com](https://www-live.smiths.com/media/snqpxwkd/smiths-group-plc-annual-results-2025-press-release.pdf))
- Evidence informing forecast-year allocation inputs; displayed values and growth are calculated: Reports approximately xx.xx cumulative CTiX sales and continuing aviation upgrade demand; cumulative sales constrain commercial scale but are not annual global shipments. ([www-live.smiths.com](https://www-live.smiths.com/media/snqpxwkd/smiths-group-plc-annual-results-2025-press-release.pdf))
- Evidence informing base-year allocation inputs; displayed values and growth are calculated: Reports four operating XDi units as of July 2025 and pending regulatory certification, constraining the small XRD cohort and qualifying aggressive commercialization assumptions.
- Evidence informing forecast-year allocation inputs; displayed values and growth are calculated: Reports four operating XDi units as of July 2025 and pending regulatory certification, constraining the small XRD cohort and qualifying aggressive commercialization assumptions.
- Evidence informing forecast-year allocation inputs; displayed values and growth are calculated: Reported checkpoint modernization provides a commercial reason to model substitution from discrete legacy offerings; the filing does not disclose standalone configuration revenue.
- Evidence informing forecast-year allocation inputs; displayed values and growth are calculated: FY2025

5. Smiths Group PLC - Annual Report & Accounts FY2023
   - Evidence informing the 2022 market-value input; displayed series and growth include calculations: Reports FY2022 aviation original-equipment revenue of xx.xx, used as a dimensionless historical capital-cycle proxy. ([www-live.smiths.com](https://www-live.smiths.com/media/phjp1j44/smiths-annual-report-2023.pdf))
   - Evidence informing the 2023 market-value input; displayed series and growth include calculations: Reports FY2023 aviation original-equipment revenue of xx.xx and aftermarket revenue of xx.xx; supports the modeled recovery direction. ([www-live.smiths.com](https://www-live.smiths.com/media/phjp1j44/smiths-annual-report-2023.pdf))
6. Smiths Group PLC - Annual Report FY2022
   - Evidence informing the 2021 market-value input; displayed series and growth include calculations: Reports FY2021 aviation revenue of xx.xx, providing a historical purchasing-cycle reference rather than a global observation. ([www-live.smiths.com](https://www-live.smiths.com/media/xjvdpblr/smiths-annual-report-2022-report.pdf))
   - Evidence informing the 2022 market-value input; displayed series and growth include calculations: Reports FY2022 aviation revenue of xx.xx and continued weakness in aviation original equipment; supports a delayed capital-spending trough. ([www-live.smiths.com](https://www-live.smiths.com/media/xjvdpblr/smiths-annual-report-2022-report.pdf))
7. Smiths Group PLC - Annual Results for the Year Ended 31 July 2019
   - Evidence informing the 2018 market-value input; displayed series and growth include calculations: Reports FY2018 aviation revenue of xx.xx, supplying the historical comparison underlying the backcast. ([smiths.com](https://www.smiths.com/media/u4wla1bw/smiths-group-plc-annual-results-2019-press-release.pdf))
   - Evidence informing the 2019 market-value input; displayed series and growth include calculations: Reports FY2019 aviation revenue of xx.xx and customer delivery deferrals, qualifying a traffic-only growth model. ([smiths.com](https://www.smiths.com/media/u4wla1bw/smiths-group-plc-annual-results-2019-press-release.pdf))
   - Evidence informing the 2020 market-value input; displayed series and growth include calculations: Identifies deliveries deferred into FY2020; supports the possibility of backlog-supported spending despite a contemporaneous traffic shock, not the exact modeled growth rate. ([smiths.com](https://www.smiths.com/media/u4wla1bw/smiths-group-plc-annual-results-2019-press-release.pdf))
8. ACI World - The High-Wire Balancing Act: Global Air Transport Demand in 2018 and 2019
   - Evidence informing the 2017 market-value input; displayed series and growth include calculations: Reports xx.xx airport passengers and xx.xx% growth in 2018; the growth observation informs the 2017 backcast bridge. ([blog.aci.aero](https://blog.aci.aero/airport-economics/the-high-wire-balancing-act-global-air-transport-demand-in-2018-and-2019/))
   - Evidence informing the 2018 market-value input; displayed series and growth include calculations: Provides the observed 2018 traffic-growth reference, not an equipment-market growth observation. ([blog.aci.aero](https://blog.aci.aero/airport-economics/the-high-wire-balancing-act-global-air-transport-demand-in-2018-and-2019/))
9. ICAO A42-WP/556 - State of the Industry and Outlook for Airport Traffic, Presented by ACI
   - Evidence informing the 2020 market-value input; displayed series and growth include calculations: Records the collapse from xx.xx airport passengers in 2019 to xx.xx in 2020; constrains the shock and funding-risk interpretation. ([icao.int](https://www.icao.int/sites/default/files/Meetings/a42/Documents/WP/wp_556_en.pdf))
   - Evidence informing the 2021 market-value input; displayed series and growth include calculations: Reports xx.xx airport passengers in 2021, supporting a prolonged funding and activity shock. ([icao.int](https://www.icao.int/sites/default/files/Meetings/a42/Documents/WP/wp_556_en.pdf))
   - Evidence informing the 2023 market-value input; displayed series and growth include calculations: Reports xx.xx airport passengers in 2023; traffic recovery is distinguished from equipment purchasing. ([icao.int](https://www.icao.int/sites/default/files/Meetings/a42/Documents/WP/wp_556_en.pdf))
   - Evidence informing the 2024 market-value input; displayed series and growth include calculations: Reports xx.xx airport passengers in 2024, providing a demand recovery cross-check. ([icao.int](https://www.icao.int/sites/default/files/Meetings/a42/Documents/WP/wp_556_en.pdf))

10. Port of Seattle - Baggage Handling System Optimization
    - Evidence informing the 2029 market-value input; displayed series and growth include calculations: Seattle plans to consolidate six baggage-screening systems, increase supported passenger capacity, and reduce screening-machine demand. Supports integration spending without one-for-one detector growth. ([portseattle.org](https://www.portseattle.org/projects/baggage-handling-system-optimization))
    - Evidence informing the 2032 market-value input; displayed series and growth include calculations: The consolidation example constrains equipment-volume assumptions; its whole baggage-handling project value is excluded from market sizing. ([portseattle.org](https://www.portseattle.org/projects/baggage-handling-system-optimization))
    - Evidence informing the 2040 market-value input; displayed series and growth include calculations: Provides a commercial counterexample to extrapolating passenger growth directly into machine counts throughout the long-range forecast. ([portseattle.org](https://www.portseattle.org/projects/baggage-handling-system-optimization))
    - Evidence informing forecast-year allocation inputs; displayed values and growth are calculated: Consolidation of six systems with reduced machine demand qualifies a traffic-to-detector-volume forecast. ([portseattle.org](https://www.portseattle.org/projects/baggage-handling-system-optimization))
    - Evidence informing forecast-year allocation inputs; displayed values and growth are calculated: The consolidation project supports integration-driven conveyor demand, but its whole-project value is excluded. ([portseattle.org](https://www.portseattle.org/projects/baggage-handling-system-optimization))
    - Evidence informing forecast-year allocation inputs; displayed values and growth are calculated: Brownfield consolidation supports the integration-demand premise, not the forecast's exact service growth factor. ([portseattle.org](https://www.portseattle.org/projects/baggage-handling-system-optimization))
    - Evidence informing forecast-year allocation inputs; displayed values and growth are calculated: The airport replaces six separate screening systems with centralized screening and expects reduced screening-machine demand while expanding capacity. This supplies a counterforce to volume-only checked-baggage forecasting.
    - Evidence informing base-year allocation inputs; displayed values and growth are calculated: Seattle is consolidating six screening systems, expects reduced screening-machine demand and schedules final-phase completion in 2029. Supports integration demand while constraining detector-volume growth; the whole-project budget is excluded.
    - Evidence informing forecast-year allocation inputs; displayed values and growth are calculated: Seattle is consolidating six screening systems, expects reduced screening-machine demand and schedules final-phase completion in 2029. Supports integration demand while constraining detector-volume growth; the whole-project budget is excluded.
    - Evidence informing forecast-year allocation inputs; displayed values and growth are calculated: Seattle's project combines increased screening capacity with consolidation from six screening systems and reduced screening-machine demand. This constrains the forecast assumption that capacity growth requires proportional equipment additions.
    - Evidence informing forecast-year allocation inputs; displayed values and growth are calculated: Replacement and capacity objectives coexist within the project. Its wider baggage-handling budget is not treated as screening-equipment revenue or assigned additively to multiple purposes.
11. Smiths Group PLC - Half Year Results for the Six Months Ended 31 January 2026
    - Evidence informing the 2026 market-value input; displayed series and growth include calculations: Reports xx.xx% organic growth for Smiths Detection in HY2026, with aviation checkpoint upgrades contributing. Supports a positive 2026 nowcast, not a directly observed global growth rate. ([www-live.smiths.com](https://www-live.smiths.com/media/villk35h/smiths-hy26-results-press-release.pdf))
12. CAAC - 2025 Civil Aviation Industry Development Statistical Bulletin, 17 April 2026
    - Evidence informing base-year allocation inputs; displayed values and growth are calculated: Reports xx.xx mainland airport movements and xx.xx transport airports in 2025; the Hong Kong/Macao extension is modeled.
    - Evidence informing forecast-year allocation inputs; displayed values and growth are calculated: Reports xx.xx mainland airport movements and xx.xx transport airports in 2025; the Hong Kong/Macao extension is modeled.

13. CATSA 2025 Annual Report - Notes to the Financial Statements

- Evidence informing base-year allocation inputs; displayed values and growth are calculated: FY2024/xx.xx accounts disclose C$xx.xx maintenance/spares and C$xx.xx training/certification, supporting the service-budget calibration but not global baggage-only shares. ([catsa-acsta.gc.ca](https://www.catsa-acsta.gc.ca/en/publications/2025-annual-report/notes-financial-statements))
- Evidence informing forecast-year allocation inputs; displayed values and growth are calculated: FY2024/xx.xx accounts disclose C$xx.xx maintenance/spares and C$xx.xx training/certification, supporting the service-budget calibration but not global baggage-only shares. ([catsa-acsta.gc.ca](https://www.catsa-acsta.gc.ca/en/publications/2025-annual-report/notes-financial-statements))
- Evidence informing base-year allocation inputs; displayed values and growth are calculated: Maintenance and spare parts are combined in the accounts; the labor-versus-goods split therefore remains modeled. ([catsa-acsta.gc.ca](https://www.catsa-acsta.gc.ca/en/publications/2025-annual-report/notes-financial-statements))
- Evidence informing forecast-year allocation inputs; displayed values and growth are calculated: Maintenance and spare parts are combined in the accounts; the labor-versus-goods split therefore remains modeled. ([catsa-acsta.gc.ca](https://www.catsa-acsta.gc.ca/en/publications/2025-annual-report/notes-financial-statements))
- Evidence informing base-year allocation inputs; displayed values and growth are calculated: The C$xx.xx training/certification expense supplies the numerator of the adjusted training-to-capital proxy. ([catsa-acsta.gc.ca](https://www.catsa-acsta.gc.ca/en/publications/2025-annual-report/notes-financial-statements))
- Evidence informing forecast-year allocation inputs; displayed values and growth are calculated: The C$xx.xx training/certification expense supplies the numerator of the adjusted training-to-capital proxy. ([catsa-acsta.gc.ca](https://www.catsa-acsta.gc.ca/en/publications/2025-annual-report/notes-financial-statements))
- Evidence informing base-year allocation inputs; displayed values and growth are calculated: C$xx.xx trace/consumables is distinct from maintenance/spares and supplies the contrary consumables-intensity comparator, not a global observation. ([catsa-acsta.gc.ca](https://www.catsa-acsta.gc.ca/en/publications/2025-annual-report/notes-financial-statements))
- Evidence informing forecast-year allocation inputs; displayed values and growth are calculated: C$xx.xx trace/consumables is distinct from maintenance/spares and supplies the contrary consumables-intensity comparator, not a global observation. ([catsa-acsta.gc.ca](https://www.catsa-acsta.gc.ca/en/publications/2025-annual-report/notes-financial-statements))
- Evidence informing base-year allocation inputs; displayed values and growth are calculated: Separately reports C$xx.xx maintenance/spares, C$xx.xx trace/consumables and C$xx.xx training/certification, constraining attributable agency lifecycle expenditure.
- Evidence informing base-year allocation inputs; displayed values and growth are calculated: Separates screening-contractor payments from equipment support, preventing staffing expenditure from becoming equipment-market purchasing.
- Evidence informing forecast-year allocation inputs; displayed values and growth are calculated: Separately reports C$xx.xx maintenance/spares, C$xx.xx trace/consumables and C$xx.xx training/certification, constraining attributable agency lifecycle expenditure.
- Evidence informing forecast-year allocation inputs; displayed values and growth are calculated: Separates screening-contractor payments from equipment support, preventing staffing expenditure from becoming equipment-market purchasing.
- Evidence informing base-year allocation inputs; displayed values and growth are calculated: Audited expense disclosure reports C$xx.xx for maintenance and spare parts in the year ended March xx.xx 2025. It constrains support-spending materiality, not the amount attributable to an independent provider. ([catsa-acsta.gc.ca](https://www.catsa-acsta.gc.ca/en/publications/2025-annual-report/notes-financial-statements))

14. CATSA 2025 Annual Report - Management's Discussion and Analysis
    - Evidence informing base-year allocation inputs; displayed values and growth are calculated: EDS capital expenditure of C$xx.xx includes equipment and installation/integration and supplies the training-calibration denominator, subject to baggage attribution. ([catsa-acsta.gc.ca](https://www.catsa-acsta.gc.ca/en/publications/2025-annual-report/management-discussion-and-analysis))
    - Evidence informing forecast-year allocation inputs; displayed values and growth are calculated: EDS capital expenditure of C$xx.xx includes equipment and installation/integration and supplies the training-calibration denominator, subject to baggage attribution. ([catsa-acsta.gc.ca](https://www.catsa-acsta.gc.ca/en/publications/2025-annual-report/management-discussion-and-analysis))
    - Evidence informing base-year allocation inputs; displayed values and growth are calculated: The capital definition includes associated installation and integration, supporting the distinction between deployment services and equipment value. ([catsa-acsta.gc.ca](https://www.catsa-acsta.gc.ca/en/publications/2025-annual-report/management-discussion-and-analysis))
    - Evidence informing forecast-year allocation inputs; displayed values and growth are calculated: The capital definition includes associated installation and integration, supporting the distinction between deployment services and equipment value. ([catsa-acsta.gc.ca](https://www.catsa-acsta.gc.ca/en/publications/2025-annual-report/management-discussion-and-analysis))
    - Evidence informing forecast-year allocation inputs; displayed values and growth are calculated: Actual spending, original budget and reprofile amounts constrain the forecast's purchasing-execution interpretation; they are not a global growth rate. ([catsa-acsta.gc.ca](https://www.catsa-acsta.gc.ca/en/publications/2025-annual-report/management-discussion-and-analysis))
    - Evidence informing base-year allocation inputs; displayed values and growth are calculated: FY2024/xx.xx pre-board capital appropriations used were C$xx.xx. This supplies the Canadian purchasing comparison and a component of the non-passenger-to-cabin activity proxy, not a global share.
    - Evidence informing forecast-year allocation inputs; displayed values and growth are calculated: FY2024/xx.xx pre-board capital appropriations used were C$xx.xx. This supplies the Canadian purchasing comparison and a component of the non-passenger-to-cabin activity proxy, not a global share.
    - Evidence informing base-year allocation inputs; displayed values and growth are calculated: FY2024/xx.xx hold-baggage capital appropriations used were C$xx.xx; this constrains the independent application-capital comparison.
    - Evidence informing base-year allocation inputs; displayed values and growth are calculated: FY2024/xx.xx non-passenger capital appropriations used were C$xx.xx, below the original C$xx.xx budget. Actual purchasing informs the proxy and qualifies automatic announcement-to-revenue conversion.
    - Evidence informing forecast-year allocation inputs; displayed values and growth are calculated: FY2024/xx.xx non-passenger capital appropriations used were C$xx.xx, below the original C$xx.xx budget. Actual purchasing informs the proxy and qualifies automatic announcement-to-revenue conversion.
    - Evidence informing base-year allocation inputs; displayed values and growth are calculated: Reports C$xx.xx EDS capital expenditure for FY2024/xx.xx and identifies both baggage equipment and full-body scanners in the capital scope, requiring a baggage-attribution adjustment.
    - Evidence informing forecast-year allocation inputs; displayed values and growth are calculated: Reports C$xx.xx EDS capital expenditure for FY2024/xx.xx and identifies both baggage equipment and full-body scanners in the capital scope, requiring a baggage-attribution adjustment.
    - Evidence informing forecast-year allocation inputs; displayed values and growth are calculated: EDS outturn was C$xx.xx versus an original C$xx.xx plan and revised C$xx.xx budget. Reprofiling constrains assumed award conversion and deployment timing; it does not measure procurement-channel mix. ([catsa-acsta.gc.ca](https://www.catsa-acsta.gc.ca/en/publications/2025-annual-report/management-discussion-and-analysis))
    - Evidence informing base-year allocation inputs; displayed values and growth are calculated: The actual capital-project list identifies hold-baggage capacity expansion at Montréal-Trudeau, supporting the expansion classification, not its modeled global revenue weight.
    - Evidence informing forecast-year allocation inputs; displayed values and growth are calculated: The actual capital-project list identifies hold-baggage capacity expansion at Montréal-Trudeau, supporting the expansion classification, not its modeled global revenue weight.
    - Evidence informing base-year allocation inputs; displayed values and growth are calculated: The actual project list includes checkpoint CT deployment and hold-baggage oversize-equipment lifecycle management, supporting renewal activity without disclosing its purpose-specific spending.
    - Evidence informing forecast-year allocation inputs; displayed values and growth are calculated: The actual project list includes checkpoint CT deployment and hold-baggage oversize-equipment lifecycle management,

15. Aviation security screening approved equipment list
    - Evidence informing base-year allocation inputs; displayed values and growth are calculated: Baggage EDS/EDSCB and conventional X-ray classes support the inspection-system boundary, not sales weights. ([gov.uk](https://www.gov.uk/government/collections/aviation-security-screening-approved-equipment-list))
    - Evidence informing forecast-year allocation inputs; displayed values and growth are calculated: Baggage EDS/EDSCB and conventional X-ray classes support the inspection-system boundary, not sales weights. ([gov.uk](https://www.gov.uk/government/collections/aviation-security-screening-approved-equipment-list))
    - Evidence informing base-year allocation inputs; displayed values and growth are calculated: Liquid detectors are a distinct cabin-baggage category; the complete bulk-material extension remains modeled within the captured boundary. ([gov.uk](https://www.gov.uk/government/collections/aviation-security-screening-approved-equipment-list))
    - Evidence informing forecast-year allocation inputs; displayed values and growth are calculated: Liquid detectors are a distinct cabin-baggage category; the complete bulk-material extension remains modeled within the captured boundary. ([gov.uk](https://www.gov.uk/government/collections/aviation-security-screening-approved-equipment-list))
    - Evidence informing base-year allocation inputs; displayed values and growth are calculated: ETD serves baggage and other applications, requiring explicit baggage attribution rather than allocating all detector sales here. ([gov.uk](https://www.gov.uk/government/collections/aviation-security-screening-approved-equipment-list))
    - Evidence informing forecast-year allocation inputs; displayed values and growth are calculated: ETD serves baggage and other applications, requiring explicit baggage attribution rather than allocating all detector sales here. ([gov.uk](https://www.gov.uk/government/collections/aviation-security-screening-approved-equipment-list))
    - Evidence informing base-year allocation inputs; displayed values and growth are calculated: Dedicated ETD consumables are separately recognized, supporting goods classification without establishing spending or unrestricted interchangeability. ([gov.uk](https://www.gov.uk/government/collections/aviation-security-screening-approved-equipment-list))
    - Evidence informing forecast-year allocation inputs; displayed values and growth are calculated: Dedicated ETD consumables are separately recognized, supporting goods classification without establishing spending or unrestricted interchangeability. ([gov.uk](https://www.gov.uk/government/collections/aviation-security-screening-approved-equipment-list))
16. Quantifying the Impacts of Delayed Maintenance of Airport Assets: A Guide - Chapter 6, Baggage Handling Systems
    - Evidence informing base-year allocation inputs; displayed values and growth are calculated: The baggage-handling cost study uses a modeled xx.xx% labor share, adopted only as an adjacent support-cost proxy. ([nationalacademies.org](https://www.nationalacademies.org/read/xx.xx/chapter/xx.xx))
    - Evidence informing forecast-year allocation inputs; displayed values and growth are calculated: The baggage-handling cost study uses a modeled xx.xx% labor share, adopted only as an adjacent support-cost proxy. ([nationalacademies.org](https://www.nationalacademies.org/read/xx.xx/chapter/xx.xx))
    - Evidence informing base-year allocation inputs; displayed values and growth are calculated: Its corresponding modeled xx.xx% parts share calibrates the labor/goods separation; it is not an observed screening-equipment ratio. ([nationalacademies.org](https://www.nationalacademies.org/read/xx.xx/chapter/xx.xx))
    - Evidence informing forecast-year allocation inputs; displayed values and growth are calculated: Its corresponding modeled xx.xx% parts share calibrates the labor/goods separation; it is not an observed screening-equipment ratio. ([nationalacademies.org](https://www.nationalacademies.org/read/xx.xx/chapter/xx.xx))

17. Procurement of Next Generation Security Checkpoint Equipment - Contract Award Notice

- Evidence informing base-year allocation inputs; displayed values and growth are calculated: The seven-system award includes automated tray return, demonstrating bundled purchasing but no separately priced hardware allocation. ([sell2wales.gov.wales](https://www.sell2wales.gov.wales/search/show/search_view.aspx?ID=NOV417275))
- Evidence informing forecast-year allocation inputs; displayed values and growth are calculated: The seven-system award includes automated tray return, demonstrating bundled purchasing but no separately priced hardware allocation. ([sell2wales.gov.wales](https://www.sell2wales.gov.wales/search/show/search_view.aspx?ID=NOV417275))
- Evidence informing base-year allocation inputs; displayed values and growth are calculated: The integrated CT/tray-return scope constrains the automation interface boundary; it does not value general airport conveyors. ([sell2wales.gov.wales](https://www.sell2wales.gov.wales/search/show/search_view.aspx?ID=NOV417275))
- Evidence informing forecast-year allocation inputs; displayed values and growth are calculated: The integrated CT/tray-return scope constrains the automation interface boundary; it does not value general airport conveyors. ([sell2wales.gov.wales](https://www.sell2wales.gov.wales/search/show/search_view.aspx?ID=NOV417275))
- Evidence informing base-year allocation inputs; displayed values and growth are calculated: Central image processing is an explicit purchased function, without a separately disclosed license price. ([sell2wales.gov.wales](https://www.sell2wales.gov.wales/search/show/search_view.aspx?ID=NOV417275))
- Evidence informing forecast-year allocation inputs; displayed values and growth are calculated: Central image processing is an explicit purchased function, without a separately disclosed license price. ([sell2wales.gov.wales](https://www.sell2wales.gov.wales/search/show/search_view.aspx?ID=NOV417275))
- Evidence informing base-year allocation inputs; displayed values and growth are calculated: Supply, installation and commissioning are included deliverables, supporting deployment-service attribution without establishing its percentage. ([sell2wales.gov.wales](https://www.sell2wales.gov.wales/search/show/search_view.aspx?ID=NOV417275))
- Evidence informing forecast-year allocation inputs; displayed values and growth are calculated: Supply, installation and commissioning are included deliverables, supporting deployment-service attribution without establishing its percentage. ([sell2wales.gov.wales](https://www.sell2wales.gov.wales/search/show/search_view.aspx?ID=NOV417275))
- Evidence informing base-year allocation inputs; displayed values and growth are calculated: The October xx.xx 2022 award covers seven systems combining cabin CT, tray return, image processing and deployment responsibilities. It supports integrated purchased scope, not completed delivery or a global sales weight.
- Evidence informing forecast-year allocation inputs; displayed values and growth are calculated: The October xx.xx 2022 award covers seven systems combining cabin CT, tray return, image processing and deployment responsibilities. It supports integrated purchased scope, not completed delivery or a global sales weight.
- Evidence informing base-year allocation inputs; displayed values and growth are calculated: The integrated Newcastle procurement reports a GBP xx.xx-xx.xx offer range but no physical review-room location; its value cannot be assigned automatically to local review. ([sell2wales.gov.wales](https://www.sell2wales.gov.wales/search/show/search_view.aspx?ID=NOV417275))
- Evidence informing forecast-year allocation inputs; displayed values and growth are calculated: The integrated Newcastle procurement reports a GBP xx.xx-xx.xx offer range but no physical review-room location; its value cannot be assigned automatically to local review. ([sell2wales.gov.wales](https://www.sell2wales.gov.wales/search/show/search_view.aspx?ID=NOV417275))
- Evidence informing base-year allocation inputs; displayed values and growth are calculated: Central image processing is included, but a separate on-site room is not specified; constrains classification rather than supplying a remote-review sales weight. ([sell2wales.gov.wales](https://www.sell2wales.gov.wales/search/show/search_view.aspx?ID=NOV417275))
- Evidence informing forecast-year allocation inputs; displayed values and growth are calculated: Central image processing is included, but a separate on-site room is not specified; constrains classification rather than supplying a remote-review sales weight. ([sell2wales.gov.wales](https://www.sell2wales.gov.wales/search/show/search_view.aspx?ID=NOV417275))
- Evidence informing base-year allocation inputs; displayed values and growth are calculated: The bundled award does not identify a mixed-location package or its attributable price, preventing automatic hybrid classification. ([sell2wales.gov.wales](https://www.sell2wales.gov.wales/search/show/search_view.aspx?ID=NOV417275))
- Evidence informing forecast-year allocation inputs; displayed values and growth are calculated: The bundled award does not identify a mixed-location package or its attributable price, preventing automatic hybrid classification.

18. AI for Monitoring Aviation Security: Fraport and German Federal Police Start Regular Operation of APIDS
    - Evidence informing forecast-year allocation inputs; displayed values and growth are calculated: January xx.xx 2026 APIDS deployment demonstrates additional software adoption, without establishing separate revenue. ([fraport.com](https://www.fraport.com/en/newsroom/press-releases/2026/q1/ai-for-monitoring-aviation-security.html))
    - Evidence informing forecast-year allocation inputs; displayed values and growth are calculated: Deployment on more than xx.xx CT scanners is the independent quantitative rollout test; it does not validate the modeled license-growth factor. ([fraport.com](https://www.fraport.com/en/newsroom/press-releases/2026/q1/ai-for-monitoring-aviation-security.html))
    - Evidence informing forecast-year allocation inputs; displayed values and growth are calculated: On January xx.xx 2026, Fraport announced regular APIDS software operation on more than xx.xx existing Smiths CT scanners. This independently supports retained-system enhancement at one buyer, not global penetration or realized license revenue.
19. Smiths Detection - Digital Innovation
    - Evidence informing base-year allocation inputs; displayed values and growth are calculated: The supplier identifies detection applications as a commercial function; separate fee allocation remains assumed. ([smithsdetection.com](https://www.smithsdetection.com/digital-innovation/))
    - Evidence informing forecast-year allocation inputs; displayed values and growth are calculated: The supplier identifies detection applications as a commercial function; separate fee allocation remains assumed. ([smithsdetection.com](https://www.smithsdetection.com/digital-innovation/))
    - Evidence informing base-year allocation inputs; displayed values and growth are calculated: Centralized screening supports the image-review function, not an observed software revenue weight. ([smithsdetection.com](https://www.smithsdetection.com/digital-innovation/))
    - Evidence informing forecast-year allocation inputs; displayed values and growth are calculated: Centralized screening supports the image-review function, not an observed software revenue weight. ([smithsdetection.com](https://www.smithsdetection.com/digital-innovation/))
    - Evidence informing base-year allocation inputs; displayed values and growth are calculated: Connectivity, multi-vendor integration and equipment-health applications establish the fleet-management function without proving customer-specific rights or prices. ([smithsdetection.com](https://www.smithsdetection.com/digital-innovation/))
    - Evidence informing forecast-year allocation inputs; displayed values and growth are calculated: Connectivity, multi-vendor integration and equipment-health applications establish the fleet-management function without proving customer-specific rights or prices. ([smithsdetection.com](https://www.smithsdetection.com/digital-innovation/))
    - Evidence informing base-year allocation inputs; displayed values and growth are calculated: ELECTORA is offered for integrating multi-vendor devices, datasets and applications; establishes the vendor-platform category but discloses no category revenue or customer-specific substitution entitlement. ([smithsdetection.com](https://www.smithsdetection.com/digital-innovation/))
    - Evidence informing forecast-year allocation inputs; displayed values and growth are calculated: ELECTORA is offered for integrating multi-vendor devices, datasets and applications; establishes the vendor-platform category but discloses no category revenue or customer-specific substitution entitlement. ([smithsdetection.com](https://www.smithsdetection.com/digital-innovation/))
20. UK Civil Aviation Authority - Threat Image Projection (TIP)
    - Evidence informing base-year allocation inputs; displayed values and growth are calculated: TIP library approval and renewal obligations support continuing software commitments, not the modeled global fee or share. ([caa.co.uk](https://www.caa.co.uk/commercial-industry/security/training-and-human-factors/threat-image-projection/))
    - Evidence informing forecast-year allocation inputs; displayed values and growth are calculated: TIP library approval and renewal obligations support continuing software commitments, not the modeled global fee or share. ([caa.co.uk](https://www.caa.co.uk/commercial-industry/security/training-and-human-factors/threat-image-projection/))

21. Smiths Detection - Service

- Evidence informing base-year allocation inputs; displayed values and growth are calculated: Inclusive capital-equipment support covers labor and parts, requiring a single-count economic allocation across services and goods. ([smithsdetection.com](https://www.smithsdetection.com/service/))
- Evidence informing forecast-year allocation inputs; displayed values and growth are calculated: Inclusive capital-equipment support covers labor and parts, requiring a single-count economic allocation across services and goods. ([smithsdetection.com](https://www.smithsdetection.com/service/))
- Evidence informing base-year allocation inputs; displayed values and growth are calculated: Equipment-specific training and certification are commercial offerings distinct from routine screening staffing. ([smithsdetection.com](https://www.smithsdetection.com/service/))
- Evidence informing forecast-year allocation inputs; displayed values and growth are calculated: Equipment-specific training and certification are commercial offerings distinct from routine screening staffing. ([smithsdetection.com](https://www.smithsdetection.com/service/))
- Evidence informing base-year allocation inputs; displayed values and growth are calculated: The parts-support offering and inclusive contracts corroborate the goods boundary, but not the assumed xx.xx% allocation. ([smithsdetection.com](https://www.smithsdetection.com/service/))
- Evidence informing forecast-year allocation inputs; displayed values and growth are calculated: The parts-support offering and inclusive contracts corroborate the goods boundary, but not the assumed xx.xx% allocation. ([smithsdetection.com](https://www.smithsdetection.com/service/))
- Evidence informing base-year allocation inputs; displayed values and growth are calculated: Describes inclusive labor-and-parts contracts and manufacturer support, supporting nonduplicative lifecycle attribution to projection equipment, not a verified xx.xx% fee. ([smithsdetection.com](https://www.smithsdetection.com/service/))
- Evidence informing forecast-year allocation inputs; displayed values and growth are calculated: Describes inclusive labor-and-parts contracts and manufacturer support, supporting nonduplicative lifecycle attribution to projection equipment, not a verified xx.xx% fee. ([smithsdetection.com](https://www.smithsdetection.com/service/))
- Evidence informing base-year allocation inputs; displayed values and growth are calculated: Supports the existence of manufacturer lifecycle offerings; broad service-footprint counts are not used as CT revenue weights.
- Evidence informing forecast-year allocation inputs; displayed values and growth are calculated: Supports the existence of manufacturer lifecycle offerings; broad service-footprint counts are not used as CT revenue weights.
- Evidence informing base-year allocation inputs; displayed values and growth are calculated: Supports commercial maintenance, refurbishment and parts offerings for portable equipment without establishing baggage-specific service receipts.
- Evidence informing forecast-year allocation inputs; displayed values and growth are calculated: Supports commercial maintenance, refurbishment and parts offerings for portable equipment without establishing baggage-specific service receipts.
- Evidence informing base-year allocation inputs; displayed values and growth are calculated: The manufacturer markets direct on-site support and inclusive capital-equipment labor-and-parts contracts. This supports a continuing manufacturer-service alternative, without measuring a pricing premium. ([smithsdetection.com](https://www.smithsdetection.com/service/))
- Evidence informing forecast-year allocation inputs; displayed values and growth are calculated: The manufacturer markets direct on-site support and inclusive capital-equipment labor-and-parts contracts. This supports a continuing manufacturer-service alternative, without measuring a pricing premium. ([smithsdetection.com](https://www.smithsdetection.com/service/))
- Evidence informing base-year allocation inputs; displayed values and growth are calculated: Manufacturer-provided bundled support is a commercial alternative to separate technical-service procurement, limiting assumptions of unrestricted third-party substitution. ([smithsdetection.com](https://www.smithsdetection.com/service/))
- Evidence informing forecast-year allocation inputs; displayed values and growth are calculated: Manufacturer-provided bundled support is a commercial alternative to separate technical-service procurement, limiting assumptions of unrestricted third-party substitution. ([smithsdetection.com](https://www.smithsdetection.com/service/))

22. Hold baggage screening upgrade, Dublin and Cork Airports, Ireland

- Evidence informing base-year allocation inputs; displayed values and growth are calculated: Separate professional-service appointments cover project controls, design oversight and interface management; the broader construction budget is not used as screening-service revenue. ([neccontract.com](https://www.neccontract.com/projects/hold-baggage-screening-upgrade-dublin-and-cork-airports-ireland))
- Evidence informing forecast-year allocation inputs; displayed values and growth are calculated: Separate professional-service appointments cover project controls, design oversight and interface management; the broader construction budget is not used as screening-service revenue. ([neccontract.com](https://www.neccontract.com/projects/hold-baggage-screening-upgrade-dublin-and-cork-airports-ireland))
- Evidence informing base-year allocation inputs; displayed values and growth are calculated: Describes three upgraded hold-baggage systems delivered through separate construction, baggage-integration and advisory appointments, completed in March 2023. Supports integrated-system attribution without assuming a universal single-prime model.
- Evidence informing forecast-year allocation inputs; displayed values and growth are calculated: Describes three upgraded hold-baggage systems delivered through separate construction, baggage-integration and advisory appointments, completed in March 2023. Supports integrated-system attribution without assuming a universal single-prime model.

23. Corporate Plan 2025-26 to 2029-30 Summary - Financial Overview
    - Evidence informing base-year allocation inputs; displayed values and growth are calculated: CATSA distinguishes major-checkpoint CT replacement from single-view-to-multiview replacement elsewhere, supporting application-specific projection demand and forecast assumptions. It also discloses capital funding subject to reprofile approval. ([catsa-acsta.gc.ca](https://www.catsa-acsta.gc.ca/en/publications/corporate-plan-2025-xx.xx-2029-xx.xx/financial-overview))
    - Evidence informing forecast-year allocation inputs; displayed values and growth are calculated: CATSA distinguishes major-checkpoint CT replacement from single-view-to-multiview replacement elsewhere, supporting application-specific projection demand and forecast assumptions. It also discloses capital funding subject to reprofile approval. ([catsa-acsta.gc.ca](https://www.catsa-acsta.gc.ca/en/publications/corporate-plan-2025-xx.xx-2029-xx.xx/financial-overview))
    - Evidence informing base-year allocation inputs; displayed values and growth are calculated: Identifies single-view equipment as a replacement population, supporting the modeled displacement mechanism rather than an observed global share.
    - Evidence informing forecast-year allocation inputs; displayed values and growth are calculated: Identifies single-view equipment as a replacement population, supporting the modeled displacement mechanism rather than an observed global share.
    - Evidence informing base-year allocation inputs; displayed values and growth are calculated: Multiview remains a planned purchasing destination at non-passenger checkpoints and Class xx.xx airports, qualifying universal CT substitution.
    - Evidence informing forecast-year allocation inputs; displayed values and growth are calculated: Multiview remains a planned purchasing destination at non-passenger checkpoints and Class xx.xx airports, qualifying universal CT substitution.
    - Evidence informing base-year allocation inputs; displayed values and growth are calculated: CT replacement is a stated major-checkpoint investment priority, subject to funding and delivery risks; this supports direction, not the modeled global share.
    - Evidence informing forecast-year allocation inputs; displayed values and growth are calculated: CT replacement is a stated major-checkpoint investment priority, subject to funding and delivery risks; this supports direction, not the modeled global share.
    - Evidence informing base-year allocation inputs; displayed values and growth are calculated: The plan includes additional screening equipment and expansion of existing hold-baggage screening capacity. Its FY2025/xx.xx capital budget is C$xx.xx across mixed activities; plans are not recognized supplier revenue.
    - Evidence informing forecast-year allocation inputs; displayed values and growth are calculated: The plan includes additional screening equipment and expansion of existing hold-baggage screening capacity. Its FY2025/xx.xx capital budget is C$xx.xx across mixed activities; plans are not recognized supplier revenue.
    - Evidence informing base-year allocation inputs; displayed values and growth are calculated: The plan distinguishes replacement of checkpoint X-ray equipment with CT and asset lifecycle renewal from additional capacity. Funding, partner timing and reprofiling qualify forecast realization.
    - Evidence informing forecast-year allocation inputs; displayed values and growth are calculated: The plan distinguishes replacement of checkpoint X-ray equipment with CT and asset lifecycle renewal from additional capacity. Funding, partner timing and reprofiling qualify forecast realization.
24. ECAC CEP Public Equipment List - Explosive Detection Systems, Update 18 April 2025
    - Evidence informing base-year allocation inputs; displayed values and growth are calculated: The April xx.xx 2025 list retains XRD xx.xx supporting the legacy commercial-category premise but not the assumed installed cohort or sales volume. ([ecac-ceac.org](https://www.ecac-ceac.org/images/activities/security/ECAC-CEP-EDS-equipment_public_list_update_20250418.pdf))
    - Evidence informing forecast-year allocation inputs; displayed values and growth are calculated: The April xx.xx 2025 list retains XRD xx.xx supporting the legacy commercial-category premise but not the assumed installed cohort or sales volume. ([ecac-ceac.org](https://www.ecac-ceac.org/images/activities/security/ECAC-CEP-EDS-equipment_public_list_update_20250418.pdf))

25. Partners - HALO X-ray Technologies Ltd

· Evidence informing base-year allocation inputs; displayed values and growth are calculated: Named airport pilots and approximately USD xx.xx and USD xx.xx development programs establish commercialization activity and program scale, not realized annual XRD equipment revenue. ([haloxray.com](https://www.haloxray.com/partners))

· Evidence informing forecast-year allocation inputs; displayed values and growth are calculated: Named airport pilots and approximately USD xx.xx and USD xx.xx development programs establish commercialization activity and program scale, not realized annual XRD equipment revenue. ([haloxray.com](https://www.haloxray.com/partners))

26. Explosives Trace Detectors (ETDs): Market Survey Report, November 2021

· Evidence informing base-year allocation inputs; displayed values and growth are calculated: Historical IONSCAN xx.xx list-price configurations around USD xx.xx-xx.xx constrain the IMS price class; they do not establish 2025 purchasing volumes or realizations. ([dhs.gov](https://dhs.gov/sites/default/files/2021-xx.xx/SAVER_Explosives%20Trace%20Detectors%20MSR_08Nov2021_Final-xx.xx.pdf))

· Evidence informing forecast-year allocation inputs; displayed values and growth are calculated: Historical IONSCAN xx.xx list-price configurations around USD xx.xx-xx.xx constrain the IMS price class; they do not establish 2025 purchasing volumes or realizations. ([dhs.gov](https://dhs.gov/sites/default/files/2021-xx.xx/SAVER_Explosives%20Trace%20Detectors%20MSR_08Nov2021_Final-xx.xx.pdf))

· Evidence informing base-year allocation inputs; displayed values and growth are calculated: The Fido X4 historical USD xx.xx list-price benchmark supports the explicit nominal-price bridge; baggage attribution and unit mix remain modeled.

· Evidence informing forecast-year allocation inputs; displayed values and growth are calculated: The Fido X4 historical USD xx.xx list-price benchmark supports the explicit nominal-price bridge; baggage attribution and unit mix remain modeled.

27. Astrotech Corporation - Form 10-K for the Fiscal Year Ended June 30, 2025

· Evidence informing base-year allocation inputs; displayed values and growth are calculated: Discloses FY2025 product and service revenue, xx.xx deployment locations, and a six-unit USD xx.xx order. These provide a price comparator and supplier-scale check, not baggage-only revenue. ([sec.gov](https://www.sec.gov/Archives/edgar/data/xx.xx/xx.xx/astc20250630_10k.htm))

· Evidence informing forecast-year allocation inputs; displayed values and growth are calculated: Discloses FY2025 product and service revenue, xx.xx deployment locations, and a six-unit USD xx.xx order. These provide a price comparator and supplier-scale check, not baggage-only revenue. ([sec.gov](https://www.sec.gov/Archives/edgar/data/xx.xx/xx.xx/astc20250630_10k.htm))

28. Astrotech Corporation - Form 10-K for the Fiscal Year Ended June 30, 2026

· Evidence informing base-year allocation inputs; displayed values and growth are calculated: Reports eight TRACER units sold in FY2025 versus three in FY2026, identifies grant-related revenue within FY2025 product revenue, and describes a potential subsidiary sale. These constrain MS attribution and forecast optimism. ([sec.gov](https://www.sec.gov/Archives/edgar/data/xx.xx/xx.xx/astc20260630_10k.htm))

· Evidence informing forecast-year allocation inputs; displayed values and growth are calculated: Reports eight TRACER units sold in FY2025 versus three in FY2026, identifies grant-related revenue within FY2025 product revenue, and describes a potential subsidiary sale. These constrain MS attribution and forecast optimism. ([sec.gov](https://www.sec.gov/Archives/edgar/data/xx.xx/xx.xx/astc20260630_10k.htm))

29. Liquid Explosive Detector, Bottle Liquid Scanner, Insight - Agilent

· Evidence informing base-year allocation inputs; displayed values and growth are calculated: Identifies Raman-based airport resolution products and dated September 2025 launch and May 2026 contract announcements. Supports category continuity and adoption premises, not global unit or revenue shares. ([agilent.com](https://www.agilent.com/en/product/molecular-spectroscopy/raman-spectroscopy/raman-aviation-security-systems/insight-series-alarm-resolution-systems))

· Evidence informing forecast-year allocation inputs; displayed values and growth are calculated: Identifies Raman-based airport resolution products and dated September 2025 launch and May 2026 contract announcements. Supports category continuity and adoption premises, not global unit or revenue shares. ([agilent.com](https://www.agilent.com/en/product/molecular-spectroscopy/raman-spectroscopy/raman-aviation-security-systems/insight-series-alarm-resolution-systems))

30. Bottle Liquid Scanner for Sale from China - Securina

· Evidence informing base-year allocation inputs; displayed values and growth are calculated: Positions microwave-based liquid-screening products for airports and customs. Supports commercial classification only; prices, authorization and purchasing weights remain assumptions. ([securinadetection.com](https://www.securinadetection.com/Bottle-Liquid-Scanner-Manufacturer-China.html))

· Evidence informing forecast-year allocation inputs; displayed values and growth are calculated: Positions microwave-based liquid-screening products for airports and customs. Supports commercial classification only; prices, authorization and purchasing weights remain assumptions. ([securinadetection.com](https://www.securinadetection.com/Bottle-Liquid-Scanner-Manufacturer-China.html))

31. Quick, Accurate Threat-Detection Scanner for Liquid, Aerosol, and Gels Eases and Secures Air Travel Worldwide

· Evidence informing base-year allocation inputs; displayed values and growth are calculated: Identifies LS10 as a complete commercial liquid scanner combining RF and ultrasonic capabilities, supporting nonduplicative complete-product attribution. ([battelle.org](https://www.battelle.org/insights/case-studies/case-study-details/quick-accurate-threat-detection-scanner-for-liquid-aerosol-and-gels-eases-and-secures-air-travel-worldwide))

· Evidence informing forecast-year allocation inputs; displayed values and growth are calculated: Identifies LS10 as a complete commercial liquid scanner combining RF and ultrasonic capabilities, supporting nonduplicative complete-product attribution. ([battelle.org](https://www.battelle.org/insights/case-studies/case-study-details/quick-accurate-threat-detection-scanner-for-liquid-aerosol-and-gels-eases-and-secures-air-travel-worldwide))

32. ECAC CEP Public Equipment List - Liquid Explosive Detection Systems, Update 10 July 2025

· Evidence informing base-year allocation inputs; displayed values and growth are calculated: The July xx.xx 2025 list includes One Resonance Sensors MobiLab BLS. This supports retained listed status for a named product, not active supply, paid installed stock or observed receipts. ([ecac-ceac.org](https://www.ecac-ceac.org/images/activities/security/ECAC-CEP-LEDS%20equipment%20public%20list-update%xx.xx-xx.xx-rev1.pdf))

· Evidence informing forecast-year allocation inputs; displayed values and growth are calculated: The July xx.xx 2025 list includes One Resonance Sensors MobiLab BLS. This supports retained listed status for a named product, not active supply, paid installed stock or observed receipts. ([ecac-ceac.org](https://www.ecac-ceac.org/images/activities/security/ECAC-CEP-LEDS%20equipment%20public%20list-update%xx.xx-xx.xx-rev1.pdf))

33. MobiLab BLS Bottled Liquid Scanner Endorsed By European Civil Aviation Conference

· Evidence informing base-year allocation inputs; displayed values and growth are calculated: The company's May xx.xx 2014 announcement identifies MobiLab BLS as an NMR-based airport liquid scanner and states that orders were being accepted. Establishes historical commercial offering, not 2025 deliveries. ([prnewswire.com](https://www.prnewswire.com/news-releases/mobilab-bls-bottled-liquid-scanner-endorsed-by-european-civil-aviation-conference-xx.xx.html))

· Evidence informing forecast-year allocation inputs; displayed values and growth are calculated: The company's May xx.xx 2014 announcement identifies MobiLab BLS as an NMR-based airport liquid scanner and states that orders were being accepted. Establishes historical commercial offering, not 2025 deliveries. ([prnewswire.com](https://www.prnewswire.com/news-releases/mobilab-bls-bottled-liquid-scanner-endorsed-by-european-civil-aviation-conference-xx.xx.html))

34. SafePointe BLS Powered by ORS - Bottled Liquid Explosives Detection Solution

· Evidence informing base-year allocation inputs; displayed values and growth are calculated: The branded supplier brochure documents an ORS-powered bottled-liquid product channel. Its availability does not establish current orders or support continuity; it supports only the legacy-channel modeling premise. ([uploads-ssl.webflow.com](https://uploads-ssl.webflow.com/608330bcae48962bf6d7ff37/6149f80be6c30d34b5e3debe_BLS-Flyer-Compressed.pdf))

· Evidence informing forecast-year allocation inputs; displayed values and growth are calculated: The branded supplier brochure documents an ORS-powered bottled-liquid product channel. Its availability does not establish current orders or support continuity; it supports only the legacy-channel modeling premise. ([uploads-ssl.webflow.com](https://uploads-ssl.webflow.com/608330bcae48962bf6d7ff37/6149f80be6c30d34b5e3debe_BLS-Flyer-Compressed.pdf))

35. Florida Division of Corporations - One Resonance Sensors, LLC, Entity Detail

· Evidence informing base-year allocation inputs; displayed values and growth are calculated: The official registry records One Resonance Sensors, LLC as inactive following administrative dissolution on September xx.xx 2019. This counterevidence constrains continuity assumptions but does not prove zero surviving product support. ([search.sunbiz.org](https://search.sunbiz.org/Inquiry/CorporationSearch/SearchResultDetail?aggregateId=flal-l11000122986-c57f60b3-690d-4c87-836a-9aeb045075e8&directionType=CurrentList&inquirytype=EntityName&listNameOrder=ONERESONANCESENSORS+L110001229860&searchNameOrder=ONERESONANCESENSORS+L110001229860&searchTerm=ONE+RED+AMPERSAND+LLC))

· Evidence informing forecast-year allocation inputs; displayed values and growth are calculated: The official registry records One Resonance Sensors, LLC as inactive following administrative dissolution on September xx.xx 2019. This counterevidence constrains continuity assumptions but does not prove zero surviving product support. ([search.sunbiz.org](https://search.sunbiz.org/Inquiry/CorporationSearch/SearchResultDetail?aggregateId=flal-l11000122986-c57f60b3-690d-4c87-836a-9aeb045075e8&directionType=CurrentList&inquirytype=EntityName&listNameOrder=ONERESONANCESENSORS+L110001229860&searchNameOrder=ONERESONANCESENSORS+L110001229860&searchTerm=ONE+RED+AMPERSAND+LLC))

36. Explosive Detection - Teledyne FLIR Defense

· Evidence informing base-year allocation inputs; displayed values and growth are calculated: Lists offered Fido X-series products and service support, supporting commercial offering continuity only, not airport-specific eligibility or sales weights. ([flir.com](https://www.flir.com/threat-detection/explosives/))

· Evidence informing forecast-year allocation inputs; displayed values and growth are calculated: Lists offered Fido X-series products and service support, supporting commercial offering continuity only, not airport-specific eligibility or sales weights. ([flir.com](https://www.flir.com/threat-detection/explosives/))

37. Scintrex Trace E3500 Explosive Trace Detection Unit - SecurityPro USA

· Evidence informing base-year allocation inputs; displayed values and growth are calculated: The distributor offers E3500 chemiluminescence equipment and identifies customs/border applications. Supports a commercial category lead, not measured airport purchasing or the assumed price. ([securityprousa.com](https://www.securityprousa.com/collections/explosive-detection/products/scintrex-trace-e3500-explosive-trace-detection-unit))

· Evidence informing forecast-year allocation inputs; displayed values and growth are calculated: The distributor offers E3500 chemiluminescence equipment and identifies customs/border applications. Supports a commercial category lead, not measured airport purchasing or the assumed price. ([securityprousa.com](https://www.securityprousa.com/collections/explosive-detection/products/scintrex-trace-e3500-explosive-trace-detection-unit))

38. Portable Explosive Detector - Trace Detector EVD-3000+

- Evidence informing base-year allocation inputs; displayed values and growth are calculated: The distributor offers EVD-xx.xx+ thermo-redox equipment. Supports offered-product classification, not airport authorization, purchasing volume or the modeled realization. ([securityprousa.com](https://www.securityprousa.com/products/scintrex-trace-evd-xx.xx-portable-trace-detection-unit))
- Evidence informing forecast-year allocation inputs; displayed values and growth are calculated: The distributor offers EVD-xx.xx+ thermo-redox equipment. Supports offered-product classification, not airport authorization, purchasing volume or the modeled realization. ([securityprousa.com](https://www.securityprousa.com/products/scintrex-trace-evd-xx.xx-portable-trace-detection-unit))

39. CATSA's Purchase Order Terms and Conditions

- Evidence informing base-year allocation inputs; displayed values and growth are calculated: Contract terms constrain maintenance, parts and consumables escalation, qualifying unrestricted aftermarket pricing assumptions in the projection lifecycle model. ([catsa-acsta.gc.ca](https://www.catsa-acsta.gc.ca/en/publications/catsa-s-purchase-order-terms-and-conditions))
- Evidence informing forecast-year allocation inputs; displayed values and growth are calculated: Contract terms constrain maintenance, parts and consumables escalation, qualifying unrestricted aftermarket pricing assumptions in the projection lifecycle model. ([catsa-acsta.gc.ca](https://www.catsa-acsta.gc.ca/en/publications/catsa-s-purchase-order-terms-and-conditions))
- Evidence informing base-year allocation inputs; displayed values and growth are calculated: Contractual price limits constrain the pricing premise, but do not verify CT-specific global support receipts.
- Evidence informing forecast-year allocation inputs; displayed values and growth are calculated: Contractual price limits constrain the pricing premise, but do not verify CT-specific global support receipts.
- Evidence informing base-year allocation inputs; displayed values and growth are calculated: Maintenance and consumable escalation limits qualify the trace-platform pricing assumption rather than establishing the modeled IMS share.
- Evidence informing forecast-year allocation inputs; displayed values and growth are calculated: Maintenance and consumable escalation limits qualify the trace-platform pricing assumption rather than establishing the modeled IMS share.
- Evidence informing base-year allocation inputs; displayed values and growth are calculated: The pre-existing-software clause grants broad license rights without transferring ownership; proprietary ownership alone therefore cannot establish the Closed revenue numerator. ([catsa-acsta.gc.ca](https://www.catsa-acsta.gc.ca/en/publications/catsa-s-purchase-order-terms-and-conditions))
- Evidence informing forecast-year allocation inputs; displayed values and growth are calculated: The pre-existing-software clause grants broad license rights without transferring ownership; proprietary ownership alone therefore cannot establish the Closed revenue numerator. ([catsa-acsta.gc.ca](https://www.catsa-acsta.gc.ca/en/publications/catsa-s-purchase-order-terms-and-conditions))
- Evidence informing base-year allocation inputs; displayed values and growth are calculated: Software modification rights are not themselves proof of standards-based interfaces or independent component substitution; supports conservative classification. ([catsa-acsta.gc.ca](https://www.catsa-acsta.gc.ca/en/publications/catsa-s-purchase-order-terms-and-conditions))
- Evidence informing forecast-year allocation inputs; displayed values and growth are calculated: Software modification rights are not themselves proof of standards-based interfaces or independent component substitution; supports conservative classification. ([catsa-acsta.gc.ca](https://www.catsa-acsta.gc.ca/en/publications/catsa-s-purchase-order-terms-and-conditions))

40. Liquids Scanner for Airport Security - UC Davis
    - Evidence informing base-year allocation inputs; displayed values and growth are calculated: The February xx.xx 2011 account establishes a development contract and licensing relationship. Its development allocation is excluded from 2025 receipts and does not establish a surviving commercial cohort. ([ucdavis.edu](https://www.ucdavis.edu/news/liquids-scanner-airport-security))
    - Evidence informing forecast-year allocation inputs; displayed values and growth are calculated: The February xx.xx 2011 account establishes a development contract and licensing relationship. Its development allocation is excluded from 2025 receipts and does not establish a surviving commercial cohort. ([ucdavis.edu](https://www.ucdavis.edu/news/liquids-scanner-airport-security))
41. Open Architecture for Airport Security Systems, Second Edition
    - Evidence informing base-year allocation inputs; displayed values and growth are calculated: Distinguishes proprietary integration from interoperable connections, supporting the category boundary rather than an observed revenue share. ([aci-europe.org](https://aci-europe.org/downloads/resources/Open%20Architecture%20for%20Airport%20Security%20Systems%202nd%20Edition.pdf))
    - Evidence informing forecast-year allocation inputs; displayed values and growth are calculated: Distinguishes proprietary integration from interoperable connections, supporting the category boundary rather than an observed revenue share. ([aci-europe.org](https://aci-europe.org/downloads/resources/Open%20Architecture%20for%20Airport%20Security%20Systems%202nd%20Edition.pdf))
    - Evidence informing base-year allocation inputs; displayed values and growth are calculated: Integration does not guarantee interoperability; this constrains attribution of vendor-mediated configurations. ([aci-europe.org](https://aci-europe.org/downloads/resources/Open%20Architecture%20for%20Airport%20Security%20Systems%202nd%20Edition.pdf))
    - Evidence informing forecast-year allocation inputs; displayed values and growth are calculated: Integration does not guarantee interoperability; this constrains attribution of vendor-mediated configurations. ([aci-europe.org](https://aci-europe.org/downloads/resources/Open%20Architecture%20for%20Airport%20Security%20Systems%202nd%20Edition.pdf))
    - Evidence informing base-year allocation inputs; displayed values and growth are calculated: Allows identified partial compliance and discusses accountable integration responsibilities; supports scoped open attribution, not whole-purchase reclassification. ([aci-europe.org](https://aci-europe.org/downloads/resources/Open%20Architecture%20for%20Airport%20Security%20Systems%202nd%20Edition.pdf))
    - Evidence informing forecast-year allocation inputs; displayed values and growth are calculated: Allows identified partial compliance and discusses accountable integration responsibilities; supports scoped open attribution, not whole-purchase reclassification. ([aci-europe.org](https://aci-europe.org/downloads/resources/Open%20Architecture%20for%20Airport%20Security%20Systems%202nd%20Edition.pdf))

42. CATSA 2025 Annual Report - Overview of Activities

- Evidence informing base-year allocation inputs; displayed values and growth are calculated: Reports xx.xx CATSA Plus lines across xx.xx airports serving more than xx.xx% of passengers in 2024/xx.xx; provides an independent integration-activity check, not a direct value allocation. ([catsa-acsta.gc.ca](https://www.catsa-acsta.gc.ca/en/publications/2025-annual-report/overview-activities))
- Evidence informing forecast-year allocation inputs; displayed values and growth are calculated: Reports xx.xx CATSA Plus lines across xx.xx airports serving more than xx.xx% of passengers in 2024/xx.xx; provides an independent integration-activity check, not a direct value allocation. ([catsa-acsta.gc.ca](https://www.catsa-acsta.gc.ca/en/publications/2025-annual-report/overview-activities))
- Evidence informing base-year allocation inputs; displayed values and growth are calculated: The reported modernized passenger coverage constrains an assumption of universally standalone activity, while leaving commercial architecture and revenue attribution unresolved. ([catsa-acsta.gc.ca](https://www.catsa-acsta.gc.ca/en/publications/2025-annual-report/overview-activities))
- Evidence informing forecast-year allocation inputs; displayed values and growth are calculated: The reported modernized passenger coverage constrains an assumption of universally standalone activity, while leaving commercial architecture and revenue attribution unresolved. ([catsa-acsta.gc.ca](https://www.catsa-acsta.gc.ca/en/publications/2025-annual-report/overview-activities))
- Evidence informing forecast-year allocation inputs; displayed values and growth are calculated: The annual report identifies enhanced non-passenger requirements and implementation planned from spring 2025. This supports a conditional modernization premise, not the modeled global uptake factor.
- Evidence informing base-year allocation inputs; displayed values and growth are calculated: Reports xx.xx CATSA Plus lines and more than xx.xx% passenger coverage in 2024/xx.xx; provides a Canadian adoption comparator, not a global local-review revenue weight. ([catsa-acsta.gc.ca](https://www.catsa-acsta.gc.ca/en/publications/2025-annual-report/overview-activities))
- Evidence informing forecast-year allocation inputs; displayed values and growth are calculated: Reports xx.xx CATSA Plus lines and more than xx.xx% passenger coverage in 2024/xx.xx; provides a Canadian adoption comparator, not a global local-review revenue weight. ([catsa-acsta.gc.ca](https://www.catsa-acsta.gc.ca/en/publications/2025-annual-report/overview-activities))
- Evidence informing base-year allocation inputs; displayed values and growth are calculated: Identifies remote screening within CATSA Plus and quantifies deployment; constrains the commercial-adoption premise but does not establish each review room's location. ([catsa-acsta.gc.ca](https://www.catsa-acsta.gc.ca/en/publications/2025-annual-report/overview-activities))
- Evidence informing forecast-year allocation inputs; displayed values and growth are calculated: Identifies remote screening within CATSA Plus and quantifies deployment; constrains the commercial-adoption premise but does not establish each review room's location. ([catsa-acsta.gc.ca](https://www.catsa-acsta.gc.ca/en/publications/2025-annual-report/overview-activities))
- Evidence informing base-year allocation inputs; displayed values and growth are calculated: Deployment coverage constrains the addressable network-enabled pool; it does not disclose hybrid contracts or justify the modeled hybrid percentage. ([catsa-acsta.gc.ca](https://www.catsa-acsta.gc.ca/en/publications/2025-annual-report/overview-activities))
- Evidence informing forecast-year allocation inputs; displayed values and growth are calculated: Deployment coverage constrains the addressable network-enabled pool; it does not disclose hybrid contracts or justify the modeled hybrid percentage. ([catsa-acsta.gc.ca](https://www.catsa-acsta.gc.ca/en/publications/2025-annual-report/overview-activities))

43. CATSA - Beyond the Checkpoint, December 2025

- Evidence informing base-year allocation inputs; displayed values and growth are calculated: Reports xx.xx operational CT machines at eight airports and a modular-line average of xx.xx passengers per hour versus xx.xx for traditional multi-split lines; supports the bounded throughput-to-unit bridge and phased-deployment premise. ([catsa-acsta.gc.ca](https://www.catsa-acsta.gc.ca/en/about-us/beyond-checkpoint-2025-december))
- Evidence informing forecast-year allocation inputs; displayed values and growth are calculated: Reports xx.xx operational CT machines at eight airports and a modular-line average of xx.xx passengers per hour versus xx.xx for traditional multi-split lines; supports the bounded throughput-to-unit bridge and phased-deployment premise. ([catsa-acsta.gc.ca](https://www.catsa-acsta.gc.ca/en/about-us/beyond-checkpoint-2025-december))

44. Smiths Detection Delivers Fully Automated International Remote Baggage Screening System Between South Korea and the United States

- Evidence informing base-year allocation inputs; displayed values and growth are calculated: The January xx.xx 2026 disclosure identifies xx.xx software licenses and DICOS V3.xx.xx exchange, and dates operational service to August 2025. Supports commercial standards-based activity and forecast feasibility, not an observed global share or a confirmed 2025 license inventory. ([smithsdetection.com](https://www.smithsdetection.com/press-releases/smiths-detection-delivers-fully-automated-international-remote-baggage-screening-system-between-south-korea-and-the-united-states/))
- Evidence informing forecast-year allocation inputs; displayed values and growth are calculated: The January xx.xx 2026 disclosure identifies xx.xx software licenses and DICOS V3.xx.xx exchange, and dates operational service to August 2025. Supports commercial standards-based activity and forecast feasibility, not an observed global share or a confirmed 2025 license inventory. ([smithsdetection.com](https://www.smithsdetection.com/press-releases/smiths-detection-delivers-fully-automated-international-remote-baggage-screening-system-between-south-korea-and-the-united-states/))

45. SeeTrue Marks Milestone with Over 100 X-ray Checkpoint Installations of Advanced AI-Based Threat Detection Software

- Evidence informing base-year allocation inputs; displayed values and growth are calculated: The December xx.xx 2024 announcement reports the 100th operational screening lane across airports and other sectors. Provides a limited commercial-adoption scale check; it is neither airport-only nor a census of standards-based entitlements. ([seetrue.ai](https://www.seetrue.ai/seetrue-marks-milestone-with-over-xx.xx-x-ray-checkpoint-installations-of-advanced-ai-based-threat-detection-software/))
- Evidence informing forecast-year allocation inputs; displayed values and growth are calculated: The December xx.xx 2024 announcement reports the 100th operational screening lane across airports and other sectors. Provides a limited commercial-adoption scale check; it is neither airport-only nor a census of standards-based entitlements. ([seetrue.ai](https://www.seetrue.ai/seetrue-marks-milestone-with-over-xx.xx-x-ray-checkpoint-installations-of-advanced-ai-based-threat-detection-software/))

46. Scarabee's Checkpoint Property Screening System to be deployed at DEN

- Evidence informing base-year allocation inputs; displayed values and growth are calculated: Describes a xx.xx-lane Denver award combining Scarabee lanes with Smiths scanners. Corroborates a commercial mixed-supplier integration route; an award is not realized annual revenue or proof of unrestricted interoperability. ([daifukuatec.com](https://daifukuatec.com/news/scarabees-checkpoint-property-screening-system-to-be-deployed-at-den))
- Evidence informing forecast-year allocation inputs; displayed values and growth are calculated: Describes a xx.xx-lane Denver award combining Scarabee lanes with Smiths scanners. Corroborates a commercial mixed-supplier integration route; an award is not realized annual revenue or proof of unrestricted interoperability. ([daifukuatec.com](https://daifukuatec.com/news/scarabees-checkpoint-property-screening-system-to-be-deployed-at-den))

47. CATSA Annual Report 2024 - Management's Discussion and Analysis

- Evidence informing base-year allocation inputs; displayed values and growth are calculated: FY2023/xx.xx pre-board capital appropriations used of C$xx.xx provide the second period in the non-passenger-to-cabin purchasing comparison.
- Evidence informing base-year allocation inputs; displayed values and growth are calculated: FY2023/xx.xx non-passenger capital appropriations used of C$xx.xx enter the two-period activity proxy; they do not identify the property-only fraction.
- Evidence informing forecast-year allocation inputs; displayed values and growth are calculated: FY2023/xx.xx non-passenger capital appropriations used of C$xx.xx enter the two-period activity proxy; they do not identify the property-only fraction.

48. Smiths Detection confirm order of 91 advanced scanners for new terminals at Moscow Sheremetyevo International Airport
    - Evidence informing base-year allocation inputs; displayed values and growth are calculated: The dated airport deployment includes xx.xx entrance baggage systems and xx.xx cabin-checkpoint systems. Their ratio supplies a historical relative-density proxy, subsequently discounted for assumed global coverage.
    - Evidence informing forecast-year allocation inputs; displayed values and growth are calculated: The dated airport deployment includes xx.xx entrance baggage systems and xx.xx cabin-checkpoint systems. Their ratio supplies a historical relative-density proxy, subsequently discounted for assumed global coverage.
49. Cochin International Airport Selects Smiths Detection's CTX 9800 for Next-Generation Hold Baggage Screening
    - Evidence informing base-year allocation inputs; displayed values and growth are calculated: The May 2017 deployment identifies xx.xx customs baggage systems alongside four hold-baggage systems. This supports the customs-intensive historical configuration proxy, not current global fleet or revenue observations.
    - Evidence informing forecast-year allocation inputs; displayed values and growth are calculated: The May 2017 deployment identifies xx.xx customs baggage systems alongside four hold-baggage systems. This supports the customs-intensive historical configuration proxy, not current global fleet or revenue observations.
50. CATSA Functions, Programs and Activities
    - Evidence informing base-year allocation inputs; displayed values and growth are calculated: Hold-baggage activities include equipment purchase, baggage-handling integration and equipment maintenance, supporting the checked-baggage capital and lifecycle boundary.
    - Evidence informing forecast-year allocation inputs; displayed values and growth are calculated: Hold-baggage activities include equipment purchase, baggage-handling integration and equipment maintenance, supporting the checked-baggage capital and lifecycle boundary.
    - Evidence informing base-year allocation inputs; displayed values and growth are calculated: Non-passenger screening covers airport workers and their belongings; only attributable property-screening offerings enter this allocation.
    - Evidence informing forecast-year allocation inputs; displayed values and growth are calculated: Non-passenger screening covers airport workers and their belongings; only attributable property-screening offerings enter this allocation.
51. Fraport TAV Antalya Airport - About the security control itself
    - Evidence informing base-year allocation inputs; displayed values and growth are calculated: The airport operator distinguishes terminal-entry security from a subsequent checkpoint. This supports a separate entrance-screening mission while providing no global prevalence or spending share.
    - Evidence informing forecast-year allocation inputs; displayed values and growth are calculated: The airport operator distinguishes terminal-entry security from a subsequent checkpoint. This supports a separate entrance-screening mission while providing no global prevalence or spending share.
52. EMSD VoiceLink, Issue 79, June 2026 - EMSD Provides Comprehensive Support for Terminal 2 Commissioning
    - Evidence informing forecast-year allocation inputs; displayed values and growth are calculated: The June 2026 account identifies baggage-and-parcel equipment procurement and installation for the customs authority at Terminal xx.xx. It supports a separate commissioning mission but does not isolate baggage expenditure.
53. GAO-26-107811 - Guam: Considerations for Evaluating Alternative Customs Models and Potential Economic Effects
    - Evidence informing base-year allocation inputs; displayed values and growth are calculated: The audit identifies two historical airport-customs baggage systems inactive for years and delayed replacement procurement. This challenges conversion of installed stock or acknowledged need directly into annual equipment and support revenue.
    - Evidence informing forecast-year allocation inputs; displayed values and growth are calculated: The audit identifies two historical airport-customs baggage systems inactive for years and delayed replacement procurement. This challenges conversion of installed stock or acknowledged need directly into annual equipment and support revenue.

54. Bennet, Moran, Van Hollen, Boozman Introduce Bill to Bolster Aviation Safety
    - Evidence informing base-year allocation inputs; displayed values and growth are calculated: The July xx.xx 2025 official release identifies xx.xx U.S. screening lanes, used as agency purchasing-exposure calibration rather than observed annual equipment sales.
    - Evidence informing forecast-year allocation inputs; displayed values and growth are calculated: The July xx.xx 2025 official release identifies xx.xx U.S. screening lanes, used as agency purchasing-exposure calibration rather than observed annual equipment sales.
55. Bank of Canada - Annual exchange rates
    - Evidence informing base-year allocation inputs; displayed values and growth are calculated: Annual exchange-rate observations support the inherited fiscal-period approximation of xx.xx Canadian dollars per U.S. dollar; this is not a transaction-weighted exchange rate.
    - Evidence informing forecast-year allocation inputs; displayed values and growth are calculated: Annual exchange-rate observations support the inherited fiscal-period approximation of xx.xx Canadian dollars per U.S. dollar; this is not a transaction-weighted exchange rate.
56. Japan’s leading airline revolutionizes check in experience with new Smiths Detection technology
    - Evidence informing base-year allocation inputs; displayed values and growth are calculated: The August 2023 announcement identifies JAL as customer for five screening ecosystems and reports xx.xx deployed iLane units across Japan. These are historical commercial-stock anchors, not an airline-only fleet or 2025 sales observation.
    - Evidence informing forecast-year allocation inputs; displayed values and growth are calculated: The August 2023 announcement identifies JAL as customer for five screening ecosystems and reports xx.xx deployed iLane units across Japan. These are historical commercial-stock anchors, not an airline-only fleet or 2025 sales observation.
57. Narita International Airport anticipates threats with integrated solutions
    - Evidence informing base-year allocation inputs; displayed values and growth are calculated: Identifies Narita airport as a screening-technology customer and describes xx.xx lane-related installations, qualifying any assumption that the supplier's Japanese installed stock was purchased entirely by airlines.
    - Evidence informing forecast-year allocation inputs; displayed values and growth are calculated: Identifies Narita airport as a screening-technology customer and describes xx.xx lane-related installations, qualifying any assumption that the supplier's Japanese installed stock was purchased entirely by airlines.
58. MLIT - 保安検査の実施主体が変わります！ - June 27, 2025
    - Evidence informing forecast-year allocation inputs; displayed values and growth are calculated: The June xx.xx 2025 announcement targets transfer of security-screening responsibility from airlines to airport managers, with leading cases targeted in FY2026. Supports a conditional reduction in airline purchasing, not an observed contract-transfer percentage.
    - Evidence informing forecast-year allocation inputs; displayed values and growth are calculated: The transfer direction supports modeled airport-manager purchasing gains. Continued shared financing does not imply equal purchasing shares.
59. ICTS International N.V. - Annual Report for the year ended December 31, 2025
    - Evidence informing base-year allocation inputs; displayed values and growth are calculated: Discloses USD xx.xx company-wide property/equipment purchases and USD xx.xx airport-security revenue in 2025. Supports an asset-light purchasing-intensity proxy; the in-scope fraction and global expansion remain assumptions.
    - Evidence informing forecast-year allocation inputs; displayed values and growth are calculated: Discloses USD xx.xx company-wide property/equipment purchases and USD xx.xx airport-security revenue in 2025. Supports an asset-light purchasing-intensity proxy; the in-scope fraction and global expansion remain assumptions.

60. EU Publications Office - Purchase and maintenance of non-intrusive X-ray inspection equipment for baggage and air cargo volume control
    - Evidence informing base-year allocation inputs; displayed values and growth are calculated: Identifies Autoridade Tributária e Aduaneira as buyer and reports a 2026 award of EUR xx.xx across four lots for baggage/air-cargo inspection equipment and maintenance. Provides a buyer-role and commercial-scale comparator, not 2025 baggage-only annual expenditure.
    - Evidence informing forecast-year allocation inputs; displayed values and growth are calculated: Identifies Autoridade Tributária e Aduaneira as buyer and reports a 2026 award of EUR xx.xx across four lots for baggage/air-cargo inspection equipment and maintenance. Provides a buyer-role and commercial-scale comparator, not 2025 baggage-only annual expenditure.
61. ACI World - Busiest Airports in the World
    - Evidence informing base-year allocation inputs; displayed values and growth are calculated: Reports approximately xx.xx international airport passenger movements in 2025. Half provides an approximate arrival-movement scale check before transfer exclusions, not a customs examination or equipment-purchasing weight.
    - Evidence informing forecast-year allocation inputs; displayed values and growth are calculated: Reports approximately xx.xx international airport passenger movements in 2025. Half provides an approximate arrival-movement scale check before transfer exclusions, not a customs examination or equipment-purchasing weight.
62. Heathrow announces £2.3bn accelerated investment plan to upgrade the UK's international gateway to growth
    - Evidence informing base-year allocation inputs; displayed values and growth are calculated: Reports GBP xx.xx invested in security-lane upgrades during 2024, supporting material airport-directed purchasing. Broader infrastructure obligations and historical timing prevent treating the amount as 2025 in-scope market receipts.
    - Evidence informing forecast-year allocation inputs; displayed values and growth are calculated: Reports GBP xx.xx invested in security-lane upgrades during 2024, supporting material airport-directed purchasing. Broader infrastructure obligations and historical timing prevent treating the amount as 2025 in-scope market receipts.
63. Fraport Assumes Responsibility for Aviation Security Checks at Frankfurt Airport
    - Evidence informing base-year allocation inputs; displayed values and growth are calculated: Documents Fraport's checkpoint-management responsibility from January 2023, six initial CT-equipped lanes and three contracted screening providers. Supports distinguishing an airport commissioning role from regulator oversight and contracted screening labor.
    - Evidence informing forecast-year allocation inputs; displayed values and growth are calculated: Documents Fraport's checkpoint-management responsibility from January 2023, six initial CT-equipped lanes and three contracted screening providers. Supports distinguishing an airport commissioning role from regulator oversight and contracted screening labor.
64. Advanced Cabin Baggage Screening - Computed Tomography Implementation Guide
    - Evidence informing base-year allocation inputs; displayed values and growth are calculated: Distinguishes standalone CT, including equipment-local conveyance, from integrated screening-lane configurations; supports attribution boundaries, not a revenue weight.
    - Evidence informing forecast-year allocation inputs; displayed values and growth are calculated: Distinguishes standalone CT, including equipment-local conveyance, from integrated screening-lane configurations; supports attribution boundaries, not a revenue weight.
    - Evidence informing base-year allocation inputs; displayed values and growth are calculated: Identifies automated tray-return and automated screening-lane integration as commercially distinct configurations; supports the lane-integrated category definition.
    - Evidence informing forecast-year allocation inputs; displayed values and growth are calculated: Identifies automated tray-return and automated screening-lane integration as commercially distinct configurations; supports the lane-integrated category definition.

65. GAO-12-266 - Checked Baggage Screening: TSA Has Deployed Optimal Systems at the Majority of TSA-Regulated Airports, but Could Strengthen Cost Estimates

- Evidence informing base-year allocation inputs; displayed values and growth are calculated: The December 2011 table reports xx.xx standalone EDS alongside xx.xx in-line EDS; this historical machine-count comparator constrains, but does not determine, the current global allocation.
- Evidence informing forecast-year allocation inputs; displayed values and growth are calculated: The December 2011 table reports xx.xx standalone EDS alongside xx.xx in-line EDS; this historical machine-count comparator constrains, but does not determine, the current global allocation.
- Evidence informing base-year allocation inputs; displayed values and growth are calculated: Reports xx.xx in-line EDS across xx.xx in-line systems and distinguishes equipment counts from integrated-system counts; supports the historical configuration bridge.
- Evidence informing forecast-year allocation inputs; displayed values and growth are calculated: Reports xx.xx in-line EDS across xx.xx in-line systems and distinguishes equipment counts from integrated-system counts; supports the historical configuration bridge.

66. Smiths Detection selected as security technology provider to International Airport Heraklion Crete

- Evidence informing base-year allocation inputs; displayed values and growth are calculated: The September xx.xx 2025 announcement identifies eight cabin CT scanners and eight automated tray-return systems for Heraklion, with installation planned across late 2025 and mid-2026; supports ongoing integrated procurement, not realized annual revenue.
- Evidence informing forecast-year allocation inputs; displayed values and growth are calculated: The September xx.xx 2025 announcement identifies eight cabin CT scanners and eight automated tray-return systems for Heraklion, with installation planned across late 2025 and mid-2026; supports ongoing integrated procurement, not realized annual revenue.

67. Centralised Image Processing: The Impact on Security Checkpoints

- Evidence informing base-year allocation inputs; displayed values and growth are calculated: Distinguishes checkpoint-local image review from separate-room arrangements; supports retaining networked local activity rather than automatically assigning it to remote review. ([casra.ch](https://casra.ch/wp-content/uploads/2021/xx.xx/Kuhn-2017.-Centralised-image-processing.pdf))
- Evidence informing forecast-year allocation inputs; displayed values and growth are calculated: Distinguishes checkpoint-local image review from separate-room arrangements; supports retaining networked local activity rather than automatically assigning it to remote review. ([casra.ch](https://casra.ch/wp-content/uploads/2021/xx.xx/Kuhn-2017.-Centralised-image-processing.pdf))
- Evidence informing base-year allocation inputs; displayed values and growth are calculated: Describes separate screening rooms and established remote hold-baggage review at larger airports; supports the cohort-maturity premise, not a numerical global share. ([casra.ch](https://casra.ch/wp-content/uploads/2021/xx.xx/Kuhn-2017.-Centralised-image-processing.pdf))
- Evidence informing forecast-year allocation inputs; displayed values and growth are calculated: Describes separate screening rooms and established remote hold-baggage review at larger airports; supports the cohort-maturity premise, not a numerical global share. ([casra.ch](https://casra.ch/wp-content/uploads/2021/xx.xx/Kuhn-2017.-Centralised-image-processing.pdf))
- Evidence informing base-year allocation inputs; displayed values and growth are calculated: Describes combined checkpoint and remote-room arrangements, establishing a mixed-location commercial configuration without measuring its prevalence or price. ([casra.ch](https://casra.ch/wp-content/uploads/2021/xx.xx/Kuhn-2017.-Centralised-image-processing.pdf))
- Evidence informing forecast-year allocation inputs; displayed values and growth are calculated: Describes combined checkpoint and remote-room arrangements, establishing a mixed-location commercial configuration without measuring its prevalence or price. ([casra.ch](https://casra.ch/wp-content/uploads/2021/xx.xx/Kuhn-2017.-Centralised-image-processing.pdf))

68. Annual Report 2024 - CATSA's Operating Environment

- Evidence informing base-year allocation inputs; displayed values and growth are calculated: Reports xx.xx CATSA Plus lines and more than xx.xx% passenger coverage in 2023/xx.xx providing the historical comparison rather than a global location allocation. ([catsa-acsta.gc.ca](https://www.catsa-acsta.gc.ca/en/publications/catsa-s-operating-environment))
- Evidence informing forecast-year allocation inputs; displayed values and growth are calculated: Reports xx.xx CATSA Plus lines and more than xx.xx% passenger coverage in 2023/xx.xx providing the historical comparison rather than a global location allocation. ([catsa-acsta.gc.ca](https://www.catsa-acsta.gc.ca/en/publications/catsa-s-operating-environment))
- Evidence informing base-year allocation inputs; displayed values and growth are calculated: Together with the subsequent annual report, supports a seven-line deployment increase without a corresponding increase in reported passenger coverage. ([catsa-acsta.gc.ca](https://www.catsa-acsta.gc.ca/en/publications/catsa-s-operating-environment))
- Evidence informing forecast-year allocation inputs; displayed values and growth are calculated: Together with the subsequent annual report, supports a seven-line deployment increase without a corresponding increase in reported passenger coverage. ([catsa-acsta.gc.ca](https://www.catsa-acsta.gc.ca/en/publications/catsa-s-operating-environment))
- Evidence informing base-year allocation inputs; displayed values and growth are calculated: Provides a historical network-enabled deployment anchor, while leaving the physical mixed-location contract share unmeasured. ([catsa-acsta.gc.ca](https://www.catsa-acsta.gc.ca/en/publications/catsa-s-operating-environment))
- Evidence informing forecast-year allocation inputs; displayed values and growth are calculated: Provides a historical network-enabled deployment anchor, while leaving the physical mixed-location contract share unmeasured. ([catsa-acsta.gc.ca](https://www.catsa-acsta.gc.ca/en/publications/catsa-s-operating-environment))

69. L22020-T-TG Upgrades to the Passenger Search Area, body scanners, EDS C3 cabin baggage screening - Contract Award Notice

- Evidence informing base-year allocation inputs; displayed values and growth are calculated: The January xx.xx 2023 Luton award expressly includes construction of a remote screening room at the airport terminal, supporting separate-room commercial procurement. Its broader scope is not treated as baggage-only annual revenue. ([find-tender.service.gov.uk](https://www.find-tender.service.gov.uk/Notice/xx.xx-2023))
- Evidence informing forecast-year allocation inputs; displayed values and growth are calculated: The January xx.xx 2023 Luton award expressly includes construction of a remote screening room at the airport terminal, supporting separate-room commercial procurement. Its broader scope is not treated as baggage-only annual revenue. ([find-tender.service.gov.uk](https://www.find-tender.service.gov.uk/Notice/xx.xx-2023))

70. Greater Orlando Aviation Authority - Minutes of the February 19, 2025 Meeting

- Evidence informing base-year allocation inputs; displayed values and growth are calculated: Authorizes up to USD xx.xx for baggage-system and Remote Screening Facility network/server separation. Half this ceiling is an explicitly assumed deployment-cost comparator, not observed off-site receipts. ([assets.ctfassets.net](https://assets.ctfassets.net/qiecpoxp4bka/6BCjKImOwJmeZxqtGVdpYR/1e2d759a2c44b5b6d71193cb9927ec75/2025-xx.xx-19_Board_Minutes.pdf))
- Evidence informing forecast-year allocation inputs; displayed values and growth are calculated: Authorizes up to USD xx.xx for baggage-system and Remote Screening Facility network/server separation. Half this ceiling is an explicitly assumed deployment-cost comparator, not observed off-site receipts. ([assets.ctfassets.net](https://assets.ctfassets.net/qiecpoxp4bka/6BCjKImOwJmeZxqtGVdpYR/1e2d759a2c44b5b6d71193cb9927ec75/2025-xx.xx-19_Board_Minutes.pdf))
- Evidence informing base-year allocation inputs; displayed values and growth are calculated: Provides the commercial networking-cost anchor for the modeled transfer from existing on-site pools, avoiding additional market value or duplicate host-equipment attribution. ([assets.ctfassets.net](https://assets.ctfassets.net/qiecpoxp4bka/6BCjKImOwJmeZxqtGVdpYR/1e2d759a2c44b5b6d71193cb9927ec75/2025-xx.xx-19_Board_Minutes.pdf))
- Evidence informing forecast-year allocation inputs; displayed values and growth are calculated: Provides the commercial networking-cost anchor for the modeled transfer from existing on-site pools, avoiding additional market value or duplicate host-equipment attribution. ([assets.ctfassets.net](https://assets.ctfassets.net/qiecpoxp4bka/6BCjKImOwJmeZxqtGVdpYR/1e2d759a2c44b5b6d71193cb9927ec75/2025-xx.xx-19_Board_Minutes.pdf))

71. American and U.S. Customs and Border Protection pilot innovative baggage screening initiative

- Evidence informing base-year allocation inputs; displayed values and growth are calculated: American's April xx.xx 2025 announcement identifies a daily Sydney-Los Angeles IRBS pilot and unchanged screening requirements. It anchors one sampled connection and an assumed partial-year licensing period, not disclosed revenue. ([s202.q4cdn.com](https://s202.q4cdn.com/xx.xx/files/doc_news/American-and-US-Customs-and-Border-Protection-pilot-innovative-baggage-screening-initiative-OPS-OTH-xx.xx-2025.pdf))
- Evidence informing forecast-year allocation inputs; displayed values and growth are calculated: American's April xx.xx 2025 announcement identifies a daily Sydney-Los Angeles IRBS pilot and unchanged screening requirements. It anchors one sampled connection and an assumed partial-year licensing period, not disclosed revenue. ([s202.q4cdn.com](https://s202.q4cdn.com/xx.xx/files/doc_news/American-and-US-Customs-and-Border-Protection-pilot-innovative-baggage-screening-initiative-OPS-OTH-xx.xx-2025.pdf))

72. 델타항공-대한항공, 인천발 애틀랜타 노선 대상 위탁수하물 원격 검색 방식 신규 도입

- Evidence informing base-year allocation inputs; displayed values and growth are calculated: The August xx.xx 2025 announcement identifies the Incheon-Atlanta IRBS arrangement, anchoring a second sampled connection and a partial-year commercial-activity assumption without establishing contract value. ([news.delta.com](https://news.delta.com/delta-and-koreanair-launch-remote-baggage-screening-on-icn-atl-KR))
- Evidence informing forecast-year allocation inputs; displayed values and growth are calculated: The August xx.xx 2025 announcement identifies the Incheon-Atlanta IRBS arrangement, anchoring a second sampled connection and a partial-year commercial-activity assumption without establishing contract value. ([news.delta.com](https://news.delta.com/delta-and-koreanair-launch-remote-baggage-screening-on-icn-atl-KR))

73. United Launches CBP's International Remote Baggage Screening on Select International Flights

· Evidence informing base-year allocation inputs; displayed values and growth are calculated: United's September xx.xx 2025 announcement identifies daily Sydney-San Francisco service and named technology partners, anchoring a third sampled connection. It reports no attributable software or integration receipts. ([united.mediaroom.com](https://united.mediaroom.com/2025-xx.xx-xx.xx-United-Launches-CBPs-International-Remote-Baggage-Screening-on-Select-International-Flights))

· Evidence informing forecast-year allocation inputs; displayed values and growth are calculated: United's September xx.xx 2025 announcement identifies daily Sydney-San Francisco service and named technology partners, anchoring a third sampled connection. It reports no attributable software or integration receipts. ([united.mediaroom.com](https://united.mediaroom.com/2025-xx.xx-xx.xx-United-Launches-CBPs-International-Remote-Baggage-Screening-on-Select-International-Flights))

74. Airline Passengers Face Fewer Bag Checkpoints, Thanks to PNNL, Partners

· Evidence informing forecast-year allocation inputs; displayed values and growth are calculated: The August xx.xx 2026 laboratory release describes implementation on additional routes, including Seoul arrivals at Minneapolis-St. Paul and Detroit. This supports expansion direction, not the forecast connection count, realization or global share. ([pnnl.gov](https://www.pnnl.gov/news-media/airline-passengers-face-fewer-bag-checkpoints-thanks-pnnl-partners))

75. TSA awards $781.2 million to procure additional CT X-Ray scanners for airport checkpoints

· Evidence informing base-year allocation inputs; displayed values and growth are calculated: The March xx.xx 2022 announcement identifies up to USD xx.xx for procurement and maintenance of up to xx.xx systems from an OEM. This is a historical procurement-scale anchor, not annual 2025 direct-channel revenue. ([content.govdelivery.com](https://content.govdelivery.com/accounts/USDHSTSA/bulletins/30f6e5f))

· Evidence informing base-year allocation inputs; displayed values and growth are calculated: The award includes full-size automated lanes, cautioning against assigning all automation value to non-OEM integration primes; exact contractual-role attribution is not disclosed. ([content.govdelivery.com](https://content.govdelivery.com/accounts/USDHSTSA/bulletins/30f6e5f))

76. OSI Systems, Inc. - Form 10-K for the fiscal year ended June 30, 2026

· Evidence informing base-year allocation inputs; displayed values and growth are calculated: The filing describes regional direct security-product sales and direct maintenance relationships. Its broader security scope supports route coexistence, not baggage-only sales weights. ([sec.gov](https://www.sec.gov/Archives/edgar/data/xx.xx/xx.xx/osis-20260630x10k.htm))

· Evidence informing forecast-year allocation inputs; displayed values and growth are calculated: The filing describes regional direct security-product sales and direct maintenance relationships. Its broader security scope supports route coexistence, not baggage-only sales weights. ([sec.gov](https://www.sec.gov/Archives/edgar/data/xx.xx/xx.xx/osis-20260630x10k.htm))

· Evidence informing base-year allocation inputs; displayed values and growth are calculated: The company identifies a global independent-distributor network, supporting a continuing indirect route without quantifying its value share. ([sec.gov](https://www.sec.gov/Archives/edgar/data/xx.xx/xx.xx/osis-20260630x10k.htm))

· Evidence informing forecast-year allocation inputs; displayed values and growth are calculated: The company identifies a global independent-distributor network, supporting a continuing indirect route without quantifying its value share. ([sec.gov](https://www.sec.gov/Archives/edgar/data/xx.xx/xx.xx/osis-20260630x10k.htm))

· Evidence informing base-year allocation inputs; displayed values and growth are calculated: Authorized service providers are identified separately from distributors, supporting distinct technical-service attribution and access limitations. ([sec.gov](https://www.sec.gov/Archives/edgar/data/xx.xx/xx.xx/osis-20260630x10k.htm))

· Evidence informing forecast-year allocation inputs; displayed values and growth are calculated: Authorized service providers are identified separately from distributors, supporting distinct technical-service attribution and access limitations. ([sec.gov](https://www.sec.gov/Archives/edgar/data/xx.xx/xx.xx/osis-20260630x10k.htm))

77. SriLankan Airlines - Invitation for Supply, Installation, Commissioning and Maintenance of Dual View Heavy and Medium X-Ray Machines, Reference 202130407

· Evidence informing base-year allocation inputs; displayed values and growth are calculated: The 2021 purchaser invitation permits an OEM or authorized OEM agent and requires authorization for the latter. It establishes equipment-channel eligibility, not an award or software-resale right. ([srilankan.com](https://www.srilankan.com/download/tender/TN-Invitationforsubmiss-xx.xx.pdf))

78. JFK Millennium Partners Selects K2 to Deliver State-of-the-Art Security Screening Checkpoint at new JFK Terminal 6

· Evidence informing base-year allocation inputs; displayed values and growth are calculated: The March xx.xx 2025 appointment assigns procurement and deployment coordination across multiple technology suppliers at a future ten-gate terminal. It supports integration-prime participation and a forecast mechanism, not a disclosed share or completed 2025 revenue. ([portauthoritybuilds.com](https://www.portauthoritybuilds.com/redevelopment/us/en/jfk/planned-projects/terminal-xx.xx/news/jfk-millennium-partners-selects-k2-to-deliver-state-of-the-art-s.html))

· Evidence informing forecast-year allocation inputs; displayed values and growth are calculated: The March xx.xx 2025 appointment assigns procurement and deployment coordination across multiple technology suppliers at a future ten-gate terminal. It supports integration-prime participation and a forecast mechanism, not a disclosed share or completed 2025 revenue. ([portauthoritybuilds.com](https://www.portauthoritybuilds.com/redevelopment/us/en/jfk/planned-projects/terminal-xx.xx/news/jfk-millennium-partners-selects-k2-to-deliver-state-of-the-art-s.html))

· Evidence informing base-year allocation inputs; displayed values and growth are calculated: The March xx.xx 2025 appointment covers baggage CT and automated bin-return equipment for a future xx.xx-gate terminal, with phased opening planned for 2026-2028. It establishes new-installation activity, not attributable 2025 receipts; wider airport investment and person-only technologies are excluded.

· Evidence informing forecast-year allocation inputs; displayed values and growth are calculated: The March xx.xx 2025 appointment covers baggage CT and automated bin-return equipment for a future xx.xx-gate terminal, with phased opening planned for 2026-2028. It establishes new-installation activity, not attributable 2025 receipts; wider airport investment and person-only technologies are excluded.

79. CATSA Corporate Plan 2024-25 to 2028-29 Summary - Key Corporate Risks

· Evidence informing base-year allocation inputs; displayed values and growth are calculated: The authority reports transferring maintenance of most screening equipment to KPrime in 2023/xx.xx. This establishes a separately contracted maintenance relationship, without a baggage-only payment split. ([catsa-acsta.gc.ca](https://www.catsa-acsta.gc.ca/en/publications/key-corporate-risks))

80. Leidos wins TSA logistics contract

· Evidence informing base-year allocation inputs; displayed values and growth are calculated: The January xx.xx 2025 announcement describes an eight-year, USD xx.xx maximum sustainment contract covering xx.xx equipment units at over xx.xx locations with manufacturer coordination. Annualization and baggage/third-party attribution in the model are explicit assumptions. ([leidos.com](https://www.leidos.com/insights/leidos-wins-tsa-logistics-contract))

· Evidence informing forecast-year allocation inputs; displayed values and growth are calculated: The January xx.xx 2025 announcement describes an eight-year, USD xx.xx maximum sustainment contract covering xx.xx equipment units at over xx.xx locations with manufacturer coordination. Annualization and baggage/third-party attribution in the model are explicit assumptions. ([leidos.com](https://www.leidos.com/insights/leidos-wins-tsa-logistics-contract))

81. Checkpoint Transformation: Malta International Airport Streamlines Passenger Flow with Smiths Detection
    - Evidence informing base-year allocation inputs; displayed values and growth are calculated: Seven conventional automated lanes were replaced by six CT-equipped lanes, with final commissioning in January 2025. This is a counterexample to equating capacity improvement with net additional equipment.
    - Evidence informing forecast-year allocation inputs; displayed values and growth are calculated: Seven conventional automated lanes were replaced by six CT-equipped lanes, with final commissioning in January 2025. This is a counterexample to equating capacity improvement with net additional equipment.
    - Evidence informing base-year allocation inputs; displayed values and growth are calculated: The complete checkpoint replacement illustrates why an offering described commercially as an upgrade can belong to System Replacement. The seven-year service commitment is not counted wholly as installation-year revenue.
    - Evidence informing forecast-year allocation inputs; displayed values and growth are calculated: The complete checkpoint replacement illustrates why an offering described commercially as an upgrade can belong to System Replacement. The seven-year service commitment is not counted wholly as installation-year revenue.
82. iCMORE - Smiths Detection
    - Evidence informing forecast-year allocation inputs; displayed values and growth are calculated: The current commercial offering describes a software-upgrade path while qualifying additional hardware requirements by machine type and age. This constrains forecast eligibility assumptions; product availability does not measure adoption or revenue.

18.3. United Kingdom

Table 452. United Kingdom Airport Baggage Screening Systems Market Size, 2017-2040 (USD Million)

Country	2017	2024	2025	2026	2027	2032	2040	CAGR (%)
United Kingdom	**xx.xx**	**xx.xx**	**xx.xx**	**xx.xx**	**xx.xx**	**xx.xx**	**xx.xx**	**xx.xx**

Table 453. United Kingdom Airport Baggage Screening Systems Market Size, by Offering, 2017-2040 (USD Million)

Offering	2017	2024	2025	2026	2027	2032	2040	CAGR (%)
Detection Equipment	xx.xx	xx.xx	xx.xx	xx.xx	xx.xx	xx.xx	xx.xx	xx.xx
Replacement Parts and Consumables	xx.xx	xx.xx	xx.xx	xx.xx	xx.xx	xx.xx	xx.xx	xx.xx
Screening Automation Equipment	xx.xx	xx.xx	xx.xx	xx.xx	xx.xx	xx.xx	xx.xx	xx.xx
Screening Software	xx.xx	xx.xx	xx.xx	xx.xx	xx.xx	xx.xx	xx.xx	xx.xx
System Services	xx.xx	xx.xx	xx.xx	xx.xx	xx.xx	xx.xx	xx.xx	xx.xx
Total	**xx.xx**	**xx.xx**	**xx.xx**	**xx.xx**	**xx.xx**	**xx.xx**	**xx.xx**	**xx.xx**

Table 454. United Kingdom Airport Baggage Screening Systems Market Size, by Detection Equipment, 2017-2040 (USD Million)

Detection Equipment	2017	2024	2025	2026	2027	2032	2040	CAGR (%)
Baggage Inspection Systems	xx.xx	xx.xx	xx.xx	xx.xx	xx.xx	xx.xx	xx.xx	xx.xx
Explosive Trace Detectors	xx.xx	xx.xx	xx.xx	xx.xx	xx.xx	xx.xx	xx.xx	xx.xx
Liquid and Bulk Material Analyzers	xx.xx	xx.xx	xx.xx	xx.xx	xx.xx	xx.xx	xx.xx	xx.xx
Total	**xx.xx**	**xx.xx**	**xx.xx**	**xx.xx**	**xx.xx**	**xx.xx**	**xx.xx**	**xx.xx**

Table 455. United Kingdom Airport Baggage Screening Systems Market Size, by System Services, 2017-2040 (USD Million)

System Services	2017	2024	2025	2026	2027	2032	2040	CAGR (%)
Equipment Training Services	xx.xx	xx.xx	xx.xx	xx.xx	xx.xx	xx.xx	xx.xx	xx.xx
Installation, Integration, and Commissioning Services	xx.xx	xx.xx	xx.xx	xx.xx	xx.xx	xx.xx	xx.xx	xx.xx
Maintenance, Repair, and Technical Support	xx.xx	xx.xx	xx.xx	xx.xx	xx.xx	xx.xx	xx.xx	xx.xx
Planning and Engineering Services	xx.xx	xx.xx	xx.xx	xx.xx	xx.xx	xx.xx	xx.xx	xx.xx
Total	**xx.xx**	**xx.xx**	**xx.xx**	**xx.xx**	**xx.xx**	**xx.xx**	**xx.xx**	**xx.xx**

Table 456. United Kingdom Airport Baggage Screening Systems Market Size, by Replacement Parts and Consumables, 2017-2040 (USD Million)

Replacement Parts and Consumables	2017	2024	2025	2026	2027	2032	2040	CAGR (%)
Detection Consumables	xx.xx	xx.xx	xx.xx	xx.xx	xx.xx	xx.xx	xx.xx	xx.xx
Replacement Parts and Upgrade Kits	xx.xx	xx.xx	xx.xx	xx.xx	xx.xx	xx.xx	xx.xx	xx.xx
Total	**xx.xx**	**xx.xx**	**xx.xx**	**xx.xx**	**xx.xx**	**xx.xx**	**xx.xx**	**xx.xx**

Table 457. United Kingdom Airport Baggage Screening Systems Market Size, by Screening Automation Equipment, 2017-2040 (USD Million)

Screening Automation Equipment	2017	2024	2025	2026	2027	2032	2040	CAGR (%)
Screening Conveyors and Sortation Equipment	xx.xx	xx.xx	xx.xx	xx.xx	xx.xx	xx.xx	xx.xx	xx.xx
Screening Lanes and Tray-Return Systems	xx.xx	xx.xx	xx.xx	xx.xx	xx.xx	xx.xx	xx.xx	xx.xx
Total	**xx.xx**	**xx.xx**	**xx.xx**	**xx.xx**	**xx.xx**	**xx.xx**	**xx.xx**	**xx.xx**

Table 458. United Kingdom Airport Baggage Screening Systems Market Size, by Screening Software, 2017-2040 (USD Million)

Screening Software	2017	2024	2025	2026	2027	2032	2040	CAGR (%)
Automated Threat Detection Software	xx.xx	xx.xx	xx.xx	xx.xx	xx.xx	xx.xx	xx.xx	xx.xx
Image Review and Management Software	xx.xx	xx.xx	xx.xx	xx.xx	xx.xx	xx.xx	xx.xx	xx.xx
Screener Training and Quality Assurance Software	xx.xx	xx.xx	xx.xx	xx.xx	xx.xx	xx.xx	xx.xx	xx.xx
Screening Connectivity and Fleet Management Software	xx.xx	xx.xx	xx.xx	xx.xx	xx.xx	xx.xx	xx.xx	xx.xx
Total	**xx.xx**	**xx.xx**	**xx.xx**	**xx.xx**	**xx.xx**	**xx.xx**	**xx.xx**	**xx.xx**

Table 459. United Kingdom Airport Baggage Screening Systems Market Size, by Detection Platform, 2017-2040 (USD Million)

Detection Platform	2017	2024	2025	2026	2027	2032	2040	CAGR (%)
Chemiluminescence Detection	xx.xx	xx.xx	xx.xx	xx.xx	xx.xx	xx.xx	xx.xx	xx.xx
Dielectric and Microwave Analysis	xx.xx	xx.xx	xx.xx	xx.xx	xx.xx	xx.xx	xx.xx	xx.xx
Fluorescence Detection	xx.xx	xx.xx	xx.xx	xx.xx	xx.xx	xx.xx	xx.xx	xx.xx
Integrated Multimodal Detection	xx.xx	xx.xx	xx.xx	xx.xx	xx.xx	xx.xx	xx.xx	xx.xx
Ion Mobility Spectrometry	xx.xx	xx.xx	xx.xx	xx.xx	xx.xx	xx.xx	xx.xx	xx.xx
Magnetic Resonance	xx.xx	xx.xx	xx.xx	xx.xx	xx.xx	xx.xx	xx.xx	xx.xx
Mass Spectrometry	xx.xx	xx.xx	xx.xx	xx.xx	xx.xx	xx.xx	xx.xx	xx.xx
Projection X-Ray Imaging	xx.xx	xx.xx	xx.xx	xx.xx	xx.xx	xx.xx	xx.xx	xx.xx
Raman Spectroscopy	xx.xx	xx.xx	xx.xx	xx.xx	xx.xx	xx.xx	xx.xx	xx.xx
Thermo-Redox Detection	xx.xx	xx.xx	xx.xx	xx.xx	xx.xx	xx.xx	xx.xx	xx.xx
X-Ray Computed Tomography	xx.xx	xx.xx	xx.xx	xx.xx	xx.xx	xx.xx	xx.xx	xx.xx
X-Ray Diffraction	xx.xx	xx.xx	xx.xx	xx.xx	xx.xx	xx.xx	xx.xx	xx.xx
Others	xx.xx	xx.xx	xx.xx	xx.xx	xx.xx	xx.xx	xx.xx	xx.xx
Total	**xx.xx**	**xx.xx**	**xx.xx**	**xx.xx**	**xx.xx**	**xx.xx**	**xx.xx**	**xx.xx**

Table 460. United Kingdom Airport Baggage Screening Systems Market Size, by Projection X-Ray Imaging, 2017-2040 (USD Million)

Projection X-Ray Imaging	2017	2024	2025	2026	2027	2032	2040	CAGR (%)
Multiview X-Ray Imaging	xx.xx	xx.xx	xx.xx	xx.xx	xx.xx	xx.xx	xx.xx	xx.xx
Single-View X-Ray Imaging	xx.xx	xx.xx	xx.xx	xx.xx	xx.xx	xx.xx	xx.xx	xx.xx
Total	**xx.xx**	**xx.xx**	**xx.xx**	**xx.xx**	**xx.xx**	**xx.xx**	**xx.xx**	**xx.xx**

Table 461. United Kingdom Airport Baggage Screening Systems Market Size, by Interoperability Architecture, 2017-2040 (USD Million)

Interoperability Architecture	2017	2024	2025	2026	2027	2032	2040	CAGR (%)
Closed Proprietary Architecture	xx.xx	xx.xx	xx.xx	xx.xx	xx.xx	xx.xx	xx.xx	xx.xx
Open Standards-Based Interoperability	xx.xx	xx.xx	xx.xx	xx.xx	xx.xx	xx.xx	xx.xx	xx.xx
Vendor-Specific Integration	xx.xx	xx.xx	xx.xx	xx.xx	xx.xx	xx.xx	xx.xx	xx.xx
Total	**xx.xx**	**xx.xx**	**xx.xx**	**xx.xx**	**xx.xx**	**xx.xx**	**xx.xx**	**xx.xx**

Table 462. United Kingdom Airport Baggage Screening Systems Market Size, by Screening Application, 2017-2040 (USD Million)

Screening Application	2017	2024	2025	2026	2027	2032	2040	CAGR (%)
Customs and Border Baggage Inspection	xx.xx	xx.xx	xx.xx	xx.xx	xx.xx	xx.xx	xx.xx	xx.xx
Non-Passenger Property Screening	xx.xx	xx.xx	xx.xx	xx.xx	xx.xx	xx.xx	xx.xx	xx.xx
Passenger Cabin Baggage Screening	xx.xx	xx.xx	xx.xx	xx.xx	xx.xx	xx.xx	xx.xx	xx.xx
Passenger Checked Baggage Screening	xx.xx	xx.xx	xx.xx	xx.xx	xx.xx	xx.xx	xx.xx	xx.xx
Terminal-Entrance Baggage Screening	xx.xx	xx.xx	xx.xx	xx.xx	xx.xx	xx.xx	xx.xx	xx.xx
Total	**xx.xx**	**xx.xx**	**xx.xx**	**xx.xx**	**xx.xx**	**xx.xx**	**xx.xx**	**xx.xx**

Table 463. United Kingdom Airport Baggage Screening Systems Market Size, by Purchasing Organization, 2017-2040 (USD Million)

Purchasing Organization	2017	2024	2025	2026	2027	2032	2040	CAGR (%)
Airlines	xx.xx	xx.xx	xx.xx	xx.xx	xx.xx	xx.xx	xx.xx	xx.xx
Airport and Terminal Operators	xx.xx	xx.xx	xx.xx	xx.xx	xx.xx	xx.xx	xx.xx	xx.xx
Contract Screening Operators	xx.xx	xx.xx	xx.xx	xx.xx	xx.xx	xx.xx	xx.xx	xx.xx
Customs and Border Authorities	xx.xx	xx.xx	xx.xx	xx.xx	xx.xx	xx.xx	xx.xx	xx.xx
Public Aviation Security Agencies	xx.xx	xx.xx	xx.xx	xx.xx	xx.xx	xx.xx	xx.xx	xx.xx
Total	**xx.xx**	**xx.xx**	**xx.xx**	**xx.xx**	**xx.xx**	**xx.xx**	**xx.xx**	**xx.xx**

Table 464. United Kingdom Airport Baggage Screening Systems Market Size, by System Integration, 2017-2040 (USD Million)

System Integration	2017	2024	2025	2026	2027	2032	2040	CAGR (%)
Baggage Handling-Integrated Systems	xx.xx	xx.xx	xx.xx	xx.xx	xx.xx	xx.xx	xx.xx	xx.xx
Checkpoint Lane-Integrated Systems	xx.xx	xx.xx	xx.xx	xx.xx	xx.xx	xx.xx	xx.xx	xx.xx
Standalone Screening Systems	xx.xx	xx.xx	xx.xx	xx.xx	xx.xx	xx.xx	xx.xx	xx.xx
Total	**xx.xx**	**xx.xx**	**xx.xx**	**xx.xx**	**xx.xx**	**xx.xx**	**xx.xx**	**xx.xx**

Table 465. United Kingdom Airport Baggage Screening Systems Market Size, by Image Review Location, 2017-2040 (USD Million)

Image Review Location	2017	2024	2025	2026	2027	2032	2040	CAGR (%)
Hybrid Image Review	xx.xx	xx.xx	xx.xx	xx.xx	xx.xx	xx.xx	xx.xx	xx.xx
Local Image Review	xx.xx	xx.xx	xx.xx	xx.xx	xx.xx	xx.xx	xx.xx	xx.xx
Off-Site Remote Image Review	xx.xx	xx.xx	xx.xx	xx.xx	xx.xx	xx.xx	xx.xx	xx.xx
On-Site Remote Image Review	xx.xx	xx.xx	xx.xx	xx.xx	xx.xx	xx.xx	xx.xx	xx.xx
Others	xx.xx	xx.xx	xx.xx	xx.xx	xx.xx	xx.xx	xx.xx	xx.xx
Total	**xx.xx**	**xx.xx**	**xx.xx**	**xx.xx**	**xx.xx**	**xx.xx**	**xx.xx**	**xx.xx**

Table 466. United Kingdom Airport Baggage Screening Systems Market Size, by Procurement Channel, 2017-2040 (USD Million)

Procurement Channel	2017	2024	2025	2026	2027	2032	2040	CAGR (%)
Direct Technology Suppliers	xx.xx	xx.xx	xx.xx	xx.xx	xx.xx	xx.xx	xx.xx	xx.xx
Distributors and Resellers	xx.xx	xx.xx	xx.xx	xx.xx	xx.xx	xx.xx	xx.xx	xx.xx
Independent Technical Service Providers	xx.xx	xx.xx	xx.xx	xx.xx	xx.xx	xx.xx	xx.xx	xx.xx
Systems Integration Primes	xx.xx	xx.xx	xx.xx	xx.xx	xx.xx	xx.xx	xx.xx	xx.xx
Total	**xx.xx**	**xx.xx**	**xx.xx**	**xx.xx**	**xx.xx**	**xx.xx**	**xx.xx**	**xx.xx**

Table 467. United Kingdom Airport Baggage Screening Systems Market Size, by Investment Purpose, 2017-2040 (USD Million)

Investment Purpose	2017	2024	2025	2026	2027	2032	2040	CAGR (%)
New Installations and Capacity Expansion	xx.xx	xx.xx	xx.xx	xx.xx	xx.xx	xx.xx	xx.xx	xx.xx
Retrofits and Upgrades	xx.xx	xx.xx	xx.xx	xx.xx	xx.xx	xx.xx	xx.xx	xx.xx
System Replacement	xx.xx	xx.xx	xx.xx	xx.xx	xx.xx	xx.xx	xx.xx	xx.xx
Others	xx.xx	xx.xx	xx.xx	xx.xx	xx.xx	xx.xx	xx.xx	xx.xx
Total	**xx.xx**	**xx.xx**	**xx.xx**	**xx.xx**	**xx.xx**	**xx.xx**	**xx.xx**	**xx.xx**

Sources & Evidence

1. House Report 119-173 - Department of Homeland Security Appropriations Bill, 2026

   · Evidence informing the 2030 market-value input; displayed series and growth include calculations: The aging installed fleet supports replacement demand, but does not establish the forecast's realization dates or annual purchasing rate. ([govinfo.gov](https://www.govinfo.gov/content/pkg/CRPT-119hrpt173/html/CRPT-119hrpt173.htm))

   · Evidence informing forecast-year allocation inputs; displayed values and growth are calculated: The report identifies xx.xx end-of-life systems within a xx.xx-system checked-baggage fleet. This constrains renewal exposure, not realized annual purchasing or a verified global replacement deadline.

   · Evidence informing base-year allocation inputs; displayed values and growth are calculated: Reports a TSA checked-baggage fleet of xx.xx EDS, including xx.xx at end-of-life, and assigns purchase, installation and maintenance responsibilities to TSA. Supports agency fleet calibration and renewal pressure, not the assumed forecast uplift.

   · Evidence informing forecast-year allocation inputs; displayed values and growth are calculated: Reports a TSA checked-baggage fleet of xx.xx EDS, including xx.xx at end-of-life, and assigns purchase, installation and maintenance responsibilities to TSA. Supports agency fleet calibration and renewal pressure, not the assumed forecast uplift.

   · Evidence informing forecast-year allocation inputs; displayed values and growth are calculated: The report identifies xx.xx end-of-life EDS within a xx.xx-unit U.S. checked-baggage fleet, citing the FY2024 capital plan. The derived xx.xx% backlog constrains the aging-fleet premise, but is neither an annual turnover rate nor a funded global replacement forecast.

2. GAO-24-106573 - DHS Annual Assessment: Most Programs Are Meeting Current Goals, but Some Continue to Face Cost and Schedule Challenges

- Evidence informing the 2026 market-value input; displayed series and growth include calculations: Reports plans for xx.xx checkpoint systems and xx.xx increment-one deployments by September 2023; supports an incomplete replacement cycle rather than universal CT adoption. ([gao.gov](https://www.gao.gov/assets/gao-xx.xx-xx.xx.pdf))
- Evidence informing base-year allocation inputs; displayed values and growth are calculated: Reports xx.xx AT/CT, xx.xx base, xx.xx mid-size and xx.xx full-size deployments by September 2023; supplies configuration proxies and an incomplete-renewal constraint, not contractual architecture shares. ([gao.gov](https://www.gao.gov/assets/gao-xx.xx-xx.xx.pdf))
- Evidence informing forecast-year allocation inputs; displayed values and growth are calculated: Reports xx.xx AT/CT, xx.xx base, xx.xx mid-size and xx.xx full-size deployments by September 2023; supplies configuration proxies and an incomplete-renewal constraint, not contractual architecture shares. ([gao.gov](https://www.gao.gov/assets/gao-xx.xx-xx.xx.pdf))
- Evidence informing base-year allocation inputs; displayed values and growth are calculated: The deployed configuration mix underlies the xx.xx/xx.xx newer-cohort and xx.xx/xx.xx older-cohort proxy calculations; global and contractual attribution remain modeled. ([gao.gov](https://www.gao.gov/assets/gao-xx.xx-xx.xx.pdf))
- Evidence informing forecast-year allocation inputs; displayed values and growth are calculated: The deployed configuration mix underlies the xx.xx/xx.xx newer-cohort and xx.xx/xx.xx older-cohort proxy calculations; global and contractual attribution remain modeled. ([gao.gov](https://www.gao.gov/assets/gao-xx.xx-xx.xx.pdf))
- Evidence informing base-year allocation inputs; displayed values and growth are calculated: The assessment records xx.xx checkpoint systems deployed by September 2023 against an eventual xx.xx-system program. This supports an incomplete replacement cycle and qualifies any assumption of universal CT adoption.
- Evidence informing forecast-year allocation inputs; displayed values and growth are calculated: The assessment records xx.xx checkpoint systems deployed by September 2023 against an eventual xx.xx-system program. This supports an incomplete replacement cycle and qualifies any assumption of universal CT adoption.
- Evidence informing base-year allocation inputs; displayed values and growth are calculated: Reports a September 2023 U.S. CT cohort containing xx.xx AT/CT and xx.xx base systems, providing counterevidence to assigning all CT activity automatically to integrated lanes.
- Evidence informing forecast-year allocation inputs; displayed values and growth are calculated: Reports a September 2023 U.S. CT cohort containing xx.xx AT/CT and xx.xx base systems, providing counterevidence to assigning all CT activity automatically to integrated lanes.
- Evidence informing base-year allocation inputs; displayed values and growth are calculated: Reports xx.xx mid-size and xx.xx full-size systems within xx.xx deployed CT systems; supports differentiated configuration assumptions rather than treating technology adoption as an integration-share observation.
- Evidence informing forecast-year allocation inputs; displayed values and growth are calculated: Reports xx.xx mid-size and xx.xx full-size systems within xx.xx deployed CT systems; supports differentiated configuration assumptions rather than treating technology adoption as an integration-share observation.
- Evidence informing base-year allocation inputs; displayed values and growth are calculated: The 2024 assessment records xx.xx checkpoint deployments as of September 2023 against xx.xx planned systems replacing aging equipment. It supports staged renewal, but does not establish current deployment completion or the modeled 2032 share.
- Evidence informing forecast-year allocation inputs; displayed values and growth are calculated: The 2024 assessment records xx.xx checkpoint deployments as of September 2023 against xx.xx planned systems replacing aging equipment. It supports staged renewal, but does not establish current deployment completion or the modeled 2032 share.
- Evidence informing forecast-year allocation inputs; displayed values and growth are calculated: The program separately anticipates enhancements to fielded systems, supporting a retained-equipment commercial pathway without supplying an attributable upgrade-revenue split.

3. Global Airport Passenger Traffic Reaches Record 9.8 Billion in 2025, Airports Council International World reports

   · Evidence informing the 2026 market-value input; displayed series and growth include calculations: Reports cooling passenger-growth momentum in 2026, supporting moderation of traffic-driven equipment expansion despite continuing replacement demand.
   ([aci.aero](https://aci.aero/2026/xx.xx/xx.xx/global-airport-passenger-traffic-reaches-record-xx.xx-xx.xx-billion-in-2025-airports-council-international-world-reports/))

4. Smiths Group PLC - Full Year Results for the 12 Months Ended 31 July 2025

- Evidence informing the 2024 market-value input; displayed series and growth include calculations: Discloses aviation original-equipment revenue of xx.xx and aftermarket revenue of xx.xx for FY2024; supplies historical cycle proxies. ([www-live.smiths.com](https://www-live.smiths.com/media/snqpxwkd/smiths-group-plc-annual-results-2025-press-release.pdf))
- Evidence informing the 2027 market-value input; displayed series and growth include calculations: Reports approximately xx.xx cumulative CTiX sales and continuing aviation upgrade demand; supports replacement activity, not an observed global forecast. ([www-live.smiths.com](https://www-live.smiths.com/media/snqpxwkd/smiths-group-plc-annual-results-2025-press-release.pdf))
- Evidence informing base-year allocation inputs; displayed values and growth are calculated: FY2025 aviation original-equipment revenue of GBP xx.xx provides an independent equipment-activity scale check, not a global category share. ([www-live.smiths.com](https://www-live.smiths.com/media/snqpxwkd/smiths-group-plc-annual-results-2025-press-release.pdf))
- Evidence informing forecast-year allocation inputs; displayed values and growth are calculated: FY2025 aviation original-equipment revenue of GBP xx.xx provides an independent equipment-activity scale check, not a global category share. ([www-live.smiths.com](https://www-live.smiths.com/media/snqpxwkd/smiths-group-plc-annual-results-2025-press-release.pdf))
- Evidence informing base-year allocation inputs; displayed values and growth are calculated: Approximately xx.xx cumulative CTiX sales corroborate commercial imaging activity and replacement demand; they do not measure annual global sales. ([www-live.smiths.com](https://www-live.smiths.com/media/snqpxwkd/smiths-group-plc-annual-results-2025-press-release.pdf))
- Evidence informing forecast-year allocation inputs; displayed values and growth are calculated: Approximately xx.xx cumulative CTiX sales corroborate commercial imaging activity and replacement demand; they do not measure annual global sales. ([www-live.smiths.com](https://www-live.smiths.com/media/snqpxwkd/smiths-group-plc-annual-results-2025-press-release.pdf))
- Evidence informing base-year allocation inputs; displayed values and growth are calculated: GBP xx.xx aviation aftermarket revenue supports lifecycle materiality while qualifying transfer of one supplier's mix to the global service allocation. ([www-live.smiths.com](https://www-live.smiths.com/media/snqpxwkd/smiths-group-plc-annual-results-2025-press-release.pdf))
- Evidence informing forecast-year allocation inputs; displayed values and growth are calculated: GBP xx.xx aviation aftermarket revenue supports lifecycle materiality while qualifying transfer of one supplier's mix to the global service allocation. ([www-live.smiths.com](https://www-live.smiths.com/media/snqpxwkd/smiths-group-plc-annual-results-2025-press-release.pdf))
- Evidence informing base-year allocation inputs; displayed values and growth are calculated: Reports approximately xx.xx cumulative CTiX sales and continuing aviation upgrade demand; cumulative sales constrain commercial scale but are not annual global shipments. ([www-live.smiths.com](https://www-live.smiths.com/media/snqpxwkd/smiths-group-plc-annual-results-2025-press-release.pdf))
- Evidence informing forecast-year allocation inputs; displayed values and growth are calculated: Reports approximately xx.xx cumulative CTiX sales and continuing aviation upgrade demand; cumulative sales constrain commercial scale but are not annual global shipments. ([www-live.smiths.com](https://www-live.smiths.com/media/snqpxwkd/smiths-group-plc-annual-results-2025-press-release.pdf))
- Evidence informing base-year allocation inputs; displayed values and growth are calculated: Reports four operating XDi units as of July 2025 and pending regulatory certification, constraining the small XRD cohort and qualifying aggressive commercialization assumptions.
- Evidence informing forecast-year allocation inputs; displayed values and growth are calculated: Reports four operating XDi units as of July 2025 and pending regulatory certification, constraining the small XRD cohort and qualifying aggressive commercialization assumptions.
- Evidence informing forecast-year allocation inputs; displayed values and growth are calculated: Reported checkpoint modernization provides a commercial reason to model substitution from discrete legacy offerings; the filing does not disclose standalone configuration revenue.
- Evidence informing forecast-year allocation inputs; displayed values and growth are calculated: FY2025

5. Smiths Group PLC - Annual Report & Accounts FY2023
   - Evidence informing the 2022 market-value input; displayed series and growth include calculations: Reports FY2022 aviation original-equipment revenue of xx.xx, used as a dimensionless historical capital-cycle proxy. ([www-live.smiths.com](https://www-live.smiths.com/media/phjp1j44/smiths-annual-report-2023.pdf))
   - Evidence informing the 2023 market-value input; displayed series and growth include calculations: Reports FY2023 aviation original-equipment revenue of xx.xx and aftermarket revenue of xx.xx; supports the modeled recovery direction. ([www-live.smiths.com](https://www-live.smiths.com/media/phjp1j44/smiths-annual-report-2023.pdf))
6. Smiths Group PLC - Annual Report FY2022
   - Evidence informing the 2021 market-value input; displayed series and growth include calculations: Reports FY2021 aviation revenue of xx.xx, providing a historical purchasing-cycle reference rather than a global observation. ([www-live.smiths.com](https://www-live.smiths.com/media/xjvdpblr/smiths-annual-report-2022-report.pdf))
   - Evidence informing the 2022 market-value input; displayed series and growth include calculations: Reports FY2022 aviation revenue of xx.xx and continued weakness in aviation original equipment; supports a delayed capital-spending trough. ([www-live.smiths.com](https://www-live.smiths.com/media/xjvdpblr/smiths-annual-report-2022-report.pdf))
7. Smiths Group PLC - Annual Results for the Year Ended 31 July 2019
   - Evidence informing the 2018 market-value input; displayed series and growth include calculations: Reports FY2018 aviation revenue of xx.xx, supplying the historical comparison underlying the backcast. ([smiths.com](https://www.smiths.com/media/u4wla1bw/smiths-group-plc-annual-results-2019-press-release.pdf))
   - Evidence informing the 2019 market-value input; displayed series and growth include calculations: Reports FY2019 aviation revenue of xx.xx and customer delivery deferrals, qualifying a traffic-only growth model. ([smiths.com](https://www.smiths.com/media/u4wla1bw/smiths-group-plc-annual-results-2019-press-release.pdf))
   - Evidence informing the 2020 market-value input; displayed series and growth include calculations: Identifies deliveries deferred into FY2020; supports the possibility of backlog-supported spending despite a contemporaneous traffic shock, not the exact modeled growth rate. ([smiths.com](https://www.smiths.com/media/u4wla1bw/smiths-group-plc-annual-results-2019-press-release.pdf))
8. ACI World - The High-Wire Balancing Act: Global Air Transport Demand in 2018 and 2019
   - Evidence informing the 2017 market-value input; displayed series and growth include calculations: Reports xx.xx airport passengers and xx.xx% growth in 2018; the growth observation informs the 2017 backcast bridge. ([blog.aci.aero](https://blog.aci.aero/airport-economics/the-high-wire-balancing-act-global-air-transport-demand-in-2018-and-2019/))
   - Evidence informing the 2018 market-value input; displayed series and growth include calculations: Provides the observed 2018 traffic-growth reference, not an equipment-market growth observation. ([blog.aci.aero](https://blog.aci.aero/airport-economics/the-high-wire-balancing-act-global-air-transport-demand-in-2018-and-2019/))
9. ICAO A42-WP/556 - State of the Industry and Outlook for Airport Traffic, Presented by ACI
   - Evidence informing the 2020 market-value input; displayed series and growth include calculations: Records the collapse from xx.xx airport passengers in 2019 to xx.xx in 2020; constrains the shock and funding-risk interpretation. ([icao.int](https://www.icao.int/sites/default/files/Meetings/a42/Documents/WP/wp_556_en.pdf))
   - Evidence informing the 2021 market-value input; displayed series and growth include calculations: Reports xx.xx airport passengers in 2021, supporting a prolonged funding and activity shock. ([icao.int](https://www.icao.int/sites/default/files/Meetings/a42/Documents/WP/wp_556_en.pdf))
   - Evidence informing the 2023 market-value input; displayed series and growth include calculations: Reports xx.xx airport passengers in 2023; traffic recovery is distinguished from equipment purchasing. ([icao.int](https://www.icao.int/sites/default/files/Meetings/a42/Documents/WP/wp_556_en.pdf))
   - Evidence informing the 2024 market-value input; displayed series and growth include calculations: Reports xx.xx airport passengers in 2024, providing a demand recovery cross-check. ([icao.int](https://www.icao.int/sites/default/files/Meetings/a42/Documents/WP/wp_556_en.pdf))

10. Port of Seattle - Baggage Handling System Optimization
    - Evidence informing the 2029 market-value input; displayed series and growth include calculations: Seattle plans to consolidate six baggage-screening systems, increase supported passenger capacity, and reduce screening-machine demand. Supports integration spending without one-for-one detector growth. ([portseattle.org](https://www.portseattle.org/projects/baggage-handling-system-optimization))
    - Evidence informing the 2032 market-value input; displayed series and growth include calculations: The consolidation example constrains equipment-volume assumptions; its whole baggage-handling project value is excluded from market sizing. ([portseattle.org](https://www.portseattle.org/projects/baggage-handling-system-optimization))
    - Evidence informing the 2040 market-value input; displayed series and growth include calculations: Provides a commercial counterexample to extrapolating passenger growth directly into machine counts throughout the long-range forecast. ([portseattle.org](https://www.portseattle.org/projects/baggage-handling-system-optimization))
    - Evidence informing forecast-year allocation inputs; displayed values and growth are calculated: Consolidation of six systems with reduced machine demand qualifies a traffic-to-detector-volume forecast. ([portseattle.org](https://www.portseattle.org/projects/baggage-handling-system-optimization))
    - Evidence informing forecast-year allocation inputs; displayed values and growth are calculated: The consolidation project supports integration-driven conveyor demand, but its whole-project value is excluded. ([portseattle.org](https://www.portseattle.org/projects/baggage-handling-system-optimization))
    - Evidence informing forecast-year allocation inputs; displayed values and growth are calculated: Brownfield consolidation supports the integration-demand premise, not the forecast's exact service growth factor. ([portseattle.org](https://www.portseattle.org/projects/baggage-handling-system-optimization))
    - Evidence informing forecast-year allocation inputs; displayed values and growth are calculated: The airport replaces six separate screening systems with centralized screening and expects reduced screening-machine demand while expanding capacity. This supplies a counterforce to volume-only checked-baggage forecasting.
    - Evidence informing base-year allocation inputs; displayed values and growth are calculated: Seattle is consolidating six screening systems, expects reduced screening-machine demand and schedules final-phase completion in 2029. Supports integration demand while constraining detector-volume growth; the whole-project budget is excluded.
    - Evidence informing forecast-year allocation inputs; displayed values and growth are calculated: Seattle is consolidating six screening systems, expects reduced screening-machine demand and schedules final-phase completion in 2029. Supports integration demand while constraining detector-volume growth; the whole-project budget is excluded.
    - Evidence informing forecast-year allocation inputs; displayed values and growth are calculated: Seattle's project combines increased screening capacity with consolidation from six screening systems and reduced screening-machine demand. This constrains the forecast assumption that capacity growth requires proportional equipment additions.
    - Evidence informing forecast-year allocation inputs; displayed values and growth are calculated: Replacement and capacity objectives coexist within the project. Its wider baggage-handling budget is not treated as screening-equipment revenue or assigned additively to multiple purposes.
11. Smiths Group PLC - Half Year Results for the Six Months Ended 31 January 2026
    - Evidence informing the 2026 market-value input; displayed series and growth include calculations: Reports xx.xx% organic growth for Smiths Detection in HY2026, with aviation checkpoint upgrades contributing. Supports a positive 2026 nowcast, not a directly observed global growth rate. ([www-live.smiths.com](https://www-live.smiths.com/media/villk35h/smiths-hy26-results-press-release.pdf))
12. UK Civil Aviation Authority - UK aviation officially breaks records with over 300m passenger journeys in 2025
    - Evidence informing base-year allocation inputs; displayed values and growth are calculated: The xx.xx-million UK-and-Crown-Dependency headline constrains the modeled UK country traffic bridge.
    - Evidence informing forecast-year allocation inputs; displayed values and growth are calculated: The xx.xx-million UK-and-Crown-Dependency headline constrains the modeled UK country traffic bridge.

13. CATSA 2025 Annual Report - Notes to the Financial Statements

- Evidence informing base-year allocation inputs; displayed values and growth are calculated: FY2024/xx.xx accounts disclose C$xx.xx maintenance/spares and C$xx.xx training/certification, supporting the service-budget calibration but not global baggage-only shares. ([catsa-acsta.gc.ca](https://www.catsa-acsta.gc.ca/en/publications/2025-annual-report/notes-financial-statements))
- Evidence informing forecast-year allocation inputs; displayed values and growth are calculated: FY2024/xx.xx accounts disclose C$xx.xx maintenance/spares and C$xx.xx training/certification, supporting the service-budget calibration but not global baggage-only shares. ([catsa-acsta.gc.ca](https://www.catsa-acsta.gc.ca/en/publications/2025-annual-report/notes-financial-statements))
- Evidence informing base-year allocation inputs; displayed values and growth are calculated: Maintenance and spare parts are combined in the accounts; the labor-versus-goods split therefore remains modeled. ([catsa-acsta.gc.ca](https://www.catsa-acsta.gc.ca/en/publications/2025-annual-report/notes-financial-statements))
- Evidence informing forecast-year allocation inputs; displayed values and growth are calculated: Maintenance and spare parts are combined in the accounts; the labor-versus-goods split therefore remains modeled. ([catsa-acsta.gc.ca](https://www.catsa-acsta.gc.ca/en/publications/2025-annual-report/notes-financial-statements))
- Evidence informing base-year allocation inputs; displayed values and growth are calculated: The C$xx.xx training/certification expense supplies the numerator of the adjusted training-to-capital proxy. ([catsa-acsta.gc.ca](https://www.catsa-acsta.gc.ca/en/publications/2025-annual-report/notes-financial-statements))
- Evidence informing forecast-year allocation inputs; displayed values and growth are calculated: The C$xx.xx training/certification expense supplies the numerator of the adjusted training-to-capital proxy. ([catsa-acsta.gc.ca](https://www.catsa-acsta.gc.ca/en/publications/2025-annual-report/notes-financial-statements))
- Evidence informing base-year allocation inputs; displayed values and growth are calculated: C$xx.xx trace/consumables is distinct from maintenance/spares and supplies the contrary consumables-intensity comparator, not a global observation. ([catsa-acsta.gc.ca](https://www.catsa-acsta.gc.ca/en/publications/2025-annual-report/notes-financial-statements))
- Evidence informing forecast-year allocation inputs; displayed values and growth are calculated: C$xx.xx trace/consumables is distinct from maintenance/spares and supplies the contrary consumables-intensity comparator, not a global observation. ([catsa-acsta.gc.ca](https://www.catsa-acsta.gc.ca/en/publications/2025-annual-report/notes-financial-statements))
- Evidence informing base-year allocation inputs; displayed values and growth are calculated: Separately reports C$xx.xx maintenance/spares, C$xx.xx trace/consumables and C$xx.xx training/certification, constraining attributable agency lifecycle expenditure.
- Evidence informing base-year allocation inputs; displayed values and growth are calculated: Separates screening-contractor payments from equipment support, preventing staffing expenditure from becoming equipment-market purchasing.
- Evidence informing forecast-year allocation inputs; displayed values and growth are calculated: Separately reports C$xx.xx maintenance/spares, C$xx.xx trace/consumables and C$xx.xx training/certification, constraining attributable agency lifecycle expenditure.
- Evidence informing forecast-year allocation inputs; displayed values and growth are calculated: Separates screening-contractor payments from equipment support, preventing staffing expenditure from becoming equipment-market purchasing.
- Evidence informing base-year allocation inputs; displayed values and growth are calculated: Audited expense disclosure reports C$xx.xx for maintenance and spare parts in the year ended March xx.xx 2025. It constrains support-spending materiality, not the amount attributable to an independent provider. ([catsa-acsta.gc.ca](https://www.catsa-acsta.gc.ca/en/publications/2025-annual-report/notes-financial-statements))

14. CATSA 2025 Annual Report - Management's Discussion and Analysis
    - Evidence informing base-year allocation inputs; displayed values and growth are calculated: EDS capital expenditure of C$xx.xx includes equipment and installation/integration and supplies the training-calibration denominator, subject to baggage attribution. ([catsa-acsta.gc.ca](https://www.catsa-acsta.gc.ca/en/publications/2025-annual-report/management-discussion-and-analysis))
    - Evidence informing forecast-year allocation inputs; displayed values and growth are calculated: EDS capital expenditure of C$xx.xx includes equipment and installation/integration and supplies the training-calibration denominator, subject to baggage attribution. ([catsa-acsta.gc.ca](https://www.catsa-acsta.gc.ca/en/publications/2025-annual-report/management-discussion-and-analysis))
    - Evidence informing base-year allocation inputs; displayed values and growth are calculated: The capital definition includes associated installation and integration, supporting the distinction between deployment services and equipment value. ([catsa-acsta.gc.ca](https://www.catsa-acsta.gc.ca/en/publications/2025-annual-report/management-discussion-and-analysis))
    - Evidence informing forecast-year allocation inputs; displayed values and growth are calculated: The capital definition includes associated installation and integration, supporting the distinction between deployment services and equipment value. ([catsa-acsta.gc.ca](https://www.catsa-acsta.gc.ca/en/publications/2025-annual-report/management-discussion-and-analysis))
    - Evidence informing forecast-year allocation inputs; displayed values and growth are calculated: Actual spending, original budget and reprofile amounts constrain the forecast's purchasing-execution interpretation; they are not a global growth rate. ([catsa-acsta.gc.ca](https://www.catsa-acsta.gc.ca/en/publications/2025-annual-report/management-discussion-and-analysis))
    - Evidence informing base-year allocation inputs; displayed values and growth are calculated: FY2024/xx.xx pre-board capital appropriations used were C$xx.xx. This supplies the Canadian purchasing comparison and a component of the non-passenger-to-cabin activity proxy, not a global share.
    - Evidence informing forecast-year allocation inputs; displayed values and growth are calculated: FY2024/xx.xx pre-board capital appropriations used were C$xx.xx. This supplies the Canadian purchasing comparison and a component of the non-passenger-to-cabin activity proxy, not a global share.
    - Evidence informing base-year allocation inputs; displayed values and growth are calculated: FY2024/xx.xx hold-baggage capital appropriations used were C$xx.xx; this constrains the independent application-capital comparison.
    - Evidence informing base-year allocation inputs; displayed values and growth are calculated: FY2024/xx.xx non-passenger capital appropriations used were C$xx.xx, below the original C$xx.xx budget. Actual purchasing informs the proxy and qualifies automatic announcement-to-revenue conversion.
    - Evidence informing forecast-year allocation inputs; displayed values and growth are calculated: FY2024/xx.xx non-passenger capital appropriations used were C$xx.xx, below the original C$xx.xx budget. Actual purchasing informs the proxy and qualifies automatic announcement-to-revenue conversion.
    - Evidence informing base-year allocation inputs; displayed values and growth are calculated: Reports C$xx.xx EDS capital expenditure for FY2024/xx.xx and identifies both baggage equipment and full-body scanners in the capital scope, requiring a baggage-attribution adjustment.
    - Evidence informing forecast-year allocation inputs; displayed values and growth are calculated: Reports C$xx.xx EDS capital expenditure for FY2024/xx.xx and identifies both baggage equipment and full-body scanners in the capital scope, requiring a baggage-attribution adjustment.
    - Evidence informing forecast-year allocation inputs; displayed values and growth are calculated: EDS outturn was C$xx.xx versus an original C$xx.xx plan and revised C$xx.xx budget. Reprofiling constrains assumed award conversion and deployment timing; it does not measure procurement-channel mix. ([catsa-acsta.gc.ca](https://www.catsa-acsta.gc.ca/en/publications/2025-annual-report/management-discussion-and-analysis))
    - Evidence informing base-year allocation inputs; displayed values and growth are calculated: The actual capital-project list identifies hold-baggage capacity expansion at Montréal-Trudeau, supporting the expansion classification, not its modeled global revenue weight.
    - Evidence informing forecast-year allocation inputs; displayed values and growth are calculated: The actual capital-project list identifies hold-baggage capacity expansion at Montréal-Trudeau, supporting the expansion classification, not its modeled global revenue weight.
    - Evidence informing base-year allocation inputs; displayed values and growth are calculated: The actual project list includes checkpoint CT deployment and hold-baggage oversize-equipment lifecycle management, supporting renewal activity without disclosing its purpose-specific spending.
    - Evidence informing forecast-year allocation inputs; displayed values and growth are calculated: The actual project list includes checkpoint CT deployment and hold-baggage oversize-equipment lifecycle management,

15. Aviation security screening approved equipment list
    - Evidence informing base-year allocation inputs; displayed values and growth are calculated: Baggage EDS/EDSCB and conventional X-ray classes support the inspection-system boundary, not sales weights. ([gov.uk](https://www.gov.uk/government/collections/aviation-security-screening-approved-equipment-list))
    - Evidence informing forecast-year allocation inputs; displayed values and growth are calculated: Baggage EDS/EDSCB and conventional X-ray classes support the inspection-system boundary, not sales weights. ([gov.uk](https://www.gov.uk/government/collections/aviation-security-screening-approved-equipment-list))
    - Evidence informing base-year allocation inputs; displayed values and growth are calculated: Liquid detectors are a distinct cabin-baggage category; the complete bulk-material extension remains modeled within the captured boundary. ([gov.uk](https://www.gov.uk/government/collections/aviation-security-screening-approved-equipment-list))
    - Evidence informing forecast-year allocation inputs; displayed values and growth are calculated: Liquid detectors are a distinct cabin-baggage category; the complete bulk-material extension remains modeled within the captured boundary. ([gov.uk](https://www.gov.uk/government/collections/aviation-security-screening-approved-equipment-list))
    - Evidence informing base-year allocation inputs; displayed values and growth are calculated: ETD serves baggage and other applications, requiring explicit baggage attribution rather than allocating all detector sales here. ([gov.uk](https://www.gov.uk/government/collections/aviation-security-screening-approved-equipment-list))
    - Evidence informing forecast-year allocation inputs; displayed values and growth are calculated: ETD serves baggage and other applications, requiring explicit baggage attribution rather than allocating all detector sales here. ([gov.uk](https://www.gov.uk/government/collections/aviation-security-screening-approved-equipment-list))
    - Evidence informing base-year allocation inputs; displayed values and growth are calculated: Dedicated ETD consumables are separately recognized, supporting goods classification without establishing spending or unrestricted interchangeability. ([gov.uk](https://www.gov.uk/government/collections/aviation-security-screening-approved-equipment-list))
    - Evidence informing forecast-year allocation inputs; displayed values and growth are calculated: Dedicated ETD consumables are separately recognized, supporting goods classification without establishing spending or unrestricted interchangeability. ([gov.uk](https://www.gov.uk/government/collections/aviation-security-screening-approved-equipment-list))
16. Quantifying the Impacts of Delayed Maintenance of Airport Assets: A Guide - Chapter 6, Baggage Handling Systems
    - Evidence informing base-year allocation inputs; displayed values and growth are calculated: The baggage-handling cost study uses a modeled xx.xx% labor share, adopted only as an adjacent support-cost proxy. ([nationalacademies.org](https://www.nationalacademies.org/read/xx.xx/chapter/xx.xx))
    - Evidence informing forecast-year allocation inputs; displayed values and growth are calculated: The baggage-handling cost study uses a modeled xx.xx% labor share, adopted only as an adjacent support-cost proxy. ([nationalacademies.org](https://www.nationalacademies.org/read/xx.xx/chapter/xx.xx))
    - Evidence informing base-year allocation inputs; displayed values and growth are calculated: Its corresponding modeled xx.xx% parts share calibrates the labor/goods separation; it is not an observed screening-equipment ratio. ([nationalacademies.org](https://www.nationalacademies.org/read/xx.xx/chapter/xx.xx))
    - Evidence informing forecast-year allocation inputs; displayed values and growth are calculated: Its corresponding modeled xx.xx% parts share calibrates the labor/goods separation; it is not an observed screening-equipment ratio. ([nationalacademies.org](https://www.nationalacademies.org/read/xx.xx/chapter/xx.xx))

17. Procurement of Next Generation Security Checkpoint Equipment - Contract Award Notice

- Evidence informing base-year allocation inputs; displayed values and growth are calculated: The seven-system award includes automated tray return, demonstrating bundled purchasing but no separately priced hardware allocation. ([sell2wales.gov.wales](https://www.sell2wales.gov.wales/search/show/search_view.aspx?ID=NOV417275))
- Evidence informing forecast-year allocation inputs; displayed values and growth are calculated: The seven-system award includes automated tray return, demonstrating bundled purchasing but no separately priced hardware allocation. ([sell2wales.gov.wales](https://www.sell2wales.gov.wales/search/show/search_view.aspx?ID=NOV417275))
- Evidence informing base-year allocation inputs; displayed values and growth are calculated: The integrated CT/tray-return scope constrains the automation interface boundary; it does not value general airport conveyors. ([sell2wales.gov.wales](https://www.sell2wales.gov.wales/search/show/search_view.aspx?ID=NOV417275))
- Evidence informing forecast-year allocation inputs; displayed values and growth are calculated: The integrated CT/tray-return scope constrains the automation interface boundary; it does not value general airport conveyors. ([sell2wales.gov.wales](https://www.sell2wales.gov.wales/search/show/search_view.aspx?ID=NOV417275))
- Evidence informing base-year allocation inputs; displayed values and growth are calculated: Central image processing is an explicit purchased function, without a separately disclosed license price. ([sell2wales.gov.wales](https://www.sell2wales.gov.wales/search/show/search_view.aspx?ID=NOV417275))
- Evidence informing forecast-year allocation inputs; displayed values and growth are calculated: Central image processing is an explicit purchased function, without a separately disclosed license price. ([sell2wales.gov.wales](https://www.sell2wales.gov.wales/search/show/search_view.aspx?ID=NOV417275))
- Evidence informing base-year allocation inputs; displayed values and growth are calculated: Supply, installation and commissioning are included deliverables, supporting deployment-service attribution without establishing its percentage. ([sell2wales.gov.wales](https://www.sell2wales.gov.wales/search/show/search_view.aspx?ID=NOV417275))
- Evidence informing forecast-year allocation inputs; displayed values and growth are calculated: Supply, installation and commissioning are included deliverables, supporting deployment-service attribution without establishing its percentage. ([sell2wales.gov.wales](https://www.sell2wales.gov.wales/search/show/search_view.aspx?ID=NOV417275))
- Evidence informing base-year allocation inputs; displayed values and growth are calculated: The October xx.xx 2022 award covers seven systems combining cabin CT, tray return, image processing and deployment responsibilities. It supports integrated purchased scope, not completed delivery or a global sales weight.
- Evidence informing forecast-year allocation inputs; displayed values and growth are calculated: The October xx.xx 2022 award covers seven systems combining cabin CT, tray return, image processing and deployment responsibilities. It supports integrated purchased scope, not completed delivery or a global sales weight.
- Evidence informing base-year allocation inputs; displayed values and growth are calculated: The integrated Newcastle procurement reports a GBP xx.xx-xx.xx offer range but no physical review-room location; its value cannot be assigned automatically to local review. ([sell2wales.gov.wales](https://www.sell2wales.gov.wales/search/show/search_view.aspx?ID=NOV417275))
- Evidence informing forecast-year allocation inputs; displayed values and growth are calculated: The integrated Newcastle procurement reports a GBP xx.xx-xx.xx offer range but no physical review-room location; its value cannot be assigned automatically to local review. ([sell2wales.gov.wales](https://www.sell2wales.gov.wales/search/show/search_view.aspx?ID=NOV417275))
- Evidence informing base-year allocation inputs; displayed values and growth are calculated: Central image processing is included, but a separate on-site room is not specified; constrains classification rather than supplying a remote-review sales weight. ([sell2wales.gov.wales](https://www.sell2wales.gov.wales/search/show/search_view.aspx?ID=NOV417275))
- Evidence informing forecast-year allocation inputs; displayed values and growth are calculated: Central image processing is included, but a separate on-site room is not specified; constrains classification rather than supplying a remote-review sales weight. ([sell2wales.gov.wales](https://www.sell2wales.gov.wales/search/show/search_view.aspx?ID=NOV417275))
- Evidence informing base-year allocation inputs; displayed values and growth are calculated: The bundled award does not identify a mixed-location package or its attributable price, preventing automatic hybrid classification. ([sell2wales.gov.wales](https://www.sell2wales.gov.wales/search/show/search_view.aspx?ID=NOV417275))
- Evidence informing forecast-year allocation inputs; displayed values and growth are calculated: The bundled award does not identify a mixed-location package or its attributable price, preventing automatic hybrid classification.

18. AI for Monitoring Aviation Security: Fraport and German Federal Police Start Regular Operation of APIDS
    - Evidence informing forecast-year allocation inputs; displayed values and growth are calculated: January xx.xx 2026 APIDS deployment demonstrates additional software adoption, without establishing separate revenue. ([fraport.com](https://www.fraport.com/en/newsroom/press-releases/2026/q1/ai-for-monitoring-aviation-security.html))
    - Evidence informing forecast-year allocation inputs; displayed values and growth are calculated: Deployment on more than xx.xx CT scanners is the independent quantitative rollout test; it does not validate the modeled license-growth factor. ([fraport.com](https://www.fraport.com/en/newsroom/press-releases/2026/q1/ai-for-monitoring-aviation-security.html))
    - Evidence informing forecast-year allocation inputs; displayed values and growth are calculated: On January xx.xx 2026, Fraport announced regular APIDS software operation on more than xx.xx existing Smiths CT scanners. This independently supports retained-system enhancement at one buyer, not global penetration or realized license revenue.
19. Smiths Detection - Digital Innovation
    - Evidence informing base-year allocation inputs; displayed values and growth are calculated: The supplier identifies detection applications as a commercial function; separate fee allocation remains assumed. ([smithsdetection.com](https://www.smithsdetection.com/digital-innovation/))
    - Evidence informing forecast-year allocation inputs; displayed values and growth are calculated: The supplier identifies detection applications as a commercial function; separate fee allocation remains assumed. ([smithsdetection.com](https://www.smithsdetection.com/digital-innovation/))
    - Evidence informing base-year allocation inputs; displayed values and growth are calculated: Centralized screening supports the image-review function, not an observed software revenue weight. ([smithsdetection.com](https://www.smithsdetection.com/digital-innovation/))
    - Evidence informing forecast-year allocation inputs; displayed values and growth are calculated: Centralized screening supports the image-review function, not an observed software revenue weight. ([smithsdetection.com](https://www.smithsdetection.com/digital-innovation/))
    - Evidence informing base-year allocation inputs; displayed values and growth are calculated: Connectivity, multi-vendor integration and equipment-health applications establish the fleet-management function without proving customer-specific rights or prices. ([smithsdetection.com](https://www.smithsdetection.com/digital-innovation/))
    - Evidence informing forecast-year allocation inputs; displayed values and growth are calculated: Connectivity, multi-vendor integration and equipment-health applications establish the fleet-management function without proving customer-specific rights or prices. ([smithsdetection.com](https://www.smithsdetection.com/digital-innovation/))
    - Evidence informing base-year allocation inputs; displayed values and growth are calculated: ELECTORA is offered for integrating multi-vendor devices, datasets and applications; establishes the vendor-platform category but discloses no category revenue or customer-specific substitution entitlement. ([smithsdetection.com](https://www.smithsdetection.com/digital-innovation/))
    - Evidence informing forecast-year allocation inputs; displayed values and growth are calculated: ELECTORA is offered for integrating multi-vendor devices, datasets and applications; establishes the vendor-platform category but discloses no category revenue or customer-specific substitution entitlement. ([smithsdetection.com](https://www.smithsdetection.com/digital-innovation/))
20. UK Civil Aviation Authority - Threat Image Projection (TIP)
    - Evidence informing base-year allocation inputs; displayed values and growth are calculated: TIP library approval and renewal obligations support continuing software commitments, not the modeled global fee or share. ([caa.co.uk](https://www.caa.co.uk/commercial-industry/security/training-and-human-factors/threat-image-projection/))
    - Evidence informing forecast-year allocation inputs; displayed values and growth are calculated: TIP library approval and renewal obligations support continuing software commitments, not the modeled global fee or share. ([caa.co.uk](https://www.caa.co.uk/commercial-industry/security/training-and-human-factors/threat-image-projection/))

21. Smiths Detection - Service

- Evidence informing base-year allocation inputs; displayed values and growth are calculated: Inclusive capital-equipment support covers labor and parts, requiring a single-count economic allocation across services and goods. ([smithsdetection.com](https://www.smithsdetection.com/service/))
- Evidence informing forecast-year allocation inputs; displayed values and growth are calculated: Inclusive capital-equipment support covers labor and parts, requiring a single-count economic allocation across services and goods. ([smithsdetection.com](https://www.smithsdetection.com/service/))
- Evidence informing base-year allocation inputs; displayed values and growth are calculated: Equipment-specific training and certification are commercial offerings distinct from routine screening staffing. ([smithsdetection.com](https://www.smithsdetection.com/service/))
- Evidence informing forecast-year allocation inputs; displayed values and growth are calculated: Equipment-specific training and certification are commercial offerings distinct from routine screening staffing. ([smithsdetection.com](https://www.smithsdetection.com/service/))
- Evidence informing base-year allocation inputs; displayed values and growth are calculated: The parts-support offering and inclusive contracts corroborate the goods boundary, but not the assumed xx.xx% allocation. ([smithsdetection.com](https://www.smithsdetection.com/service/))
- Evidence informing forecast-year allocation inputs; displayed values and growth are calculated: The parts-support offering and inclusive contracts corroborate the goods boundary, but not the assumed xx.xx% allocation. ([smithsdetection.com](https://www.smithsdetection.com/service/))
- Evidence informing base-year allocation inputs; displayed values and growth are calculated: Describes inclusive labor-and-parts contracts and manufacturer support, supporting nonduplicative lifecycle attribution to projection equipment, not a verified xx.xx% fee. ([smithsdetection.com](https://www.smithsdetection.com/service/))
- Evidence informing forecast-year allocation inputs; displayed values and growth are calculated: Describes inclusive labor-and-parts contracts and manufacturer support, supporting nonduplicative lifecycle attribution to projection equipment, not a verified xx.xx% fee. ([smithsdetection.com](https://www.smithsdetection.com/service/))
- Evidence informing base-year allocation inputs; displayed values and growth are calculated: Supports the existence of manufacturer lifecycle offerings; broad service-footprint counts are not used as CT revenue weights.
- Evidence informing forecast-year allocation inputs; displayed values and growth are calculated: Supports the existence of manufacturer lifecycle offerings; broad service-footprint counts are not used as CT revenue weights.
- Evidence informing base-year allocation inputs; displayed values and growth are calculated: Supports commercial maintenance, refurbishment and parts offerings for portable equipment without establishing baggage-specific service receipts.
- Evidence informing forecast-year allocation inputs; displayed values and growth are calculated: Supports commercial maintenance, refurbishment and parts offerings for portable equipment without establishing baggage-specific service receipts.
- Evidence informing base-year allocation inputs; displayed values and growth are calculated: The manufacturer markets direct on-site support and inclusive capital-equipment labor-and-parts contracts. This supports a continuing manufacturer-service alternative, without measuring a pricing premium. ([smithsdetection.com](https://www.smithsdetection.com/service/))
- Evidence informing forecast-year allocation inputs; displayed values and growth are calculated: The manufacturer markets direct on-site support and inclusive capital-equipment labor-and-parts contracts. This supports a continuing manufacturer-service alternative, without measuring a pricing premium. ([smithsdetection.com](https://www.smithsdetection.com/service/))
- Evidence informing base-year allocation inputs; displayed values and growth are calculated: Manufacturer-provided bundled support is a commercial alternative to separate technical-service procurement, limiting assumptions of unrestricted third-party substitution. ([smithsdetection.com](https://www.smithsdetection.com/service/))
- Evidence informing forecast-year allocation inputs; displayed values and growth are calculated: Manufacturer-provided bundled support is a commercial alternative to separate technical-service procurement, limiting assumptions of unrestricted third-party substitution. ([smithsdetection.com](https://www.smithsdetection.com/service/))

22. Hold baggage screening upgrade, Dublin and Cork Airports, Ireland

- Evidence informing base-year allocation inputs; displayed values and growth are calculated: Separate professional-service appointments cover project controls, design oversight and interface management; the broader construction budget is not used as screening-service revenue. ([neccontract.com](https://www.neccontract.com/projects/hold-baggage-screening-upgrade-dublin-and-cork-airports-ireland))
- Evidence informing forecast-year allocation inputs; displayed values and growth are calculated: Separate professional-service appointments cover project controls, design oversight and interface management; the broader construction budget is not used as screening-service revenue. ([neccontract.com](https://www.neccontract.com/projects/hold-baggage-screening-upgrade-dublin-and-cork-airports-ireland))
- Evidence informing base-year allocation inputs; displayed values and growth are calculated: Describes three upgraded hold-baggage systems delivered through separate construction, baggage-integration and advisory appointments, completed in March 2023. Supports integrated-system attribution without assuming a universal single-prime model.
- Evidence informing forecast-year allocation inputs; displayed values and growth are calculated: Describes three upgraded hold-baggage systems delivered through separate construction, baggage-integration and advisory appointments, completed in March 2023. Supports integrated-system attribution without assuming a universal single-prime model.

23. Corporate Plan 2025-26 to 2029-30 Summary - Financial Overview
    - Evidence informing base-year allocation inputs; displayed values and growth are calculated: CATSA distinguishes major-checkpoint CT replacement from single-view-to-multiview replacement elsewhere, supporting application-specific projection demand and forecast assumptions. It also discloses capital funding subject to reprofile approval. ([catsa-acsta.gc.ca](https://www.catsa-acsta.gc.ca/en/publications/corporate-plan-2025-xx.xx-2029-xx.xx/financial-overview))
    - Evidence informing forecast-year allocation inputs; displayed values and growth are calculated: CATSA distinguishes major-checkpoint CT replacement from single-view-to-multiview replacement elsewhere, supporting application-specific projection demand and forecast assumptions. It also discloses capital funding subject to reprofile approval. ([catsa-acsta.gc.ca](https://www.catsa-acsta.gc.ca/en/publications/corporate-plan-2025-xx.xx-2029-xx.xx/financial-overview))
    - Evidence informing base-year allocation inputs; displayed values and growth are calculated: Identifies single-view equipment as a replacement population, supporting the modeled displacement mechanism rather than an observed global share.
    - Evidence informing forecast-year allocation inputs; displayed values and growth are calculated: Identifies single-view equipment as a replacement population, supporting the modeled displacement mechanism rather than an observed global share.
    - Evidence informing base-year allocation inputs; displayed values and growth are calculated: Multiview remains a planned purchasing destination at non-passenger checkpoints and Class xx.xx airports, qualifying universal CT substitution.
    - Evidence informing forecast-year allocation inputs; displayed values and growth are calculated: Multiview remains a planned purchasing destination at non-passenger checkpoints and Class xx.xx airports, qualifying universal CT substitution.
    - Evidence informing base-year allocation inputs; displayed values and growth are calculated: CT replacement is a stated major-checkpoint investment priority, subject to funding and delivery risks; this supports direction, not the modeled global share.
    - Evidence informing forecast-year allocation inputs; displayed values and growth are calculated: CT replacement is a stated major-checkpoint investment priority, subject to funding and delivery risks; this supports direction, not the modeled global share.
    - Evidence informing base-year allocation inputs; displayed values and growth are calculated: The plan includes additional screening equipment and expansion of existing hold-baggage screening capacity. Its FY2025/xx.xx capital budget is C$xx.xx across mixed activities; plans are not recognized supplier revenue.
    - Evidence informing forecast-year allocation inputs; displayed values and growth are calculated: The plan includes additional screening equipment and expansion of existing hold-baggage screening capacity. Its FY2025/xx.xx capital budget is C$xx.xx across mixed activities; plans are not recognized supplier revenue.
    - Evidence informing base-year allocation inputs; displayed values and growth are calculated: The plan distinguishes replacement of checkpoint X-ray equipment with CT and asset lifecycle renewal from additional capacity. Funding, partner timing and reprofiling qualify forecast realization.
    - Evidence informing forecast-year allocation inputs; displayed values and growth are calculated: The plan distinguishes replacement of checkpoint X-ray equipment with CT and asset lifecycle renewal from additional capacity. Funding, partner timing and reprofiling qualify forecast realization.
24. ECAC CEP Public Equipment List - Explosive Detection Systems, Update 18 April 2025
    - Evidence informing base-year allocation inputs; displayed values and growth are calculated: The April xx.xx 2025 list retains XRD xx.xx supporting the legacy commercial-category premise but not the assumed installed cohort or sales volume. ([ecac-ceac.org](https://www.ecac-ceac.org/images/activities/security/ECAC-CEP-EDS-equipment_public_list_update_20250418.pdf))
    - Evidence informing forecast-year allocation inputs; displayed values and growth are calculated: The April xx.xx 2025 list retains XRD xx.xx supporting the legacy commercial-category premise but not the assumed installed cohort or sales volume. ([ecac-ceac.org](https://www.ecac-ceac.org/images/activities/security/ECAC-CEP-EDS-equipment_public_list_update_20250418.pdf))

25. Partners - HALO X-ray Technologies Ltd

· Evidence informing base-year allocation inputs; displayed values and growth are calculated: Named airport pilots and approximately USD xx.xx and USD xx.xx development programs establish commercialization activity and program scale, not realized annual XRD equipment revenue. ([haloxray.com](https://www.haloxray.com/partners))

· Evidence informing forecast-year allocation inputs; displayed values and growth are calculated: Named airport pilots and approximately USD xx.xx and USD xx.xx development programs establish commercialization activity and program scale, not realized annual XRD equipment revenue. ([haloxray.com](https://www.haloxray.com/partners))

26. Explosives Trace Detectors (ETDs): Market Survey Report, November 2021

· Evidence informing base-year allocation inputs; displayed values and growth are calculated: Historical IONSCAN xx.xx list-price configurations around USD xx.xx-xx.xx constrain the IMS price class; they do not establish 2025 purchasing volumes or realizations. ([dhs.gov](https://dhs.gov/sites/default/files/2021-xx.xx/SAVER_Explosives%20Trace%20Detectors%20MSR_08Nov2021_Final-xx.xx.pdf))

· Evidence informing forecast-year allocation inputs; displayed values and growth are calculated: Historical IONSCAN xx.xx list-price configurations around USD xx.xx-xx.xx constrain the IMS price class; they do not establish 2025 purchasing volumes or realizations. ([dhs.gov](https://dhs.gov/sites/default/files/2021-xx.xx/SAVER_Explosives%20Trace%20Detectors%20MSR_08Nov2021_Final-xx.xx.pdf))

· Evidence informing base-year allocation inputs; displayed values and growth are calculated: The Fido X4 historical USD xx.xx list-price benchmark supports the explicit nominal-price bridge; baggage attribution and unit mix remain modeled.

· Evidence informing forecast-year allocation inputs; displayed values and growth are calculated: The Fido X4 historical USD xx.xx list-price benchmark supports the explicit nominal-price bridge; baggage attribution and unit mix remain modeled.

27. Astrotech Corporation - Form 10-K for the Fiscal Year Ended June 30, 2025

· Evidence informing base-year allocation inputs; displayed values and growth are calculated: Discloses FY2025 product and service revenue, xx.xx deployment locations, and a six-unit USD xx.xx order. These provide a price comparator and supplier-scale check, not baggage-only revenue. ([sec.gov](https://www.sec.gov/Archives/edgar/data/xx.xx/xx.xx/astc20250630_10k.htm))

· Evidence informing forecast-year allocation inputs; displayed values and growth are calculated: Discloses FY2025 product and service revenue, xx.xx deployment locations, and a six-unit USD xx.xx order. These provide a price comparator and supplier-scale check, not baggage-only revenue. ([sec.gov](https://www.sec.gov/Archives/edgar/data/xx.xx/xx.xx/astc20250630_10k.htm))

28. Astrotech Corporation - Form 10-K for the Fiscal Year Ended June 30, 2026

· Evidence informing base-year allocation inputs; displayed values and growth are calculated: Reports eight TRACER units sold in FY2025 versus three in FY2026, identifies grant-related revenue within FY2025 product revenue, and describes a potential subsidiary sale. These constrain MS attribution and forecast optimism. ([sec.gov](https://www.sec.gov/Archives/edgar/data/xx.xx/xx.xx/astc20260630_10k.htm))

· Evidence informing forecast-year allocation inputs; displayed values and growth are calculated: Reports eight TRACER units sold in FY2025 versus three in FY2026, identifies grant-related revenue within FY2025 product revenue, and describes a potential subsidiary sale. These constrain MS attribution and forecast optimism. ([sec.gov](https://www.sec.gov/Archives/edgar/data/xx.xx/xx.xx/astc20260630_10k.htm))

29. Liquid Explosive Detector, Bottle Liquid Scanner, Insight - Agilent

· Evidence informing base-year allocation inputs; displayed values and growth are calculated: Identifies Raman-based airport resolution products and dated September 2025 launch and May 2026 contract announcements. Supports category continuity and adoption premises, not global unit or revenue shares. ([agilent.com](https://www.agilent.com/en/product/molecular-spectroscopy/raman-spectroscopy/raman-aviation-security-systems/insight-series-alarm-resolution-systems))

· Evidence informing forecast-year allocation inputs; displayed values and growth are calculated: Identifies Raman-based airport resolution products and dated September 2025 launch and May 2026 contract announcements. Supports category continuity and adoption premises, not global unit or revenue shares. ([agilent.com](https://www.agilent.com/en/product/molecular-spectroscopy/raman-spectroscopy/raman-aviation-security-systems/insight-series-alarm-resolution-systems))

30. Bottle Liquid Scanner for Sale from China - Securina

· Evidence informing base-year allocation inputs; displayed values and growth are calculated: Positions microwave-based liquid-screening products for airports and customs. Supports commercial classification only; prices, authorization and purchasing weights remain assumptions. ([securinadetection.com](https://www.securinadetection.com/Bottle-Liquid-Scanner-Manufacturer-China.html))

· Evidence informing forecast-year allocation inputs; displayed values and growth are calculated: Positions microwave-based liquid-screening products for airports and customs. Supports commercial classification only; prices, authorization and purchasing weights remain assumptions. ([securinadetection.com](https://www.securinadetection.com/Bottle-Liquid-Scanner-Manufacturer-China.html))

31. Quick, Accurate Threat-Detection Scanner for Liquid, Aerosol, and Gels Eases and Secures Air Travel Worldwide

· Evidence informing base-year allocation inputs; displayed values and growth are calculated: Identifies LS10 as a complete commercial liquid scanner combining RF and ultrasonic capabilities, supporting nonduplicative complete-product attribution. ([battelle.org](https://www.battelle.org/insights/case-studies/case-study-details/quick-accurate-threat-detection-scanner-for-liquid-aerosol-and-gels-eases-and-secures-air-travel-worldwide))

· Evidence informing forecast-year allocation inputs; displayed values and growth are calculated: Identifies LS10 as a complete commercial liquid scanner combining RF and ultrasonic capabilities, supporting nonduplicative complete-product attribution. ([battelle.org](https://www.battelle.org/insights/case-studies/case-study-details/quick-accurate-threat-detection-scanner-for-liquid-aerosol-and-gels-eases-and-secures-air-travel-worldwide))

32. ECAC CEP Public Equipment List - Liquid Explosive Detection Systems, Update 10 July 2025

· Evidence informing base-year allocation inputs; displayed values and growth are calculated: The July xx.xx 2025 list includes One Resonance Sensors MobiLab BLS. This supports retained listed status for a named product, not active supply, paid installed stock or observed receipts. ([ecac-ceac.org](https://www.ecac-ceac.org/images/activities/security/ECAC-CEP-LEDS%20equipment%20public%20list-update%xx.xx-xx.xx-rev1.pdf))

· Evidence informing forecast-year allocation inputs; displayed values and growth are calculated: The July xx.xx 2025 list includes One Resonance Sensors MobiLab BLS. This supports retained listed status for a named product, not active supply, paid installed stock or observed receipts. ([ecac-ceac.org](https://www.ecac-ceac.org/images/activities/security/ECAC-CEP-LEDS%20equipment%20public%20list-update%xx.xx-xx.xx-rev1.pdf))

33. MobiLab BLS Bottled Liquid Scanner Endorsed By European Civil Aviation Conference

· Evidence informing base-year allocation inputs; displayed values and growth are calculated: The company's May xx.xx 2014 announcement identifies MobiLab BLS as an NMR-based airport liquid scanner and states that orders were being accepted. Establishes historical commercial offering, not 2025 deliveries. ([prnewswire.com](https://www.prnewswire.com/news-releases/mobilab-bls-bottled-liquid-scanner-endorsed-by-european-civil-aviation-conference-xx.xx.html))

· Evidence informing forecast-year allocation inputs; displayed values and growth are calculated: The company's May xx.xx 2014 announcement identifies MobiLab BLS as an NMR-based airport liquid scanner and states that orders were being accepted. Establishes historical commercial offering, not 2025 deliveries. ([prnewswire.com](https://www.prnewswire.com/news-releases/mobilab-bls-bottled-liquid-scanner-endorsed-by-european-civil-aviation-conference-xx.xx.html))

34. SafePointe BLS Powered by ORS - Bottled Liquid Explosives Detection Solution

· Evidence informing base-year allocation inputs; displayed values and growth are calculated: The branded supplier brochure documents an ORS-powered bottled-liquid product channel. Its availability does not establish current orders or support continuity; it supports only the legacy-channel modeling premise. ([uploads-ssl.webflow.com](https://uploads-ssl.webflow.com/608330bcae48962bf6d7ff37/6149f80be6c30d34b5e3debe_BLS-Flyer-Compressed.pdf))

· Evidence informing forecast-year allocation inputs; displayed values and growth are calculated: The branded supplier brochure documents an ORS-powered bottled-liquid product channel. Its availability does not establish current orders or support continuity; it supports only the legacy-channel modeling premise. ([uploads-ssl.webflow.com](https://uploads-ssl.webflow.com/608330bcae48962bf6d7ff37/6149f80be6c30d34b5e3debe_BLS-Flyer-Compressed.pdf))

35. Florida Division of Corporations - One Resonance Sensors, LLC, Entity Detail

· Evidence informing base-year allocation inputs; displayed values and growth are calculated: The official registry records One Resonance Sensors, LLC as inactive following administrative dissolution on September xx.xx 2019. This counterevidence constrains continuity assumptions but does not prove zero surviving product support. ([search.sunbiz.org](https://search.sunbiz.org/Inquiry/CorporationSearch/SearchResultDetail?aggregateId=flal-l11000122986-c57f60b3-690d-4c87-836a-9aeb045075e8&directionType=CurrentList&inquirytype=EntityName&listNameOrder=ONERESONANCESENSORS+L110001229860&searchNameOrder=ONERESONANCESENSORS+L110001229860&searchTerm=ONE+RED+AMPERSAND+LLC))

· Evidence informing forecast-year allocation inputs; displayed values and growth are calculated: The official registry records One Resonance Sensors, LLC as inactive following administrative dissolution on September xx.xx 2019. This counterevidence constrains continuity assumptions but does not prove zero surviving product support. ([search.sunbiz.org](https://search.sunbiz.org/Inquiry/CorporationSearch/SearchResultDetail?aggregateId=flal-l11000122986-c57f60b3-690d-4c87-836a-9aeb045075e8&directionType=CurrentList&inquirytype=EntityName&listNameOrder=ONERESONANCESENSORS+L110001229860&searchNameOrder=ONERESONANCESENSORS+L110001229860&searchTerm=ONE+RED+AMPERSAND+LLC))

36. Explosive Detection - Teledyne FLIR Defense

· Evidence informing base-year allocation inputs; displayed values and growth are calculated: Lists offered Fido X-series products and service support, supporting commercial offering continuity only, not airport-specific eligibility or sales weights. ([flir.com](https://www.flir.com/threat-detection/explosives/))

· Evidence informing forecast-year allocation inputs; displayed values and growth are calculated: Lists offered Fido X-series products and service support, supporting commercial offering continuity only, not airport-specific eligibility or sales weights. ([flir.com](https://www.flir.com/threat-detection/explosives/))

37. Scintrex Trace E3500 Explosive Trace Detection Unit - SecurityPro USA

· Evidence informing base-year allocation inputs; displayed values and growth are calculated: The distributor offers E3500 chemiluminescence equipment and identifies customs/border applications. Supports a commercial category lead, not measured airport purchasing or the assumed price. ([securityprousa.com](https://www.securityprousa.com/collections/explosive-detection/products/scintrex-trace-e3500-explosive-trace-detection-unit))

· Evidence informing forecast-year allocation inputs; displayed values and growth are calculated: The distributor offers E3500 chemiluminescence equipment and identifies customs/border applications. Supports a commercial category lead, not measured airport purchasing or the assumed price. ([securityprousa.com](https://www.securityprousa.com/collections/explosive-detection/products/scintrex-trace-e3500-explosive-trace-detection-unit))

38. Portable Explosive Detector - Trace Detector EVD-3000+

- Evidence informing base-year allocation inputs; displayed values and growth are calculated: The distributor offers EVD-xx.xx+ thermo-redox equipment. Supports offered-product classification, not airport authorization, purchasing volume or the modeled realization. ([securityprousa.com](https://www.securityprousa.com/products/scintrex-trace-evd-xx.xx-portable-trace-detection-unit))
- Evidence informing forecast-year allocation inputs; displayed values and growth are calculated: The distributor offers EVD-xx.xx+ thermo-redox equipment. Supports offered-product classification, not airport authorization, purchasing volume or the modeled realization. ([securityprousa.com](https://www.securityprousa.com/products/scintrex-trace-evd-xx.xx-portable-trace-detection-unit))

39. CATSA's Purchase Order Terms and Conditions

- Evidence informing base-year allocation inputs; displayed values and growth are calculated: Contract terms constrain maintenance, parts and consumables escalation, qualifying unrestricted aftermarket pricing assumptions in the projection lifecycle model. ([catsa-acsta.gc.ca](https://www.catsa-acsta.gc.ca/en/publications/catsa-s-purchase-order-terms-and-conditions))
- Evidence informing forecast-year allocation inputs; displayed values and growth are calculated: Contract terms constrain maintenance, parts and consumables escalation, qualifying unrestricted aftermarket pricing assumptions in the projection lifecycle model. ([catsa-acsta.gc.ca](https://www.catsa-acsta.gc.ca/en/publications/catsa-s-purchase-order-terms-and-conditions))
- Evidence informing base-year allocation inputs; displayed values and growth are calculated: Contractual price limits constrain the pricing premise, but do not verify CT-specific global support receipts.
- Evidence informing forecast-year allocation inputs; displayed values and growth are calculated: Contractual price limits constrain the pricing premise, but do not verify CT-specific global support receipts.
- Evidence informing base-year allocation inputs; displayed values and growth are calculated: Maintenance and consumable escalation limits qualify the trace-platform pricing assumption rather than establishing the modeled IMS share.
- Evidence informing forecast-year allocation inputs; displayed values and growth are calculated: Maintenance and consumable escalation limits qualify the trace-platform pricing assumption rather than establishing the modeled IMS share.
- Evidence informing base-year allocation inputs; displayed values and growth are calculated: The pre-existing-software clause grants broad license rights without transferring ownership; proprietary ownership alone therefore cannot establish the Closed revenue numerator. ([catsa-acsta.gc.ca](https://www.catsa-acsta.gc.ca/en/publications/catsa-s-purchase-order-terms-and-conditions))
- Evidence informing forecast-year allocation inputs; displayed values and growth are calculated: The pre-existing-software clause grants broad license rights without transferring ownership; proprietary ownership alone therefore cannot establish the Closed revenue numerator. ([catsa-acsta.gc.ca](https://www.catsa-acsta.gc.ca/en/publications/catsa-s-purchase-order-terms-and-conditions))
- Evidence informing base-year allocation inputs; displayed values and growth are calculated: Software modification rights are not themselves proof of standards-based interfaces or independent component substitution; supports conservative classification. ([catsa-acsta.gc.ca](https://www.catsa-acsta.gc.ca/en/publications/catsa-s-purchase-order-terms-and-conditions))
- Evidence informing forecast-year allocation inputs; displayed values and growth are calculated: Software modification rights are not themselves proof of standards-based interfaces or independent component substitution; supports conservative classification. ([catsa-acsta.gc.ca](https://www.catsa-acsta.gc.ca/en/publications/catsa-s-purchase-order-terms-and-conditions))

40. Liquids Scanner for Airport Security - UC Davis
    - Evidence informing base-year allocation inputs; displayed values and growth are calculated: The February xx.xx 2011 account establishes a development contract and licensing relationship. Its development allocation is excluded from 2025 receipts and does not establish a surviving commercial cohort. ([ucdavis.edu](https://www.ucdavis.edu/news/liquids-scanner-airport-security))
    - Evidence informing forecast-year allocation inputs; displayed values and growth are calculated: The February xx.xx 2011 account establishes a development contract and licensing relationship. Its development allocation is excluded from 2025 receipts and does not establish a surviving commercial cohort. ([ucdavis.edu](https://www.ucdavis.edu/news/liquids-scanner-airport-security))
41. Open Architecture for Airport Security Systems, Second Edition
    - Evidence informing base-year allocation inputs; displayed values and growth are calculated: Distinguishes proprietary integration from interoperable connections, supporting the category boundary rather than an observed revenue share. ([aci-europe.org](https://aci-europe.org/downloads/resources/Open%20Architecture%20for%20Airport%20Security%20Systems%202nd%20Edition.pdf))
    - Evidence informing forecast-year allocation inputs; displayed values and growth are calculated: Distinguishes proprietary integration from interoperable connections, supporting the category boundary rather than an observed revenue share. ([aci-europe.org](https://aci-europe.org/downloads/resources/Open%20Architecture%20for%20Airport%20Security%20Systems%202nd%20Edition.pdf))
    - Evidence informing base-year allocation inputs; displayed values and growth are calculated: Integration does not guarantee interoperability; this constrains attribution of vendor-mediated configurations. ([aci-europe.org](https://aci-europe.org/downloads/resources/Open%20Architecture%20for%20Airport%20Security%20Systems%202nd%20Edition.pdf))
    - Evidence informing forecast-year allocation inputs; displayed values and growth are calculated: Integration does not guarantee interoperability; this constrains attribution of vendor-mediated configurations. ([aci-europe.org](https://aci-europe.org/downloads/resources/Open%20Architecture%20for%20Airport%20Security%20Systems%202nd%20Edition.pdf))
    - Evidence informing base-year allocation inputs; displayed values and growth are calculated: Allows identified partial compliance and discusses accountable integration responsibilities; supports scoped open attribution, not whole-purchase reclassification. ([aci-europe.org](https://aci-europe.org/downloads/resources/Open%20Architecture%20for%20Airport%20Security%20Systems%202nd%20Edition.pdf))
    - Evidence informing forecast-year allocation inputs; displayed values and growth are calculated: Allows identified partial compliance and discusses accountable integration responsibilities; supports scoped open attribution, not whole-purchase reclassification. ([aci-europe.org](https://aci-europe.org/downloads/resources/Open%20Architecture%20for%20Airport%20Security%20Systems%202nd%20Edition.pdf))

42. CATSA 2025 Annual Report - Overview of Activities

- Evidence informing base-year allocation inputs; displayed values and growth are calculated: Reports xx.xx CATSA Plus lines across xx.xx airports serving more than xx.xx% of passengers in 2024/xx.xx; provides an independent integration-activity check, not a direct value allocation. ([catsa-acsta.gc.ca](https://www.catsa-acsta.gc.ca/en/publications/2025-annual-report/overview-activities))
- Evidence informing forecast-year allocation inputs; displayed values and growth are calculated: Reports xx.xx CATSA Plus lines across xx.xx airports serving more than xx.xx% of passengers in 2024/xx.xx; provides an independent integration-activity check, not a direct value allocation. ([catsa-acsta.gc.ca](https://www.catsa-acsta.gc.ca/en/publications/2025-annual-report/overview-activities))
- Evidence informing base-year allocation inputs; displayed values and growth are calculated: The reported modernized passenger coverage constrains an assumption of universally standalone activity, while leaving commercial architecture and revenue attribution unresolved. ([catsa-acsta.gc.ca](https://www.catsa-acsta.gc.ca/en/publications/2025-annual-report/overview-activities))
- Evidence informing forecast-year allocation inputs; displayed values and growth are calculated: The reported modernized passenger coverage constrains an assumption of universally standalone activity, while leaving commercial architecture and revenue attribution unresolved. ([catsa-acsta.gc.ca](https://www.catsa-acsta.gc.ca/en/publications/2025-annual-report/overview-activities))
- Evidence informing forecast-year allocation inputs; displayed values and growth are calculated: The annual report identifies enhanced non-passenger requirements and implementation planned from spring 2025. This supports a conditional modernization premise, not the modeled global uptake factor.
- Evidence informing base-year allocation inputs; displayed values and growth are calculated: Reports xx.xx CATSA Plus lines and more than xx.xx% passenger coverage in 2024/xx.xx; provides a Canadian adoption comparator, not a global local-review revenue weight. ([catsa-acsta.gc.ca](https://www.catsa-acsta.gc.ca/en/publications/2025-annual-report/overview-activities))
- Evidence informing forecast-year allocation inputs; displayed values and growth are calculated: Reports xx.xx CATSA Plus lines and more than xx.xx% passenger coverage in 2024/xx.xx; provides a Canadian adoption comparator, not a global local-review revenue weight. ([catsa-acsta.gc.ca](https://www.catsa-acsta.gc.ca/en/publications/2025-annual-report/overview-activities))
- Evidence informing base-year allocation inputs; displayed values and growth are calculated: Identifies remote screening within CATSA Plus and quantifies deployment; constrains the commercial-adoption premise but does not establish each review room's location. ([catsa-acsta.gc.ca](https://www.catsa-acsta.gc.ca/en/publications/2025-annual-report/overview-activities))
- Evidence informing forecast-year allocation inputs; displayed values and growth are calculated: Identifies remote screening within CATSA Plus and quantifies deployment; constrains the commercial-adoption premise but does not establish each review room's location. ([catsa-acsta.gc.ca](https://www.catsa-acsta.gc.ca/en/publications/2025-annual-report/overview-activities))
- Evidence informing base-year allocation inputs; displayed values and growth are calculated: Deployment coverage constrains the addressable network-enabled pool; it does not disclose hybrid contracts or justify the modeled hybrid percentage. ([catsa-acsta.gc.ca](https://www.catsa-acsta.gc.ca/en/publications/2025-annual-report/overview-activities))
- Evidence informing forecast-year allocation inputs; displayed values and growth are calculated: Deployment coverage constrains the addressable network-enabled pool; it does not disclose hybrid contracts or justify the modeled hybrid percentage. ([catsa-acsta.gc.ca](https://www.catsa-acsta.gc.ca/en/publications/2025-annual-report/overview-activities))

43. CATSA - Beyond the Checkpoint, December 2025

- Evidence informing base-year allocation inputs; displayed values and growth are calculated: Reports xx.xx operational CT machines at eight airports and a modular-line average of xx.xx passengers per hour versus xx.xx for traditional multi-split lines; supports the bounded throughput-to-unit bridge and phased-deployment premise. ([catsa-acsta.gc.ca](https://www.catsa-acsta.gc.ca/en/about-us/beyond-checkpoint-2025-december))
- Evidence informing forecast-year allocation inputs; displayed values and growth are calculated: Reports xx.xx operational CT machines at eight airports and a modular-line average of xx.xx passengers per hour versus xx.xx for traditional multi-split lines; supports the bounded throughput-to-unit bridge and phased-deployment premise. ([catsa-acsta.gc.ca](https://www.catsa-acsta.gc.ca/en/about-us/beyond-checkpoint-2025-december))

44. Smiths Detection Delivers Fully Automated International Remote Baggage Screening System Between South Korea and the United States

- Evidence informing base-year allocation inputs; displayed values and growth are calculated: The January xx.xx 2026 disclosure identifies xx.xx software licenses and DICOS V3.xx.xx exchange, and dates operational service to August 2025. Supports commercial standards-based activity and forecast feasibility, not an observed global share or a confirmed 2025 license inventory. ([smithsdetection.com](https://www.smithsdetection.com/press-releases/smiths-detection-delivers-fully-automated-international-remote-baggage-screening-system-between-south-korea-and-the-united-states/))
- Evidence informing forecast-year allocation inputs; displayed values and growth are calculated: The January xx.xx 2026 disclosure identifies xx.xx software licenses and DICOS V3.xx.xx exchange, and dates operational service to August 2025. Supports commercial standards-based activity and forecast feasibility, not an observed global share or a confirmed 2025 license inventory. ([smithsdetection.com](https://www.smithsdetection.com/press-releases/smiths-detection-delivers-fully-automated-international-remote-baggage-screening-system-between-south-korea-and-the-united-states/))

45. SeeTrue Marks Milestone with Over 100 X-ray Checkpoint Installations of Advanced AI-Based Threat Detection Software

- Evidence informing base-year allocation inputs; displayed values and growth are calculated: The December xx.xx 2024 announcement reports the 100th operational screening lane across airports and other sectors. Provides a limited commercial-adoption scale check; it is neither airport-only nor a census of standards-based entitlements. ([seetrue.ai](https://www.seetrue.ai/seetrue-marks-milestone-with-over-xx.xx-x-ray-checkpoint-installations-of-advanced-ai-based-threat-detection-software/))
- Evidence informing forecast-year allocation inputs; displayed values and growth are calculated: The December xx.xx 2024 announcement reports the 100th operational screening lane across airports and other sectors. Provides a limited commercial-adoption scale check; it is neither airport-only nor a census of standards-based entitlements. ([seetrue.ai](https://www.seetrue.ai/seetrue-marks-milestone-with-over-xx.xx-x-ray-checkpoint-installations-of-advanced-ai-based-threat-detection-software/))

46. Scarabee's Checkpoint Property Screening System to be deployed at DEN

- Evidence informing base-year allocation inputs; displayed values and growth are calculated: Describes a xx.xx-lane Denver award combining Scarabee lanes with Smiths scanners. Corroborates a commercial mixed-supplier integration route; an award is not realized annual revenue or proof of unrestricted interoperability. ([daifukuatec.com](https://daifukuatec.com/news/scarabees-checkpoint-property-screening-system-to-be-deployed-at-den))
- Evidence informing forecast-year allocation inputs; displayed values and growth are calculated: Describes a xx.xx-lane Denver award combining Scarabee lanes with Smiths scanners. Corroborates a commercial mixed-supplier integration route; an award is not realized annual revenue or proof of unrestricted interoperability. ([daifukuatec.com](https://daifukuatec.com/news/scarabees-checkpoint-property-screening-system-to-be-deployed-at-den))

47. CATSA Annual Report 2024 - Management's Discussion and Analysis

- Evidence informing base-year allocation inputs; displayed values and growth are calculated: FY2023/xx.xx pre-board capital appropriations used of C$xx.xx provide the second period in the non-passenger-to-cabin purchasing comparison.
- Evidence informing base-year allocation inputs; displayed values and growth are calculated: FY2023/xx.xx non-passenger capital appropriations used of C$xx.xx enter the two-period activity proxy; they do not identify the property-only fraction.
- Evidence informing forecast-year allocation inputs; displayed values and growth are calculated: FY2023/xx.xx non-passenger capital appropriations used of C$xx.xx enter the two-period activity proxy; they do not identify the property-only fraction.

48. Smiths Detection confirm order of 91 advanced scanners for new terminals at Moscow Sheremetyevo International Airport
    - Evidence informing base-year allocation inputs; displayed values and growth are calculated: The dated airport deployment includes xx.xx entrance baggage systems and xx.xx cabin-checkpoint systems. Their ratio supplies a historical relative-density proxy, subsequently discounted for assumed global coverage.
    - Evidence informing forecast-year allocation inputs; displayed values and growth are calculated: The dated airport deployment includes xx.xx entrance baggage systems and xx.xx cabin-checkpoint systems. Their ratio supplies a historical relative-density proxy, subsequently discounted for assumed global coverage.
49. Cochin International Airport Selects Smiths Detection's CTX 9800 for Next-Generation Hold Baggage Screening
    - Evidence informing base-year allocation inputs; displayed values and growth are calculated: The May 2017 deployment identifies xx.xx customs baggage systems alongside four hold-baggage systems. This supports the customs-intensive historical configuration proxy, not current global fleet or revenue observations.
    - Evidence informing forecast-year allocation inputs; displayed values and growth are calculated: The May 2017 deployment identifies xx.xx customs baggage systems alongside four hold-baggage systems. This supports the customs-intensive historical configuration proxy, not current global fleet or revenue observations.
50. CATSA Functions, Programs and Activities
    - Evidence informing base-year allocation inputs; displayed values and growth are calculated: Hold-baggage activities include equipment purchase, baggage-handling integration and equipment maintenance, supporting the checked-baggage capital and lifecycle boundary.
    - Evidence informing forecast-year allocation inputs; displayed values and growth are calculated: Hold-baggage activities include equipment purchase, baggage-handling integration and equipment maintenance, supporting the checked-baggage capital and lifecycle boundary.
    - Evidence informing base-year allocation inputs; displayed values and growth are calculated: Non-passenger screening covers airport workers and their belongings; only attributable property-screening offerings enter this allocation.
    - Evidence informing forecast-year allocation inputs; displayed values and growth are calculated: Non-passenger screening covers airport workers and their belongings; only attributable property-screening offerings enter this allocation.
51. Fraport TAV Antalya Airport - About the security control itself
    - Evidence informing base-year allocation inputs; displayed values and growth are calculated: The airport operator distinguishes terminal-entry security from a subsequent checkpoint. This supports a separate entrance-screening mission while providing no global prevalence or spending share.
    - Evidence informing forecast-year allocation inputs; displayed values and growth are calculated: The airport operator distinguishes terminal-entry security from a subsequent checkpoint. This supports a separate entrance-screening mission while providing no global prevalence or spending share.
52. EMSD VoiceLink, Issue 79, June 2026 - EMSD Provides Comprehensive Support for Terminal 2 Commissioning
    - Evidence informing forecast-year allocation inputs; displayed values and growth are calculated: The June 2026 account identifies baggage-and-parcel equipment procurement and installation for the customs authority at Terminal xx.xx. It supports a separate commissioning mission but does not isolate baggage expenditure.
53. GAO-26-107811 - Guam: Considerations for Evaluating Alternative Customs Models and Potential Economic Effects
    - Evidence informing base-year allocation inputs; displayed values and growth are calculated: The audit identifies two historical airport-customs baggage systems inactive for years and delayed replacement procurement. This challenges conversion of installed stock or acknowledged need directly into annual equipment and support revenue.
    - Evidence informing forecast-year allocation inputs; displayed values and growth are calculated: The audit identifies two historical airport-customs baggage systems inactive for years and delayed replacement procurement. This challenges conversion of installed stock or acknowledged need directly into annual equipment and support revenue.

54. Bennet, Moran, Van Hollen, Boozman Introduce Bill to Bolster Aviation Safety
    - Evidence informing base-year allocation inputs; displayed values and growth are calculated: The July xx.xx 2025 official release identifies xx.xx U.S. screening lanes, used as agency purchasing-exposure calibration rather than observed annual equipment sales.
    - Evidence informing forecast-year allocation inputs; displayed values and growth are calculated: The July xx.xx 2025 official release identifies xx.xx U.S. screening lanes, used as agency purchasing-exposure calibration rather than observed annual equipment sales.
55. Bank of Canada - Annual exchange rates
    - Evidence informing base-year allocation inputs; displayed values and growth are calculated: Annual exchange-rate observations support the inherited fiscal-period approximation of xx.xx Canadian dollars per U.S. dollar; this is not a transaction-weighted exchange rate.
    - Evidence informing forecast-year allocation inputs; displayed values and growth are calculated: Annual exchange-rate observations support the inherited fiscal-period approximation of xx.xx Canadian dollars per U.S. dollar; this is not a transaction-weighted exchange rate.
56. Japan’s leading airline revolutionizes check in experience with new Smiths Detection technology
    - Evidence informing base-year allocation inputs; displayed values and growth are calculated: The August 2023 announcement identifies JAL as customer for five screening ecosystems and reports xx.xx deployed iLane units across Japan. These are historical commercial-stock anchors, not an airline-only fleet or 2025 sales observation.
    - Evidence informing forecast-year allocation inputs; displayed values and growth are calculated: The August 2023 announcement identifies JAL as customer for five screening ecosystems and reports xx.xx deployed iLane units across Japan. These are historical commercial-stock anchors, not an airline-only fleet or 2025 sales observation.
57. Narita International Airport anticipates threats with integrated solutions
    - Evidence informing base-year allocation inputs; displayed values and growth are calculated: Identifies Narita airport as a screening-technology customer and describes xx.xx lane-related installations, qualifying any assumption that the supplier's Japanese installed stock was purchased entirely by airlines.
    - Evidence informing forecast-year allocation inputs; displayed values and growth are calculated: Identifies Narita airport as a screening-technology customer and describes xx.xx lane-related installations, qualifying any assumption that the supplier's Japanese installed stock was purchased entirely by airlines.
58. MLIT - 保安検査の実施主体が変わります！ - June 27, 2025
    - Evidence informing forecast-year allocation inputs; displayed values and growth are calculated: The June xx.xx 2025 announcement targets transfer of security-screening responsibility from airlines to airport managers, with leading cases targeted in FY2026. Supports a conditional reduction in airline purchasing, not an observed contract-transfer percentage.
    - Evidence informing forecast-year allocation inputs; displayed values and growth are calculated: The transfer direction supports modeled airport-manager purchasing gains. Continued shared financing does not imply equal purchasing shares.
59. ICTS International N.V. - Annual Report for the year ended December 31, 2025
    - Evidence informing base-year allocation inputs; displayed values and growth are calculated: Discloses USD xx.xx company-wide property/equipment purchases and USD xx.xx airport-security revenue in 2025. Supports an asset-light purchasing-intensity proxy; the in-scope fraction and global expansion remain assumptions.
    - Evidence informing forecast-year allocation inputs; displayed values and growth are calculated: Discloses USD xx.xx company-wide property/equipment purchases and USD xx.xx airport-security revenue in 2025. Supports an asset-light purchasing-intensity proxy; the in-scope fraction and global expansion remain assumptions.

60. EU Publications Office - Purchase and maintenance of non-intrusive X-ray inspection equipment for baggage and air cargo volume control
    - Evidence informing base-year allocation inputs; displayed values and growth are calculated: Identifies Autoridade Tributária e Aduaneira as buyer and reports a 2026 award of EUR xx.xx across four lots for baggage/air-cargo inspection equipment and maintenance. Provides a buyer-role and commercial-scale comparator, not 2025 baggage-only annual expenditure.
    - Evidence informing forecast-year allocation inputs; displayed values and growth are calculated: Identifies Autoridade Tributária e Aduaneira as buyer and reports a 2026 award of EUR xx.xx across four lots for baggage/air-cargo inspection equipment and maintenance. Provides a buyer-role and commercial-scale comparator, not 2025 baggage-only annual expenditure.
61. ACI World - Busiest Airports in the World
    - Evidence informing base-year allocation inputs; displayed values and growth are calculated: Reports approximately xx.xx international airport passenger movements in 2025. Half provides an approximate arrival-movement scale check before transfer exclusions, not a customs examination or equipment-purchasing weight.
    - Evidence informing forecast-year allocation inputs; displayed values and growth are calculated: Reports approximately xx.xx international airport passenger movements in 2025. Half provides an approximate arrival-movement scale check before transfer exclusions, not a customs examination or equipment-purchasing weight.
62. Heathrow announces £2.3bn accelerated investment plan to upgrade the UK's international gateway to growth
    - Evidence informing base-year allocation inputs; displayed values and growth are calculated: Reports GBP xx.xx invested in security-lane upgrades during 2024, supporting material airport-directed purchasing. Broader infrastructure obligations and historical timing prevent treating the amount as 2025 in-scope market receipts.
    - Evidence informing forecast-year allocation inputs; displayed values and growth are calculated: Reports GBP xx.xx invested in security-lane upgrades during 2024, supporting material airport-directed purchasing. Broader infrastructure obligations and historical timing prevent treating the amount as 2025 in-scope market receipts.
63. Fraport Assumes Responsibility for Aviation Security Checks at Frankfurt Airport
    - Evidence informing base-year allocation inputs; displayed values and growth are calculated: Documents Fraport's checkpoint-management responsibility from January 2023, six initial CT-equipped lanes and three contracted screening providers. Supports distinguishing an airport commissioning role from regulator oversight and contracted screening labor.
    - Evidence informing forecast-year allocation inputs; displayed values and growth are calculated: Documents Fraport's checkpoint-management responsibility from January 2023, six initial CT-equipped lanes and three contracted screening providers. Supports distinguishing an airport commissioning role from regulator oversight and contracted screening labor.
64. Advanced Cabin Baggage Screening - Computed Tomography Implementation Guide
    - Evidence informing base-year allocation inputs; displayed values and growth are calculated: Distinguishes standalone CT, including equipment-local conveyance, from integrated screening-lane configurations; supports attribution boundaries, not a revenue weight.
    - Evidence informing forecast-year allocation inputs; displayed values and growth are calculated: Distinguishes standalone CT, including equipment-local conveyance, from integrated screening-lane configurations; supports attribution boundaries, not a revenue weight.
    - Evidence informing base-year allocation inputs; displayed values and growth are calculated: Identifies automated tray-return and automated screening-lane integration as commercially distinct configurations; supports the lane-integrated category definition.
    - Evidence informing forecast-year allocation inputs; displayed values and growth are calculated: Identifies automated tray-return and automated screening-lane integration as commercially distinct configurations; supports the lane-integrated category definition.

65. GAO-12-266 - Checked Baggage Screening: TSA Has Deployed Optimal Systems at the Majority of TSA-Regulated Airports, but Could Strengthen Cost Estimates

- Evidence informing base-year allocation inputs; displayed values and growth are calculated: The December 2011 table reports xx.xx standalone EDS alongside xx.xx in-line EDS; this historical machine-count comparator constrains, but does not determine, the current global allocation.
- Evidence informing forecast-year allocation inputs; displayed values and growth are calculated: The December 2011 table reports xx.xx standalone EDS alongside xx.xx in-line EDS; this historical machine-count comparator constrains, but does not determine, the current global allocation.
- Evidence informing base-year allocation inputs; displayed values and growth are calculated: Reports xx.xx in-line EDS across xx.xx in-line systems and distinguishes equipment counts from integrated-system counts; supports the historical configuration bridge.
- Evidence informing forecast-year allocation inputs; displayed values and growth are calculated: Reports xx.xx in-line EDS across xx.xx in-line systems and distinguishes equipment counts from integrated-system counts; supports the historical configuration bridge.

66. Smiths Detection selected as security technology provider to International Airport Heraklion Crete

- Evidence informing base-year allocation inputs; displayed values and growth are calculated: The September xx.xx 2025 announcement identifies eight cabin CT scanners and eight automated tray-return systems for Heraklion, with installation planned across late 2025 and mid-2026; supports ongoing integrated procurement, not realized annual revenue.
- Evidence informing forecast-year allocation inputs; displayed values and growth are calculated: The September xx.xx 2025 announcement identifies eight cabin CT scanners and eight automated tray-return systems for Heraklion, with installation planned across late 2025 and mid-2026; supports ongoing integrated procurement, not realized annual revenue.

67. Centralised Image Processing: The Impact on Security Checkpoints

- Evidence informing base-year allocation inputs; displayed values and growth are calculated: Distinguishes checkpoint-local image review from separate-room arrangements; supports retaining networked local activity rather than automatically assigning it to remote review. ([casra.ch](https://casra.ch/wp-content/uploads/2021/xx.xx/Kuhn-2017.-Centralised-image-processing.pdf))
- Evidence informing forecast-year allocation inputs; displayed values and growth are calculated: Distinguishes checkpoint-local image review from separate-room arrangements; supports retaining networked local activity rather than automatically assigning it to remote review. ([casra.ch](https://casra.ch/wp-content/uploads/2021/xx.xx/Kuhn-2017.-Centralised-image-processing.pdf))
- Evidence informing base-year allocation inputs; displayed values and growth are calculated: Describes separate screening rooms and established remote hold-baggage review at larger airports; supports the cohort-maturity premise, not a numerical global share. ([casra.ch](https://casra.ch/wp-content/uploads/2021/xx.xx/Kuhn-2017.-Centralised-image-processing.pdf))
- Evidence informing forecast-year allocation inputs; displayed values and growth are calculated: Describes separate screening rooms and established remote hold-baggage review at larger airports; supports the cohort-maturity premise, not a numerical global share. ([casra.ch](https://casra.ch/wp-content/uploads/2021/xx.xx/Kuhn-2017.-Centralised-image-processing.pdf))
- Evidence informing base-year allocation inputs; displayed values and growth are calculated: Describes combined checkpoint and remote-room arrangements, establishing a mixed-location commercial configuration without measuring its prevalence or price. ([casra.ch](https://casra.ch/wp-content/uploads/2021/xx.xx/Kuhn-2017.-Centralised-image-processing.pdf))
- Evidence informing forecast-year allocation inputs; displayed values and growth are calculated: Describes combined checkpoint and remote-room arrangements, establishing a mixed-location commercial configuration without measuring its prevalence or price. ([casra.ch](https://casra.ch/wp-content/uploads/2021/xx.xx/Kuhn-2017.-Centralised-image-processing.pdf))

68. Annual Report 2024 - CATSA's Operating Environment

- Evidence informing base-year allocation inputs; displayed values and growth are calculated: Reports xx.xx CATSA Plus lines and more than xx.xx% passenger coverage in 2023/xx.xx providing the historical comparison rather than a global location allocation. ([catsa-acsta.gc.ca](https://www.catsa-acsta.gc.ca/en/publications/catsa-s-operating-environment))
- Evidence informing forecast-year allocation inputs; displayed values and growth are calculated: Reports xx.xx CATSA Plus lines and more than xx.xx% passenger coverage in 2023/xx.xx providing the historical comparison rather than a global location allocation. ([catsa-acsta.gc.ca](https://www.catsa-acsta.gc.ca/en/publications/catsa-s-operating-environment))
- Evidence informing base-year allocation inputs; displayed values and growth are calculated: Together with the subsequent annual report, supports a seven-line deployment increase without a corresponding increase in reported passenger coverage. ([catsa-acsta.gc.ca](https://www.catsa-acsta.gc.ca/en/publications/catsa-s-operating-environment))
- Evidence informing forecast-year allocation inputs; displayed values and growth are calculated: Together with the subsequent annual report, supports a seven-line deployment increase without a corresponding increase in reported passenger coverage. ([catsa-acsta.gc.ca](https://www.catsa-acsta.gc.ca/en/publications/catsa-s-operating-environment))
- Evidence informing base-year allocation inputs; displayed values and growth are calculated: Provides a historical network-enabled deployment anchor, while leaving the physical mixed-location contract share unmeasured. ([catsa-acsta.gc.ca](https://www.catsa-acsta.gc.ca/en/publications/catsa-s-operating-environment))
- Evidence informing forecast-year allocation inputs; displayed values and growth are calculated: Provides a historical network-enabled deployment anchor, while leaving the physical mixed-location contract share unmeasured. ([catsa-acsta.gc.ca](https://www.catsa-acsta.gc.ca/en/publications/catsa-s-operating-environment))

69. L22020-T-TG Upgrades to the Passenger Search Area, body scanners, EDS C3 cabin baggage screening - Contract Award Notice

- Evidence informing base-year allocation inputs; displayed values and growth are calculated: The January xx.xx 2023 Luton award expressly includes construction of a remote screening room at the airport terminal, supporting separate-room commercial procurement. Its broader scope is not treated as baggage-only annual revenue. ([find-tender.service.gov.uk](https://www.find-tender.service.gov.uk/Notice/xx.xx-2023))
- Evidence informing forecast-year allocation inputs; displayed values and growth are calculated: The January xx.xx 2023 Luton award expressly includes construction of a remote screening room at the airport terminal, supporting separate-room commercial procurement. Its broader scope is not treated as baggage-only annual revenue. ([find-tender.service.gov.uk](https://www.find-tender.service.gov.uk/Notice/xx.xx-2023))

70. Greater Orlando Aviation Authority - Minutes of the February 19, 2025 Meeting

- Evidence informing base-year allocation inputs; displayed values and growth are calculated: Authorizes up to USD xx.xx for baggage-system and Remote Screening Facility network/server separation. Half this ceiling is an explicitly assumed deployment-cost comparator, not observed off-site receipts. ([assets.ctfassets.net](https://assets.ctfassets.net/qiecpoxp4bka/6BCjKImOwJmeZxqtGVdpYR/1e2d759a2c44b5b6d71193cb9927ec75/2025-xx.xx-19_Board_Minutes.pdf))
- Evidence informing forecast-year allocation inputs; displayed values and growth are calculated: Authorizes up to USD xx.xx for baggage-system and Remote Screening Facility network/server separation. Half this ceiling is an explicitly assumed deployment-cost comparator, not observed off-site receipts. ([assets.ctfassets.net](https://assets.ctfassets.net/qiecpoxp4bka/6BCjKImOwJmeZxqtGVdpYR/1e2d759a2c44b5b6d71193cb9927ec75/2025-xx.xx-19_Board_Minutes.pdf))
- Evidence informing base-year allocation inputs; displayed values and growth are calculated: Provides the commercial networking-cost anchor for the modeled transfer from existing on-site pools, avoiding additional market value or duplicate host-equipment attribution. ([assets.ctfassets.net](https://assets.ctfassets.net/qiecpoxp4bka/6BCjKImOwJmeZxqtGVdpYR/1e2d759a2c44b5b6d71193cb9927ec75/2025-xx.xx-19_Board_Minutes.pdf))
- Evidence informing forecast-year allocation inputs; displayed values and growth are calculated: Provides the commercial networking-cost anchor for the modeled transfer from existing on-site pools, avoiding additional market value or duplicate host-equipment attribution. ([assets.ctfassets.net](https://assets.ctfassets.net/qiecpoxp4bka/6BCjKImOwJmeZxqtGVdpYR/1e2d759a2c44b5b6d71193cb9927ec75/2025-xx.xx-19_Board_Minutes.pdf))

71. American and U.S. Customs and Border Protection pilot innovative baggage screening initiative

- Evidence informing base-year allocation inputs; displayed values and growth are calculated: American's April xx.xx 2025 announcement identifies a daily Sydney-Los Angeles IRBS pilot and unchanged screening requirements. It anchors one sampled connection and an assumed partial-year licensing period, not disclosed revenue. ([s202.q4cdn.com](https://s202.q4cdn.com/xx.xx/files/doc_news/American-and-US-Customs-and-Border-Protection-pilot-innovative-baggage-screening-initiative-OPS-OTH-xx.xx-2025.pdf))
- Evidence informing forecast-year allocation inputs; displayed values and growth are calculated: American's April xx.xx 2025 announcement identifies a daily Sydney-Los Angeles IRBS pilot and unchanged screening requirements. It anchors one sampled connection and an assumed partial-year licensing period, not disclosed revenue. ([s202.q4cdn.com](https://s202.q4cdn.com/xx.xx/files/doc_news/American-and-US-Customs-and-Border-Protection-pilot-innovative-baggage-screening-initiative-OPS-OTH-xx.xx-2025.pdf))

72. 델타항공-대한항공, 인천발 애틀랜타 노선 대상 위탁수하물 원격 검색 방식 신규 도입

- Evidence informing base-year allocation inputs; displayed values and growth are calculated: The August xx.xx 2025 announcement identifies the Incheon-Atlanta IRBS arrangement, anchoring a second sampled connection and a partial-year commercial-activity assumption without establishing contract value. ([news.delta.com](https://news.delta.com/delta-and-koreanair-launch-remote-baggage-screening-on-icn-atl-KR))
- Evidence informing forecast-year allocation inputs; displayed values and growth are calculated: The August xx.xx 2025 announcement identifies the Incheon-Atlanta IRBS arrangement, anchoring a second sampled connection and a partial-year commercial-activity assumption without establishing contract value. ([news.delta.com](https://news.delta.com/delta-and-koreanair-launch-remote-baggage-screening-on-icn-atl-KR))

73. United Launches CBP's International Remote Baggage Screening on Select International Flights

· Evidence informing base-year allocation inputs; displayed values and growth are calculated: United's September xx.xx 2025 announcement identifies daily Sydney-San Francisco service and named technology partners, anchoring a third sampled connection. It reports no attributable software or integration receipts. ([united.mediaroom.com](https://united.mediaroom.com/2025-xx.xx-xx.xx-United-Launches-CBPs-International-Remote-Baggage-Screening-on-Select-International-Flights))

· Evidence informing forecast-year allocation inputs; displayed values and growth are calculated: United's September xx.xx 2025 announcement identifies daily Sydney-San Francisco service and named technology partners, anchoring a third sampled connection. It reports no attributable software or integration receipts. ([united.mediaroom.com](https://united.mediaroom.com/2025-xx.xx-xx.xx-United-Launches-CBPs-International-Remote-Baggage-Screening-on-Select-International-Flights))

74. Airline Passengers Face Fewer Bag Checkpoints, Thanks to PNNL, Partners

· Evidence informing forecast-year allocation inputs; displayed values and growth are calculated: The August xx.xx 2026 laboratory release describes implementation on additional routes, including Seoul arrivals at Minneapolis-St. Paul and Detroit. This supports expansion direction, not the forecast connection count, realization or global share. ([pnnl.gov](https://www.pnnl.gov/news-media/airline-passengers-face-fewer-bag-checkpoints-thanks-pnnl-partners))

75. TSA awards $781.2 million to procure additional CT X-Ray scanners for airport checkpoints

· Evidence informing base-year allocation inputs; displayed values and growth are calculated: The March xx.xx 2022 announcement identifies up to USD xx.xx for procurement and maintenance of up to xx.xx systems from an OEM. This is a historical procurement-scale anchor, not annual 2025 direct-channel revenue. ([content.govdelivery.com](https://content.govdelivery.com/accounts/USDHSTSA/bulletins/30f6e5f))

· Evidence informing base-year allocation inputs; displayed values and growth are calculated: The award includes full-size automated lanes, cautioning against assigning all automation value to non-OEM integration primes; exact contractual-role attribution is not disclosed. ([content.govdelivery.com](https://content.govdelivery.com/accounts/USDHSTSA/bulletins/30f6e5f))

76. OSI Systems, Inc. - Form 10-K for the fiscal year ended June 30, 2026

· Evidence informing base-year allocation inputs; displayed values and growth are calculated: The filing describes regional direct security-product sales and direct maintenance relationships. Its broader security scope supports route coexistence, not baggage-only sales weights. ([sec.gov](https://www.sec.gov/Archives/edgar/data/xx.xx/xx.xx/osis-20260630x10k.htm))

· Evidence informing forecast-year allocation inputs; displayed values and growth are calculated: The filing describes regional direct security-product sales and direct maintenance relationships. Its broader security scope supports route coexistence, not baggage-only sales weights. ([sec.gov](https://www.sec.gov/Archives/edgar/data/xx.xx/xx.xx/osis-20260630x10k.htm))

· Evidence informing base-year allocation inputs; displayed values and growth are calculated: The company identifies a global independent-distributor network, supporting a continuing indirect route without quantifying its value share. ([sec.gov](https://www.sec.gov/Archives/edgar/data/xx.xx/xx.xx/osis-20260630x10k.htm))

· Evidence informing forecast-year allocation inputs; displayed values and growth are calculated: The company identifies a global independent-distributor network, supporting a continuing indirect route without quantifying its value share. ([sec.gov](https://www.sec.gov/Archives/edgar/data/xx.xx/xx.xx/osis-20260630x10k.htm))

· Evidence informing base-year allocation inputs; displayed values and growth are calculated: Authorized service providers are identified separately from distributors, supporting distinct technical-service attribution and access limitations. ([sec.gov](https://www.sec.gov/Archives/edgar/data/xx.xx/xx.xx/osis-20260630x10k.htm))

· Evidence informing forecast-year allocation inputs; displayed values and growth are calculated: Authorized service providers are identified separately from distributors, supporting distinct technical-service attribution and access limitations. ([sec.gov](https://www.sec.gov/Archives/edgar/data/xx.xx/xx.xx/osis-20260630x10k.htm))

77. SriLankan Airlines - Invitation for Supply, Installation, Commissioning and Maintenance of Dual View Heavy and Medium X-Ray Machines, Reference 202130407

· Evidence informing base-year allocation inputs; displayed values and growth are calculated: The 2021 purchaser invitation permits an OEM or authorized OEM agent and requires authorization for the latter. It establishes equipment-channel eligibility, not an award or software-resale right. ([srilankan.com](https://www.srilankan.com/download/tender/TN-Invitationforsubmiss-xx.xx.pdf))

78. JFK Millennium Partners Selects K2 to Deliver State-of-the-Art Security Screening Checkpoint at new JFK Terminal 6

· Evidence informing base-year allocation inputs; displayed values and growth are calculated: The March xx.xx 2025 appointment assigns procurement and deployment coordination across multiple technology suppliers at a future ten-gate terminal. It supports integration-prime participation and a forecast mechanism, not a disclosed share or completed 2025 revenue. ([portauthoritybuilds.com](https://www.portauthoritybuilds.com/redevelopment/us/en/jfk/planned-projects/terminal-xx.xx/news/jfk-millennium-partners-selects-k2-to-deliver-state-of-the-art-s.html))

· Evidence informing forecast-year allocation inputs; displayed values and growth are calculated: The March xx.xx 2025 appointment assigns procurement and deployment coordination across multiple technology suppliers at a future ten-gate terminal. It supports integration-prime participation and a forecast mechanism, not a disclosed share or completed 2025 revenue. ([portauthoritybuilds.com](https://www.portauthoritybuilds.com/redevelopment/us/en/jfk/planned-projects/terminal-xx.xx/news/jfk-millennium-partners-selects-k2-to-deliver-state-of-the-art-s.html))

· Evidence informing base-year allocation inputs; displayed values and growth are calculated: The March xx.xx 2025 appointment covers baggage CT and automated bin-return equipment for a future xx.xx-gate terminal, with phased opening planned for 2026-2028. It establishes new-installation activity, not attributable 2025 receipts; wider airport investment and person-only technologies are excluded.

· Evidence informing forecast-year allocation inputs; displayed values and growth are calculated: The March xx.xx 2025 appointment covers baggage CT and automated bin-return equipment for a future xx.xx-gate terminal, with phased opening planned for 2026-2028. It establishes new-installation activity, not attributable 2025 receipts; wider airport investment and person-only technologies are excluded.

79. CATSA Corporate Plan 2024-25 to 2028-29 Summary - Key Corporate Risks

· Evidence informing base-year allocation inputs; displayed values and growth are calculated: The authority reports transferring maintenance of most screening equipment to KPrime in 2023/xx.xx. This establishes a separately contracted maintenance relationship, without a baggage-only payment split. ([catsa-acsta.gc.ca](https://www.catsa-acsta.gc.ca/en/publications/key-corporate-risks))

80. Leidos wins TSA logistics contract

· Evidence informing base-year allocation inputs; displayed values and growth are calculated: The January xx.xx 2025 announcement describes an eight-year, USD xx.xx maximum sustainment contract covering xx.xx equipment units at over xx.xx locations with manufacturer coordination. Annualization and baggage/third-party attribution in the model are explicit assumptions. ([leidos.com](https://www.leidos.com/insights/leidos-wins-tsa-logistics-contract))

· Evidence informing forecast-year allocation inputs; displayed values and growth are calculated: The January xx.xx 2025 announcement describes an eight-year, USD xx.xx maximum sustainment contract covering xx.xx equipment units at over xx.xx locations with manufacturer coordination. Annualization and baggage/third-party attribution in the model are explicit assumptions. ([leidos.com](https://www.leidos.com/insights/leidos-wins-tsa-logistics-contract))

81. Checkpoint Transformation: Malta International Airport Streamlines Passenger Flow with Smiths Detection
    - Evidence informing base-year allocation inputs; displayed values and growth are calculated: Seven conventional automated lanes were replaced by six CT-equipped lanes, with final commissioning in January 2025. This is a counterexample to equating capacity improvement with net additional equipment.
    - Evidence informing forecast-year allocation inputs; displayed values and growth are calculated: Seven conventional automated lanes were replaced by six CT-equipped lanes, with final commissioning in January 2025. This is a counterexample to equating capacity improvement with net additional equipment.
    - Evidence informing base-year allocation inputs; displayed values and growth are calculated: The complete checkpoint replacement illustrates why an offering described commercially as an upgrade can belong to System Replacement. The seven-year service commitment is not counted wholly as installation-year revenue.
    - Evidence informing forecast-year allocation inputs; displayed values and growth are calculated: The complete checkpoint replacement illustrates why an offering described commercially as an upgrade can belong to System Replacement. The seven-year service commitment is not counted wholly as installation-year revenue.
82. iCMORE - Smiths Detection
    - Evidence informing forecast-year allocation inputs; displayed values and growth are calculated: The current commercial offering describes a software-upgrade path while qualifying additional hardware requirements by machine type and age. This constrains forecast eligibility assumptions; product availability does not measure adoption or revenue.

18.4. Spain

Table 468. Spain Airport Baggage Screening Systems Market Size, 2017-2040 (USD Million)

Country	2017	2024	2025	2026	2027	2032	2040	CAGR (%)
Spain	**xx.xx**	**xx.xx**	**xx.xx**	**xx.xx**	**xx.xx**	**xx.xx**	**xx.xx**	**xx.xx**

Table 469. Spain Airport Baggage Screening Systems Market Size, by Offering, 2017-2040 (USD Million)

Offering	2017	2024	2025	2026	2027	2032	2040	CAGR (%)
Detection Equipment	xx.xx	xx.xx	xx.xx	xx.xx	xx.xx	xx.xx	xx.xx	xx.xx
Replacement Parts and Consumables	xx.xx	xx.xx	xx.xx	xx.xx	xx.xx	xx.xx	xx.xx	xx.xx
Screening Automation Equipment	xx.xx	xx.xx	xx.xx	xx.xx	xx.xx	xx.xx	xx.xx	xx.xx
Screening Software	xx.xx	xx.xx	xx.xx	xx.xx	xx.xx	xx.xx	xx.xx	xx.xx
System Services	xx.xx	xx.xx	xx.xx	xx.xx	xx.xx	xx.xx	xx.xx	xx.xx
Total	**xx.xx**	**xx.xx**	**xx.xx**	**xx.xx**	**xx.xx**	**xx.xx**	**xx.xx**	**xx.xx**

Table 470. Spain Airport Baggage Screening Systems Market Size, by Detection Equipment, 2017-2040 (USD Million)

Detection Equipment	2017	2024	2025	2026	2027	2032	2040	CAGR (%)
Baggage Inspection Systems	xx.xx	xx.xx	xx.xx	xx.xx	xx.xx	xx.xx	xx.xx	xx.xx
Explosive Trace Detectors	xx.xx	xx.xx	xx.xx	xx.xx	xx.xx	xx.xx	xx.xx	xx.xx
Liquid and Bulk Material Analyzers	xx.xx	xx.xx	xx.xx	xx.xx	xx.xx	xx.xx	xx.xx	xx.xx
Total	**xx.xx**	**xx.xx**	**xx.xx**	**xx.xx**	**xx.xx**	**xx.xx**	**xx.xx**	**xx.xx**

Table 471. Spain Airport Baggage Screening Systems Market Size, by System Services, 2017-2040 (USD Million)

System Services	2017	2024	2025	2026	2027	2032	2040	CAGR (%)
Equipment Training Services	xx.xx	xx.xx	xx.xx	xx.xx	xx.xx	xx.xx	xx.xx	xx.xx
Installation, Integration, and Commissioning Services	xx.xx	xx.xx	xx.xx	xx.xx	xx.xx	xx.xx	xx.xx	xx.xx
Maintenance, Repair, and Technical Support	xx.xx	xx.xx	xx.xx	xx.xx	xx.xx	xx.xx	xx.xx	xx.xx
Planning and Engineering Services	xx.xx	xx.xx	xx.xx	xx.xx	xx.xx	xx.xx	xx.xx	xx.xx
Total	**xx.xx**	**xx.xx**	**xx.xx**	**xx.xx**	**xx.xx**	**xx.xx**	**xx.xx**	**xx.xx**

Table 472. Spain Airport Baggage Screening Systems Market Size, by Replacement Parts and Consumables, 2017-2040 (USD Million)

Replacement Parts and Consumables	2017	2024	2025	2026	2027	2032	2040	CAGR (%)
Detection Consumables	xx.xx	xx.xx	xx.xx	xx.xx	xx.xx	xx.xx	xx.xx	xx.xx
Replacement Parts and Upgrade Kits	xx.xx	xx.xx	xx.xx	xx.xx	xx.xx	xx.xx	xx.xx	xx.xx
Total	**xx.xx**	**xx.xx**	**xx.xx**	**xx.xx**	**xx.xx**	**xx.xx**	**xx.xx**	**xx.xx**

Table 473. Spain Airport Baggage Screening Systems Market Size, by Screening Automation Equipment, 2017-2040 (USD Million)

Screening Automation Equipment	2017	2024	2025	2026	2027	2032	2040	CAGR (%)
Screening Conveyors and Sortation Equipment	xx.xx	xx.xx	xx.xx	xx.xx	xx.xx	xx.xx	xx.xx	xx.xx
Screening Lanes and Tray-Return Systems	xx.xx	xx.xx	xx.xx	xx.xx	xx.xx	xx.xx	xx.xx	xx.xx
Total	**xx.xx**	**xx.xx**	**xx.xx**	**xx.xx**	**xx.xx**	**xx.xx**	**xx.xx**	**xx.xx**

Table 474. Spain Airport Baggage Screening Systems Market Size, by Screening Software, 2017-2040 (USD Million)

Screening Software	2017	2024	2025	2026	2027	2032	2040	CAGR (%)
Automated Threat Detection Software	xx.xx	xx.xx	xx.xx	xx.xx	xx.xx	xx.xx	xx.xx	xx.xx
Image Review and Management Software	xx.xx	xx.xx	xx.xx	xx.xx	xx.xx	xx.xx	xx.xx	xx.xx
Screener Training and Quality Assurance Software	xx.xx	xx.xx	xx.xx	xx.xx	xx.xx	xx.xx	xx.xx	xx.xx
Screening Connectivity and Fleet Management Software	xx.xx	xx.xx	xx.xx	xx.xx	xx.xx	xx.xx	xx.xx	xx.xx
Total	**xx.xx**	**xx.xx**	**xx.xx**	**xx.xx**	**xx.xx**	**xx.xx**	**xx.xx**	**xx.xx**

Table 475. Spain Airport Baggage Screening Systems Market Size, by Detection Platform, 2017-2040 (USD Million)

Detection Platform	2017	2024	2025	2026	2027	2032	2040	CAGR (%)
Chemiluminescence Detection	xx.xx	xx.xx	xx.xx	xx.xx	xx.xx	xx.xx	xx.xx	xx.xx
Dielectric and Microwave Analysis	xx.xx	xx.xx	xx.xx	xx.xx	xx.xx	xx.xx	xx.xx	xx.xx
Fluorescence Detection	xx.xx	xx.xx	xx.xx	xx.xx	xx.xx	xx.xx	xx.xx	xx.xx
Integrated Multimodal Detection	xx.xx	xx.xx	xx.xx	xx.xx	xx.xx	xx.xx	xx.xx	xx.xx
Ion Mobility Spectrometry	xx.xx	xx.xx	xx.xx	xx.xx	xx.xx	xx.xx	xx.xx	xx.xx
Magnetic Resonance	xx.xx	xx.xx	xx.xx	xx.xx	xx.xx	xx.xx	xx.xx	xx.xx
Mass Spectrometry	xx.xx	xx.xx	xx.xx	xx.xx	xx.xx	xx.xx	xx.xx	xx.xx
Projection X-Ray Imaging	xx.xx	xx.xx	xx.xx	xx.xx	xx.xx	xx.xx	xx.xx	xx.xx
Raman Spectroscopy	xx.xx	xx.xx	xx.xx	xx.xx	xx.xx	xx.xx	xx.xx	xx.xx
Thermo-Redox Detection	xx.xx	xx.xx	xx.xx	xx.xx	xx.xx	xx.xx	xx.xx	xx.xx
X-Ray Computed Tomography	xx.xx	xx.xx	xx.xx	xx.xx	xx.xx	xx.xx	xx.xx	xx.xx
X-Ray Diffraction	xx.xx	xx.xx	xx.xx	xx.xx	xx.xx	xx.xx	xx.xx	xx.xx
Others	xx.xx	xx.xx	xx.xx	xx.xx	xx.xx	xx.xx	xx.xx	xx.xx
Total	**xx.xx**	**xx.xx**	**xx.xx**	**xx.xx**	**xx.xx**	**xx.xx**	**xx.xx**	**xx.xx**

Table 476. Spain Airport Baggage Screening Systems Market Size, by Projection X-Ray Imaging, 2017-2040 (USD Million)

Projection X-Ray Imaging	2017	2024	2025	2026	2027	2032	2040	CAGR (%)
Multiview X-Ray Imaging	xx.xx	xx.xx	xx.xx	xx.xx	xx.xx	xx.xx	xx.xx	xx.xx
Single-View X-Ray Imaging	xx.xx	xx.xx	xx.xx	xx.xx	xx.xx	xx.xx	xx.xx	xx.xx
Total	**xx.xx**	**xx.xx**	**xx.xx**	**xx.xx**	**xx.xx**	**xx.xx**	**xx.xx**	**xx.xx**

Table 477. Spain Airport Baggage Screening Systems Market Size, by Interoperability Architecture, 2017-2040 (USD Million)

Interoperability Architecture	2017	2024	2025	2026	2027	2032	2040	CAGR (%)
Closed Proprietary Architecture	xx.xx	xx.xx	xx.xx	xx.xx	xx.xx	xx.xx	xx.xx	xx.xx
Open Standards-Based Interoperability	xx.xx	xx.xx	xx.xx	xx.xx	xx.xx	xx.xx	xx.xx	xx.xx
Vendor-Specific Integration	xx.xx	xx.xx	xx.xx	xx.xx	xx.xx	xx.xx	xx.xx	xx.xx
Total	**xx.xx**	**xx.xx**	**xx.xx**	**xx.xx**	**xx.xx**	**xx.xx**	**xx.xx**	**xx.xx**

Table 478. Spain Airport Baggage Screening Systems Market Size, by Screening Application, 2017-2040 (USD Million)

Screening Application	2017	2024	2025	2026	2027	2032	2040	CAGR (%)
Customs and Border Baggage Inspection	xx.xx	xx.xx	xx.xx	xx.xx	xx.xx	xx.xx	xx.xx	xx.xx
Non-Passenger Property Screening	xx.xx	xx.xx	xx.xx	xx.xx	xx.xx	xx.xx	xx.xx	xx.xx
Passenger Cabin Baggage Screening	xx.xx	xx.xx	xx.xx	xx.xx	xx.xx	xx.xx	xx.xx	xx.xx
Passenger Checked Baggage Screening	xx.xx	xx.xx	xx.xx	xx.xx	xx.xx	xx.xx	xx.xx	xx.xx
Terminal-Entrance Baggage Screening	xx.xx	xx.xx	xx.xx	xx.xx	xx.xx	xx.xx	xx.xx	xx.xx
Total	**xx.xx**	**xx.xx**	**xx.xx**	**xx.xx**	**xx.xx**	**xx.xx**	**xx.xx**	**xx.xx**

Table 479. Spain Airport Baggage Screening Systems Market Size, by Purchasing Organization, 2017-2040 (USD Million)

Purchasing Organization	2017	2024	2025	2026	2027	2032	2040	CAGR (%)
Airlines	xx.xx	xx.xx	xx.xx	xx.xx	xx.xx	xx.xx	xx.xx	xx.xx
Airport and Terminal Operators	xx.xx	xx.xx	xx.xx	xx.xx	xx.xx	xx.xx	xx.xx	xx.xx
Contract Screening Operators	xx.xx	xx.xx	xx.xx	xx.xx	xx.xx	xx.xx	xx.xx	xx.xx
Customs and Border Authorities	xx.xx	xx.xx	xx.xx	xx.xx	xx.xx	xx.xx	xx.xx	xx.xx
Public Aviation Security Agencies	xx.xx	xx.xx	xx.xx	xx.xx	xx.xx	xx.xx	xx.xx	xx.xx
Total	**xx.xx**	**xx.xx**	**xx.xx**	**xx.xx**	**xx.xx**	**xx.xx**	**xx.xx**	**xx.xx**

Table 480. Spain Airport Baggage Screening Systems Market Size, by System Integration, 2017-2040 (USD Million)

System Integration	2017	2024	2025	2026	2027	2032	2040	CAGR (%)
Baggage Handling-Integrated Systems	xx.xx	xx.xx	xx.xx	xx.xx	xx.xx	xx.xx	xx.xx	xx.xx
Checkpoint Lane-Integrated Systems	xx.xx	xx.xx	xx.xx	xx.xx	xx.xx	xx.xx	xx.xx	xx.xx
Standalone Screening Systems	xx.xx	xx.xx	xx.xx	xx.xx	xx.xx	xx.xx	xx.xx	xx.xx
Total	**xx.xx**	**xx.xx**	**xx.xx**	**xx.xx**	**xx.xx**	**xx.xx**	**xx.xx**	**xx.xx**

Table 481. Spain Airport Baggage Screening Systems Market Size, by Image Review Location, 2017-2040 (USD Million)

Image Review Location	2017	2024	2025	2026	2027	2032	2040	CAGR (%)
Hybrid Image Review	xx.xx	xx.xx	xx.xx	xx.xx	xx.xx	xx.xx	xx.xx	xx.xx
Local Image Review	xx.xx	xx.xx	xx.xx	xx.xx	xx.xx	xx.xx	xx.xx	xx.xx
Off-Site Remote Image Review	xx.xx	xx.xx	xx.xx	xx.xx	xx.xx	xx.xx	xx.xx	xx.xx
On-Site Remote Image Review	xx.xx	xx.xx	xx.xx	xx.xx	xx.xx	xx.xx	xx.xx	xx.xx
Others	xx.xx	xx.xx	xx.xx	xx.xx	xx.xx	xx.xx	xx.xx	xx.xx
Total	**xx.xx**	**xx.xx**	**xx.xx**	**xx.xx**	**xx.xx**	**xx.xx**	**xx.xx**	**xx.xx**

Table 482. Spain Airport Baggage Screening Systems Market Size, by Procurement Channel, 2017-2040 (USD Million)

Procurement Channel	2017	2024	2025	2026	2027	2032	2040	CAGR (%)
Direct Technology Suppliers	xx.xx	xx.xx	xx.xx	xx.xx	xx.xx	xx.xx	xx.xx	xx.xx
Distributors and Resellers	xx.xx	xx.xx	xx.xx	xx.xx	xx.xx	xx.xx	xx.xx	xx.xx
Independent Technical Service Providers	xx.xx	xx.xx	xx.xx	xx.xx	xx.xx	xx.xx	xx.xx	xx.xx
Systems Integration Primes	xx.xx	xx.xx	xx.xx	xx.xx	xx.xx	xx.xx	xx.xx	xx.xx
Total	**xx.xx**	**xx.xx**	**xx.xx**	**xx.xx**	**xx.xx**	**xx.xx**	**xx.xx**	**xx.xx**

Table 483. Spain Airport Baggage Screening Systems Market Size, by Investment Purpose, 2017-2040 (USD Million)

Investment Purpose	2017	2024	2025	2026	2027	2032	2040	CAGR (%)
New Installations and Capacity Expansion	xx.xx	xx.xx	xx.xx	xx.xx	xx.xx	xx.xx	xx.xx	xx.xx
Retrofits and Upgrades	xx.xx	xx.xx	xx.xx	xx.xx	xx.xx	xx.xx	xx.xx	xx.xx
System Replacement	xx.xx	xx.xx	xx.xx	xx.xx	xx.xx	xx.xx	xx.xx	xx.xx
Others	xx.xx	xx.xx	xx.xx	xx.xx	xx.xx	xx.xx	xx.xx	xx.xx
Total	**xx.xx**	**xx.xx**	**xx.xx**	**xx.xx**	**xx.xx**	**xx.xx**	**xx.xx**	**xx.xx**

Sources & Evidence

1. House Report 119-173 - Department of Homeland Security Appropriations Bill, 2026

   · Evidence informing the 2030 market-value input; displayed series and growth include calculations: The aging installed fleet supports replacement demand, but does not establish the forecast's realization dates or annual purchasing rate. ([govinfo.gov](https://www.govinfo.gov/content/pkg/CRPT-119hrpt173/html/CRPT-119hrpt173.htm))

   · Evidence informing forecast-year allocation inputs; displayed values and growth are calculated: The report identifies xx.xx end-of-life systems within a xx.xx-system checked-baggage fleet. This constrains renewal exposure, not realized annual purchasing or a verified global replacement deadline.

   · Evidence informing base-year allocation inputs; displayed values and growth are calculated: Reports a TSA checked-baggage fleet of xx.xx EDS, including xx.xx at end-of-life, and assigns purchase, installation and maintenance responsibilities to TSA. Supports agency fleet calibration and renewal pressure, not the assumed forecast uplift.

   · Evidence informing forecast-year allocation inputs; displayed values and growth are calculated: Reports a TSA checked-baggage fleet of xx.xx EDS, including xx.xx at end-of-life, and assigns purchase, installation and maintenance responsibilities to TSA. Supports agency fleet calibration and renewal pressure, not the assumed forecast uplift.

   · Evidence informing forecast-year allocation inputs; displayed values and growth are calculated: The report identifies xx.xx end-of-life EDS within a xx.xx-unit U.S. checked-baggage fleet, citing the FY2024 capital plan. The derived xx.xx% backlog constrains the aging-fleet premise, but is neither an annual turnover rate nor a funded global replacement forecast.

2. GAO-24-106573 - DHS Annual Assessment: Most Programs Are Meeting Current Goals, but Some Continue to Face Cost and Schedule Challenges

- Evidence informing the 2026 market-value input; displayed series and growth include calculations: Reports plans for xx.xx checkpoint systems and xx.xx increment-one deployments by September 2023; supports an incomplete replacement cycle rather than universal CT adoption. ([gao.gov](https://www.gao.gov/assets/gao-xx.xx-xx.xx.pdf))
- Evidence informing base-year allocation inputs; displayed values and growth are calculated: Reports xx.xx AT/CT, xx.xx base, xx.xx mid-size and xx.xx full-size deployments by September 2023; supplies configuration proxies and an incomplete-renewal constraint, not contractual architecture shares. ([gao.gov](https://www.gao.gov/assets/gao-xx.xx-xx.xx.pdf))
- Evidence informing forecast-year allocation inputs; displayed values and growth are calculated: Reports xx.xx AT/CT, xx.xx base, xx.xx mid-size and xx.xx full-size deployments by September 2023; supplies configuration proxies and an incomplete-renewal constraint, not contractual architecture shares. ([gao.gov](https://www.gao.gov/assets/gao-xx.xx-xx.xx.pdf))
- Evidence informing base-year allocation inputs; displayed values and growth are calculated: The deployed configuration mix underlies the xx.xx/xx.xx newer-cohort and xx.xx/xx.xx older-cohort proxy calculations; global and contractual attribution remain modeled. ([gao.gov](https://www.gao.gov/assets/gao-xx.xx-xx.xx.pdf))
- Evidence informing forecast-year allocation inputs; displayed values and growth are calculated: The deployed configuration mix underlies the xx.xx/xx.xx newer-cohort and xx.xx/xx.xx older-cohort proxy calculations; global and contractual attribution remain modeled. ([gao.gov](https://www.gao.gov/assets/gao-xx.xx-xx.xx.pdf))
- Evidence informing base-year allocation inputs; displayed values and growth are calculated: The assessment records xx.xx checkpoint systems deployed by September 2023 against an eventual xx.xx-system program. This supports an incomplete replacement cycle and qualifies any assumption of universal CT adoption.
- Evidence informing forecast-year allocation inputs; displayed values and growth are calculated: The assessment records xx.xx checkpoint systems deployed by September 2023 against an eventual xx.xx-system program. This supports an incomplete replacement cycle and qualifies any assumption of universal CT adoption.
- Evidence informing base-year allocation inputs; displayed values and growth are calculated: Reports a September 2023 U.S. CT cohort containing xx.xx AT/CT and xx.xx base systems, providing counterevidence to assigning all CT activity automatically to integrated lanes.
- Evidence informing forecast-year allocation inputs; displayed values and growth are calculated: Reports a September 2023 U.S. CT cohort containing xx.xx AT/CT and xx.xx base systems, providing counterevidence to assigning all CT activity automatically to integrated lanes.
- Evidence informing base-year allocation inputs; displayed values and growth are calculated: Reports xx.xx mid-size and xx.xx full-size systems within xx.xx deployed CT systems; supports differentiated configuration assumptions rather than treating technology adoption as an integration-share observation.
- Evidence informing forecast-year allocation inputs; displayed values and growth are calculated: Reports xx.xx mid-size and xx.xx full-size systems within xx.xx deployed CT systems; supports differentiated configuration assumptions rather than treating technology adoption as an integration-share observation.
- Evidence informing base-year allocation inputs; displayed values and growth are calculated: The 2024 assessment records xx.xx checkpoint deployments as of September 2023 against xx.xx planned systems replacing aging equipment. It supports staged renewal, but does not establish current deployment completion or the modeled 2032 share.
- Evidence informing forecast-year allocation inputs; displayed values and growth are calculated: The 2024 assessment records xx.xx checkpoint deployments as of September 2023 against xx.xx planned systems replacing aging equipment. It supports staged renewal, but does not establish current deployment completion or the modeled 2032 share.
- Evidence informing forecast-year allocation inputs; displayed values and growth are calculated: The program separately anticipates enhancements to fielded systems, supporting a retained-equipment commercial pathway without supplying an attributable upgrade-revenue split.

3. Global Airport Passenger Traffic Reaches Record 9.8 Billion in 2025, Airports Council International World reports

   · Evidence informing the 2026 market-value input; displayed series and growth include calculations: Reports cooling passenger-growth momentum in 2026, supporting moderation of traffic-driven equipment expansion despite continuing replacement demand. ([aci.aero](https://aci.aero/2026/xx.xx/xx.xx/global-airport-passenger-traffic-reaches-record-xx.xx-xx.xx-billion-in-2025-airports-council-international-world-reports/))

4. Smiths Group PLC - Full Year Results for the 12 Months Ended 31 July 2025

- Evidence informing the 2024 market-value input; displayed series and growth include calculations: Discloses aviation original-equipment revenue of xx.xx and aftermarket revenue of xx.xx for FY2024; supplies historical cycle proxies. ([www-live.smiths.com](https://www-live.smiths.com/media/snqpxwkd/smiths-group-plc-annual-results-2025-press-release.pdf))
- Evidence informing the 2027 market-value input; displayed series and growth include calculations: Reports approximately xx.xx cumulative CTiX sales and continuing aviation upgrade demand; supports replacement activity, not an observed global forecast. ([www-live.smiths.com](https://www-live.smiths.com/media/snqpxwkd/smiths-group-plc-annual-results-2025-press-release.pdf))
- Evidence informing base-year allocation inputs; displayed values and growth are calculated: FY2025 aviation original-equipment revenue of GBP xx.xx provides an independent equipment-activity scale check, not a global category share. ([www-live.smiths.com](https://www-live.smiths.com/media/snqpxwkd/smiths-group-plc-annual-results-2025-press-release.pdf))
- Evidence informing forecast-year allocation inputs; displayed values and growth are calculated: FY2025 aviation original-equipment revenue of GBP xx.xx provides an independent equipment-activity scale check, not a global category share. ([www-live.smiths.com](https://www-live.smiths.com/media/snqpxwkd/smiths-group-plc-annual-results-2025-press-release.pdf))
- Evidence informing base-year allocation inputs; displayed values and growth are calculated: Approximately xx.xx cumulative CTiX sales corroborate commercial imaging activity and replacement demand; they do not measure annual global sales. ([www-live.smiths.com](https://www-live.smiths.com/media/snqpxwkd/smiths-group-plc-annual-results-2025-press-release.pdf))
- Evidence informing forecast-year allocation inputs; displayed values and growth are calculated: Approximately xx.xx cumulative CTiX sales corroborate commercial imaging activity and replacement demand; they do not measure annual global sales. ([www-live.smiths.com](https://www-live.smiths.com/media/snqpxwkd/smiths-group-plc-annual-results-2025-press-release.pdf))
- Evidence informing base-year allocation inputs; displayed values and growth are calculated: GBP xx.xx aviation aftermarket revenue supports lifecycle materiality while qualifying transfer of one supplier's mix to the global service allocation. ([www-live.smiths.com](https://www-live.smiths.com/media/snqpxwkd/smiths-group-plc-annual-results-2025-press-release.pdf))
- Evidence informing forecast-year allocation inputs; displayed values and growth are calculated: GBP xx.xx aviation aftermarket revenue supports lifecycle materiality while qualifying transfer of one supplier's mix to the global service allocation. ([www-live.smiths.com](https://www-live.smiths.com/media/snqpxwkd/smiths-group-plc-annual-results-2025-press-release.pdf))
- Evidence informing base-year allocation inputs; displayed values and growth are calculated: Reports approximately xx.xx cumulative CTiX sales and continuing aviation upgrade demand; cumulative sales constrain commercial scale but are not annual global shipments. ([www-live.smiths.com](https://www-live.smiths.com/media/snqpxwkd/smiths-group-plc-annual-results-2025-press-release.pdf))
- Evidence informing forecast-year allocation inputs; displayed values and growth are calculated: Reports approximately xx.xx cumulative CTiX sales and continuing aviation upgrade demand; cumulative sales constrain commercial scale but are not annual global shipments. ([www-live.smiths.com](https://www-live.smiths.com/media/snqpxwkd/smiths-group-plc-annual-results-2025-press-release.pdf))
- Evidence informing base-year allocation inputs; displayed values and growth are calculated: Reports four operating XDi units as of July 2025 and pending regulatory certification, constraining the small XRD cohort and qualifying aggressive commercialization assumptions.
- Evidence informing forecast-year allocation inputs; displayed values and growth are calculated: Reports four operating XDi units as of July 2025 and pending regulatory certification, constraining the small XRD cohort and qualifying aggressive commercialization assumptions.
- Evidence informing forecast-year allocation inputs; displayed values and growth are calculated: Reported checkpoint modernization provides a commercial reason to model substitution from discrete legacy offerings; the filing does not disclose standalone configuration revenue.
- Evidence informing forecast-year allocation inputs; displayed values and growth are calculated: FY2025

5. Smiths Group PLC - Annual Report & Accounts FY2023
   - Evidence informing the 2022 market-value input; displayed series and growth include calculations: Reports FY2022 aviation original-equipment revenue of xx.xx, used as a dimensionless historical capital-cycle proxy. ([www-live.smiths.com](https://www-live.smiths.com/media/phjp1j44/smiths-annual-report-2023.pdf))
   - Evidence informing the 2023 market-value input; displayed series and growth include calculations: Reports FY2023 aviation original-equipment revenue of xx.xx and aftermarket revenue of xx.xx; supports the modeled recovery direction. ([www-live.smiths.com](https://www-live.smiths.com/media/phjp1j44/smiths-annual-report-2023.pdf))
6. Smiths Group PLC - Annual Report FY2022
   - Evidence informing the 2021 market-value input; displayed series and growth include calculations: Reports FY2021 aviation revenue of xx.xx, providing a historical purchasing-cycle reference rather than a global observation. ([www-live.smiths.com](https://www-live.smiths.com/media/xjvdpblr/smiths-annual-report-2022-report.pdf))
   - Evidence informing the 2022 market-value input; displayed series and growth include calculations: Reports FY2022 aviation revenue of xx.xx and continued weakness in aviation original equipment; supports a delayed capital-spending trough. ([www-live.smiths.com](https://www-live.smiths.com/media/xjvdpblr/smiths-annual-report-2022-report.pdf))
7. Smiths Group PLC - Annual Results for the Year Ended 31 July 2019
   - Evidence informing the 2018 market-value input; displayed series and growth include calculations: Reports FY2018 aviation revenue of xx.xx, supplying the historical comparison underlying the backcast. ([smiths.com](https://www.smiths.com/media/u4wla1bw/smiths-group-plc-annual-results-2019-press-release.pdf))
   - Evidence informing the 2019 market-value input; displayed series and growth include calculations: Reports FY2019 aviation revenue of xx.xx and customer delivery deferrals, qualifying a traffic-only growth model. ([smiths.com](https://www.smiths.com/media/u4wla1bw/smiths-group-plc-annual-results-2019-press-release.pdf))
   - Evidence informing the 2020 market-value input; displayed series and growth include calculations: Identifies deliveries deferred into FY2020; supports the possibility of backlog-supported spending despite a contemporaneous traffic shock, not the exact modeled growth rate. ([smiths.com](https://www.smiths.com/media/u4wla1bw/smiths-group-plc-annual-results-2019-press-release.pdf))
8. ACI World - The High-Wire Balancing Act: Global Air Transport Demand in 2018 and 2019
   - Evidence informing the 2017 market-value input; displayed series and growth include calculations: Reports xx.xx airport passengers and xx.xx% growth in 2018; the growth observation informs the 2017 backcast bridge. ([blog.aci.aero](https://blog.aci.aero/airport-economics/the-high-wire-balancing-act-global-air-transport-demand-in-2018-and-2019/))
   - Evidence informing the 2018 market-value input; displayed series and growth include calculations: Provides the observed 2018 traffic-growth reference, not an equipment-market growth observation. ([blog.aci.aero](https://blog.aci.aero/airport-economics/the-high-wire-balancing-act-global-air-transport-demand-in-2018-and-2019/))
9. ICAO A42-WP/556 - State of the Industry and Outlook for Airport Traffic, Presented by ACI
   - Evidence informing the 2020 market-value input; displayed series and growth include calculations: Records the collapse from xx.xx airport passengers in 2019 to xx.xx in 2020; constrains the shock and funding-risk interpretation. ([icao.int](https://www.icao.int/sites/default/files/Meetings/a42/Documents/WP/wp_556_en.pdf))
   - Evidence informing the 2021 market-value input; displayed series and growth include calculations: Reports xx.xx airport passengers in 2021, supporting a prolonged funding and activity shock. ([icao.int](https://www.icao.int/sites/default/files/Meetings/a42/Documents/WP/wp_556_en.pdf))
   - Evidence informing the 2023 market-value input; displayed series and growth include calculations: Reports xx.xx airport passengers in 2023; traffic recovery is distinguished from equipment purchasing. ([icao.int](https://www.icao.int/sites/default/files/Meetings/a42/Documents/WP/wp_556_en.pdf))
   - Evidence informing the 2024 market-value input; displayed series and growth include calculations: Reports xx.xx airport passengers in 2024, providing a demand recovery cross-check. ([icao.int](https://www.icao.int/sites/default/files/Meetings/a42/Documents/WP/wp_556_en.pdf))

10. Port of Seattle - Baggage Handling System Optimization
    - Evidence informing the 2029 market-value input; displayed series and growth include calculations: Seattle plans to consolidate six baggage-screening systems, increase supported passenger capacity, and reduce screening-machine demand. Supports integration spending without one-for-one detector growth. ([portseattle.org](https://www.portseattle.org/projects/baggage-handling-system-optimization))
    - Evidence informing the 2032 market-value input; displayed series and growth include calculations: The consolidation example constrains equipment-volume assumptions; its whole baggage-handling project value is excluded from market sizing. ([portseattle.org](https://www.portseattle.org/projects/baggage-handling-system-optimization))
    - Evidence informing the 2040 market-value input; displayed series and growth include calculations: Provides a commercial counterexample to extrapolating passenger growth directly into machine counts throughout the long-range forecast. ([portseattle.org](https://www.portseattle.org/projects/baggage-handling-system-optimization))
    - Evidence informing forecast-year allocation inputs; displayed values and growth are calculated: Consolidation of six systems with reduced machine demand qualifies a traffic-to-detector-volume forecast. ([portseattle.org](https://www.portseattle.org/projects/baggage-handling-system-optimization))
    - Evidence informing forecast-year allocation inputs; displayed values and growth are calculated: The consolidation project supports integration-driven conveyor demand, but its whole-project value is excluded. ([portseattle.org](https://www.portseattle.org/projects/baggage-handling-system-optimization))
    - Evidence informing forecast-year allocation inputs; displayed values and growth are calculated: Brownfield consolidation supports the integration-demand premise, not the forecast's exact service growth factor. ([portseattle.org](https://www.portseattle.org/projects/baggage-handling-system-optimization))
    - Evidence informing forecast-year allocation inputs; displayed values and growth are calculated: The airport replaces six separate screening systems with centralized screening and expects reduced screening-machine demand while expanding capacity. This supplies a counterforce to volume-only checked-baggage forecasting.
    - Evidence informing base-year allocation inputs; displayed values and growth are calculated: Seattle is consolidating six screening systems, expects reduced screening-machine demand and schedules final-phase completion in 2029. Supports integration demand while constraining detector-volume growth; the whole-project budget is excluded.
    - Evidence informing forecast-year allocation inputs; displayed values and growth are calculated: Seattle is consolidating six screening systems, expects reduced screening-machine demand and schedules final-phase completion in 2029. Supports integration demand while constraining detector-volume growth; the whole-project budget is excluded.
    - Evidence informing forecast-year allocation inputs; displayed values and growth are calculated: Seattle's project combines increased screening capacity with consolidation from six screening systems and reduced screening-machine demand. This constrains the forecast assumption that capacity growth requires proportional equipment additions.
    - Evidence informing forecast-year allocation inputs; displayed values and growth are calculated: Replacement and capacity objectives coexist within the project. Its wider baggage-handling budget is not treated as screening-equipment revenue or assigned additively to multiple purposes.
11. Smiths Group PLC - Half Year Results for the Six Months Ended 31 January 2026
    - Evidence informing the 2026 market-value input; displayed series and growth include calculations: Reports xx.xx% organic growth for Smiths Detection in HY2026, with aviation checkpoint upgrades contributing. Supports a positive 2026 nowcast, not a directly observed global growth rate. ([www-live.smiths.com](https://www-live.smiths.com/media/villk35h/smiths-hy26-results-press-release.pdf))
12. Eurostat - Air passenger transport statistics, December 2025, Table 1: 2024 country traffic
    - Evidence informing base-year allocation inputs; displayed values and growth are calculated: Traffic primitive.
    - Evidence informing forecast-year allocation inputs; displayed values and growth are calculated: Traffic primitive.

13. ACI EUROPE - 2025 all about traffic resilience as Europe's airports welcomed an additional 100 million passengers

- Evidence informing base-year allocation inputs; displayed values and growth are calculated: Annual growth input to the 2025 bridge.
- Evidence informing forecast-year allocation inputs; displayed values and growth are calculated: Annual growth input to the 2025 bridge.

14. CATSA 2025 Annual Report - Notes to the Financial Statements

- Evidence informing base-year allocation inputs; displayed values and growth are calculated: FY2024/xx.xx accounts disclose C$xx.xx maintenance/spares and C$xx.xx training/certification, supporting the service-budget calibration but not global baggage-only shares. ([catsa-acsta.gc.ca](https://www.catsa-acsta.gc.ca/en/publications/2025-annual-report/notes-financial-statements))
- Evidence informing forecast-year allocation inputs; displayed values and growth are calculated: FY2024/xx.xx accounts disclose C$xx.xx maintenance/spares and C$xx.xx training/certification, supporting the service-budget calibration but not global baggage-only shares. ([catsa-acsta.gc.ca](https://www.catsa-acsta.gc.ca/en/publications/2025-annual-report/notes-financial-statements))
- Evidence informing base-year allocation inputs; displayed values and growth are calculated: Maintenance and spare parts are combined in the accounts; the labor-versus-goods split therefore remains modeled. ([catsa-acsta.gc.ca](https://www.catsa-acsta.gc.ca/en/publications/2025-annual-report/notes-financial-statements))
- Evidence informing forecast-year allocation inputs; displayed values and growth are calculated: Maintenance and spare parts are combined in the accounts; the labor-versus-goods split therefore remains modeled. ([catsa-acsta.gc.ca](https://www.catsa-acsta.gc.ca/en/publications/2025-annual-report/notes-financial-statements))
- Evidence informing base-year allocation inputs; displayed values and growth are calculated: The C$xx.xx training/certification expense supplies the numerator of the adjusted training-to-capital proxy. ([catsa-acsta.gc.ca](https://www.catsa-acsta.gc.ca/en/publications/2025-annual-report/notes-financial-statements))
- Evidence informing forecast-year allocation inputs; displayed values and growth are calculated: The C$xx.xx training/certification expense supplies the numerator of the adjusted training-to-capital proxy. ([catsa-acsta.gc.ca](https://www.catsa-acsta.gc.ca/en/publications/2025-annual-report/notes-financial-statements))
- Evidence informing base-year allocation inputs; displayed values and growth are calculated: C$xx.xx trace/consumables is distinct from maintenance/spares and supplies the contrary consumables-intensity comparator, not a global observation. ([catsa-acsta.gc.ca](https://www.catsa-acsta.gc.ca/en/publications/2025-annual-report/notes-financial-statements))
- Evidence informing forecast-year allocation inputs; displayed values and growth are calculated: C$xx.xx trace/consumables is distinct from maintenance/spares and supplies the contrary consumables-intensity comparator, not a global observation. ([catsa-acsta.gc.ca](https://www.catsa-acsta.gc.ca/en/publications/2025-annual-report/notes-financial-statements))
- Evidence informing base-year allocation inputs; displayed values and growth are calculated: Separately reports C$xx.xx maintenance/spares, C$xx.xx trace/consumables and C$xx.xx training/certification, constraining attributable agency lifecycle expenditure.
- Evidence informing base-year allocation inputs; displayed values and growth are calculated: Separates screening-contractor payments from equipment support, preventing staffing expenditure from becoming equipment-market purchasing.
- Evidence informing forecast-year allocation inputs; displayed values and growth are calculated: Separately reports C$xx.xx maintenance/spares, C$xx.xx trace/consumables and C$xx.xx training/certification, constraining attributable agency lifecycle expenditure.
- Evidence informing forecast-year allocation inputs; displayed values and growth are calculated: Separates screening-contractor payments from equipment support, preventing staffing expenditure from becoming equipment-market purchasing.
- Evidence informing base-year allocation inputs; displayed values and growth are calculated: Audited expense disclosure reports C$xx.xx for maintenance and spare parts in the year ended March xx.xx 2025. It constrains support-spending materiality, not the amount attributable to an independent provider. ([catsa-acsta.gc.ca](https://www.catsa-acsta.gc.ca/en/publications/2025-annual-report/notes-financial-statements))

15. CATSA 2025 Annual Report - Management's Discussion and Analysis
    - Evidence informing base-year allocation inputs; displayed values and growth are calculated: EDS capital expenditure of C$xx.xx includes equipment and installation/integration and supplies the training-calibration denominator, subject to baggage attribution. ([catsa-acsta.gc.ca](https://www.catsa-acsta.gc.ca/en/publications/2025-annual-report/management-discussion-and-analysis))
    - Evidence informing forecast-year allocation inputs; displayed values and growth are calculated: EDS capital expenditure of C$xx.xx includes equipment and installation/integration and supplies the training-calibration denominator, subject to baggage attribution. ([catsa-acsta.gc.ca](https://www.catsa-acsta.gc.ca/en/publications/2025-annual-report/management-discussion-and-analysis))
    - Evidence informing base-year allocation inputs; displayed values and growth are calculated: The capital definition includes associated installation and integration, supporting the distinction between deployment services and equipment value. ([catsa-acsta.gc.ca](https://www.catsa-acsta.gc.ca/en/publications/2025-annual-report/management-discussion-and-analysis))
    - Evidence informing forecast-year allocation inputs; displayed values and growth are calculated: The capital definition includes associated installation and integration, supporting the distinction between deployment services and equipment value. ([catsa-acsta.gc.ca](https://www.catsa-acsta.gc.ca/en/publications/2025-annual-report/management-discussion-and-analysis))
    - Evidence informing forecast-year allocation inputs; displayed values and growth are calculated: Actual spending, original budget and reprofile amounts constrain the forecast's purchasing-execution interpretation; they are not a global growth rate. ([catsa-acsta.gc.ca](https://www.catsa-acsta.gc.ca/en/publications/2025-annual-report/management-discussion-and-analysis))
    - Evidence informing base-year allocation inputs; displayed values and growth are calculated: FY2024/xx.xx pre-board capital appropriations used were C$xx.xx. This supplies the Canadian purchasing comparison and a component of the non-passenger-to-cabin activity proxy, not a global share.
    - Evidence informing forecast-year allocation inputs; displayed values and growth are calculated: FY2024/xx.xx pre-board capital appropriations used were C$xx.xx. This supplies the Canadian purchasing comparison and a component of the non-passenger-to-cabin activity proxy, not a global share.
    - Evidence informing base-year allocation inputs; displayed values and growth are calculated: FY2024/xx.xx hold-baggage capital appropriations used were C$xx.xx; this constrains the independent application-capital comparison.
    - Evidence informing base-year allocation inputs; displayed values and growth are calculated: FY2024/xx.xx non-passenger capital appropriations used were C$xx.xx, below the original C$xx.xx budget. Actual purchasing informs the proxy and qualifies automatic announcement-to-revenue conversion.
    - Evidence informing forecast-year allocation inputs; displayed values and growth are calculated: FY2024/xx.xx non-passenger capital appropriations used were C$xx.xx, below the original C$xx.xx budget. Actual purchasing informs the proxy and qualifies automatic announcement-to-revenue conversion.
    - Evidence informing base-year allocation inputs; displayed values and growth are calculated: Reports C$xx.xx EDS capital expenditure for FY2024/xx.xx and identifies both baggage equipment and full-body scanners in the capital scope, requiring a baggage-attribution adjustment.
    - Evidence informing forecast-year allocation inputs; displayed values and growth are calculated: Reports C$xx.xx EDS capital expenditure for FY2024/xx.xx and identifies both baggage equipment and full-body scanners in the capital scope, requiring a baggage-attribution adjustment.
    - Evidence informing forecast-year allocation inputs; displayed values and growth are calculated: EDS outturn was C$xx.xx versus an original C$xx.xx plan and revised C$xx.xx budget. Reprofiling constrains assumed award conversion and deployment timing; it does not measure procurement-channel mix. ([catsa-acsta.gc.ca](https://www.catsa-acsta.gc.ca/en/publications/2025-annual-report/management-discussion-and-analysis))
    - Evidence informing base-year allocation inputs; displayed values and growth are calculated: The actual capital-project list identifies hold-baggage capacity expansion at Montréal-Trudeau, supporting the expansion classification, not its modeled global revenue weight.
    - Evidence informing forecast-year allocation inputs; displayed values and growth are calculated: The actual capital-project list identifies hold-baggage capacity expansion at Montréal-Trudeau, supporting the expansion classification, not its modeled global revenue weight.
    - Evidence informing base-year allocation inputs; displayed values and growth are calculated: The actual project list includes checkpoint CT deployment and hold-baggage oversize-equipment lifecycle management, supporting renewal activity without disclosing its purpose-specific spending.
    - Evidence informing forecast-year allocation inputs; displayed values and growth are calculated: The actual project list includes checkpoint CT deployment and hold-baggage oversize-equipment lifecycle management,

16. Aviation security screening approved equipment list
    - Evidence informing base-year allocation inputs; displayed values and growth are calculated: Baggage EDS/EDSCB and conventional X-ray classes support the inspection-system boundary, not sales weights. ([gov.uk](https://www.gov.uk/government/collections/aviation-security-screening-approved-equipment-list))
    - Evidence informing forecast-year allocation inputs; displayed values and growth are calculated: Baggage EDS/EDSCB and conventional X-ray classes support the inspection-system boundary, not sales weights. ([gov.uk](https://www.gov.uk/government/collections/aviation-security-screening-approved-equipment-list))
    - Evidence informing base-year allocation inputs; displayed values and growth are calculated: Liquid detectors are a distinct cabin-baggage category; the complete bulk-material extension remains modeled within the captured boundary. ([gov.uk](https://www.gov.uk/government/collections/aviation-security-screening-approved-equipment-list))
    - Evidence informing forecast-year allocation inputs; displayed values and growth are calculated: Liquid detectors are a distinct cabin-baggage category; the complete bulk-material extension remains modeled within the captured boundary. ([gov.uk](https://www.gov.uk/government/collections/aviation-security-screening-approved-equipment-list))
    - Evidence informing base-year allocation inputs; displayed values and growth are calculated: ETD serves baggage and other applications, requiring explicit baggage attribution rather than allocating all detector sales here. ([gov.uk](https://www.gov.uk/government/collections/aviation-security-screening-approved-equipment-list))
    - Evidence informing forecast-year allocation inputs; displayed values and growth are calculated: ETD serves baggage and other applications, requiring explicit baggage attribution rather than allocating all detector sales here. ([gov.uk](https://www.gov.uk/government/collections/aviation-security-screening-approved-equipment-list))
    - Evidence informing base-year allocation inputs; displayed values and growth are calculated: Dedicated ETD consumables are separately recognized, supporting goods classification without establishing spending or unrestricted interchangeability. ([gov.uk](https://www.gov.uk/government/collections/aviation-security-screening-approved-equipment-list))
    - Evidence informing forecast-year allocation inputs; displayed values and growth are calculated: Dedicated ETD consumables are separately recognized, supporting goods classification without establishing spending or unrestricted interchangeability. ([gov.uk](https://www.gov.uk/government/collections/aviation-security-screening-approved-equipment-list))
17. Quantifying the Impacts of Delayed Maintenance of Airport Assets: A Guide - Chapter 6, Baggage Handling Systems
    - Evidence informing base-year allocation inputs; displayed values and growth are calculated: The baggage-handling cost study uses a modeled xx.xx% labor share, adopted only as an adjacent support-cost proxy. ([nationalacademies.org](https://www.nationalacademies.org/read/xx.xx/chapter/xx.xx))
    - Evidence informing forecast-year allocation inputs; displayed values and growth are calculated: The baggage-handling cost study uses a modeled xx.xx% labor share, adopted only as an adjacent support-cost proxy. ([nationalacademies.org](https://www.nationalacademies.org/read/xx.xx/chapter/xx.xx))
    - Evidence informing base-year allocation inputs; displayed values and growth are calculated: Its corresponding modeled xx.xx% parts share calibrates the labor/goods separation; it is not an observed screening-equipment ratio. ([nationalacademies.org](https://www.nationalacademies.org/read/xx.xx/chapter/xx.xx))
    - Evidence informing forecast-year allocation inputs; displayed values and growth are calculated: Its corresponding modeled xx.xx% parts share calibrates the labor/goods separation; it is not an observed screening-equipment ratio. ([nationalacademies.org](https://www.nationalacademies.org/read/xx.xx/chapter/xx.xx))

18. Procurement of Next Generation Security Checkpoint Equipment - Contract Award Notice

- Evidence informing base-year allocation inputs; displayed values and growth are calculated: The seven-system award includes automated tray return, demonstrating bundled purchasing but no separately priced hardware allocation. ([sell2wales.gov.wales](https://www.sell2wales.gov.wales/search/show/search_view.aspx?ID=NOV417275))
- Evidence informing forecast-year allocation inputs; displayed values and growth are calculated: The seven-system award includes automated tray return, demonstrating bundled purchasing but no separately priced hardware allocation. ([sell2wales.gov.wales](https://www.sell2wales.gov.wales/search/show/search_view.aspx?ID=NOV417275))
- Evidence informing base-year allocation inputs; displayed values and growth are calculated: The integrated CT/tray-return scope constrains the automation interface boundary; it does not value general airport conveyors. ([sell2wales.gov.wales](https://www.sell2wales.gov.wales/search/show/search_view.aspx?ID=NOV417275))
- Evidence informing forecast-year allocation inputs; displayed values and growth are calculated: The integrated CT/tray-return scope constrains the automation interface boundary; it does not value general airport conveyors. ([sell2wales.gov.wales](https://www.sell2wales.gov.wales/search/show/search_view.aspx?ID=NOV417275))
- Evidence informing base-year allocation inputs; displayed values and growth are calculated: Central image processing is an explicit purchased function, without a separately disclosed license price. ([sell2wales.gov.wales](https://www.sell2wales.gov.wales/search/show/search_view.aspx?ID=NOV417275))
- Evidence informing forecast-year allocation inputs; displayed values and growth are calculated: Central image processing is an explicit purchased function, without a separately disclosed license price. ([sell2wales.gov.wales](https://www.sell2wales.gov.wales/search/show/search_view.aspx?ID=NOV417275))
- Evidence informing base-year allocation inputs; displayed values and growth are calculated: Supply, installation and commissioning are included deliverables, supporting deployment-service attribution without establishing its percentage. ([sell2wales.gov.wales](https://www.sell2wales.gov.wales/search/show/search_view.aspx?ID=NOV417275))
- Evidence informing forecast-year allocation inputs; displayed values and growth are calculated: Supply, installation and commissioning are included deliverables, supporting deployment-service attribution without establishing its percentage. ([sell2wales.gov.wales](https://www.sell2wales.gov.wales/search/show/search_view.aspx?ID=NOV417275))
- Evidence informing base-year allocation inputs; displayed values and growth are calculated: The October xx.xx 2022 award covers seven systems combining cabin CT, tray return, image processing and deployment responsibilities. It supports integrated purchased scope, not completed delivery or a global sales weight.
- Evidence informing forecast-year allocation inputs; displayed values and growth are calculated: The October xx.xx 2022 award covers seven systems combining cabin CT, tray return, image processing and deployment responsibilities. It supports integrated purchased scope, not completed delivery or a global sales weight.
- Evidence informing base-year allocation inputs; displayed values and growth are calculated: The integrated Newcastle procurement reports a GBP xx.xx-xx.xx offer range but no physical review-room location; its value cannot be assigned automatically to local review. ([sell2wales.gov.wales](https://www.sell2wales.gov.wales/search/show/search_view.aspx?ID=NOV417275))
- Evidence informing forecast-year allocation inputs; displayed values and growth are calculated: The integrated Newcastle procurement reports a GBP xx.xx-xx.xx offer range but no physical review-room location; its value cannot be assigned automatically to local review. ([sell2wales.gov.wales](https://www.sell2wales.gov.wales/search/show/search_view.aspx?ID=NOV417275))
- Evidence informing base-year allocation inputs; displayed values and growth are calculated: Central image processing is included, but a separate on-site room is not specified; constrains classification rather than supplying a remote-review sales weight. ([sell2wales.gov.wales](https://www.sell2wales.gov.wales/search/show/search_view.aspx?ID=NOV417275))
- Evidence informing forecast-year allocation inputs; displayed values and growth are calculated: Central image processing is included, but a separate on-site room is not specified; constrains classification rather than supplying a remote-review sales weight. ([sell2wales.gov.wales](https://www.sell2wales.gov.wales/search/show/search_view.aspx?ID=NOV417275))
- Evidence informing base-year allocation inputs; displayed values and growth are calculated: The bundled award does not identify a mixed-location package or its attributable price, preventing automatic hybrid classification. ([sell2wales.gov.wales](https://www.sell2wales.gov.wales/search/show/search_view.aspx?ID=NOV417275))
- Evidence informing forecast-year allocation inputs; displayed values and growth are calculated: The bundled award does not identify a mixed-location package or its attributable price, preventing automatic hybrid classification.

19. AI for Monitoring Aviation Security: Fraport and German Federal Police Start Regular Operation of APIDS
    - Evidence informing forecast-year allocation inputs; displayed values and growth are calculated: January xx.xx 2026 APIDS deployment demonstrates additional software adoption, without establishing separate revenue. ([fraport.com](https://www.fraport.com/en/newsroom/press-releases/2026/q1/ai-for-monitoring-aviation-security.html))
    - Evidence informing forecast-year allocation inputs; displayed values and growth are calculated: Deployment on more than xx.xx CT scanners is the independent quantitative rollout test; it does not validate the modeled license-growth factor. ([fraport.com](https://www.fraport.com/en/newsroom/press-releases/2026/q1/ai-for-monitoring-aviation-security.html))
    - Evidence informing forecast-year allocation inputs; displayed values and growth are calculated: On January xx.xx 2026, Fraport announced regular APIDS software operation on more than xx.xx existing Smiths CT scanners. This independently supports retained-system enhancement at one buyer, not global penetration or realized license revenue.
20. Smiths Detection - Digital Innovation
    - Evidence informing base-year allocation inputs; displayed values and growth are calculated: The supplier identifies detection applications as a commercial function; separate fee allocation remains assumed. ([smithsdetection.com](https://www.smithsdetection.com/digital-innovation/))
    - Evidence informing forecast-year allocation inputs; displayed values and growth are calculated: The supplier identifies detection applications as a commercial function; separate fee allocation remains assumed. ([smithsdetection.com](https://www.smithsdetection.com/digital-innovation/))
    - Evidence informing base-year allocation inputs; displayed values and growth are calculated: Centralized screening supports the image-review function, not an observed software revenue weight. ([smithsdetection.com](https://www.smithsdetection.com/digital-innovation/))
    - Evidence informing forecast-year allocation inputs; displayed values and growth are calculated: Centralized screening supports the image-review function, not an observed software revenue weight. ([smithsdetection.com](https://www.smithsdetection.com/digital-innovation/))
    - Evidence informing base-year allocation inputs; displayed values and growth are calculated: Connectivity, multi-vendor integration and equipment-health applications establish the fleet-management function without proving customer-specific rights or prices. ([smithsdetection.com](https://www.smithsdetection.com/digital-innovation/))
    - Evidence informing forecast-year allocation inputs; displayed values and growth are calculated: Connectivity, multi-vendor integration and equipment-health applications establish the fleet-management function without proving customer-specific rights or prices. ([smithsdetection.com](https://www.smithsdetection.com/digital-innovation/))
    - Evidence informing base-year allocation inputs; displayed values and growth are calculated: ELECTORA is offered for integrating multi-vendor devices, datasets and applications; establishes the vendor-platform category but discloses no category revenue or customer-specific substitution entitlement. ([smithsdetection.com](https://www.smithsdetection.com/digital-innovation/))
    - Evidence informing forecast-year allocation inputs; displayed values and growth are calculated: ELECTORA is offered for integrating multi-vendor devices, datasets and applications; establishes the vendor-platform category but discloses no category revenue or customer-specific substitution entitlement. ([smithsdetection.com](https://www.smithsdetection.com/digital-innovation/))
21. UK Civil Aviation Authority - Threat Image Projection (TIP)
    - Evidence informing base-year allocation inputs; displayed values and growth are calculated: TIP library approval and renewal obligations support continuing software commitments, not the modeled global fee or share. ([caa.co.uk](https://www.caa.co.uk/commercial-industry/security/training-and-human-factors/threat-image-projection/))
    - Evidence informing forecast-year allocation inputs; displayed values and growth are calculated: TIP library approval and renewal obligations support continuing software commitments, not the modeled global fee or share. ([caa.co.uk](https://www.caa.co.uk/commercial-industry/security/training-and-human-factors/threat-image-projection/))

22. Smiths Detection - Service

- Evidence informing base-year allocation inputs; displayed values and growth are calculated: Inclusive capital-equipment support covers labor and parts, requiring a single-count economic allocation across services and goods. ([smithsdetection.com](https://www.smithsdetection.com/service/))
- Evidence informing forecast-year allocation inputs; displayed values and growth are calculated: Inclusive capital-equipment support covers labor and parts, requiring a single-count economic allocation across services and goods. ([smithsdetection.com](https://www.smithsdetection.com/service/))
- Evidence informing base-year allocation inputs; displayed values and growth are calculated: Equipment-specific training and certification are commercial offerings distinct from routine screening staffing. ([smithsdetection.com](https://www.smithsdetection.com/service/))
- Evidence informing forecast-year allocation inputs; displayed values and growth are calculated: Equipment-specific training and certification are commercial offerings distinct from routine screening staffing. ([smithsdetection.com](https://www.smithsdetection.com/service/))
- Evidence informing base-year allocation inputs; displayed values and growth are calculated: The parts-support offering and inclusive contracts corroborate the goods boundary, but not the assumed xx.xx% allocation. ([smithsdetection.com](https://www.smithsdetection.com/service/))
- Evidence informing forecast-year allocation inputs; displayed values and growth are calculated: The parts-support offering and inclusive contracts corroborate the goods boundary, but not the assumed xx.xx% allocation. ([smithsdetection.com](https://www.smithsdetection.com/service/))
- Evidence informing base-year allocation inputs; displayed values and growth are calculated: Describes inclusive labor-and-parts contracts and manufacturer support, supporting nonduplicative lifecycle attribution to projection equipment, not a verified xx.xx% fee. ([smithsdetection.com](https://www.smithsdetection.com/service/))
- Evidence informing forecast-year allocation inputs; displayed values and growth are calculated: Describes inclusive labor-and-parts contracts and manufacturer support, supporting nonduplicative lifecycle attribution to projection equipment, not a verified xx.xx% fee. ([smithsdetection.com](https://www.smithsdetection.com/service/))
- Evidence informing base-year allocation inputs; displayed values and growth are calculated: Supports the existence of manufacturer lifecycle offerings; broad service-footprint counts are not used as CT revenue weights.
- Evidence informing forecast-year allocation inputs; displayed values and growth are calculated: Supports the existence of manufacturer lifecycle offerings; broad service-footprint counts are not used as CT revenue weights.
- Evidence informing base-year allocation inputs; displayed values and growth are calculated: Supports commercial maintenance, refurbishment and parts offerings for portable equipment without establishing baggage-specific service receipts.
- Evidence informing forecast-year allocation inputs; displayed values and growth are calculated: Supports commercial maintenance, refurbishment and parts offerings for portable equipment without establishing baggage-specific service receipts.
- Evidence informing base-year allocation inputs; displayed values and growth are calculated: The manufacturer markets direct on-site support and inclusive capital-equipment labor-and-parts contracts. This supports a continuing manufacturer-service alternative, without measuring a pricing premium. ([smithsdetection.com](https://www.smithsdetection.com/service/))
- Evidence informing forecast-year allocation inputs; displayed values and growth are calculated: The manufacturer markets direct on-site support and inclusive capital-equipment labor-and-parts contracts. This supports a continuing manufacturer-service alternative, without measuring a pricing premium. ([smithsdetection.com](https://www.smithsdetection.com/service/))
- Evidence informing base-year allocation inputs; displayed values and growth are calculated: Manufacturer-provided bundled support is a commercial alternative to separate technical-service procurement, limiting assumptions of unrestricted third-party substitution. ([smithsdetection.com](https://www.smithsdetection.com/service/))
- Evidence informing forecast-year allocation inputs; displayed values and growth are calculated: Manufacturer-provided bundled support is a commercial alternative to separate technical-service procurement, limiting assumptions of unrestricted third-party substitution. ([smithsdetection.com](https://www.smithsdetection.com/service/))

23. Hold baggage screening upgrade, Dublin and Cork Airports, Ireland

- Evidence informing base-year allocation inputs; displayed values and growth are calculated: Separate professional-service appointments cover project controls, design oversight and interface management; the broader construction budget is not used as screening-service revenue. ([neccontract.com](https://www.neccontract.com/projects/hold-baggage-screening-upgrade-dublin-and-cork-airports-ireland))
- Evidence informing forecast-year allocation inputs; displayed values and growth are calculated: Separate professional-service appointments cover project controls, design oversight and interface management; the broader construction budget is not used as screening-service revenue. ([neccontract.com](https://www.neccontract.com/projects/hold-baggage-screening-upgrade-dublin-and-cork-airports-ireland))
- Evidence informing base-year allocation inputs; displayed values and growth are calculated: Describes three upgraded hold-baggage systems delivered through separate construction, baggage-integration and advisory appointments, completed in March 2023. Supports integrated-system attribution without assuming a universal single-prime model.
- Evidence informing forecast-year allocation inputs; displayed values and growth are calculated: Describes three upgraded hold-baggage systems delivered through separate construction, baggage-integration and advisory appointments, completed in March 2023. Supports integrated-system attribution without assuming a universal single-prime model.

24. Corporate Plan 2025-26 to 2029-30 Summary - Financial Overview
    - Evidence informing base-year allocation inputs; displayed values and growth are calculated: CATSA distinguishes major-checkpoint CT replacement from single-view-to-multiview replacement elsewhere, supporting application-specific projection demand and forecast assumptions. It also discloses capital funding subject to reprofile approval. ([catsa-acsta.gc.ca](https://www.catsa-acsta.gc.ca/en/publications/corporate-plan-2025-xx.xx-2029-xx.xx/financial-overview))
    - Evidence informing forecast-year allocation inputs; displayed values and growth are calculated: CATSA distinguishes major-checkpoint CT replacement from single-view-to-multiview replacement elsewhere, supporting application-specific projection demand and forecast assumptions. It also discloses capital funding subject to reprofile approval. ([catsa-acsta.gc.ca](https://www.catsa-acsta.gc.ca/en/publications/corporate-plan-2025-xx.xx-2029-xx.xx/financial-overview))
    - Evidence informing base-year allocation inputs; displayed values and growth are calculated: Identifies single-view equipment as a replacement population, supporting the modeled displacement mechanism rather than an observed global share.
    - Evidence informing forecast-year allocation inputs; displayed values and growth are calculated: Identifies single-view equipment as a replacement population, supporting the modeled displacement mechanism rather than an observed global share.
    - Evidence informing base-year allocation inputs; displayed values and growth are calculated: Multiview remains a planned purchasing destination at non-passenger checkpoints and Class xx.xx airports, qualifying universal CT substitution.
    - Evidence informing forecast-year allocation inputs; displayed values and growth are calculated: Multiview remains a planned purchasing destination at non-passenger checkpoints and Class xx.xx airports, qualifying universal CT substitution.
    - Evidence informing base-year allocation inputs; displayed values and growth are calculated: CT replacement is a stated major-checkpoint investment priority, subject to funding and delivery risks; this supports direction, not the modeled global share.
    - Evidence informing forecast-year allocation inputs; displayed values and growth are calculated: CT replacement is a stated major-checkpoint investment priority, subject to funding and delivery risks; this supports direction, not the modeled global share.
    - Evidence informing base-year allocation inputs; displayed values and growth are calculated: The plan includes additional screening equipment and expansion of existing hold-baggage screening capacity. Its FY2025/xx.xx capital budget is C$xx.xx across mixed activities; plans are not recognized supplier revenue.
    - Evidence informing forecast-year allocation inputs; displayed values and growth are calculated: The plan includes additional screening equipment and expansion of existing hold-baggage screening capacity. Its FY2025/xx.xx capital budget is C$xx.xx across mixed activities; plans are not recognized supplier revenue.
    - Evidence informing base-year allocation inputs; displayed values and growth are calculated: The plan distinguishes replacement of checkpoint X-ray equipment with CT and asset lifecycle renewal from additional capacity. Funding, partner timing and reprofiling qualify forecast realization.
    - Evidence informing forecast-year allocation inputs; displayed values and growth are calculated: The plan distinguishes replacement of checkpoint X-ray equipment with CT and asset lifecycle renewal from additional capacity. Funding, partner timing and reprofiling qualify forecast realization.
25. ECAC CEP Public Equipment List - Explosive Detection Systems, Update 18 April 2025
    - Evidence informing base-year allocation inputs; displayed values and growth are calculated: The April xx.xx 2025 list retains XRD xx.xx supporting the legacy commercial-category premise but not the assumed installed cohort or sales volume. ([ecac-ceac.org](https://www.ecac-ceac.org/images/activities/security/ECAC-CEP-EDS-equipment_public_list_update_20250418.pdf))
    - Evidence informing forecast-year allocation inputs; displayed values and growth are calculated: The April xx.xx 2025 list retains XRD xx.xx supporting the legacy commercial-category premise but not the assumed installed cohort or sales volume. ([ecac-ceac.org](https://www.ecac-ceac.org/images/activities/security/ECAC-CEP-EDS-equipment_public_list_update_20250418.pdf))

26. Partners - HALO X-ray Technologies Ltd

· Evidence informing base-year allocation inputs; displayed values and growth are calculated: Named airport pilots and approximately USD xx.xx and USD xx.xx development programs establish commercialization activity and program scale, not realized annual XRD equipment revenue. ([haloxray.com](https://www.haloxray.com/partners))

· Evidence informing forecast-year allocation inputs; displayed values and growth are calculated: Named airport pilots and approximately USD xx.xx and USD xx.xx development programs establish commercialization activity and program scale, not realized annual XRD equipment revenue. ([haloxray.com](https://www.haloxray.com/partners))

27. Explosives Trace Detectors (ETDs): Market Survey Report, November 2021

· Evidence informing base-year allocation inputs; displayed values and growth are calculated: Historical IONSCAN xx.xx list-price configurations around USD xx.xx-xx.xx constrain the IMS price class; they do not establish 2025 purchasing volumes or realizations. ([dhs.gov](https://dhs.gov/sites/default/files/2021-xx.xx/SAVER_Explosives%20Trace%20Detectors%20MSR_08Nov2021_Final-xx.xx.pdf))

· Evidence informing forecast-year allocation inputs; displayed values and growth are calculated: Historical IONSCAN xx.xx list-price configurations around USD xx.xx-xx.xx constrain the IMS price class; they do not establish 2025 purchasing volumes or realizations. ([dhs.gov](https://dhs.gov/sites/default/files/2021-xx.xx/SAVER_Explosives%20Trace%20Detectors%20MSR_08Nov2021_Final-xx.xx.pdf))

· Evidence informing base-year allocation inputs; displayed values and growth are calculated: The Fido X4 historical USD xx.xx list-price benchmark supports the explicit nominal-price bridge; baggage attribution and unit mix remain modeled.

· Evidence informing forecast-year allocation inputs; displayed values and growth are calculated: The Fido X4 historical USD xx.xx list-price benchmark supports the explicit nominal-price bridge; baggage attribution and unit mix remain modeled.

28. Astrotech Corporation - Form 10-K for the Fiscal Year Ended June 30, 2025

· Evidence informing base-year allocation inputs; displayed values and growth are calculated: Discloses FY2025 product and service revenue, xx.xx deployment locations, and a six-unit USD xx.xx order. These provide a price comparator and supplier-scale check, not baggage-only revenue. ([sec.gov](https://www.sec.gov/Archives/edgar/data/xx.xx/xx.xx/astc20250630_10k.htm))

· Evidence informing forecast-year allocation inputs; displayed values and growth are calculated: Discloses FY2025 product and service revenue, xx.xx deployment locations, and a six-unit USD xx.xx order. These provide a price comparator and supplier-scale check, not baggage-only revenue. ([sec.gov](https://www.sec.gov/Archives/edgar/data/xx.xx/xx.xx/astc20250630_10k.htm))

29. Astrotech Corporation - Form 10-K for the Fiscal Year Ended June 30, 2026

· Evidence informing base-year allocation inputs; displayed values and growth are calculated: Reports eight TRACER units sold in FY2025 versus three in FY2026, identifies grant-related revenue within FY2025 product revenue, and describes a potential subsidiary sale. These constrain MS attribution and forecast optimism. ([sec.gov](https://www.sec.gov/Archives/edgar/data/xx.xx/xx.xx/astc20260630_10k.htm))

· Evidence informing forecast-year allocation inputs; displayed values and growth are calculated: Reports eight TRACER units sold in FY2025 versus three in FY2026, identifies grant-related revenue within FY2025 product revenue, and describes a potential subsidiary sale. These constrain MS attribution and forecast optimism. ([sec.gov](https://www.sec.gov/Archives/edgar/data/xx.xx/xx.xx/astc20260630_10k.htm))

30. Liquid Explosive Detector, Bottle Liquid Scanner, Insight - Agilent

· Evidence informing base-year allocation inputs; displayed values and growth are calculated: Identifies Raman-based airport resolution products and dated September 2025 launch and May 2026 contract announcements. Supports category continuity and adoption premises, not global unit or revenue shares. ([agilent.com](https://www.agilent.com/en/product/molecular-spectroscopy/raman-spectroscopy/raman-aviation-security-systems/insight-series-alarm-resolution-systems))

· Evidence informing forecast-year allocation inputs; displayed values and growth are calculated: Identifies Raman-based airport resolution products and dated September 2025 launch and May 2026 contract announcements. Supports category continuity and adoption premises, not global unit or revenue shares. ([agilent.com](https://www.agilent.com/en/product/molecular-spectroscopy/raman-spectroscopy/raman-aviation-security-systems/insight-series-alarm-resolution-systems))

31. Bottle Liquid Scanner for Sale from China - Securina

· Evidence informing base-year allocation inputs; displayed values and growth are calculated: Positions microwave-based liquid-screening products for airports and customs. Supports commercial classification only; prices, authorization and purchasing weights remain assumptions. ([securinadetection.com](https://www.securinadetection.com/Bottle-Liquid-Scanner-Manufacturer-China.html))

· Evidence informing forecast-year allocation inputs; displayed values and growth are calculated: Positions microwave-based liquid-screening products for airports and customs. Supports commercial classification only; prices, authorization and purchasing weights remain assumptions. ([securinadetection.com](https://www.securinadetection.com/Bottle-Liquid-Scanner-Manufacturer-China.html))

32. Quick, Accurate Threat-Detection Scanner for Liquid, Aerosol, and Gels Eases and Secures Air Travel Worldwide

· Evidence informing base-year allocation inputs; displayed values and growth are calculated: Identifies LS10 as a complete commercial liquid scanner combining RF and ultrasonic capabilities, supporting nonduplicative complete-product attribution. ([battelle.org](https://www.battelle.org/insights/case-studies/case-study-details/quick-accurate-threat-detection-scanner-for-liquid-aerosol-and-gels-eases-and-secures-air-travel-worldwide))

· Evidence informing forecast-year allocation inputs; displayed values and growth are calculated: Identifies LS10 as a complete commercial liquid scanner combining RF and ultrasonic capabilities, supporting nonduplicative complete-product attribution. ([battelle.org](https://www.battelle.org/insights/case-studies/case-study-details/quick-accurate-threat-detection-scanner-for-liquid-aerosol-and-gels-eases-and-secures-air-travel-worldwide))

33. ECAC CEP Public Equipment List - Liquid Explosive Detection Systems, Update 10 July 2025

· Evidence informing base-year allocation inputs; displayed values and growth are calculated: The July xx.xx 2025 list includes One Resonance Sensors MobiLab BLS. This supports retained listed status for a named product, not active supply, paid installed stock or observed receipts. ([ecac-ceac.org](https://www.ecac-ceac.org/images/activities/security/ECAC-CEP-LEDS%20equipment%20public%20list-update%xx.xx-xx.xx-rev1.pdf))

· Evidence informing forecast-year allocation inputs; displayed values and growth are calculated: The July xx.xx 2025 list includes One Resonance Sensors MobiLab BLS. This supports retained listed status for a named product, not active supply, paid installed stock or observed receipts. ([ecac-ceac.org](https://www.ecac-ceac.org/images/activities/security/ECAC-CEP-LEDS%20equipment%20public%20list-update%xx.xx-xx.xx-rev1.pdf))

34. MobiLab BLS Bottled Liquid Scanner Endorsed By European Civil Aviation Conference

· Evidence informing base-year allocation inputs; displayed values and growth are calculated: The company's May xx.xx 2014 announcement identifies MobiLab BLS as an NMR-based airport liquid scanner and states that orders were being accepted. Establishes historical commercial offering, not 2025 deliveries. ([prnewswire.com](https://www.prnewswire.com/news-releases/mobilab-bls-bottled-liquid-scanner-endorsed-by-european-civil-aviation-conference-xx.xx.html))

· Evidence informing forecast-year allocation inputs; displayed values and growth are calculated: The company's May xx.xx 2014 announcement identifies MobiLab BLS as an NMR-based airport liquid scanner and states that orders were being accepted. Establishes historical commercial offering, not 2025 deliveries. ([prnewswire.com](https://www.prnewswire.com/news-releases/mobilab-bls-bottled-liquid-scanner-endorsed-by-european-civil-aviation-conference-xx.xx.html))

35. SafePointe BLS Powered by ORS - Bottled Liquid Explosives Detection Solution

· Evidence informing base-year allocation inputs; displayed values and growth are calculated: The branded supplier brochure documents an ORS-powered bottled-liquid product channel. Its availability does not establish current orders or support continuity; it supports only the legacy-channel modeling premise. ([uploads-ssl.webflow.com](https://uploads-ssl.webflow.com/608330bcae48962bf6d7ff37/6149f80be6c30d34b5e3debe_BLS-Flyer-Compressed.pdf))

· Evidence informing forecast-year allocation inputs; displayed values and growth are calculated: The branded supplier brochure documents an ORS-powered bottled-liquid product channel. Its availability does not establish current orders or support continuity; it supports only the legacy-channel modeling premise. ([uploads-ssl.webflow.com](https://uploads-ssl.webflow.com/608330bcae48962bf6d7ff37/6149f80be6c30d34b5e3debe_BLS-Flyer-Compressed.pdf))

36. Florida Division of Corporations - One Resonance Sensors, LLC, Entity Detail

· Evidence informing base-year allocation inputs; displayed values and growth are calculated: The official registry records One Resonance Sensors, LLC as inactive following administrative dissolution on September xx.xx 2019. This counterevidence constrains continuity assumptions but does not prove zero surviving product support. ([search.sunbiz.org](https://search.sunbiz.org/Inquiry/CorporationSearch/SearchResultDetail?aggregateId=flal-l11000122986-c57f60b3-690d-4c87-836a-9aeb045075e8&directionType=CurrentList&inquirytype=EntityName&listNameOrder=ONERESONANCESENSORS+L110001229860&searchNameOrder=ONERESONANCESENSORS+L110001229860&searchTerm=ONE+RED+AMPERSAND+LLC))

· Evidence informing forecast-year allocation inputs; displayed values and growth are calculated: The official registry records One Resonance Sensors, LLC as inactive following administrative dissolution on September xx.xx 2019. This counterevidence constrains continuity assumptions but does not prove zero surviving product support. ([search.sunbiz.org](https://search.sunbiz.org/Inquiry/CorporationSearch/SearchResultDetail?aggregateId=flal-l11000122986-c57f60b3-690d-4c87-836a-9aeb045075e8&directionType=CurrentList&inquirytype=EntityName&listNameOrder=ONERESONANCESENSORS+L110001229860&searchNameOrder=ONERESONANCESENSORS+L110001229860&searchTerm=ONE+RED+AMPERSAND+LLC))

37. Explosive Detection - Teledyne FLIR Defense

· Evidence informing base-year allocation inputs; displayed values and growth are calculated: Lists offered Fido X-series products and service support, supporting commercial offering continuity only, not airport-specific eligibility or sales weights. ([flir.com](https://www.flir.com/threat-detection/explosives/))

· Evidence informing forecast-year allocation inputs; displayed values and growth are calculated: Lists offered Fido X-series products and service support, supporting commercial offering continuity only, not airport-specific eligibility or sales weights. ([flir.com](https://www.flir.com/threat-detection/explosives/))

38. Scintrex Trace E3500 Explosive Trace Detection Unit - SecurityPro USA

· Evidence informing base-year allocation inputs; displayed values and growth are calculated: The distributor offers E3500 chemiluminescence equipment and identifies customs/border applications. Supports a commercial category lead, not measured airport purchasing or the assumed price. ([securityprousa.com](https://www.securityprousa.com/collections/explosive-detection/products/scintrex-trace-e3500-explosive-trace-detection-unit))

· Evidence informing forecast-year allocation inputs; displayed values and growth are calculated: The distributor offers E3500 chemiluminescence equipment and identifies customs/border applications. Supports a commercial category lead, not measured airport purchasing or the assumed price. ([securityprousa.com](https://www.securityprousa.com/collections/explosive-detection/products/scintrex-trace-e3500-explosive-trace-detection-unit))

39. Portable Explosive Detector - Trace Detector EVD-3000+

- Evidence informing base-year allocation inputs; displayed values and growth are calculated: The distributor offers EVD-xx.xx+ thermo-redox equipment. Supports offered-product classification, not airport authorization, purchasing volume or the modeled realization. ([securityprousa.com](https://www.securityprousa.com/products/scintrex-trace-evd-xx.xx-portable-trace-detection-unit))
- Evidence informing forecast-year allocation inputs; displayed values and growth are calculated: The distributor offers EVD-xx.xx+ thermo-redox equipment. Supports offered-product classification, not airport authorization, purchasing volume or the modeled realization. ([securityprousa.com](https://www.securityprousa.com/products/scintrex-trace-evd-xx.xx-portable-trace-detection-unit))

40. CATSA's Purchase Order Terms and Conditions

- Evidence informing base-year allocation inputs; displayed values and growth are calculated: Contract terms constrain maintenance, parts and consumables escalation, qualifying unrestricted aftermarket pricing assumptions in the projection lifecycle model. ([catsa-acsta.gc.ca](https://www.catsa-acsta.gc.ca/en/publications/catsa-s-purchase-order-terms-and-conditions))
- Evidence informing forecast-year allocation inputs; displayed values and growth are calculated: Contract terms constrain maintenance, parts and consumables escalation, qualifying unrestricted aftermarket pricing assumptions in the projection lifecycle model. ([catsa-acsta.gc.ca](https://www.catsa-acsta.gc.ca/en/publications/catsa-s-purchase-order-terms-and-conditions))
- Evidence informing base-year allocation inputs; displayed values and growth are calculated: Contractual price limits constrain the pricing premise, but do not verify CT-specific global support receipts.
- Evidence informing forecast-year allocation inputs; displayed values and growth are calculated: Contractual price limits constrain the pricing premise, but do not verify CT-specific global support receipts.
- Evidence informing base-year allocation inputs; displayed values and growth are calculated: Maintenance and consumable escalation limits qualify the trace-platform pricing assumption rather than establishing the modeled IMS share.
- Evidence informing forecast-year allocation inputs; displayed values and growth are calculated: Maintenance and consumable escalation limits qualify the trace-platform pricing assumption rather than establishing the modeled IMS share.
- Evidence informing base-year allocation inputs; displayed values and growth are calculated: The pre-existing-software clause grants broad license rights without transferring ownership; proprietary ownership alone therefore cannot establish the Closed revenue numerator. ([catsa-acsta.gc.ca](https://www.catsa-acsta.gc.ca/en/publications/catsa-s-purchase-order-terms-and-conditions))
- Evidence informing forecast-year allocation inputs; displayed values and growth are calculated: The pre-existing-software clause grants broad license rights without transferring ownership; proprietary ownership alone therefore cannot establish the Closed revenue numerator. ([catsa-acsta.gc.ca](https://www.catsa-acsta.gc.ca/en/publications/catsa-s-purchase-order-terms-and-conditions))
- Evidence informing base-year allocation inputs; displayed values and growth are calculated: Software modification rights are not themselves proof of standards-based interfaces or independent component substitution; supports conservative classification. ([catsa-acsta.gc.ca](https://www.catsa-acsta.gc.ca/en/publications/catsa-s-purchase-order-terms-and-conditions))
- Evidence informing forecast-year allocation inputs; displayed values and growth are calculated: Software modification rights are not themselves proof of standards-based interfaces or independent component substitution; supports conservative classification. ([catsa-acsta.gc.ca](https://www.catsa-acsta.gc.ca/en/publications/catsa-s-purchase-order-terms-and-conditions))

41. Liquids Scanner for Airport Security - UC Davis
    - Evidence informing base-year allocation inputs; displayed values and growth are calculated: The February xx.xx 2011 account establishes a development contract and licensing relationship. Its development allocation is excluded from 2025 receipts and does not establish a surviving commercial cohort. ([ucdavis.edu](https://www.ucdavis.edu/news/liquids-scanner-airport-security))
    - Evidence informing forecast-year allocation inputs; displayed values and growth are calculated: The February xx.xx 2011 account establishes a development contract and licensing relationship. Its development allocation is excluded from 2025 receipts and does not establish a surviving commercial cohort. ([ucdavis.edu](https://www.ucdavis.edu/news/liquids-scanner-airport-security))
42. Open Architecture for Airport Security Systems, Second Edition
    - Evidence informing base-year allocation inputs; displayed values and growth are calculated: Distinguishes proprietary integration from interoperable connections, supporting the category boundary rather than an observed revenue share. ([aci-europe.org](https://aci-europe.org/downloads/resources/Open%20Architecture%20for%20Airport%20Security%20Systems%202nd%20Edition.pdf))
    - Evidence informing forecast-year allocation inputs; displayed values and growth are calculated: Distinguishes proprietary integration from interoperable connections, supporting the category boundary rather than an observed revenue share. ([aci-europe.org](https://aci-europe.org/downloads/resources/Open%20Architecture%20for%20Airport%20Security%20Systems%202nd%20Edition.pdf))
    - Evidence informing base-year allocation inputs; displayed values and growth are calculated: Integration does not guarantee interoperability; this constrains attribution of vendor-mediated configurations. ([aci-europe.org](https://aci-europe.org/downloads/resources/Open%20Architecture%20for%20Airport%20Security%20Systems%202nd%20Edition.pdf))
    - Evidence informing forecast-year allocation inputs; displayed values and growth are calculated: Integration does not guarantee interoperability; this constrains attribution of vendor-mediated configurations. ([aci-europe.org](https://aci-europe.org/downloads/resources/Open%20Architecture%20for%20Airport%20Security%20Systems%202nd%20Edition.pdf))
    - Evidence informing base-year allocation inputs; displayed values and growth are calculated: Allows identified partial compliance and discusses accountable integration responsibilities; supports scoped open attribution, not whole-purchase reclassification. ([aci-europe.org](https://aci-europe.org/downloads/resources/Open%20Architecture%20for%20Airport%20Security%20Systems%202nd%20Edition.pdf))
    - Evidence informing forecast-year allocation inputs; displayed values and growth are calculated: Allows identified partial compliance and discusses accountable integration responsibilities; supports scoped open attribution, not whole-purchase reclassification. ([aci-europe.org](https://aci-europe.org/downloads/resources/Open%20Architecture%20for%20Airport%20Security%20Systems%202nd%20Edition.pdf))

43. CATSA 2025 Annual Report - Overview of Activities

- Evidence informing base-year allocation inputs; displayed values and growth are calculated: Reports xx.xx CATSA Plus lines across xx.xx airports serving more than xx.xx% of passengers in 2024/xx.xx; provides an independent integration-activity check, not a direct value allocation. ([catsa-acsta.gc.ca](https://www.catsa-acsta.gc.ca/en/publications/2025-annual-report/overview-activities))
- Evidence informing forecast-year allocation inputs; displayed values and growth are calculated: Reports xx.xx CATSA Plus lines across xx.xx airports serving more than xx.xx% of passengers in 2024/xx.xx; provides an independent integration-activity check, not a direct value allocation. ([catsa-acsta.gc.ca](https://www.catsa-acsta.gc.ca/en/publications/2025-annual-report/overview-activities))
- Evidence informing base-year allocation inputs; displayed values and growth are calculated: The reported modernized passenger coverage constrains an assumption of universally standalone activity, while leaving commercial architecture and revenue attribution unresolved. ([catsa-acsta.gc.ca](https://www.catsa-acsta.gc.ca/en/publications/2025-annual-report/overview-activities))
- Evidence informing forecast-year allocation inputs; displayed values and growth are calculated: The reported modernized passenger coverage constrains an assumption of universally standalone activity, while leaving commercial architecture and revenue attribution unresolved. ([catsa-acsta.gc.ca](https://www.catsa-acsta.gc.ca/en/publications/2025-annual-report/overview-activities))
- Evidence informing forecast-year allocation inputs; displayed values and growth are calculated: The annual report identifies enhanced non-passenger requirements and implementation planned from spring 2025. This supports a conditional modernization premise, not the modeled global uptake factor.
- Evidence informing base-year allocation inputs; displayed values and growth are calculated: Reports xx.xx CATSA Plus lines and more than xx.xx% passenger coverage in 2024/xx.xx; provides a Canadian adoption comparator, not a global local-review revenue weight. ([catsa-acsta.gc.ca](https://www.catsa-acsta.gc.ca/en/publications/2025-annual-report/overview-activities))
- Evidence informing forecast-year allocation inputs; displayed values and growth are calculated: Reports xx.xx CATSA Plus lines and more than xx.xx% passenger coverage in 2024/xx.xx; provides a Canadian adoption comparator, not a global local-review revenue weight. ([catsa-acsta.gc.ca](https://www.catsa-acsta.gc.ca/en/publications/2025-annual-report/overview-activities))
- Evidence informing base-year allocation inputs; displayed values and growth are calculated: Identifies remote screening within CATSA Plus and quantifies deployment; constrains the commercial-adoption premise but does not establish each review room's location. ([catsa-acsta.gc.ca](https://www.catsa-acsta.gc.ca/en/publications/2025-annual-report/overview-activities))
- Evidence informing forecast-year allocation inputs; displayed values and growth are calculated: Identifies remote screening within CATSA Plus and quantifies deployment; constrains the commercial-adoption premise but does not establish each review room's location. ([catsa-acsta.gc.ca](https://www.catsa-acsta.gc.ca/en/publications/2025-annual-report/overview-activities))
- Evidence informing base-year allocation inputs; displayed values and growth are calculated: Deployment coverage constrains the addressable network-enabled pool; it does not disclose hybrid contracts or justify the modeled hybrid percentage. ([catsa-acsta.gc.ca](https://www.catsa-acsta.gc.ca/en/publications/2025-annual-report/overview-activities))
- Evidence informing forecast-year allocation inputs; displayed values and growth are calculated: Deployment coverage constrains the addressable network-enabled pool; it does not disclose hybrid contracts or justify the modeled hybrid percentage. ([catsa-acsta.gc.ca](https://www.catsa-acsta.gc.ca/en/publications/2025-annual-report/overview-activities))

44. CATSA - Beyond the Checkpoint, December 2025

- Evidence informing base-year allocation inputs; displayed values and growth are calculated: Reports xx.xx operational CT machines at eight airports and a modular-line average of xx.xx passengers per hour versus xx.xx for traditional multi-split lines; supports the bounded throughput-to-unit bridge and phased-deployment premise. ([catsa-acsta.gc.ca](https://www.catsa-acsta.gc.ca/en/about-us/beyond-checkpoint-2025-december))
- Evidence informing forecast-year allocation inputs; displayed values and growth are calculated: Reports xx.xx operational CT machines at eight airports and a modular-line average of xx.xx passengers per hour versus xx.xx for traditional multi-split lines; supports the bounded throughput-to-unit bridge and phased-deployment premise. ([catsa-acsta.gc.ca](https://www.catsa-acsta.gc.ca/en/about-us/beyond-checkpoint-2025-december))

45. Smiths Detection Delivers Fully Automated International Remote Baggage Screening System Between South Korea and the United States

- Evidence informing base-year allocation inputs; displayed values and growth are calculated: The January xx.xx 2026 disclosure identifies xx.xx software licenses and DICOS V3.xx.xx exchange, and dates operational service to August 2025. Supports commercial standards-based activity and forecast feasibility, not an observed global share or a confirmed 2025 license inventory. ([smithsdetection.com](https://www.smithsdetection.com/press-releases/smiths-detection-delivers-fully-automated-international-remote-baggage-screening-system-between-south-korea-and-the-united-states/))
- Evidence informing forecast-year allocation inputs; displayed values and growth are calculated: The January xx.xx 2026 disclosure identifies xx.xx software licenses and DICOS V3.xx.xx exchange, and dates operational service to August 2025. Supports commercial standards-based activity and forecast feasibility, not an observed global share or a confirmed 2025 license inventory. ([smithsdetection.com](https://www.smithsdetection.com/press-releases/smiths-detection-delivers-fully-automated-international-remote-baggage-screening-system-between-south-korea-and-the-united-states/))

46. SeeTrue Marks Milestone with Over 100 X-ray Checkpoint Installations of Advanced AI-Based Threat Detection Software

- Evidence informing base-year allocation inputs; displayed values and growth are calculated: The December xx.xx 2024 announcement reports the 100th operational screening lane across airports and other sectors. Provides a limited commercial-adoption scale check; it is neither airport-only nor a census of standards-based entitlements. ([seetrue.ai](https://www.seetrue.ai/seetrue-marks-milestone-with-over-xx.xx-x-ray-checkpoint-installations-of-advanced-ai-based-threat-detection-software/))
- Evidence informing forecast-year allocation inputs; displayed values and growth are calculated: The December xx.xx 2024 announcement reports the 100th operational screening lane across airports and other sectors. Provides a limited commercial-adoption scale check; it is neither airport-only nor a census of standards-based entitlements. ([seetrue.ai](https://www.seetrue.ai/seetrue-marks-milestone-with-over-xx.xx-x-ray-checkpoint-installations-of-advanced-ai-based-threat-detection-software/))

47. Scarabee's Checkpoint Property Screening System to be deployed at DEN

- Evidence informing base-year allocation inputs; displayed values and growth are calculated: Describes a xx.xx-lane Denver award combining Scarabee lanes with Smiths scanners. Corroborates a commercial mixed-supplier integration route; an award is not realized annual revenue or proof of unrestricted interoperability. ([daifukuatec.com](https://daifukuatec.com/news/scarabees-checkpoint-property-screening-system-to-be-deployed-at-den))
- Evidence informing forecast-year allocation inputs; displayed values and growth are calculated: Describes a xx.xx-lane Denver award combining Scarabee lanes with Smiths scanners. Corroborates a commercial mixed-supplier integration route; an award is not realized annual revenue or proof of unrestricted interoperability. ([daifukuatec.com](https://daifukuatec.com/news/scarabees-checkpoint-property-screening-system-to-be-deployed-at-den))

48. CATSA Annual Report 2024 - Management's Discussion and Analysis

- Evidence informing base-year allocation inputs; displayed values and growth are calculated: FY2023/xx.xx pre-board capital appropriations used of C$xx.xx provide the second period in the non-passenger-to-cabin purchasing comparison.
- Evidence informing base-year allocation inputs; displayed values and growth are calculated: FY2023/xx.xx non-passenger capital appropriations used of C$xx.xx enter the two-period activity proxy; they do not identify the property-only fraction.
- Evidence informing forecast-year allocation inputs; displayed values and growth are calculated: FY2023/xx.xx non-passenger capital appropriations used of C$xx.xx enter the two-period activity proxy; they do not identify the property-only fraction.

49. Smiths Detection confirm order of 91 advanced scanners for new terminals at Moscow Sheremetyevo International Airport
    - Evidence informing base-year allocation inputs; displayed values and growth are calculated: The dated airport deployment includes xx.xx entrance baggage systems and xx.xx cabin-checkpoint systems. Their ratio supplies a historical relative-density proxy, subsequently discounted for assumed global coverage.
    - Evidence informing forecast-year allocation inputs; displayed values and growth are calculated: The dated airport deployment includes xx.xx entrance baggage systems and xx.xx cabin-checkpoint systems. Their ratio supplies a historical relative-density proxy, subsequently discounted for assumed global coverage.
50. Cochin International Airport Selects Smiths Detection's CTX 9800 for Next-Generation Hold Baggage Screening
    - Evidence informing base-year allocation inputs; displayed values and growth are calculated: The May 2017 deployment identifies xx.xx customs baggage systems alongside four hold-baggage systems. This supports the customs-intensive historical configuration proxy, not current global fleet or revenue observations.
    - Evidence informing forecast-year allocation inputs; displayed values and growth are calculated: The May 2017 deployment identifies xx.xx customs baggage systems alongside four hold-baggage systems. This supports the customs-intensive historical configuration proxy, not current global fleet or revenue observations.
51. CATSA Functions, Programs and Activities
    - Evidence informing base-year allocation inputs; displayed values and growth are calculated: Hold-baggage activities include equipment purchase, baggage-handling integration and equipment maintenance, supporting the checked-baggage capital and lifecycle boundary.
    - Evidence informing forecast-year allocation inputs; displayed values and growth are calculated: Hold-baggage activities include equipment purchase, baggage-handling integration and equipment maintenance, supporting the checked-baggage capital and lifecycle boundary.
    - Evidence informing base-year allocation inputs; displayed values and growth are calculated: Non-passenger screening covers airport workers and their belongings; only attributable property-screening offerings enter this allocation.
    - Evidence informing forecast-year allocation inputs; displayed values and growth are calculated: Non-passenger screening covers airport workers and their belongings; only attributable property-screening offerings enter this allocation.
52. Fraport TAV Antalya Airport - About the security control itself
    - Evidence informing base-year allocation inputs; displayed values and growth are calculated: The airport operator distinguishes terminal-entry security from a subsequent checkpoint. This supports a separate entrance-screening mission while providing no global prevalence or spending share.
    - Evidence informing forecast-year allocation inputs; displayed values and growth are calculated: The airport operator distinguishes terminal-entry security from a subsequent checkpoint. This supports a separate entrance-screening mission while providing no global prevalence or spending share.
53. EMSD VoiceLink, Issue 79, June 2026 - EMSD Provides Comprehensive Support for Terminal 2 Commissioning
    - Evidence informing forecast-year allocation inputs; displayed values and growth are calculated: The June 2026 account identifies baggage-and-parcel equipment procurement and installation for the customs authority at Terminal xx.xx. It supports a separate commissioning mission but does not isolate baggage expenditure.
54. GAO-26-107811 - Guam: Considerations for Evaluating Alternative Customs Models and Potential Economic Effects
    - Evidence informing base-year allocation inputs; displayed values and growth are calculated: The audit identifies two historical airport-customs baggage systems inactive for years and delayed replacement procurement. This challenges conversion of installed stock or acknowledged need directly into annual equipment and support revenue.
    - Evidence informing forecast-year allocation inputs; displayed values and growth are calculated: The audit identifies two historical airport-customs baggage systems inactive for years and delayed replacement procurement. This challenges conversion of installed stock or acknowledged need directly into annual equipment and support revenue.

55. Bennet, Moran, Van Hollen, Boozman Introduce Bill to Bolster Aviation Safety
    - Evidence informing base-year allocation inputs; displayed values and growth are calculated: The July xx.xx 2025 official release identifies xx.xx U.S. screening lanes, used as agency purchasing-exposure calibration rather than observed annual equipment sales.
    - Evidence informing forecast-year allocation inputs; displayed values and growth are calculated: The July xx.xx 2025 official release identifies xx.xx U.S. screening lanes, used as agency purchasing-exposure calibration rather than observed annual equipment sales.
56. Bank of Canada - Annual exchange rates
    - Evidence informing base-year allocation inputs; displayed values and growth are calculated: Annual exchange-rate observations support the inherited fiscal-period approximation of xx.xx Canadian dollars per U.S. dollar; this is not a transaction-weighted exchange rate.
    - Evidence informing forecast-year allocation inputs; displayed values and growth are calculated: Annual exchange-rate observations support the inherited fiscal-period approximation of xx.xx Canadian dollars per U.S. dollar; this is not a transaction-weighted exchange rate.
57. Japan’s leading airline revolutionizes check in experience with new Smiths Detection technology
    - Evidence informing base-year allocation inputs; displayed values and growth are calculated: The August 2023 announcement identifies JAL as customer for five screening ecosystems and reports xx.xx deployed iLane units across Japan. These are historical commercial-stock anchors, not an airline-only fleet or 2025 sales observation.
    - Evidence informing forecast-year allocation inputs; displayed values and growth are calculated: The August 2023 announcement identifies JAL as customer for five screening ecosystems and reports xx.xx deployed iLane units across Japan. These are historical commercial-stock anchors, not an airline-only fleet or 2025 sales observation.
58. Narita International Airport anticipates threats with integrated solutions
    - Evidence informing base-year allocation inputs; displayed values and growth are calculated: Identifies Narita airport as a screening-technology customer and describes xx.xx lane-related installations, qualifying any assumption that the supplier's Japanese installed stock was purchased entirely by airlines.
    - Evidence informing forecast-year allocation inputs; displayed values and growth are calculated: Identifies Narita airport as a screening-technology customer and describes xx.xx lane-related installations, qualifying any assumption that the supplier's Japanese installed stock was purchased entirely by airlines.
59. MLIT - 保安検査の実施主体が変わります！ - June 27, 2025
    - Evidence informing forecast-year allocation inputs; displayed values and growth are calculated: The June xx.xx 2025 announcement targets transfer of security-screening responsibility from airlines to airport managers, with leading cases targeted in FY2026. Supports a conditional reduction in airline purchasing, not an observed contract-transfer percentage.
    - Evidence informing forecast-year allocation inputs; displayed values and growth are calculated: The transfer direction supports modeled airport-manager purchasing gains. Continued shared financing does not imply equal purchasing shares.
60. ICTS International N.V. - Annual Report for the year ended December 31, 2025
    - Evidence informing base-year allocation inputs; displayed values and growth are calculated: Discloses USD xx.xx company-wide property/equipment purchases and USD xx.xx airport-security revenue in 2025. Supports an asset-light purchasing-intensity proxy; the in-scope fraction and global expansion remain assumptions.
    - Evidence informing forecast-year allocation inputs; displayed values and growth are calculated: Discloses USD xx.xx company-wide property/equipment purchases and USD xx.xx airport-security revenue in 2025. Supports an asset-light purchasing-intensity proxy; the in-scope fraction and global expansion remain assumptions.

61. EU Publications Office - Purchase and maintenance of non-intrusive X-ray inspection equipment for baggage and air cargo volume control
    - Evidence informing base-year allocation inputs; displayed values and growth are calculated: Identifies Autoridade Tributária e Aduaneira as buyer and reports a 2026 award of EUR xx.xx across four lots for baggage/air-cargo inspection equipment and maintenance. Provides a buyer-role and commercial-scale comparator, not 2025 baggage-only annual expenditure.
    - Evidence informing forecast-year allocation inputs; displayed values and growth are calculated: Identifies Autoridade Tributária e Aduaneira as buyer and reports a 2026 award of EUR xx.xx across four lots for baggage/air-cargo inspection equipment and maintenance. Provides a buyer-role and commercial-scale comparator, not 2025 baggage-only annual expenditure.
62. ACI World - Busiest Airports in the World
    - Evidence informing base-year allocation inputs; displayed values and growth are calculated: Reports approximately xx.xx international airport passenger movements in 2025. Half provides an approximate arrival-movement scale check before transfer exclusions, not a customs examination or equipment-purchasing weight.
    - Evidence informing forecast-year allocation inputs; displayed values and growth are calculated: Reports approximately xx.xx international airport passenger movements in 2025. Half provides an approximate arrival-movement scale check before transfer exclusions, not a customs examination or equipment-purchasing weight.
63. Heathrow announces £2.3bn accelerated investment plan to upgrade the UK's international gateway to growth
    - Evidence informing base-year allocation inputs; displayed values and growth are calculated: Reports GBP xx.xx invested in security-lane upgrades during 2024, supporting material airport-directed purchasing. Broader infrastructure obligations and historical timing prevent treating the amount as 2025 in-scope market receipts.
    - Evidence informing forecast-year allocation inputs; displayed values and growth are calculated: Reports GBP xx.xx invested in security-lane upgrades during 2024, supporting material airport-directed purchasing. Broader infrastructure obligations and historical timing prevent treating the amount as 2025 in-scope market receipts.
64. Fraport Assumes Responsibility for Aviation Security Checks at Frankfurt Airport
    - Evidence informing base-year allocation inputs; displayed values and growth are calculated: Documents Fraport's checkpoint-management responsibility from January 2023, six initial CT-equipped lanes and three contracted screening providers. Supports distinguishing an airport commissioning role from regulator oversight and contracted screening labor.
    - Evidence informing forecast-year allocation inputs; displayed values and growth are calculated: Documents Fraport's checkpoint-management responsibility from January 2023, six initial CT-equipped lanes and three contracted screening providers. Supports distinguishing an airport commissioning role from regulator oversight and contracted screening labor.
65. Advanced Cabin Baggage Screening - Computed Tomography Implementation Guide
    - Evidence informing base-year allocation inputs; displayed values and growth are calculated: Distinguishes standalone CT, including equipment-local conveyance, from integrated screening-lane configurations; supports attribution boundaries, not a revenue weight.
    - Evidence informing forecast-year allocation inputs; displayed values and growth are calculated: Distinguishes standalone CT, including equipment-local conveyance, from integrated screening-lane configurations; supports attribution boundaries, not a revenue weight.
    - Evidence informing base-year allocation inputs; displayed values and growth are calculated: Identifies automated tray-return and automated screening-lane integration as commercially distinct configurations; supports the lane-integrated category definition.
    - Evidence informing forecast-year allocation inputs; displayed values and growth are calculated: Identifies automated tray-return and automated screening-lane integration as commercially distinct configurations; supports the lane-integrated category definition.

66. GAO-12-266 - Checked Baggage Screening: TSA Has Deployed Optimal Systems at the Majority of TSA-Regulated Airports, but Could Strengthen Cost Estimates

- Evidence informing base-year allocation inputs; displayed values and growth are calculated: The December 2011 table reports xx.xx standalone EDS alongside xx.xx in-line EDS; this historical machine-count comparator constrains, but does not determine, the current global allocation.
- Evidence informing forecast-year allocation inputs; displayed values and growth are calculated: The December 2011 table reports xx.xx standalone EDS alongside xx.xx in-line EDS; this historical machine-count comparator constrains, but does not determine, the current global allocation.
- Evidence informing base-year allocation inputs; displayed values and growth are calculated: Reports xx.xx in-line EDS across xx.xx in-line systems and distinguishes equipment counts from integrated-system counts; supports the historical configuration bridge.
- Evidence informing forecast-year allocation inputs; displayed values and growth are calculated: Reports xx.xx in-line EDS across xx.xx in-line systems and distinguishes equipment counts from integrated-system counts; supports the historical configuration bridge.

67. Smiths Detection selected as security technology provider to International Airport Heraklion Crete

- Evidence informing base-year allocation inputs; displayed values and growth are calculated: The September xx.xx 2025 announcement identifies eight cabin CT scanners and eight automated tray-return systems for Heraklion, with installation planned across late 2025 and mid-2026; supports ongoing integrated procurement, not realized annual revenue.
- Evidence informing forecast-year allocation inputs; displayed values and growth are calculated: The September xx.xx 2025 announcement identifies eight cabin CT scanners and eight automated tray-return systems for Heraklion, with installation planned across late 2025 and mid-2026; supports ongoing integrated procurement, not realized annual revenue.

68. Centralised Image Processing: The Impact on Security Checkpoints

- Evidence informing base-year allocation inputs; displayed values and growth are calculated: Distinguishes checkpoint-local image review from separate-room arrangements; supports retaining networked local activity rather than automatically assigning it to remote review. ([casra.ch](https://casra.ch/wp-content/uploads/2021/xx.xx/Kuhn-2017.-Centralised-image-processing.pdf))
- Evidence informing forecast-year allocation inputs; displayed values and growth are calculated: Distinguishes checkpoint-local image review from separate-room arrangements; supports retaining networked local activity rather than automatically assigning it to remote review. ([casra.ch](https://casra.ch/wp-content/uploads/2021/xx.xx/Kuhn-2017.-Centralised-image-processing.pdf))
- Evidence informing base-year allocation inputs; displayed values and growth are calculated: Describes separate screening rooms and established remote hold-baggage review at larger airports; supports the cohort-maturity premise, not a numerical global share. ([casra.ch](https://casra.ch/wp-content/uploads/2021/xx.xx/Kuhn-2017.-Centralised-image-processing.pdf))
- Evidence informing forecast-year allocation inputs; displayed values and growth are calculated: Describes separate screening rooms and established remote hold-baggage review at larger airports; supports the cohort-maturity premise, not a numerical global share. ([casra.ch](https://casra.ch/wp-content/uploads/2021/xx.xx/Kuhn-2017.-Centralised-image-processing.pdf))
- Evidence informing base-year allocation inputs; displayed values and growth are calculated: Describes combined checkpoint and remote-room arrangements, establishing a mixed-location commercial configuration without measuring its prevalence or price. ([casra.ch](https://casra.ch/wp-content/uploads/2021/xx.xx/Kuhn-2017.-Centralised-image-processing.pdf))
- Evidence informing forecast-year allocation inputs; displayed values and growth are calculated: Describes combined checkpoint and remote-room arrangements, establishing a mixed-location commercial configuration without measuring its prevalence or price. ([casra.ch](https://casra.ch/wp-content/uploads/2021/xx.xx/Kuhn-2017.-Centralised-image-processing.pdf))

69. Annual Report 2024 - CATSA's Operating Environment

- Evidence informing base-year allocation inputs; displayed values and growth are calculated: Reports xx.xx CATSA Plus lines and more than xx.xx% passenger coverage in 2023/xx.xx providing the historical comparison rather than a global location allocation. ([catsa-acsta.gc.ca](https://www.catsa-acsta.gc.ca/en/publications/catsa-s-operating-environment))
- Evidence informing forecast-year allocation inputs; displayed values and growth are calculated: Reports xx.xx CATSA Plus lines and more than xx.xx% passenger coverage in 2023/xx.xx providing the historical comparison rather than a global location allocation. ([catsa-acsta.gc.ca](https://www.catsa-acsta.gc.ca/en/publications/catsa-s-operating-environment))
- Evidence informing base-year allocation inputs; displayed values and growth are calculated: Together with the subsequent annual report, supports a seven-line deployment increase without a corresponding increase in reported passenger coverage. ([catsa-acsta.gc.ca](https://www.catsa-acsta.gc.ca/en/publications/catsa-s-operating-environment))
- Evidence informing forecast-year allocation inputs; displayed values and growth are calculated: Together with the subsequent annual report, supports a seven-line deployment increase without a corresponding increase in reported passenger coverage. ([catsa-acsta.gc.ca](https://www.catsa-acsta.gc.ca/en/publications/catsa-s-operating-environment))
- Evidence informing base-year allocation inputs; displayed values and growth are calculated: Provides a historical network-enabled deployment anchor, while leaving the physical mixed-location contract share unmeasured. ([catsa-acsta.gc.ca](https://www.catsa-acsta.gc.ca/en/publications/catsa-s-operating-environment))
- Evidence informing forecast-year allocation inputs; displayed values and growth are calculated: Provides a historical network-enabled deployment anchor, while leaving the physical mixed-location contract share unmeasured. ([catsa-acsta.gc.ca](https://www.catsa-acsta.gc.ca/en/publications/catsa-s-operating-environment))

70. L22020-T-TG Upgrades to the Passenger Search Area, body scanners, EDS C3 cabin baggage screening - Contract Award Notice

- Evidence informing base-year allocation inputs; displayed values and growth are calculated: The January xx.xx 2023 Luton award expressly includes construction of a remote screening room at the airport terminal, supporting separate-room commercial procurement. Its broader scope is not treated as baggage-only annual revenue. ([find-tender.service.gov.uk](https://www.find-tender.service.gov.uk/Notice/xx.xx-2023))
- Evidence informing forecast-year allocation inputs; displayed values and growth are calculated: The January xx.xx 2023 Luton award expressly includes construction of a remote screening room at the airport terminal, supporting separate-room commercial procurement. Its broader scope is not treated as baggage-only annual revenue. ([find-tender.service.gov.uk](https://www.find-tender.service.gov.uk/Notice/xx.xx-2023))

71. Greater Orlando Aviation Authority - Minutes of the February 19, 2025 Meeting

- Evidence informing base-year allocation inputs; displayed values and growth are calculated: Authorizes up to USD xx.xx for baggage-system and Remote Screening Facility network/server separation. Half this ceiling is an explicitly assumed deployment-cost comparator, not observed off-site receipts. ([assets.ctfassets.net](https://assets.ctfassets.net/qiecpoxp4bka/6BCjKImOwJmeZxqtGVdpYR/1e2d759a2c44b5b6d71193cb9927ec75/2025-xx.xx-19_Board_Minutes.pdf))
- Evidence informing forecast-year allocation inputs; displayed values and growth are calculated: Authorizes up to USD xx.xx for baggage-system and Remote Screening Facility network/server separation. Half this ceiling is an explicitly assumed deployment-cost comparator, not observed off-site receipts. ([assets.ctfassets.net](https://assets.ctfassets.net/qiecpoxp4bka/6BCjKImOwJmeZxqtGVdpYR/1e2d759a2c44b5b6d71193cb9927ec75/2025-xx.xx-19_Board_Minutes.pdf))
- Evidence informing base-year allocation inputs; displayed values and growth are calculated: Provides the commercial networking-cost anchor for the modeled transfer from existing on-site pools, avoiding additional market value or duplicate host-equipment attribution. ([assets.ctfassets.net](https://assets.ctfassets.net/qiecpoxp4bka/6BCjKImOwJmeZxqtGVdpYR/1e2d759a2c44b5b6d71193cb9927ec75/2025-xx.xx-19_Board_Minutes.pdf))
- Evidence informing forecast-year allocation inputs; displayed values and growth are calculated: Provides the commercial networking-cost anchor for the modeled transfer from existing on-site pools, avoiding additional market value or duplicate host-equipment attribution. ([assets.ctfassets.net](https://assets.ctfassets.net/qiecpoxp4bka/6BCjKImOwJmeZxqtGVdpYR/1e2d759a2c44b5b6d71193cb9927ec75/2025-xx.xx-19_Board_Minutes.pdf))

72. American and U.S. Customs and Border Protection pilot innovative baggage screening initiative

- Evidence informing base-year allocation inputs; displayed values and growth are calculated: American's April xx.xx 2025 announcement identifies a daily Sydney-Los Angeles IRBS pilot and unchanged screening requirements. It anchors one sampled connection and an assumed partial-year licensing period, not disclosed revenue. ([s202.q4cdn.com](https://s202.q4cdn.com/xx.xx/files/doc_news/American-and-US-Customs-and-Border-Protection-pilot-innovative-baggage-screening-initiative-OPS-OTH-xx.xx-2025.pdf))
- Evidence informing forecast-year allocation inputs; displayed values and growth are calculated: American's April xx.xx 2025 announcement identifies a daily Sydney-Los Angeles IRBS pilot and unchanged screening requirements. It anchors one sampled connection and an assumed partial-year licensing period, not disclosed revenue. ([s202.q4cdn.com](https://s202.q4cdn.com/xx.xx/files/doc_news/American-and-US-Customs-and-Border-Protection-pilot-innovative-baggage-screening-initiative-OPS-OTH-xx.xx-2025.pdf))

73. 델타항공-대한항공, 인천발 애틀랜타 노선 대상 위탁수하물 원격 검색 방식 신규 도입

- Evidence informing base-year allocation inputs; displayed values and growth are calculated: The August xx.xx 2025 announcement identifies the Incheon-Atlanta IRBS arrangement, anchoring a second sampled connection and a partial-year commercial-activity assumption without establishing contract value. ([news.delta.com](https://news.delta.com/delta-and-koreanair-launch-remote-baggage-screening-on-icn-atl-KR))
- Evidence informing forecast-year allocation inputs; displayed values and growth are calculated: The August xx.xx 2025 announcement identifies the Incheon-Atlanta IRBS arrangement, anchoring a second sampled connection and a partial-year commercial-activity assumption without establishing contract value. ([news.delta.com](https://news.delta.com/delta-and-koreanair-launch-remote-baggage-screening-on-icn-atl-KR))

74. United Launches CBP's International Remote Baggage Screening on Select International Flights

· Evidence informing base-year allocation inputs; displayed values and growth are calculated: United's September xx.xx 2025 announcement identifies daily Sydney-San Francisco service and named technology partners, anchoring a third sampled connection. It reports no attributable software or integration receipts. ([united.mediaroom.com](https://united.mediaroom.com/2025-xx.xx-xx.xx-United-Launches-CBPs-International-Remote-Baggage-Screening-on-Select-International-Flights))

· Evidence informing forecast-year allocation inputs; displayed values and growth are calculated: United's September xx.xx 2025 announcement identifies daily Sydney-San Francisco service and named technology partners, anchoring a third sampled connection. It reports no attributable software or integration receipts. ([united.mediaroom.com](https://united.mediaroom.com/2025-xx.xx-xx.xx-United-Launches-CBPs-International-Remote-Baggage-Screening-on-Select-International-Flights))

75. Airline Passengers Face Fewer Bag Checkpoints, Thanks to PNNL, Partners

· Evidence informing forecast-year allocation inputs; displayed values and growth are calculated: The August xx.xx 2026 laboratory release describes implementation on additional routes, including Seoul arrivals at Minneapolis-St. Paul and Detroit. This supports expansion direction, not the forecast connection count, realization or global share. ([pnnl.gov](https://www.pnnl.gov/news-media/airline-passengers-face-fewer-bag-checkpoints-thanks-pnnl-partners))

76. TSA awards $781.2 million to procure additional CT X-Ray scanners for airport checkpoints

· Evidence informing base-year allocation inputs; displayed values and growth are calculated: The March xx.xx 2022 announcement identifies up to USD xx.xx for procurement and maintenance of up to xx.xx systems from an OEM. This is a historical procurement-scale anchor, not annual 2025 direct-channel revenue. ([content.govdelivery.com](https://content.govdelivery.com/accounts/USDHSTSA/bulletins/30f6e5f))

· Evidence informing base-year allocation inputs; displayed values and growth are calculated: The award includes full-size automated lanes, cautioning against assigning all automation value to non-OEM integration primes; exact contractual-role attribution is not disclosed. ([content.govdelivery.com](https://content.govdelivery.com/accounts/USDHSTSA/bulletins/30f6e5f))

77. OSI Systems, Inc. - Form 10-K for the fiscal year ended June 30, 2026

· Evidence informing base-year allocation inputs; displayed values and growth are calculated: The filing describes regional direct security-product sales and direct maintenance relationships. Its broader security scope supports route coexistence, not baggage-only sales weights. ([sec.gov](https://www.sec.gov/Archives/edgar/data/xx.xx/xx.xx/osis-20260630x10k.htm))

· Evidence informing forecast-year allocation inputs; displayed values and growth are calculated: The filing describes regional direct security-product sales and direct maintenance relationships. Its broader security scope supports route coexistence, not baggage-only sales weights. ([sec.gov](https://www.sec.gov/Archives/edgar/data/xx.xx/xx.xx/osis-20260630x10k.htm))

· Evidence informing base-year allocation inputs; displayed values and growth are calculated: The company identifies a global independent-distributor network, supporting a continuing indirect route without quantifying its value share. ([sec.gov](https://www.sec.gov/Archives/edgar/data/xx.xx/xx.xx/osis-20260630x10k.htm))

· Evidence informing forecast-year allocation inputs; displayed values and growth are calculated: The company identifies a global independent-distributor network, supporting a continuing indirect route without quantifying its value share. ([sec.gov](https://www.sec.gov/Archives/edgar/data/xx.xx/xx.xx/osis-20260630x10k.htm))

· Evidence informing base-year allocation inputs; displayed values and growth are calculated: Authorized service providers are identified separately from distributors, supporting distinct technical-service attribution and access limitations. ([sec.gov](https://www.sec.gov/Archives/edgar/data/xx.xx/xx.xx/osis-20260630x10k.htm))

· Evidence informing forecast-year allocation inputs; displayed values and growth are calculated: Authorized service providers are identified separately from distributors, supporting distinct technical-service attribution and access limitations. ([sec.gov](https://www.sec.gov/Archives/edgar/data/xx.xx/xx.xx/osis-20260630x10k.htm))

78. SriLankan Airlines - Invitation for Supply, Installation, Commissioning and Maintenance of Dual View Heavy and Medium X-Ray Machines, Reference 202130407

· Evidence informing base-year allocation inputs; displayed values and growth are calculated: The 2021 purchaser invitation permits an OEM or authorized OEM agent and requires authorization for the latter. It establishes equipment-channel eligibility, not an award or software-resale right. ([srilankan.com](https://www.srilankan.com/download/tender/TN-Invitationforsubmiss-xx.xx.pdf))

79. JFK Millennium Partners Selects K2 to Deliver State-of-the-Art Security Screening Checkpoint at new JFK Terminal 6

· Evidence informing base-year allocation inputs; displayed values and growth are calculated: The March xx.xx 2025 appointment assigns procurement and deployment coordination across multiple technology suppliers at a future ten-gate terminal. It supports integration-prime participation and a forecast mechanism, not a disclosed share or completed 2025 revenue. ([portauthoritybuilds.com](https://www.portauthoritybuilds.com/redevelopment/us/en/jfk/planned-projects/terminal-xx.xx/news/jfk-millennium-partners-selects-k2-to-deliver-state-of-the-art-s.html))

· Evidence informing forecast-year allocation inputs; displayed values and growth are calculated: The March xx.xx 2025 appointment assigns procurement and deployment coordination across multiple technology suppliers at a future ten-gate terminal. It supports integration-prime participation and a forecast mechanism, not a disclosed share or completed 2025 revenue. ([portauthoritybuilds.com](https://www.portauthoritybuilds.com/redevelopment/us/en/jfk/planned-projects/terminal-xx.xx/news/jfk-millennium-partners-selects-k2-to-deliver-state-of-the-art-s.html))

· Evidence informing base-year allocation inputs; displayed values and growth are calculated: The March xx.xx 2025 appointment covers baggage CT and automated bin-return equipment for a future xx.xx-gate terminal, with phased opening planned for 2026-2028. It establishes new-installation activity, not attributable 2025 receipts; wider airport investment and person-only technologies are excluded.

· Evidence informing forecast-year allocation inputs; displayed values and growth are calculated: The March xx.xx 2025 appointment covers baggage CT and automated bin-return equipment for a future xx.xx-gate terminal, with phased opening planned for 2026-2028. It establishes new-installation activity, not attributable 2025 receipts; wider airport investment and person-only technologies are excluded.

80. CATSA Corporate Plan 2024-25 to 2028-29 Summary - Key Corporate Risks

· Evidence informing base-year allocation inputs; displayed values and growth are calculated: The authority reports transferring maintenance of most screening equipment to KPrime in 2023/xx.xx. This establishes a separately contracted maintenance relationship, without a baggage-only payment split. ([catsa-acsta.gc.ca](https://www.catsa-acsta.gc.ca/en/publications/key-corporate-risks))

81. Leidos wins TSA logistics contract

· Evidence informing base-year allocation inputs; displayed values and growth are calculated: The January xx.xx 2025 announcement describes an eight-year, USD xx.xx maximum sustainment contract covering xx.xx equipment units at over xx.xx locations with manufacturer coordination. Annualization and baggage/third-party attribution in the model are explicit assumptions. ([leidos.com](https://www.leidos.com/insights/leidos-wins-tsa-logistics-contract))

· Evidence informing forecast-year allocation inputs; displayed values and growth are calculated: The January xx.xx 2025 announcement describes an eight-year, USD xx.xx maximum sustainment contract covering xx.xx equipment units at over xx.xx locations with manufacturer coordination. Annualization and baggage/third-party attribution in the model are explicit assumptions. ([leidos.com](https://www.leidos.com/insights/leidos-wins-tsa-logistics-contract))

82. Checkpoint Transformation: Malta International Airport Streamlines Passenger Flow with Smiths Detection
    - Evidence informing base-year allocation inputs; displayed values and growth are calculated: Seven conventional automated lanes were replaced by six CT-equipped lanes, with final commissioning in January 2025. This is a counterexample to equating capacity improvement with net additional equipment.
    - Evidence informing forecast-year allocation inputs; displayed values and growth are calculated: Seven conventional automated lanes were replaced by six CT-equipped lanes, with final commissioning in January 2025. This is a counterexample to equating capacity improvement with net additional equipment.
    - Evidence informing base-year allocation inputs; displayed values and growth are calculated: The complete checkpoint replacement illustrates why an offering described commercially as an upgrade can belong to System Replacement. The seven-year service commitment is not counted wholly as installation-year revenue.
    - Evidence informing forecast-year allocation inputs; displayed values and growth are calculated: The complete checkpoint replacement illustrates why an offering described commercially as an upgrade can belong to System Replacement. The seven-year service commitment is not counted wholly as installation-year revenue.
83. iCMORE - Smiths Detection
    - Evidence informing forecast-year allocation inputs; displayed values and growth are calculated: The current commercial offering describes a software-upgrade path while qualifying additional hardware requirements by machine type and age. This constrains forecast eligibility assumptions; product availability does not measure adoption or revenue.

18.5. Germany

Table 484. Germany Airport Baggage Screening Systems Market Size, 2017-2040 (USD Million)

Country	2017	2024	2025	2026	2027	2032	2040	CAGR (%)
Germany	**xx.xx**	**xx.xx**	**xx.xx**	**xx.xx**	**xx.xx**	**xx.xx**	**xx.xx**	**xx.xx**

Table 485. Germany Airport Baggage Screening Systems Market Size, by Offering, 2017-2040 (USD Million)

Offering	2017	2024	2025	2026	2027	2032	2040	CAGR (%)
Detection Equipment	xx.xx	xx.xx	xx.xx	xx.xx	xx.xx	xx.xx	xx.xx	xx.xx
Replacement Parts and Consumables	xx.xx	xx.xx	xx.xx	xx.xx	xx.xx	xx.xx	xx.xx	xx.xx
Screening Automation Equipment	xx.xx	xx.xx	xx.xx	xx.xx	xx.xx	xx.xx	xx.xx	xx.xx
Screening Software	xx.xx	xx.xx	xx.xx	xx.xx	xx.xx	xx.xx	xx.xx	xx.xx
System Services	xx.xx	xx.xx	xx.xx	xx.xx	xx.xx	xx.xx	xx.xx	xx.xx
Total	**xx.xx**	**xx.xx**	**xx.xx**	**xx.xx**	**xx.xx**	**xx.xx**	**xx.xx**	**xx.xx**

Table 486. Germany Airport Baggage Screening Systems Market Size, by Detection Equipment, 2017-2040 (USD Million)

Detection Equipment	2017	2024	2025	2026	2027	2032	2040	CAGR (%)
Baggage Inspection Systems	xx.xx	xx.xx	xx.xx	xx.xx	xx.xx	xx.xx	xx.xx	xx.xx
Explosive Trace Detectors	xx.xx	xx.xx	xx.xx	xx.xx	xx.xx	xx.xx	xx.xx	xx.xx
Liquid and Bulk Material Analyzers	xx.xx	xx.xx	xx.xx	xx.xx	xx.xx	xx.xx	xx.xx	xx.xx
Total	**xx.xx**	**xx.xx**	**xx.xx**	**xx.xx**	**xx.xx**	**xx.xx**	**xx.xx**	**xx.xx**

Table 487. Germany Airport Baggage Screening Systems Market Size, by System Services, 2017-2040 (USD Million)

System Services	2017	2024	2025	2026	2027	2032	2040	CAGR (%)
Equipment Training Services	xx.xx	xx.xx	xx.xx	xx.xx	xx.xx	xx.xx	xx.xx	xx.xx
Installation, Integration, and Commissioning Services	xx.xx	xx.xx	xx.xx	xx.xx	xx.xx	xx.xx	xx.xx	xx.xx
Maintenance, Repair, and Technical Support	xx.xx	xx.xx	xx.xx	xx.xx	xx.xx	xx.xx	xx.xx	xx.xx
Planning and Engineering Services	xx.xx	xx.xx	xx.xx	xx.xx	xx.xx	xx.xx	xx.xx	xx.xx
Total	**xx.xx**	**xx.xx**	**xx.xx**	**xx.xx**	**xx.xx**	**xx.xx**	**xx.xx**	**xx.xx**

Table 488. Germany Airport Baggage Screening Systems Market Size, by Replacement Parts and Consumables, 2017-2040 (USD Million)

Replacement Parts and Consumables	2017	2024	2025	2026	2027	2032	2040	CAGR (%)
Detection Consumables	xx.xx	xx.xx	xx.xx	xx.xx	xx.xx	xx.xx	xx.xx	xx.xx
Replacement Parts and Upgrade Kits	xx.xx	xx.xx	xx.xx	xx.xx	xx.xx	xx.xx	xx.xx	xx.xx
Total	**xx.xx**	**xx.xx**	**xx.xx**	**xx.xx**	**xx.xx**	**xx.xx**	**xx.xx**	**xx.xx**

Table 489. Germany Airport Baggage Screening Systems Market Size, by Screening Automation Equipment, 2017-2040 (USD Million)

Screening Automation Equipment	2017	2024	2025	2026	2027	2032	2040	CAGR (%)
Screening Conveyors and Sortation Equipment	xx.xx	xx.xx	xx.xx	xx.xx	xx.xx	xx.xx	xx.xx	xx.xx
Screening Lanes and Tray-Return Systems	xx.xx	xx.xx	xx.xx	xx.xx	xx.xx	xx.xx	xx.xx	xx.xx
Total	**xx.xx**	**xx.xx**	**xx.xx**	**xx.xx**	**xx.xx**	**xx.xx**	**xx.xx**	**xx.xx**

Table 490. Germany Airport Baggage Screening Systems Market Size, by Screening Software, 2017-2040 (USD Million)

Screening Software	2017	2024	2025	2026	2027	2032	2040	CAGR (%)
Automated Threat Detection Software	xx.xx	xx.xx	xx.xx	xx.xx	xx.xx	xx.xx	xx.xx	xx.xx
Image Review and Management Software	xx.xx	xx.xx	xx.xx	xx.xx	xx.xx	xx.xx	xx.xx	xx.xx
Screener Training and Quality Assurance Software	xx.xx	xx.xx	xx.xx	xx.xx	xx.xx	xx.xx	xx.xx	xx.xx
Screening Connectivity and Fleet Management Software	xx.xx	xx.xx	xx.xx	xx.xx	xx.xx	xx.xx	xx.xx	xx.xx
Total	**xx.xx**	**xx.xx**	**xx.xx**	**xx.xx**	**xx.xx**	**xx.xx**	**xx.xx**	**xx.xx**

Table 491. Germany Airport Baggage Screening Systems Market Size, by Detection Platform, 2017-2040 (USD Million)

Detection Platform	2017	2024	2025	2026	2027	2032	2040	CAGR (%)
Chemiluminescence Detection	xx.xx	xx.xx	xx.xx	xx.xx	xx.xx	xx.xx	xx.xx	xx.xx
Dielectric and Microwave Analysis	xx.xx	xx.xx	xx.xx	xx.xx	xx.xx	xx.xx	xx.xx	xx.xx
Fluorescence Detection	xx.xx	xx.xx	xx.xx	xx.xx	xx.xx	xx.xx	xx.xx	xx.xx
Integrated Multimodal Detection	xx.xx	xx.xx	xx.xx	xx.xx	xx.xx	xx.xx	xx.xx	xx.xx
Ion Mobility Spectrometry	xx.xx	xx.xx	xx.xx	xx.xx	xx.xx	xx.xx	xx.xx	xx.xx
Magnetic Resonance	xx.xx	xx.xx	xx.xx	xx.xx	xx.xx	xx.xx	xx.xx	xx.xx
Mass Spectrometry	xx.xx	xx.xx	xx.xx	xx.xx	xx.xx	xx.xx	xx.xx	xx.xx
Projection X-Ray Imaging	xx.xx	xx.xx	xx.xx	xx.xx	xx.xx	xx.xx	xx.xx	xx.xx
Raman Spectroscopy	xx.xx	xx.xx	xx.xx	xx.xx	xx.xx	xx.xx	xx.xx	xx.xx
Thermo-Redox Detection	xx.xx	xx.xx	xx.xx	xx.xx	xx.xx	xx.xx	xx.xx	xx.xx
X-Ray Computed Tomography	xx.xx	xx.xx	xx.xx	xx.xx	xx.xx	xx.xx	xx.xx	xx.xx
X-Ray Diffraction	xx.xx	xx.xx	xx.xx	xx.xx	xx.xx	xx.xx	xx.xx	xx.xx
Others	xx.xx	xx.xx	xx.xx	xx.xx	xx.xx	xx.xx	xx.xx	xx.xx
Total	**xx.xx**	**xx.xx**	**xx.xx**	**xx.xx**	**xx.xx**	**xx.xx**	**xx.xx**	**xx.xx**

Table 492. Germany Airport Baggage Screening Systems Market Size, by Projection X-Ray Imaging, 2017-2040 (USD Million)

Projection X-Ray Imaging	2017	2024	2025	2026	2027	2032	2040	CAGR (%)
Multiview X-Ray Imaging	xx.xx	xx.xx	xx.xx	xx.xx	xx.xx	xx.xx	xx.xx	xx.xx
Single-View X-Ray Imaging	xx.xx	xx.xx	xx.xx	xx.xx	xx.xx	xx.xx	xx.xx	xx.xx
Total	**xx.xx**	**xx.xx**	**xx.xx**	**xx.xx**	**xx.xx**	**xx.xx**	**xx.xx**	**xx.xx**

Table 493. Germany Airport Baggage Screening Systems Market Size, by Interoperability Architecture, 2017-2040 (USD Million)

Interoperability Architecture	2017	2024	2025	2026	2027	2032	2040	CAGR (%)
Closed Proprietary Architecture	xx.xx	xx.xx	xx.xx	xx.xx	xx.xx	xx.xx	xx.xx	xx.xx
Open Standards-Based Interoperability	xx.xx	xx.xx	xx.xx	xx.xx	xx.xx	xx.xx	xx.xx	xx.xx
Vendor-Specific Integration	xx.xx	xx.xx	xx.xx	xx.xx	xx.xx	xx.xx	xx.xx	xx.xx
Total	**xx.xx**	**xx.xx**	**xx.xx**	**xx.xx**	**xx.xx**	**xx.xx**	**xx.xx**	**xx.xx**

Table 494. Germany Airport Baggage Screening Systems Market Size, by Screening Application, 2017-2040 (USD Million)

Screening Application	2017	2024	2025	2026	2027	2032	2040	CAGR (%)
Customs and Border Baggage Inspection	xx.xx	xx.xx	xx.xx	xx.xx	xx.xx	xx.xx	xx.xx	xx.xx
Non-Passenger Property Screening	xx.xx	xx.xx	xx.xx	xx.xx	xx.xx	xx.xx	xx.xx	xx.xx
Passenger Cabin Baggage Screening	xx.xx	xx.xx	xx.xx	xx.xx	xx.xx	xx.xx	xx.xx	xx.xx
Passenger Checked Baggage Screening	xx.xx	xx.xx	xx.xx	xx.xx	xx.xx	xx.xx	xx.xx	xx.xx
Terminal-Entrance Baggage Screening	xx.xx	xx.xx	xx.xx	xx.xx	xx.xx	xx.xx	xx.xx	xx.xx
Total	**xx.xx**	**xx.xx**	**xx.xx**	**xx.xx**	**xx.xx**	**xx.xx**	**xx.xx**	**xx.xx**

Table 495. Germany Airport Baggage Screening Systems Market Size, by Purchasing Organization, 2017-2040 (USD Million)

Purchasing Organization	2017	2024	2025	2026	2027	2032	2040	CAGR (%)
Airlines	xx.xx	xx.xx	xx.xx	xx.xx	xx.xx	xx.xx	xx.xx	xx.xx
Airport and Terminal Operators	xx.xx	xx.xx	xx.xx	xx.xx	xx.xx	xx.xx	xx.xx	xx.xx
Contract Screening Operators	xx.xx	xx.xx	xx.xx	xx.xx	xx.xx	xx.xx	xx.xx	xx.xx
Customs and Border Authorities	xx.xx	xx.xx	xx.xx	xx.xx	xx.xx	xx.xx	xx.xx	xx.xx
Public Aviation Security Agencies	xx.xx	xx.xx	xx.xx	xx.xx	xx.xx	xx.xx	xx.xx	xx.xx
Total	**xx.xx**	**xx.xx**	**xx.xx**	**xx.xx**	**xx.xx**	**xx.xx**	**xx.xx**	**xx.xx**

Table 496. Germany Airport Baggage Screening Systems Market Size, by System Integration, 2017-2040 (USD Million)

System Integration	2017	2024	2025	2026	2027	2032	2040	CAGR (%)
Baggage Handling-Integrated Systems	xx.xx	xx.xx	xx.xx	xx.xx	xx.xx	xx.xx	xx.xx	xx.xx
Checkpoint Lane-Integrated Systems	xx.xx	xx.xx	xx.xx	xx.xx	xx.xx	xx.xx	xx.xx	xx.xx
Standalone Screening Systems	xx.xx	xx.xx	xx.xx	xx.xx	xx.xx	xx.xx	xx.xx	xx.xx
Total	**xx.xx**	**xx.xx**	**xx.xx**	**xx.xx**	**xx.xx**	**xx.xx**	**xx.xx**	**xx.xx**

Table 497. Germany Airport Baggage Screening Systems Market Size, by Image Review Location, 2017-2040 (USD Million)

Image Review Location	2017	2024	2025	2026	2027	2032	2040	CAGR (%)
Hybrid Image Review	xx.xx	xx.xx	xx.xx	xx.xx	xx.xx	xx.xx	xx.xx	xx.xx
Local Image Review	xx.xx	xx.xx	xx.xx	xx.xx	xx.xx	xx.xx	xx.xx	xx.xx
Off-Site Remote Image Review	xx.xx	xx.xx	xx.xx	xx.xx	xx.xx	xx.xx	xx.xx	xx.xx
On-Site Remote Image Review	xx.xx	xx.xx	xx.xx	xx.xx	xx.xx	xx.xx	xx.xx	xx.xx
Others	xx.xx	xx.xx	xx.xx	xx.xx	xx.xx	xx.xx	xx.xx	xx.xx
Total	**xx.xx**	**xx.xx**	**xx.xx**	**xx.xx**	**xx.xx**	**xx.xx**	**xx.xx**	**xx.xx**

Table 498. Germany Airport Baggage Screening Systems Market Size, by Procurement Channel, 2017-2040 (USD Million)

Procurement Channel	2017	2024	2025	2026	2027	2032	2040	CAGR (%)
Direct Technology Suppliers	xx.xx	xx.xx	xx.xx	xx.xx	xx.xx	xx.xx	xx.xx	xx.xx
Distributors and Resellers	xx.xx	xx.xx	xx.xx	xx.xx	xx.xx	xx.xx	xx.xx	xx.xx
Independent Technical Service Providers	xx.xx	xx.xx	xx.xx	xx.xx	xx.xx	xx.xx	xx.xx	xx.xx
Systems Integration Primes	xx.xx	xx.xx	xx.xx	xx.xx	xx.xx	xx.xx	xx.xx	xx.xx
Total	**xx.xx**	**xx.xx**	**xx.xx**	**xx.xx**	**xx.xx**	**xx.xx**	**xx.xx**	**xx.xx**

Table 499. Germany Airport Baggage Screening Systems Market Size, by Investment Purpose, 2017-2040 (USD Million)

Investment Purpose	2017	2024	2025	2026	2027	2032	2040	CAGR (%)
New Installations and Capacity Expansion	xx.xx	xx.xx	xx.xx	xx.xx	xx.xx	xx.xx	xx.xx	xx.xx
Retrofits and Upgrades	xx.xx	xx.xx	xx.xx	xx.xx	xx.xx	xx.xx	xx.xx	xx.xx
System Replacement	xx.xx	xx.xx	xx.xx	xx.xx	xx.xx	xx.xx	xx.xx	xx.xx
Others	xx.xx	xx.xx	xx.xx	xx.xx	xx.xx	xx.xx	xx.xx	xx.xx
Total	**xx.xx**	**xx.xx**	**xx.xx**	**xx.xx**	**xx.xx**	**xx.xx**	**xx.xx**	**xx.xx**

Sources & Evidence

1. House Report 119-173 - Department of Homeland Security Appropriations Bill, 2026

   · Evidence informing the 2030 market-value input; displayed series and growth include calculations: The aging installed fleet supports replacement demand, but does not establish the forecast's realization dates or annual purchasing rate. ([govinfo.gov](https://www.govinfo.gov/content/pkg/CRPT-119hrpt173/html/CRPT-119hrpt173.htm))

   · Evidence informing forecast-year allocation inputs; displayed values and growth are calculated: The report identifies xx.xx end-of-life systems within a xx.xx-system checked-baggage fleet. This constrains renewal exposure, not realized annual purchasing or a verified global replacement deadline.

   · Evidence informing base-year allocation inputs; displayed values and growth are calculated: Reports a TSA checked-baggage fleet of xx.xx EDS, including xx.xx at end-of-life, and assigns purchase, installation and maintenance responsibilities to TSA. Supports agency fleet calibration and renewal pressure, not the assumed forecast uplift.

   · Evidence informing forecast-year allocation inputs; displayed values and growth are calculated: Reports a TSA checked-baggage fleet of xx.xx EDS, including xx.xx at end-of-life, and assigns purchase, installation and maintenance responsibilities to TSA. Supports agency fleet calibration and renewal pressure, not the assumed forecast uplift.

   · Evidence informing forecast-year allocation inputs; displayed values and growth are calculated: The report identifies xx.xx end-of-life EDS within a xx.xx-unit U.S. checked-baggage fleet, citing the FY2024 capital plan. The derived xx.xx% backlog constrains the aging-fleet premise, but is neither an annual turnover rate nor a funded global replacement forecast.

2. GAO-24-106573 - DHS Annual Assessment: Most Programs Are Meeting Current Goals, but Some Continue to Face Cost and Schedule Challenges

- Evidence informing the 2026 market-value input; displayed series and growth include calculations: Reports plans for xx.xx checkpoint systems and xx.xx increment-one deployments by September 2023; supports an incomplete replacement cycle rather than universal CT adoption. ([gao.gov](https://www.gao.gov/assets/gao-xx.xx-xx.xx.pdf))
- Evidence informing base-year allocation inputs; displayed values and growth are calculated: Reports xx.xx AT/CT, xx.xx base, xx.xx mid-size and xx.xx full-size deployments by September 2023; supplies configuration proxies and an incomplete-renewal constraint, not contractual architecture shares. ([gao.gov](https://www.gao.gov/assets/gao-xx.xx-xx.xx.pdf))
- Evidence informing forecast-year allocation inputs; displayed values and growth are calculated: Reports xx.xx AT/CT, xx.xx base, xx.xx mid-size and xx.xx full-size deployments by September 2023; supplies configuration proxies and an incomplete-renewal constraint, not contractual architecture shares. ([gao.gov](https://www.gao.gov/assets/gao-xx.xx-xx.xx.pdf))
- Evidence informing base-year allocation inputs; displayed values and growth are calculated: The deployed configuration mix underlies the xx.xx/xx.xx newer-cohort and xx.xx/xx.xx older-cohort proxy calculations; global and contractual attribution remain modeled. ([gao.gov](https://www.gao.gov/assets/gao-xx.xx-xx.xx.pdf))
- Evidence informing forecast-year allocation inputs; displayed values and growth are calculated: The deployed configuration mix underlies the xx.xx/xx.xx newer-cohort and xx.xx/xx.xx older-cohort proxy calculations; global and contractual attribution remain modeled. ([gao.gov](https://www.gao.gov/assets/gao-xx.xx-xx.xx.pdf))
- Evidence informing base-year allocation inputs; displayed values and growth are calculated: The assessment records xx.xx checkpoint systems deployed by September 2023 against an eventual xx.xx-system program. This supports an incomplete replacement cycle and qualifies any assumption of universal CT adoption.
- Evidence informing forecast-year allocation inputs; displayed values and growth are calculated: The assessment records xx.xx checkpoint systems deployed by September 2023 against an eventual xx.xx-system program. This supports an incomplete replacement cycle and qualifies any assumption of universal CT adoption.
- Evidence informing base-year allocation inputs; displayed values and growth are calculated: Reports a September 2023 U.S. CT cohort containing xx.xx AT/CT and xx.xx base systems, providing counterevidence to assigning all CT activity automatically to integrated lanes.
- Evidence informing forecast-year allocation inputs; displayed values and growth are calculated: Reports a September 2023 U.S. CT cohort containing xx.xx AT/CT and xx.xx base systems, providing counterevidence to assigning all CT activity automatically to integrated lanes.
- Evidence informing base-year allocation inputs; displayed values and growth are calculated: Reports xx.xx mid-size and xx.xx full-size systems within xx.xx deployed CT systems; supports differentiated configuration assumptions rather than treating technology adoption as an integration-share observation.
- Evidence informing forecast-year allocation inputs; displayed values and growth are calculated: Reports xx.xx mid-size and xx.xx full-size systems within xx.xx deployed CT systems; supports differentiated configuration assumptions rather than treating technology adoption as an integration-share observation.
- Evidence informing base-year allocation inputs; displayed values and growth are calculated: The 2024 assessment records xx.xx checkpoint deployments as of September 2023 against xx.xx planned systems replacing aging equipment. It supports staged renewal, but does not establish current deployment completion or the modeled 2032 share.
- Evidence informing forecast-year allocation inputs; displayed values and growth are calculated: The 2024 assessment records xx.xx checkpoint deployments as of September 2023 against xx.xx planned systems replacing aging equipment. It supports staged renewal, but does not establish current deployment completion or the modeled 2032 share.
- Evidence informing forecast-year allocation inputs; displayed values and growth are calculated: The program separately anticipates enhancements to fielded systems, supporting a retained-equipment commercial pathway without supplying an attributable upgrade-revenue split.

3. Global Airport Passenger Traffic Reaches Record 9.8 Billion in 2025, Airports Council International World reports

   · Evidence informing the 2026 market-value input; displayed series and growth include calculations: Reports cooling passenger-growth momentum in 2026, supporting moderation of traffic-driven equipment expansion despite continuing replacement demand. ([aci.aero](https://aci.aero/2026/xx.xx/xx.xx/global-airport-passenger-traffic-reaches-record-xx.xx-xx.xx-billion-in-2025-airports-council-international-world-reports/))

4. Smiths Group PLC - Full Year Results for the 12 Months Ended 31 July 2025

- Evidence informing the 2024 market-value input; displayed series and growth include calculations: Discloses aviation original-equipment revenue of xx.xx and aftermarket revenue of xx.xx for FY2024; supplies historical cycle proxies.
([www-live.smiths.com](https://www-live.smiths.com/media/snqpxwkd/smiths-group-plc-annual-results-2025-press-release.pdf))
- Evidence informing the 2027 market-value input; displayed series and growth include calculations: Reports approximately xx.xx cumulative CTiX sales and continuing aviation upgrade demand; supports replacement activity, not an observed global forecast.
([www-live.smiths.com](https://www-live.smiths.com/media/snqpxwkd/smiths-group-plc-annual-results-2025-press-release.pdf))
- Evidence informing base-year allocation inputs; displayed values and growth are calculated: FY2025 aviation original-equipment revenue of GBP xx.xx provides an independent equipment-activity scale check, not a global category share.
([www-live.smiths.com](https://www-live.smiths.com/media/snqpxwkd/smiths-group-plc-annual-results-2025-press-release.pdf))
- Evidence informing forecast-year allocation inputs; displayed values and growth are calculated: FY2025 aviation original-equipment revenue of GBP xx.xx provides an independent equipment-activity scale check, not a global category share.
([www-live.smiths.com](https://www-live.smiths.com/media/snqpxwkd/smiths-group-plc-annual-results-2025-press-release.pdf))
- Evidence informing base-year allocation inputs; displayed values and growth are calculated: Approximately xx.xx cumulative CTiX sales corroborate commercial imaging activity and replacement demand; they do not measure annual global sales.
([www-live.smiths.com](https://www-live.smiths.com/media/snqpxwkd/smiths-group-plc-annual-results-2025-press-release.pdf))
- Evidence informing forecast-year allocation inputs; displayed values and growth are calculated: Approximately xx.xx cumulative CTiX sales corroborate commercial imaging activity and replacement demand; they do not measure annual global sales.
([www-live.smiths.com](https://www-live.smiths.com/media/snqpxwkd/smiths-group-plc-annual-results-2025-press-release.pdf))
- Evidence informing base-year allocation inputs; displayed values and growth are calculated: GBP xx.xx aviation aftermarket revenue supports lifecycle materiality while qualifying transfer of one supplier's mix to the global service allocation.
([www-live.smiths.com](https://www-live.smiths.com/media/snqpxwkd/smiths-group-plc-annual-results-2025-press-release.pdf))
- Evidence informing forecast-year allocation inputs; displayed values and growth are calculated: GBP xx.xx aviation aftermarket revenue supports lifecycle materiality while qualifying transfer of one supplier's mix to the global service allocation.
([www-live.smiths.com](https://www-live.smiths.com/media/snqpxwkd/smiths-group-plc-annual-results-2025-press-release.pdf))
- Evidence informing base-year allocation inputs; displayed values and growth are calculated: Reports approximately xx.xx cumulative CTiX sales and continuing aviation upgrade demand; cumulative sales constrain commercial scale but are not annual global shipments.
([www-live.smiths.com](https://www-live.smiths.com/media/snqpxwkd/smiths-group-plc-annual-results-2025-press-release.pdf))
- Evidence informing forecast-year allocation inputs; displayed values and growth are calculated: Reports approximately xx.xx cumulative CTiX sales and continuing aviation upgrade demand; cumulative sales constrain commercial scale but are not annual global shipments.
([www-live.smiths.com](https://www-live.smiths.com/media/snqpxwkd/smiths-group-plc-annual-results-2025-press-release.pdf))
- Evidence informing base-year allocation inputs; displayed values and growth are calculated: Reports four operating XDi units as of July 2025 and pending regulatory certification, constraining the small XRD cohort and qualifying aggressive commercialization assumptions.
- Evidence informing forecast-year allocation inputs; displayed values and growth are calculated: Reports four operating XDi units as of July 2025 and pending regulatory certification, constraining the small XRD cohort and qualifying aggressive commercialization assumptions.
- Evidence informing forecast-year allocation inputs; displayed values and growth are calculated: Reported checkpoint modernization provides a commercial reason to model substitution from discrete legacy offerings; the filing does not disclose standalone configuration revenue.
- Evidence informing forecast-year allocation inputs; displayed values and growth are calculated: FY2025

5. Smiths Group PLC - Annual Report & Accounts FY2023
   - Evidence informing the 2022 market-value input; displayed series and growth include calculations: Reports FY2022 aviation original-equipment revenue of xx.xx, used as a dimensionless historical capital-cycle proxy. ([www-live.smiths.com](https://www-live.smiths.com/media/phjp1j44/smiths-annual-report-2023.pdf))
   - Evidence informing the 2023 market-value input; displayed series and growth include calculations: Reports FY2023 aviation original-equipment revenue of xx.xx and aftermarket revenue of xx.xx; supports the modeled recovery direction. ([www-live.smiths.com](https://www-live.smiths.com/media/phjp1j44/smiths-annual-report-2023.pdf))
6. Smiths Group PLC - Annual Report FY2022
   - Evidence informing the 2021 market-value input; displayed series and growth include calculations: Reports FY2021 aviation revenue of xx.xx, providing a historical purchasing-cycle reference rather than a global observation. ([www-live.smiths.com](https://www-live.smiths.com/media/xjvdpblr/smiths-annual-report-2022-report.pdf))
   - Evidence informing the 2022 market-value input; displayed series and growth include calculations: Reports FY2022 aviation revenue of xx.xx and continued weakness in aviation original equipment; supports a delayed capital-spending trough. ([www-live.smiths.com](https://www-live.smiths.com/media/xjvdpblr/smiths-annual-report-2022-report.pdf))
7. Smiths Group PLC - Annual Results for the Year Ended 31 July 2019
   - Evidence informing the 2018 market-value input; displayed series and growth include calculations: Reports FY2018 aviation revenue of xx.xx, supplying the historical comparison underlying the backcast. ([smiths.com](https://www.smiths.com/media/u4wla1bw/smiths-group-plc-annual-results-2019-press-release.pdf))
   - Evidence informing the 2019 market-value input; displayed series and growth include calculations: Reports FY2019 aviation revenue of xx.xx and customer delivery deferrals, qualifying a traffic-only growth model. ([smiths.com](https://www.smiths.com/media/u4wla1bw/smiths-group-plc-annual-results-2019-press-release.pdf))
   - Evidence informing the 2020 market-value input; displayed series and growth include calculations: Identifies deliveries deferred into FY2020; supports the possibility of backlog-supported spending despite a contemporaneous traffic shock, not the exact modeled growth rate. ([smiths.com](https://www.smiths.com/media/u4wla1bw/smiths-group-plc-annual-results-2019-press-release.pdf))
8. ACI World - The High-Wire Balancing Act: Global Air Transport Demand in 2018 and 2019
   - Evidence informing the 2017 market-value input; displayed series and growth include calculations: Reports xx.xx airport passengers and xx.xx% growth in 2018; the growth observation informs the 2017 backcast bridge. ([blog.aci.aero](https://blog.aci.aero/airport-economics/the-high-wire-balancing-act-global-air-transport-demand-in-2018-and-2019/))
   - Evidence informing the 2018 market-value input; displayed series and growth include calculations: Provides the observed 2018 traffic-growth reference, not an equipment-market growth observation. ([blog.aci.aero](https://blog.aci.aero/airport-economics/the-high-wire-balancing-act-global-air-transport-demand-in-2018-and-2019/))
9. ICAO A42-WP/556 - State of the Industry and Outlook for Airport Traffic, Presented by ACI
   - Evidence informing the 2020 market-value input; displayed series and growth include calculations: Records the collapse from xx.xx airport passengers in 2019 to xx.xx in 2020; constrains the shock and funding-risk interpretation. ([icao.int](https://www.icao.int/sites/default/files/Meetings/a42/Documents/WP/wp_556_en.pdf))
   - Evidence informing the 2021 market-value input; displayed series and growth include calculations: Reports xx.xx airport passengers in 2021, supporting a prolonged funding and activity shock. ([icao.int](https://www.icao.int/sites/default/files/Meetings/a42/Documents/WP/wp_556_en.pdf))
   - Evidence informing the 2023 market-value input; displayed series and growth include calculations: Reports xx.xx airport passengers in 2023; traffic recovery is distinguished from equipment purchasing. ([icao.int](https://www.icao.int/sites/default/files/Meetings/a42/Documents/WP/wp_556_en.pdf))
   - Evidence informing the 2024 market-value input; displayed series and growth include calculations: Reports xx.xx airport passengers in 2024, providing a demand recovery cross-check. ([icao.int](https://www.icao.int/sites/default/files/Meetings/a42/Documents/WP/wp_556_en.pdf))

10. Port of Seattle - Baggage Handling System Optimization
    - Evidence informing the 2029 market-value input; displayed series and growth include calculations: Seattle plans to consolidate six baggage-screening systems, increase supported passenger capacity, and reduce screening-machine demand. Supports integration spending without one-for-one detector growth. ([portseattle.org](https://www.portseattle.org/projects/baggage-handling-system-optimization))
    - Evidence informing the 2032 market-value input; displayed series and growth include calculations: The consolidation example constrains equipment-volume assumptions; its whole baggage-handling project value is excluded from market sizing. ([portseattle.org](https://www.portseattle.org/projects/baggage-handling-system-optimization))
    - Evidence informing the 2040 market-value input; displayed series and growth include calculations: Provides a commercial counterexample to extrapolating passenger growth directly into machine counts throughout the long-range forecast. ([portseattle.org](https://www.portseattle.org/projects/baggage-handling-system-optimization))
    - Evidence informing forecast-year allocation inputs; displayed values and growth are calculated: Consolidation of six systems with reduced machine demand qualifies a traffic-to-detector-volume forecast. ([portseattle.org](https://www.portseattle.org/projects/baggage-handling-system-optimization))
    - Evidence informing forecast-year allocation inputs; displayed values and growth are calculated: The consolidation project supports integration-driven conveyor demand, but its whole-project value is excluded. ([portseattle.org](https://www.portseattle.org/projects/baggage-handling-system-optimization))
    - Evidence informing forecast-year allocation inputs; displayed values and growth are calculated: Brownfield consolidation supports the integration-demand premise, not the forecast's exact service growth factor. ([portseattle.org](https://www.portseattle.org/projects/baggage-handling-system-optimization))
    - Evidence informing forecast-year allocation inputs; displayed values and growth are calculated: The airport replaces six separate screening systems with centralized screening and expects reduced screening-machine demand while expanding capacity. This supplies a counterforce to volume-only checked-baggage forecasting.
    - Evidence informing base-year allocation inputs; displayed values and growth are calculated: Seattle is consolidating six screening systems, expects reduced screening-machine demand and schedules final-phase completion in 2029. Supports integration demand while constraining detector-volume growth; the whole-project budget is excluded.
    - Evidence informing forecast-year allocation inputs; displayed values and growth are calculated: Seattle is consolidating six screening systems, expects reduced screening-machine demand and schedules final-phase completion in 2029. Supports integration demand while constraining detector-volume growth; the whole-project budget is excluded.
    - Evidence informing forecast-year allocation inputs; displayed values and growth are calculated: Seattle's project combines increased screening capacity with consolidation from six screening systems and reduced screening-machine demand. This constrains the forecast assumption that capacity growth requires proportional equipment additions.
    - Evidence informing forecast-year allocation inputs; displayed values and growth are calculated: Replacement and capacity objectives coexist within the project. Its wider baggage-handling budget is not treated as screening-equipment revenue or assigned additively to multiple purposes.
11. Smiths Group PLC - Half Year Results for the Six Months Ended 31 January 2026
    - Evidence informing the 2026 market-value input; displayed series and growth include calculations: Reports xx.xx% organic growth for Smiths Detection in HY2026, with aviation checkpoint upgrades contributing. Supports a positive 2026 nowcast, not a directly observed global growth rate. ([www-live.smiths.com](https://www-live.smiths.com/media/villk35h/smiths-hy26-results-press-release.pdf))
12. Eurostat - Air passenger transport statistics, December 2025, Table 1: 2024 country traffic
    - Evidence informing base-year allocation inputs; displayed values and growth are calculated: Traffic primitive.
    - Evidence informing forecast-year allocation inputs; displayed values and growth are calculated: Traffic primitive.

13. ACI EUROPE - 2025 all about traffic resilience as Europe’s airports welcomed an additional 100 million passengers

· Evidence informing base-year allocation inputs; displayed values and growth are calculated: Annual growth input to the 2025 bridge.

· Evidence informing forecast-year allocation inputs; displayed values and growth are calculated: Annual growth input to the 2025 bridge.

14. Fraport - AI for Monitoring Aviation Security, 22 January 2026

· Evidence informing base-year allocation inputs; displayed values and growth are calculated: Over xx.xx CT scanners and approximately EUR xx.xx cumulative checkpoint investment support a premium installed-mix premise, not annual national revenue.

· Evidence informing forecast-year allocation inputs; displayed values and growth are calculated: Over xx.xx CT scanners and approximately EUR xx.xx cumulative checkpoint investment support a premium installed-mix premise, not annual national revenue.

· Evidence informing forecast-year allocation inputs; displayed values and growth are calculated: January xx.xx 2026 APIDS deployment demonstrates additional software adoption, without establishing separate revenue. ([fraport.com](https://www.fraport.com/en/newsroom/press-releases/2026/q1/ai-for-monitoring-aviation-security.html))

· Evidence informing forecast-year allocation inputs; displayed values and growth are calculated: Deployment on more than xx.xx CT scanners is the independent quantitative rollout test; it does not validate the modeled license-growth factor. ([fraport.com](https://www.fraport.com/en/newsroom/press-releases/2026/q1/ai-for-monitoring-aviation-security.html))

· Evidence informing forecast-year allocation inputs; displayed values and growth are calculated: On January xx.xx 2026, Fraport announced regular APIDS software operation on more than xx.xx existing Smiths CT scanners. This independently supports retained-system enhancement at one buyer, not global penetration or realized license revenue.

15. CATSA 2025 Annual Report - Notes to the Financial Statements
    - Evidence informing base-year allocation inputs; displayed values and growth are calculated: FY2024/xx.xx accounts disclose C$xx.xx maintenance/spares and C$xx.xx training/certification, supporting the service-budget calibration but not global baggage-only shares. ([catsa-acsta.gc.ca](https://www.catsa-acsta.gc.ca/en/publications/2025-annual-report/notes-financial-statements))
    - Evidence informing forecast-year allocation inputs; displayed values and growth are calculated: FY2024/xx.xx accounts disclose C$xx.xx maintenance/spares and C$xx.xx training/certification, supporting the service-budget calibration but not global baggage-only shares. ([catsa-acsta.gc.ca](https://www.catsa-acsta.gc.ca/en/publications/2025-annual-report/notes-financial-statements))
    - Evidence informing base-year allocation inputs; displayed values and growth are calculated: Maintenance and spare parts are combined in the accounts; the labor-versus-goods split therefore remains modeled. ([catsa-acsta.gc.ca](https://www.catsa-acsta.gc.ca/en/publications/2025-annual-report/notes-financial-statements))
    - Evidence informing forecast-year allocation inputs; displayed values and growth are calculated: Maintenance and spare parts are combined in the accounts; the labor-versus-goods split therefore remains modeled. ([catsa-acsta.gc.ca](https://www.catsa-acsta.gc.ca/en/publications/2025-annual-report/notes-financial-statements))
    - Evidence informing base-year allocation inputs; displayed values and growth are calculated: The C$xx.xx training/certification expense supplies the numerator of the adjusted training-to-capital proxy. ([catsa-acsta.gc.ca](https://www.catsa-acsta.gc.ca/en/publications/2025-annual-report/notes-financial-statements))
    - Evidence informing forecast-year allocation inputs; displayed values and growth are calculated: The C$xx.xx training/certification expense supplies the numerator of the adjusted training-to-capital proxy. ([catsa-acsta.gc.ca](https://www.catsa-acsta.gc.ca/en/publications/2025-annual-report/notes-financial-statements))
    - Evidence informing base-year allocation inputs; displayed values and growth are calculated: C$xx.xx trace/consumables is distinct from maintenance/spares and supplies the contrary consumables-intensity comparator, not a global observation. ([catsa-acsta.gc.ca](https://www.catsa-acsta.gc.ca/en/publications/2025-annual-report/notes-financial-statements))
    - Evidence informing forecast-year allocation inputs; displayed values and growth are calculated: C$xx.xx trace/consumables is distinct from maintenance/spares and supplies the contrary consumables-intensity comparator, not a global observation. ([catsa-acsta.gc.ca](https://www.catsa-acsta.gc.ca/en/publications/2025-annual-report/notes-financial-statements))
    - Evidence informing base-year allocation inputs; displayed values and growth are calculated: Separately reports C$xx.xx maintenance/spares, C$xx.xx trace/consumables and C$xx.xx training/certification, constraining attributable agency lifecycle expenditure.
    - Evidence informing base-year allocation inputs; displayed values and growth are calculated: Separates screening-contractor payments from equipment support, preventing staffing expenditure from becoming equipment-market purchasing.
    - Evidence informing forecast-year allocation inputs; displayed values and growth are calculated: Separately reports C$xx.xx maintenance/spares, C$xx.xx trace/consumables and C$xx.xx training/certification, constraining attributable agency lifecycle expenditure.
    - Evidence informing forecast-year allocation inputs; displayed values and growth are calculated: Separates screening-contractor payments from equipment support, preventing staffing expenditure from becoming equipment-market purchasing.
    - Evidence informing base-year allocation inputs; displayed values and growth are calculated: Audited expense disclosure reports C$xx.xx for maintenance and spare parts in the year ended March xx.xx 2025. It constrains support-spending materiality, not the amount attributable to an independent provider. ([catsa-acsta.gc.ca](https://www.catsa-acsta.gc.ca/en/publications/2025-annual-report/notes-financial-statements))

16. CATSA 2025 Annual Report - Management's Discussion and Analysis
    - Evidence informing base-year allocation inputs; displayed values and growth are calculated: EDS capital expenditure of C$xx.xx includes equipment and installation/integration and supplies the training-calibration denominator, subject to baggage attribution. ([catsa-acsta.gc.ca](https://www.catsa-acsta.gc.ca/en/publications/2025-annual-report/management-discussion-and-analysis))
    - Evidence informing forecast-year allocation inputs; displayed values and growth are calculated: EDS capital expenditure of C$xx.xx includes equipment and installation/integration and supplies the training-calibration denominator, subject to baggage attribution. ([catsa-acsta.gc.ca](https://www.catsa-acsta.gc.ca/en/publications/2025-annual-report/management-discussion-and-analysis))
    - Evidence informing base-year allocation inputs; displayed values and growth are calculated: The capital definition includes associated installation and integration, supporting the distinction between deployment services and equipment value. ([catsa-acsta.gc.ca](https://www.catsa-acsta.gc.ca/en/publications/2025-annual-report/management-discussion-and-analysis))
    - Evidence informing forecast-year allocation inputs; displayed values and growth are calculated: The capital definition includes associated installation and integration, supporting the distinction between deployment services and equipment value. ([catsa-acsta.gc.ca](https://www.catsa-acsta.gc.ca/en/publications/2025-annual-report/management-discussion-and-analysis))
    - Evidence informing forecast-year allocation inputs; displayed values and growth are calculated: Actual spending, original budget and reprofile amounts constrain the forecast's purchasing-execution interpretation; they are not a global growth rate. ([catsa-acsta.gc.ca](https://www.catsa-acsta.gc.ca/en/publications/2025-annual-report/management-discussion-and-analysis))
    - Evidence informing base-year allocation inputs; displayed values and growth are calculated: FY2024/xx.xx pre-board capital appropriations used were C$xx.xx. This supplies the Canadian purchasing comparison and a component of the non-passenger-to-cabin activity proxy, not a global share.
    - Evidence informing forecast-year allocation inputs; displayed values and growth are calculated: FY2024/xx.xx pre-board capital appropriations used were C$xx.xx. This supplies the Canadian purchasing comparison and a component of the non-passenger-to-cabin activity proxy, not a global share.
    - Evidence informing base-year allocation inputs; displayed values and growth are calculated: FY2024/xx.xx hold-baggage capital appropriations used were C$xx.xx; this constrains the independent application-capital comparison.
    - Evidence informing base-year allocation inputs; displayed values and growth are calculated: FY2024/xx.xx non-passenger capital appropriations used were C$xx.xx, below the original C$xx.xx budget. Actual purchasing informs the proxy and qualifies automatic announcement-to-revenue conversion.
    - Evidence informing forecast-year allocation inputs; displayed values and growth are calculated: FY2024/xx.xx non-passenger capital appropriations used were C$xx.xx, below the original C$xx.xx budget. Actual purchasing informs the proxy and qualifies automatic announcement-to-revenue conversion.
    - Evidence informing base-year allocation inputs; displayed values and growth are calculated: Reports C$xx.xx EDS capital expenditure for FY2024/xx.xx and identifies both baggage equipment and full-body scanners in the capital scope, requiring a baggage-attribution adjustment.
    - Evidence informing forecast-year allocation inputs; displayed values and growth are calculated: Reports C$xx.xx EDS capital expenditure for FY2024/xx.xx and identifies both baggage equipment and full-body scanners in the capital scope, requiring a baggage-attribution adjustment.
    - Evidence informing forecast-year allocation inputs; displayed values and growth are calculated: EDS outturn was C$xx.xx versus an original C$xx.xx plan and revised C$xx.xx budget. Reprofiling constrains assumed award conversion and deployment timing; it does not measure procurement-channel mix. ([catsa-acsta.gc.ca](https://www.catsa-acsta.gc.ca/en/publications/2025-annual-report/management-discussion-and-analysis))
    - Evidence informing base-year allocation inputs; displayed values and growth are calculated: The actual capital-project list identifies hold-baggage capacity expansion at Montréal-Trudeau, supporting the expansion classification, not its modeled global revenue weight.
    - Evidence informing forecast-year allocation inputs; displayed values and growth are calculated: The actual capital-project list identifies hold-baggage capacity expansion at Montréal-Trudeau, supporting the expansion classification, not its modeled global revenue weight.
    - Evidence informing base-year allocation inputs; displayed values and growth are calculated: The actual project list includes checkpoint CT deployment and hold-baggage oversize-equipment lifecycle management, supporting renewal activity without disclosing its purpose-specific spending.
    - Evidence informing forecast-year allocation inputs; displayed values and growth are calculated: The actual project list includes checkpoint CT deployment and hold-baggage oversize-equipment lifecycle management,

17. Aviation security screening approved equipment list
    - Evidence informing base-year allocation inputs; displayed values and growth are calculated: Baggage EDS/EDSCB and conventional X-ray classes support the inspection-system boundary, not sales weights. ([gov.uk](https://www.gov.uk/government/collections/aviation-security-screening-approved-equipment-list))
    - Evidence informing forecast-year allocation inputs; displayed values and growth are calculated: Baggage EDS/EDSCB and conventional X-ray classes support the inspection-system boundary, not sales weights. ([gov.uk](https://www.gov.uk/government/collections/aviation-security-screening-approved-equipment-list))
    - Evidence informing base-year allocation inputs; displayed values and growth are calculated: Liquid detectors are a distinct cabin-baggage category; the complete bulk-material extension remains modeled within the captured boundary. ([gov.uk](https://www.gov.uk/government/collections/aviation-security-screening-approved-equipment-list))
    - Evidence informing forecast-year allocation inputs; displayed values and growth are calculated: Liquid detectors are a distinct cabin-baggage category; the complete bulk-material extension remains modeled within the captured boundary. ([gov.uk](https://www.gov.uk/government/collections/aviation-security-screening-approved-equipment-list))
    - Evidence informing base-year allocation inputs; displayed values and growth are calculated: ETD serves baggage and other applications, requiring explicit baggage attribution rather than allocating all detector sales here. ([gov.uk](https://www.gov.uk/government/collections/aviation-security-screening-approved-equipment-list))
    - Evidence informing forecast-year allocation inputs; displayed values and growth are calculated: ETD serves baggage and other applications, requiring explicit baggage attribution rather than allocating all detector sales here. ([gov.uk](https://www.gov.uk/government/collections/aviation-security-screening-approved-equipment-list))
    - Evidence informing base-year allocation inputs; displayed values and growth are calculated: Dedicated ETD consumables are separately recognized, supporting goods classification without establishing spending or unrestricted interchangeability. ([gov.uk](https://www.gov.uk/government/collections/aviation-security-screening-approved-equipment-list))
    - Evidence informing forecast-year allocation inputs; displayed values and growth are calculated: Dedicated ETD consumables are separately recognized, supporting goods classification without establishing spending or unrestricted interchangeability. ([gov.uk](https://www.gov.uk/government/collections/aviation-security-screening-approved-equipment-list))
18. Quantifying the Impacts of Delayed Maintenance of Airport Assets: A Guide - Chapter 6, Baggage Handling Systems
    - Evidence informing base-year allocation inputs; displayed values and growth are calculated: The baggage-handling cost study uses a modeled xx.xx% labor share, adopted only as an adjacent support-cost proxy. ([nationalacademies.org](https://www.nationalacademies.org/read/xx.xx/chapter/xx.xx))
    - Evidence informing forecast-year allocation inputs; displayed values and growth are calculated: The baggage-handling cost study uses a modeled xx.xx% labor share, adopted only as an adjacent support-cost proxy. ([nationalacademies.org](https://www.nationalacademies.org/read/xx.xx/chapter/xx.xx))
    - Evidence informing base-year allocation inputs; displayed values and growth are calculated: Its corresponding modeled xx.xx% parts share calibrates the labor/goods separation; it is not an observed screening-equipment ratio. ([nationalacademies.org](https://www.nationalacademies.org/read/xx.xx/chapter/xx.xx))
    - Evidence informing forecast-year allocation inputs; displayed values and growth are calculated: Its corresponding modeled xx.xx% parts share calibrates the labor/goods separation; it is not an observed screening-equipment ratio. ([nationalacademies.org](https://www.nationalacademies.org/read/xx.xx/chapter/xx.xx))

19. Procurement of Next Generation Security Checkpoint Equipment - Contract Award Notice

- Evidence informing base-year allocation inputs; displayed values and growth are calculated: The seven-system award includes automated tray return, demonstrating bundled purchasing but no separately priced hardware allocation. ([sell2wales.gov.wales](https://www.sell2wales.gov.wales/search/show/search_view.aspx?ID=NOV417275))
- Evidence informing forecast-year allocation inputs; displayed values and growth are calculated: The seven-system award includes automated tray return, demonstrating bundled purchasing but no separately priced hardware allocation. ([sell2wales.gov.wales](https://www.sell2wales.gov.wales/search/show/search_view.aspx?ID=NOV417275))
- Evidence informing base-year allocation inputs; displayed values and growth are calculated: The integrated CT/tray-return scope constrains the automation interface boundary; it does not value general airport conveyors. ([sell2wales.gov.wales](https://www.sell2wales.gov.wales/search/show/search_view.aspx?ID=NOV417275))
- Evidence informing forecast-year allocation inputs; displayed values and growth are calculated: The integrated CT/tray-return scope constrains the automation interface boundary; it does not value general airport conveyors. ([sell2wales.gov.wales](https://www.sell2wales.gov.wales/search/show/search_view.aspx?ID=NOV417275))
- Evidence informing base-year allocation inputs; displayed values and growth are calculated: Central image processing is an explicit purchased function, without a separately disclosed license price. ([sell2wales.gov.wales](https://www.sell2wales.gov.wales/search/show/search_view.aspx?ID=NOV417275))
- Evidence informing forecast-year allocation inputs; displayed values and growth are calculated: Central image processing is an explicit purchased function, without a separately disclosed license price. ([sell2wales.gov.wales](https://www.sell2wales.gov.wales/search/show/search_view.aspx?ID=NOV417275))
- Evidence informing base-year allocation inputs; displayed values and growth are calculated: Supply, installation and commissioning are included deliverables, supporting deployment-service attribution without establishing its percentage. ([sell2wales.gov.wales](https://www.sell2wales.gov.wales/search/show/search_view.aspx?ID=NOV417275))
- Evidence informing forecast-year allocation inputs; displayed values and growth are calculated: Supply, installation and commissioning are included deliverables, supporting deployment-service attribution without establishing its percentage. ([sell2wales.gov.wales](https://www.sell2wales.gov.wales/search/show/search_view.aspx?ID=NOV417275))
- Evidence informing base-year allocation inputs; displayed values and growth are calculated: The October xx.xx 2022 award covers seven systems combining cabin CT, tray return, image processing and deployment responsibilities. It supports integrated purchased scope, not completed delivery or a global sales weight.
- Evidence informing forecast-year allocation inputs; displayed values and growth are calculated: The October xx.xx 2022 award covers seven systems combining cabin CT, tray return, image processing and deployment responsibilities. It supports integrated purchased scope, not completed delivery or a global sales weight.
- Evidence informing base-year allocation inputs; displayed values and growth are calculated: The integrated Newcastle procurement reports a GBP xx.xx-xx.xx offer range but no physical review-room location; its value cannot be assigned automatically to local review. ([sell2wales.gov.wales](https://www.sell2wales.gov.wales/search/show/search_view.aspx?ID=NOV417275))
- Evidence informing forecast-year allocation inputs; displayed values and growth are calculated: The integrated Newcastle procurement reports a GBP xx.xx-xx.xx offer range but no physical review-room location; its value cannot be assigned automatically to local review. ([sell2wales.gov.wales](https://www.sell2wales.gov.wales/search/show/search_view.aspx?ID=NOV417275))
- Evidence informing base-year allocation inputs; displayed values and growth are calculated: Central image processing is included, but a separate on-site room is not specified; constrains classification rather than supplying a remote-review sales weight. ([sell2wales.gov.wales](https://www.sell2wales.gov.wales/search/show/search_view.aspx?ID=NOV417275))
- Evidence informing forecast-year allocation inputs; displayed values and growth are calculated: Central image processing is included, but a separate on-site room is not specified; constrains classification rather than supplying a remote-review sales weight. ([sell2wales.gov.wales](https://www.sell2wales.gov.wales/search/show/search_view.aspx?ID=NOV417275))
- Evidence informing base-year allocation inputs; displayed values and growth are calculated: The bundled award does not identify a mixed-location package or its attributable price, preventing automatic hybrid classification. ([sell2wales.gov.wales](https://www.sell2wales.gov.wales/search/show/search_view.aspx?ID=NOV417275))
- Evidence informing forecast-year allocation inputs; displayed values and growth are calculated: The bundled award does not identify a mixed-location package or its attributable price, preventing automatic hybrid classification.

20. Smiths Detection - Digital Innovation
    - Evidence informing base-year allocation inputs; displayed values and growth are calculated: The supplier identifies detection applications as a commercial function; separate fee allocation remains assumed. ([smithsdetection.com](https://www.smithsdetection.com/digital-innovation/))
    - Evidence informing forecast-year allocation inputs; displayed values and growth are calculated: The supplier identifies detection applications as a commercial function; separate fee allocation remains assumed. ([smithsdetection.com](https://www.smithsdetection.com/digital-innovation/))
    - Evidence informing base-year allocation inputs; displayed values and growth are calculated: Centralized screening supports the image-review function, not an observed software revenue weight. ([smithsdetection.com](https://www.smithsdetection.com/digital-innovation/))
    - Evidence informing forecast-year allocation inputs; displayed values and growth are calculated: Centralized screening supports the image-review function, not an observed software revenue weight. ([smithsdetection.com](https://www.smithsdetection.com/digital-innovation/))
    - Evidence informing base-year allocation inputs; displayed values and growth are calculated: Connectivity, multi-vendor integration and equipment-health applications establish the fleet-management function without proving customer-specific rights or prices. ([smithsdetection.com](https://www.smithsdetection.com/digital-innovation/))
    - Evidence informing forecast-year allocation inputs; displayed values and growth are calculated: Connectivity, multi-vendor integration and equipment-health applications establish the fleet-management function without proving customer-specific rights or prices. ([smithsdetection.com](https://www.smithsdetection.com/digital-innovation/))
    - Evidence informing base-year allocation inputs; displayed values and growth are calculated: ELECTORA is offered for integrating multi-vendor devices, datasets and applications; establishes the vendor-platform category but discloses no category revenue or customer-specific substitution entitlement. ([smithsdetection.com](https://www.smithsdetection.com/digital-innovation/))
    - Evidence informing forecast-year allocation inputs; displayed values and growth are calculated: ELECTORA is offered for integrating multi-vendor devices, datasets and applications; establishes the vendor-platform category but discloses no category revenue or customer-specific substitution entitlement. ([smithsdetection.com](https://www.smithsdetection.com/digital-innovation/))
21. UK Civil Aviation Authority - Threat Image Projection (TIP)
    - Evidence informing base-year allocation inputs; displayed values and growth are calculated: TIP library approval and renewal obligations support continuing software commitments, not the modeled global fee or share. ([caa.co.uk](https://www.caa.co.uk/commercial-industry/security/training-and-human-factors/threat-image-projection/))
    - Evidence informing forecast-year allocation inputs; displayed values and growth are calculated: TIP library approval and renewal obligations support continuing software commitments, not the modeled global fee or share. ([caa.co.uk](https://www.caa.co.uk/commercial-industry/security/training-and-human-factors/threat-image-projection/))

22. Smiths Detection - Service

- Evidence informing base-year allocation inputs; displayed values and growth are calculated: Inclusive capital-equipment support covers labor and parts, requiring a single-count economic allocation across services and goods. ([smithsdetection.com](https://www.smithsdetection.com/service/))
- Evidence informing forecast-year allocation inputs; displayed values and growth are calculated: Inclusive capital-equipment support covers labor and parts, requiring a single-count economic allocation across services and goods. ([smithsdetection.com](https://www.smithsdetection.com/service/))
- Evidence informing base-year allocation inputs; displayed values and growth are calculated: Equipment-specific training and certification are commercial offerings distinct from routine screening staffing. ([smithsdetection.com](https://www.smithsdetection.com/service/))
- Evidence informing forecast-year allocation inputs; displayed values and growth are calculated: Equipment-specific training and certification are commercial offerings distinct from routine screening staffing. ([smithsdetection.com](https://www.smithsdetection.com/service/))
- Evidence informing base-year allocation inputs; displayed values and growth are calculated: The parts-support offering and inclusive contracts corroborate the goods boundary, but not the assumed xx.xx% allocation. ([smithsdetection.com](https://www.smithsdetection.com/service/))
- Evidence informing forecast-year allocation inputs; displayed values and growth are calculated: The parts-support offering and inclusive contracts corroborate the goods boundary, but not the assumed xx.xx% allocation. ([smithsdetection.com](https://www.smithsdetection.com/service/))
- Evidence informing base-year allocation inputs; displayed values and growth are calculated: Describes inclusive labor-and-parts contracts and manufacturer support, supporting nonduplicative lifecycle attribution to projection equipment, not a verified xx.xx% fee. ([smithsdetection.com](https://www.smithsdetection.com/service/))
- Evidence informing forecast-year allocation inputs; displayed values and growth are calculated: Describes inclusive labor-and-parts contracts and manufacturer support, supporting nonduplicative lifecycle attribution to projection equipment, not a verified xx.xx% fee. ([smithsdetection.com](https://www.smithsdetection.com/service/))
- Evidence informing base-year allocation inputs; displayed values and growth are calculated: Supports the existence of manufacturer lifecycle offerings; broad service-footprint counts are not used as CT revenue weights.
- Evidence informing forecast-year allocation inputs; displayed values and growth are calculated: Supports the existence of manufacturer lifecycle offerings; broad service-footprint counts are not used as CT revenue weights.
- Evidence informing base-year allocation inputs; displayed values and growth are calculated: Supports commercial maintenance, refurbishment and parts offerings for portable equipment without establishing baggage-specific service receipts.
- Evidence informing forecast-year allocation inputs; displayed values and growth are calculated: Supports commercial maintenance, refurbishment and parts offerings for portable equipment without establishing baggage-specific service receipts.
- Evidence informing base-year allocation inputs; displayed values and growth are calculated: The manufacturer markets direct on-site support and inclusive capital-equipment labor-and-parts contracts. This supports a continuing manufacturer-service alternative, without measuring a pricing premium. ([smithsdetection.com](https://www.smithsdetection.com/service/))
- Evidence informing forecast-year allocation inputs; displayed values and growth are calculated: The manufacturer markets direct on-site support and inclusive capital-equipment labor-and-parts contracts. This supports a continuing manufacturer-service alternative, without measuring a pricing premium. ([smithsdetection.com](https://www.smithsdetection.com/service/))
- Evidence informing base-year allocation inputs; displayed values and growth are calculated: Manufacturer-provided bundled support is a commercial alternative to separate technical-service procurement, limiting assumptions of unrestricted third-party substitution. ([smithsdetection.com](https://www.smithsdetection.com/service/))
- Evidence informing forecast-year allocation inputs; displayed values and growth are calculated: Manufacturer-provided bundled support is a commercial alternative to separate technical-service procurement, limiting assumptions of unrestricted third-party substitution. ([smithsdetection.com](https://www.smithsdetection.com/service/))

23. Hold baggage screening upgrade, Dublin and Cork Airports, Ireland

- Evidence informing base-year allocation inputs; displayed values and growth are calculated: Separate professional-service appointments cover project controls, design oversight and interface management; the broader construction budget is not used as screening-service revenue. ([neccontract.com](https://www.neccontract.com/projects/hold-baggage-screening-upgrade-dublin-and-cork-airports-ireland))
- Evidence informing forecast-year allocation inputs; displayed values and growth are calculated: Separate professional-service appointments cover project controls, design oversight and interface management; the broader construction budget is not used as screening-service revenue. ([neccontract.com](https://www.neccontract.com/projects/hold-baggage-screening-upgrade-dublin-and-cork-airports-ireland))
- Evidence informing base-year allocation inputs; displayed values and growth are calculated: Describes three upgraded hold-baggage systems delivered through separate construction, baggage-integration and advisory appointments, completed in March 2023. Supports integrated-system attribution without assuming a universal single-prime model.
- Evidence informing forecast-year allocation inputs; displayed values and growth are calculated: Describes three upgraded hold-baggage systems delivered through separate construction, baggage-integration and advisory appointments, completed in March 2023. Supports integrated-system attribution without assuming a universal single-prime model.

24. Corporate Plan 2025-26 to 2029-30 Summary - Financial Overview
    - Evidence informing base-year allocation inputs; displayed values and growth are calculated: CATSA distinguishes major-checkpoint CT replacement from single-view-to-multiview replacement elsewhere, supporting application-specific projection demand and forecast assumptions. It also discloses capital funding subject to reprofile approval. ([catsa-acsta.gc.ca](https://www.catsa-acsta.gc.ca/en/publications/corporate-plan-2025-xx.xx-2029-xx.xx/financial-overview))
    - Evidence informing forecast-year allocation inputs; displayed values and growth are calculated: CATSA distinguishes major-checkpoint CT replacement from single-view-to-multiview replacement elsewhere, supporting application-specific projection demand and forecast assumptions. It also discloses capital funding subject to reprofile approval. ([catsa-acsta.gc.ca](https://www.catsa-acsta.gc.ca/en/publications/corporate-plan-2025-xx.xx-2029-xx.xx/financial-overview))
    - Evidence informing base-year allocation inputs; displayed values and growth are calculated: Identifies single-view equipment as a replacement population, supporting the modeled displacement mechanism rather than an observed global share.
    - Evidence informing forecast-year allocation inputs; displayed values and growth are calculated: Identifies single-view equipment as a replacement population, supporting the modeled displacement mechanism rather than an observed global share.
    - Evidence informing base-year allocation inputs; displayed values and growth are calculated: Multiview remains a planned purchasing destination at non-passenger checkpoints and Class xx.xx airports, qualifying universal CT substitution.
    - Evidence informing forecast-year allocation inputs; displayed values and growth are calculated: Multiview remains a planned purchasing destination at non-passenger checkpoints and Class xx.xx airports, qualifying universal CT substitution.
    - Evidence informing base-year allocation inputs; displayed values and growth are calculated: CT replacement is a stated major-checkpoint investment priority, subject to funding and delivery risks; this supports direction, not the modeled global share.
    - Evidence informing forecast-year allocation inputs; displayed values and growth are calculated: CT replacement is a stated major-checkpoint investment priority, subject to funding and delivery risks; this supports direction, not the modeled global share.
    - Evidence informing base-year allocation inputs; displayed values and growth are calculated: The plan includes additional screening equipment and expansion of existing hold-baggage screening capacity. Its FY2025/xx.xx capital budget is C$xx.xx across mixed activities; plans are not recognized supplier revenue.
    - Evidence informing forecast-year allocation inputs; displayed values and growth are calculated: The plan includes additional screening equipment and expansion of existing hold-baggage screening capacity. Its FY2025/xx.xx capital budget is C$xx.xx across mixed activities; plans are not recognized supplier revenue.
    - Evidence informing base-year allocation inputs; displayed values and growth are calculated: The plan distinguishes replacement of checkpoint X-ray equipment with CT and asset lifecycle renewal from additional capacity. Funding, partner timing and reprofiling qualify forecast realization.
    - Evidence informing forecast-year allocation inputs; displayed values and growth are calculated: The plan distinguishes replacement of checkpoint X-ray equipment with CT and asset lifecycle renewal from additional capacity. Funding, partner timing and reprofiling qualify forecast realization.
25. ECAC CEP Public Equipment List - Explosive Detection Systems, Update 18 April 2025
    - Evidence informing base-year allocation inputs; displayed values and growth are calculated: The April xx.xx 2025 list retains XRD xx.xx supporting the legacy commercial-category premise but not the assumed installed cohort or sales volume. ([ecac-ceac.org](https://www.ecac-ceac.org/images/activities/security/ECAC-CEP-EDS-equipment_public_list_update_20250418.pdf))
    - Evidence informing forecast-year allocation inputs; displayed values and growth are calculated: The April xx.xx 2025 list retains XRD xx.xx supporting the legacy commercial-category premise but not the assumed installed cohort or sales volume. ([ecac-ceac.org](https://www.ecac-ceac.org/images/activities/security/ECAC-CEP-EDS-equipment_public_list_update_20250418.pdf))

26. Partners - HALO X-ray Technologies Ltd

· Evidence informing base-year allocation inputs; displayed values and growth are calculated: Named airport pilots and approximately USD xx.xx and USD xx.xx development programs establish commercialization activity and program scale, not realized annual XRD equipment revenue. ([haloxray.com](https://www.haloxray.com/partners))

· Evidence informing forecast-year allocation inputs; displayed values and growth are calculated: Named airport pilots and approximately USD xx.xx and USD xx.xx development programs establish commercialization activity and program scale, not realized annual XRD equipment revenue. ([haloxray.com](https://www.haloxray.com/partners))

27. Explosives Trace Detectors (ETDs): Market Survey Report, November 2021

· Evidence informing base-year allocation inputs; displayed values and growth are calculated: Historical IONSCAN xx.xx list-price configurations around USD xx.xx-xx.xx constrain the IMS price class; they do not establish 2025 purchasing volumes or realizations. ([dhs.gov](https://dhs.gov/sites/default/files/2021-xx.xx/SAVER_Explosives%20Trace%20Detectors%20MSR_08Nov2021_Final-xx.xx.pdf))

· Evidence informing forecast-year allocation inputs; displayed values and growth are calculated: Historical IONSCAN xx.xx list-price configurations around USD xx.xx-xx.xx constrain the IMS price class; they do not establish 2025 purchasing volumes or realizations. ([dhs.gov](https://dhs.gov/sites/default/files/2021-xx.xx/SAVER_Explosives%20Trace%20Detectors%20MSR_08Nov2021_Final-xx.xx.pdf))

· Evidence informing base-year allocation inputs; displayed values and growth are calculated: The Fido X4 historical USD xx.xx list-price benchmark supports the explicit nominal-price bridge; baggage attribution and unit mix remain modeled.

· Evidence informing forecast-year allocation inputs; displayed values and growth are calculated: The Fido X4 historical USD xx.xx list-price benchmark supports the explicit nominal-price bridge; baggage attribution and unit mix remain modeled.

28. Astrotech Corporation - Form 10-K for the Fiscal Year Ended June 30, 2025

· Evidence informing base-year allocation inputs; displayed values and growth are calculated: Discloses FY2025 product and service revenue, xx.xx deployment locations, and a six-unit USD xx.xx order. These provide a price comparator and supplier-scale check, not baggage-only revenue. ([sec.gov](https://www.sec.gov/Archives/edgar/data/xx.xx/xx.xx/astc20250630_10k.htm))

· Evidence informing forecast-year allocation inputs; displayed values and growth are calculated: Discloses FY2025 product and service revenue, xx.xx deployment locations, and a six-unit USD xx.xx order. These provide a price comparator and supplier-scale check, not baggage-only revenue. ([sec.gov](https://www.sec.gov/Archives/edgar/data/xx.xx/xx.xx/astc20250630_10k.htm))

29. Astrotech Corporation - Form 10-K for the Fiscal Year Ended June 30, 2026

· Evidence informing base-year allocation inputs; displayed values and growth are calculated: Reports eight TRACER units sold in FY2025 versus three in FY2026, identifies grant-related revenue within FY2025 product revenue, and describes a potential subsidiary sale. These constrain MS attribution and forecast optimism. ([sec.gov](https://www.sec.gov/Archives/edgar/data/xx.xx/xx.xx/astc20260630_10k.htm))

· Evidence informing forecast-year allocation inputs; displayed values and growth are calculated: Reports eight TRACER units sold in FY2025 versus three in FY2026, identifies grant-related revenue within FY2025 product revenue, and describes a potential subsidiary sale. These constrain MS attribution and forecast optimism. ([sec.gov](https://www.sec.gov/Archives/edgar/data/xx.xx/xx.xx/astc20260630_10k.htm))

30. Liquid Explosive Detector, Bottle Liquid Scanner, Insight - Agilent

· Evidence informing base-year allocation inputs; displayed values and growth are calculated: Identifies Raman-based airport resolution products and dated September 2025 launch and May 2026 contract announcements. Supports category continuity and adoption premises, not global unit or revenue shares. ([agilent.com](https://www.agilent.com/en/product/molecular-spectroscopy/raman-spectroscopy/raman-aviation-security-systems/insight-series-alarm-resolution-systems))

· Evidence informing forecast-year allocation inputs; displayed values and growth are calculated: Identifies Raman-based airport resolution products and dated September 2025 launch and May 2026 contract announcements. Supports category continuity and adoption premises, not global unit or revenue shares. ([agilent.com](https://www.agilent.com/en/product/molecular-spectroscopy/raman-spectroscopy/raman-aviation-security-systems/insight-series-alarm-resolution-systems))

31. Bottle Liquid Scanner for Sale from China - Securina

· Evidence informing base-year allocation inputs; displayed values and growth are calculated: Positions microwave-based liquid-screening products for airports and customs. Supports commercial classification only; prices, authorization and purchasing weights remain assumptions. ([securinadetection.com](https://www.securinadetection.com/Bottle-Liquid-Scanner-Manufacturer-China.html))

· Evidence informing forecast-year allocation inputs; displayed values and growth are calculated: Positions microwave-based liquid-screening products for airports and customs. Supports commercial classification only; prices, authorization and purchasing weights remain assumptions. ([securinadetection.com](https://www.securinadetection.com/Bottle-Liquid-Scanner-Manufacturer-China.html))

32. Quick, Accurate Threat-Detection Scanner for Liquid, Aerosol, and Gels Eases and Secures Air Travel Worldwide

· Evidence informing base-year allocation inputs; displayed values and growth are calculated: Identifies LS10 as a complete commercial liquid scanner combining RF and ultrasonic capabilities, supporting nonduplicative complete-product attribution. ([battelle.org](https://www.battelle.org/insights/case-studies/case-study-details/quick-accurate-threat-detection-scanner-for-liquid-aerosol-and-gels-eases-and-secures-air-travel-worldwide))

· Evidence informing forecast-year allocation inputs; displayed values and growth are calculated: Identifies LS10 as a complete commercial liquid scanner combining RF and ultrasonic capabilities, supporting nonduplicative complete-product attribution. ([battelle.org](https://www.battelle.org/insights/case-studies/case-study-details/quick-accurate-threat-detection-scanner-for-liquid-aerosol-and-gels-eases-and-secures-air-travel-worldwide))

33. ECAC CEP Public Equipment List - Liquid Explosive Detection Systems, Update 10 July 2025

· Evidence informing base-year allocation inputs; displayed values and growth are calculated: The July xx.xx 2025 list includes One Resonance Sensors MobiLab BLS. This supports retained listed status for a named product, not active supply, paid installed stock or observed receipts. ([ecac-ceac.org](https://www.ecac-ceac.org/images/activities/security/ECAC-CEP-LEDS%20equipment%20public%20list-update%xx.xx-xx.xx-rev1.pdf))

· Evidence informing forecast-year allocation inputs; displayed values and growth are calculated: The July xx.xx 2025 list includes One Resonance Sensors MobiLab BLS. This supports retained listed status for a named product, not active supply, paid installed stock or observed receipts. ([ecac-ceac.org](https://www.ecac-ceac.org/images/activities/security/ECAC-CEP-LEDS%20equipment%20public%20list-update%xx.xx-xx.xx-rev1.pdf))

34. MobiLab BLS Bottled Liquid Scanner Endorsed By European Civil Aviation Conference

· Evidence informing base-year allocation inputs; displayed values and growth are calculated: The company's May xx.xx 2014 announcement identifies MobiLab BLS as an NMR-based airport liquid scanner and states that orders were being accepted. Establishes historical commercial offering, not 2025 deliveries. ([prnewswire.com](https://www.prnewswire.com/news-releases/mobilab-bls-bottled-liquid-scanner-endorsed-by-european-civil-aviation-conference-xx.xx.html))

· Evidence informing forecast-year allocation inputs; displayed values and growth are calculated: The company's May xx.xx 2014 announcement identifies MobiLab BLS as an NMR-based airport liquid scanner and states that orders were being accepted. Establishes historical commercial offering, not 2025 deliveries. ([prnewswire.com](https://www.prnewswire.com/news-releases/mobilab-bls-bottled-liquid-scanner-endorsed-by-european-civil-aviation-conference-xx.xx.html))

35. SafePointe BLS Powered by ORS - Bottled Liquid Explosives Detection Solution

· Evidence informing base-year allocation inputs; displayed values and growth are calculated: The branded supplier brochure documents an ORS-powered bottled-liquid product channel. Its availability does not establish current orders or support continuity; it supports only the legacy-channel modeling premise. ([uploads-ssl.webflow.com](https://uploads-ssl.webflow.com/608330bcae48962bf6d7ff37/6149f80be6c30d34b5e3debe_BLS-Flyer-Compressed.pdf))

· Evidence informing forecast-year allocation inputs; displayed values and growth are calculated: The branded supplier brochure documents an ORS-powered bottled-liquid product channel. Its availability does not establish current orders or support continuity; it supports only the legacy-channel modeling premise. ([uploads-ssl.webflow.com](https://uploads-ssl.webflow.com/608330bcae48962bf6d7ff37/6149f80be6c30d34b5e3debe_BLS-Flyer-Compressed.pdf))

36. Florida Division of Corporations - One Resonance Sensors, LLC, Entity Detail

· Evidence informing base-year allocation inputs; displayed values and growth are calculated: The official registry records One Resonance Sensors, LLC as inactive following administrative dissolution on September xx.xx 2019. This counterevidence constrains continuity assumptions but does not prove zero surviving product support. ([search.sunbiz.org](https://search.sunbiz.org/Inquiry/CorporationSearch/SearchResultDetail?aggregateId=flal-l11000122986-c57f60b3-690d-4c87-836a-9aeb045075e8&directionType=CurrentList&inquirytype=EntityName&listNameOrder=ONERESONANCESENSORS+L110001229860&searchNameOrder=ONERESONANCESENSORS+L110001229860&searchTerm=ONE+RED+AMPERSAND+LLC))

· Evidence informing forecast-year allocation inputs; displayed values and growth are calculated: The official registry records One Resonance Sensors, LLC as inactive following administrative dissolution on September xx.xx 2019. This counterevidence constrains continuity assumptions but does not prove zero surviving product support. ([search.sunbiz.org](https://search.sunbiz.org/Inquiry/CorporationSearch/SearchResultDetail?aggregateId=flal-l11000122986-c57f60b3-690d-4c87-836a-9aeb045075e8&directionType=CurrentList&inquirytype=EntityName&listNameOrder=ONERESONANCESENSORS+L110001229860&searchNameOrder=ONERESONANCESENSORS+L110001229860&searchTerm=ONE+RED+AMPERSAND+LLC))

37. Explosive Detection - Teledyne FLIR Defense

· Evidence informing base-year allocation inputs; displayed values and growth are calculated: Lists offered Fido X-series products and service support, supporting commercial offering continuity only, not airport-specific eligibility or sales weights. ([flir.com](https://www.flir.com/threat-detection/explosives/))

· Evidence informing forecast-year allocation inputs; displayed values and growth are calculated: Lists offered Fido X-series products and service support, supporting commercial offering continuity only, not airport-specific eligibility or sales weights. ([flir.com](https://www.flir.com/threat-detection/explosives/))

38. Scintrex Trace E3500 Explosive Trace Detection Unit - SecurityPro USA

· Evidence informing base-year allocation inputs; displayed values and growth are calculated: The distributor offers E3500 chemiluminescence equipment and identifies customs/border applications. Supports a commercial category lead, not measured airport purchasing or the assumed price. ([securityprousa.com](https://www.securityprousa.com/collections/explosive-detection/products/scintrex-trace-e3500-explosive-trace-detection-unit))

· Evidence informing forecast-year allocation inputs; displayed values and growth are calculated: The distributor offers E3500 chemiluminescence equipment and identifies customs/border applications. Supports a commercial category lead, not measured airport purchasing or the assumed price. ([securityprousa.com](https://www.securityprousa.com/collections/explosive-detection/products/scintrex-trace-e3500-explosive-trace-detection-unit))

39. Portable Explosive Detector - Trace Detector EVD-3000+

- Evidence informing base-year allocation inputs; displayed values and growth are calculated: The distributor offers EVD-xx.xx+ thermo-redox equipment. Supports offered-product classification, not airport authorization, purchasing volume or the modeled realization. ([securityprousa.com](https://www.securityprousa.com/products/scintrex-trace-evd-xx.xx-portable-trace-detection-unit))
- Evidence informing forecast-year allocation inputs; displayed values and growth are calculated: The distributor offers EVD-xx.xx+ thermo-redox equipment. Supports offered-product classification, not airport authorization, purchasing volume or the modeled realization. ([securityprousa.com](https://www.securityprousa.com/products/scintrex-trace-evd-xx.xx-portable-trace-detection-unit))

40. CATSA's Purchase Order Terms and Conditions

- Evidence informing base-year allocation inputs; displayed values and growth are calculated: Contract terms constrain maintenance, parts and consumables escalation, qualifying unrestricted aftermarket pricing assumptions in the projection lifecycle model. ([catsa-acsta.gc.ca](https://www.catsa-acsta.gc.ca/en/publications/catsa-s-purchase-order-terms-and-conditions))
- Evidence informing forecast-year allocation inputs; displayed values and growth are calculated: Contract terms constrain maintenance, parts and consumables escalation, qualifying unrestricted aftermarket pricing assumptions in the projection lifecycle model. ([catsa-acsta.gc.ca](https://www.catsa-acsta.gc.ca/en/publications/catsa-s-purchase-order-terms-and-conditions))
- Evidence informing base-year allocation inputs; displayed values and growth are calculated: Contractual price limits constrain the pricing premise, but do not verify CT-specific global support receipts.
- Evidence informing forecast-year allocation inputs; displayed values and growth are calculated: Contractual price limits constrain the pricing premise, but do not verify CT-specific global support receipts.
- Evidence informing base-year allocation inputs; displayed values and growth are calculated: Maintenance and consumable escalation limits qualify the trace-platform pricing assumption rather than establishing the modeled IMS share.
- Evidence informing forecast-year allocation inputs; displayed values and growth are calculated: Maintenance and consumable escalation limits qualify the trace-platform pricing assumption rather than establishing the modeled IMS share.
- Evidence informing base-year allocation inputs; displayed values and growth are calculated: The pre-existing-software clause grants broad license rights without transferring ownership; proprietary ownership alone therefore cannot establish the Closed revenue numerator. ([catsa-acsta.gc.ca](https://www.catsa-acsta.gc.ca/en/publications/catsa-s-purchase-order-terms-and-conditions))
- Evidence informing forecast-year allocation inputs; displayed values and growth are calculated: The pre-existing-software clause grants broad license rights without transferring ownership; proprietary ownership alone therefore cannot establish the Closed revenue numerator. ([catsa-acsta.gc.ca](https://www.catsa-acsta.gc.ca/en/publications/catsa-s-purchase-order-terms-and-conditions))
- Evidence informing base-year allocation inputs; displayed values and growth are calculated: Software modification rights are not themselves proof of standards-based interfaces or independent component substitution; supports conservative classification. ([catsa-acsta.gc.ca](https://www.catsa-acsta.gc.ca/en/publications/catsa-s-purchase-order-terms-and-conditions))
- Evidence informing forecast-year allocation inputs; displayed values and growth are calculated: Software modification rights are not themselves proof of standards-based interfaces or independent component substitution; supports conservative classification. ([catsa-acsta.gc.ca](https://www.catsa-acsta.gc.ca/en/publications/catsa-s-purchase-order-terms-and-conditions))

41. Liquids Scanner for Airport Security - UC Davis
    - Evidence informing base-year allocation inputs; displayed values and growth are calculated: The February xx.xx 2011 account establishes a development contract and licensing relationship. Its development allocation is excluded from 2025 receipts and does not establish a surviving commercial cohort. ([ucdavis.edu](https://www.ucdavis.edu/news/liquids-scanner-airport-security))
    - Evidence informing forecast-year allocation inputs; displayed values and growth are calculated: The February xx.xx 2011 account establishes a development contract and licensing relationship. Its development allocation is excluded from 2025 receipts and does not establish a surviving commercial cohort. ([ucdavis.edu](https://www.ucdavis.edu/news/liquids-scanner-airport-security))
42. Open Architecture for Airport Security Systems, Second Edition
    - Evidence informing base-year allocation inputs; displayed values and growth are calculated: Distinguishes proprietary integration from interoperable connections, supporting the category boundary rather than an observed revenue share. ([aci-europe.org](https://aci-europe.org/downloads/resources/Open%20Architecture%20for%20Airport%20Security%20Systems%202nd%20Edition.pdf))
    - Evidence informing forecast-year allocation inputs; displayed values and growth are calculated: Distinguishes proprietary integration from interoperable connections, supporting the category boundary rather than an observed revenue share. ([aci-europe.org](https://aci-europe.org/downloads/resources/Open%20Architecture%20for%20Airport%20Security%20Systems%202nd%20Edition.pdf))
    - Evidence informing base-year allocation inputs; displayed values and growth are calculated: Integration does not guarantee interoperability; this constrains attribution of vendor-mediated configurations. ([aci-europe.org](https://aci-europe.org/downloads/resources/Open%20Architecture%20for%20Airport%20Security%20Systems%202nd%20Edition.pdf))
    - Evidence informing forecast-year allocation inputs; displayed values and growth are calculated: Integration does not guarantee interoperability; this constrains attribution of vendor-mediated configurations. ([aci-europe.org](https://aci-europe.org/downloads/resources/Open%20Architecture%20for%20Airport%20Security%20Systems%202nd%20Edition.pdf))
    - Evidence informing base-year allocation inputs; displayed values and growth are calculated: Allows identified partial compliance and discusses accountable integration responsibilities; supports scoped open attribution, not whole-purchase reclassification. ([aci-europe.org](https://aci-europe.org/downloads/resources/Open%20Architecture%20for%20Airport%20Security%20Systems%202nd%20Edition.pdf))
    - Evidence informing forecast-year allocation inputs; displayed values and growth are calculated: Allows identified partial compliance and discusses accountable integration responsibilities; supports scoped open attribution, not whole-purchase reclassification. ([aci-europe.org](https://aci-europe.org/downloads/resources/Open%20Architecture%20for%20Airport%20Security%20Systems%202nd%20Edition.pdf))

43. CATSA 2025 Annual Report - Overview of Activities

- Evidence informing base-year allocation inputs; displayed values and growth are calculated: Reports xx.xx CATSA Plus lines across xx.xx airports serving more than xx.xx% of passengers in 2024/xx.xx; provides an independent integration-activity check, not a direct value allocation. ([catsa-acsta.gc.ca](https://www.catsa-acsta.gc.ca/en/publications/2025-annual-report/overview-activities))
- Evidence informing forecast-year allocation inputs; displayed values and growth are calculated: Reports xx.xx CATSA Plus lines across xx.xx airports serving more than xx.xx% of passengers in 2024/xx.xx; provides an independent integration-activity check, not a direct value allocation. ([catsa-acsta.gc.ca](https://www.catsa-acsta.gc.ca/en/publications/2025-annual-report/overview-activities))
- Evidence informing base-year allocation inputs; displayed values and growth are calculated: The reported modernized passenger coverage constrains an assumption of universally standalone activity, while leaving commercial architecture and revenue attribution unresolved. ([catsa-acsta.gc.ca](https://www.catsa-acsta.gc.ca/en/publications/2025-annual-report/overview-activities))
- Evidence informing forecast-year allocation inputs; displayed values and growth are calculated: The reported modernized passenger coverage constrains an assumption of universally standalone activity, while leaving commercial architecture and revenue attribution unresolved. ([catsa-acsta.gc.ca](https://www.catsa-acsta.gc.ca/en/publications/2025-annual-report/overview-activities))
- Evidence informing forecast-year allocation inputs; displayed values and growth are calculated: The annual report identifies enhanced non-passenger requirements and implementation planned from spring 2025. This supports a conditional modernization premise, not the modeled global uptake factor.
- Evidence informing base-year allocation inputs; displayed values and growth are calculated: Reports xx.xx CATSA Plus lines and more than xx.xx% passenger coverage in 2024/xx.xx; provides a Canadian adoption comparator, not a global local-review revenue weight. ([catsa-acsta.gc.ca](https://www.catsa-acsta.gc.ca/en/publications/2025-annual-report/overview-activities))
- Evidence informing forecast-year allocation inputs; displayed values and growth are calculated: Reports xx.xx CATSA Plus lines and more than xx.xx% passenger coverage in 2024/xx.xx; provides a Canadian adoption comparator, not a global local-review revenue weight. ([catsa-acsta.gc.ca](https://www.catsa-acsta.gc.ca/en/publications/2025-annual-report/overview-activities))
- Evidence informing base-year allocation inputs; displayed values and growth are calculated: Identifies remote screening within CATSA Plus and quantifies deployment; constrains the commercial-adoption premise but does not establish each review room's location. ([catsa-acsta.gc.ca](https://www.catsa-acsta.gc.ca/en/publications/2025-annual-report/overview-activities))
- Evidence informing forecast-year allocation inputs; displayed values and growth are calculated: Identifies remote screening within CATSA Plus and quantifies deployment; constrains the commercial-adoption premise but does not establish each review room's location. ([catsa-acsta.gc.ca](https://www.catsa-acsta.gc.ca/en/publications/2025-annual-report/overview-activities))
- Evidence informing base-year allocation inputs; displayed values and growth are calculated: Deployment coverage constrains the addressable network-enabled pool; it does not disclose hybrid contracts or justify the modeled hybrid percentage. ([catsa-acsta.gc.ca](https://www.catsa-acsta.gc.ca/en/publications/2025-annual-report/overview-activities))
- Evidence informing forecast-year allocation inputs; displayed values and growth are calculated: Deployment coverage constrains the addressable network-enabled pool; it does not disclose hybrid contracts or justify the modeled hybrid percentage. ([catsa-acsta.gc.ca](https://www.catsa-acsta.gc.ca/en/publications/2025-annual-report/overview-activities))

44. CATSA - Beyond the Checkpoint, December 2025

- Evidence informing base-year allocation inputs; displayed values and growth are calculated: Reports xx.xx operational CT machines at eight airports and a modular-line average of xx.xx passengers per hour versus xx.xx for traditional multi-split lines; supports the bounded throughput-to-unit bridge and phased-deployment premise. ([catsa-acsta.gc.ca](https://www.catsa-acsta.gc.ca/en/about-us/beyond-checkpoint-2025-december))
- Evidence informing forecast-year allocation inputs; displayed values and growth are calculated: Reports xx.xx operational CT machines at eight airports and a modular-line average of xx.xx passengers per hour versus xx.xx for traditional multi-split lines; supports the bounded throughput-to-unit bridge and phased-deployment premise. ([catsa-acsta.gc.ca](https://www.catsa-acsta.gc.ca/en/about-us/beyond-checkpoint-2025-december))

45. Smiths Detection Delivers Fully Automated International Remote Baggage Screening System Between South Korea and the United States

- Evidence informing base-year allocation inputs; displayed values and growth are calculated: The January xx.xx 2026 disclosure identifies xx.xx software licenses and DICOS V3.xx.xx exchange, and dates operational service to August 2025. Supports commercial standards-based activity and forecast feasibility, not an observed global share or a confirmed 2025 license inventory. ([smithsdetection.com](https://www.smithsdetection.com/press-releases/smiths-detection-delivers-fully-automated-international-remote-baggage-screening-system-between-south-korea-and-the-united-states/))
- Evidence informing forecast-year allocation inputs; displayed values and growth are calculated: The January xx.xx 2026 disclosure identifies xx.xx software licenses and DICOS V3.xx.xx exchange, and dates operational service to August 2025. Supports commercial standards-based activity and forecast feasibility, not an observed global share or a confirmed 2025 license inventory. ([smithsdetection.com](https://www.smithsdetection.com/press-releases/smiths-detection-delivers-fully-automated-international-remote-baggage-screening-system-between-south-korea-and-the-united-states/))

46. SeeTrue Marks Milestone with Over 100 X-ray Checkpoint Installations of Advanced AI-Based Threat Detection Software

- Evidence informing base-year allocation inputs; displayed values and growth are calculated: The December xx.xx 2024 announcement reports the 100th operational screening lane across airports and other sectors. Provides a limited commercial-adoption scale check; it is neither airport-only nor a census of standards-based entitlements. ([seetrue.ai](https://www.seetrue.ai/seetrue-marks-milestone-with-over-xx.xx-x-ray-checkpoint-installations-of-advanced-ai-based-threat-detection-software/))
- Evidence informing forecast-year allocation inputs; displayed values and growth are calculated: The December xx.xx 2024 announcement reports the 100th operational screening lane across airports and other sectors. Provides a limited commercial-adoption scale check; it is neither airport-only nor a census of standards-based entitlements. ([seetrue.ai](https://www.seetrue.ai/seetrue-marks-milestone-with-over-xx.xx-x-ray-checkpoint-installations-of-advanced-ai-based-threat-detection-software/))

47. Scarabee's Checkpoint Property Screening System to be deployed at DEN

- Evidence informing base-year allocation inputs; displayed values and growth are calculated: Describes a xx.xx-lane Denver award combining Scarabee lanes with Smiths scanners. Corroborates a commercial mixed-supplier integration route; an award is not realized annual revenue or proof of unrestricted interoperability. ([daifukuatec.com](https://daifukuatec.com/news/scarabees-checkpoint-property-screening-system-to-be-deployed-at-den))
- Evidence informing forecast-year allocation inputs; displayed values and growth are calculated: Describes a xx.xx-lane Denver award combining Scarabee lanes with Smiths scanners. Corroborates a commercial mixed-supplier integration route; an award is not realized annual revenue or proof of unrestricted interoperability. ([daifukuatec.com](https://daifukuatec.com/news/scarabees-checkpoint-property-screening-system-to-be-deployed-at-den))

48. CATSA Annual Report 2024 - Management's Discussion and Analysis

- Evidence informing base-year allocation inputs; displayed values and growth are calculated: FY2023/xx.xx pre-board capital appropriations used of C$xx.xx provide the second period in the non-passenger-to-cabin purchasing comparison.
- Evidence informing base-year allocation inputs; displayed values and growth are calculated: FY2023/xx.xx non-passenger capital appropriations used of C$xx.xx enter the two-period activity proxy; they do not identify the property-only fraction.
- Evidence informing forecast-year allocation inputs; displayed values and growth are calculated: FY2023/xx.xx non-passenger capital appropriations used of C$xx.xx enter the two-period activity proxy; they do not identify the property-only fraction.

49. Smiths Detection confirm order of 91 advanced scanners for new terminals at Moscow Sheremetyevo International Airport
    - Evidence informing base-year allocation inputs; displayed values and growth are calculated: The dated airport deployment includes xx.xx entrance baggage systems and xx.xx cabin-checkpoint systems. Their ratio supplies a historical relative-density proxy, subsequently discounted for assumed global coverage.
    - Evidence informing forecast-year allocation inputs; displayed values and growth are calculated: The dated airport deployment includes xx.xx entrance baggage systems and xx.xx cabin-checkpoint systems. Their ratio supplies a historical relative-density proxy, subsequently discounted for assumed global coverage.
50. Cochin International Airport Selects Smiths Detection's CTX 9800 for Next-Generation Hold Baggage Screening
    - Evidence informing base-year allocation inputs; displayed values and growth are calculated: The May 2017 deployment identifies xx.xx customs baggage systems alongside four hold-baggage systems. This supports the customs-intensive historical configuration proxy, not current global fleet or revenue observations.
    - Evidence informing forecast-year allocation inputs; displayed values and growth are calculated: The May 2017 deployment identifies xx.xx customs baggage systems alongside four hold-baggage systems. This supports the customs-intensive historical configuration proxy, not current global fleet or revenue observations.
51. CATSA Functions, Programs and Activities
    - Evidence informing base-year allocation inputs; displayed values and growth are calculated: Hold-baggage activities include equipment purchase, baggage-handling integration and equipment maintenance, supporting the checked-baggage capital and lifecycle boundary.
    - Evidence informing forecast-year allocation inputs; displayed values and growth are calculated: Hold-baggage activities include equipment purchase, baggage-handling integration and equipment maintenance, supporting the checked-baggage capital and lifecycle boundary.
    - Evidence informing base-year allocation inputs; displayed values and growth are calculated: Non-passenger screening covers airport workers and their belongings; only attributable property-screening offerings enter this allocation.
    - Evidence informing forecast-year allocation inputs; displayed values and growth are calculated: Non-passenger screening covers airport workers and their belongings; only attributable property-screening offerings enter this allocation.
52. Fraport TAV Antalya Airport - About the security control itself
    - Evidence informing base-year allocation inputs; displayed values and growth are calculated: The airport operator distinguishes terminal-entry security from a subsequent checkpoint. This supports a separate entrance-screening mission while providing no global prevalence or spending share.
    - Evidence informing forecast-year allocation inputs; displayed values and growth are calculated: The airport operator distinguishes terminal-entry security from a subsequent checkpoint. This supports a separate entrance-screening mission while providing no global prevalence or spending share.
53. EMSD VoiceLink, Issue 79, June 2026 - EMSD Provides Comprehensive Support for Terminal 2 Commissioning
    - Evidence informing forecast-year allocation inputs; displayed values and growth are calculated: The June 2026 account identifies baggage-and-parcel equipment procurement and installation for the customs authority at Terminal xx.xx. It supports a separate commissioning mission but does not isolate baggage expenditure.
54. GAO-26-107811 - Guam: Considerations for Evaluating Alternative Customs Models and Potential Economic Effects
    - Evidence informing base-year allocation inputs; displayed values and growth are calculated: The audit identifies two historical airport-customs baggage systems inactive for years and delayed replacement procurement. This challenges conversion of installed stock or acknowledged need directly into annual equipment and support revenue.
    - Evidence informing forecast-year allocation inputs; displayed values and growth are calculated: The audit identifies two historical airport-customs baggage systems inactive for years and delayed replacement procurement. This challenges conversion of installed stock or acknowledged need directly into annual equipment and support revenue.

55. Bennet, Moran, Van Hollen, Boozman Introduce Bill to Bolster Aviation Safety
    - Evidence informing base-year allocation inputs; displayed values and growth are calculated: The July xx.xx 2025 official release identifies xx.xx U.S. screening lanes, used as agency purchasing-exposure calibration rather than observed annual equipment sales.
    - Evidence informing forecast-year allocation inputs; displayed values and growth are calculated: The July xx.xx 2025 official release identifies xx.xx U.S. screening lanes, used as agency purchasing-exposure calibration rather than observed annual equipment sales.
56. Bank of Canada - Annual exchange rates
    - Evidence informing base-year allocation inputs; displayed values and growth are calculated: Annual exchange-rate observations support the inherited fiscal-period approximation of xx.xx Canadian dollars per U.S. dollar; this is not a transaction-weighted exchange rate.
    - Evidence informing forecast-year allocation inputs; displayed values and growth are calculated: Annual exchange-rate observations support the inherited fiscal-period approximation of xx.xx Canadian dollars per U.S. dollar; this is not a transaction-weighted exchange rate.
57. Japan’s leading airline revolutionizes check in experience with new Smiths Detection technology
    - Evidence informing base-year allocation inputs; displayed values and growth are calculated: The August 2023 announcement identifies JAL as customer for five screening ecosystems and reports xx.xx deployed iLane units across Japan. These are historical commercial-stock anchors, not an airline-only fleet or 2025 sales observation.
    - Evidence informing forecast-year allocation inputs; displayed values and growth are calculated: The August 2023 announcement identifies JAL as customer for five screening ecosystems and reports xx.xx deployed iLane units across Japan. These are historical commercial-stock anchors, not an airline-only fleet or 2025 sales observation.
58. Narita International Airport anticipates threats with integrated solutions
    - Evidence informing base-year allocation inputs; displayed values and growth are calculated: Identifies Narita airport as a screening-technology customer and describes xx.xx lane-related installations, qualifying any assumption that the supplier's Japanese installed stock was purchased entirely by airlines.
    - Evidence informing forecast-year allocation inputs; displayed values and growth are calculated: Identifies Narita airport as a screening-technology customer and describes xx.xx lane-related installations, qualifying any assumption that the supplier's Japanese installed stock was purchased entirely by airlines.
59. MLIT - 保安検査の実施主体が変わります！ - June 27, 2025
    - Evidence informing forecast-year allocation inputs; displayed values and growth are calculated: The June xx.xx 2025 announcement targets transfer of security-screening responsibility from airlines to airport managers, with leading cases targeted in FY2026. Supports a conditional reduction in airline purchasing, not an observed contract-transfer percentage.
    - Evidence informing forecast-year allocation inputs; displayed values and growth are calculated: The transfer direction supports modeled airport-manager purchasing gains. Continued shared financing does not imply equal purchasing shares.
60. ICTS International N.V. - Annual Report for the year ended December 31, 2025
    - Evidence informing base-year allocation inputs; displayed values and growth are calculated: Discloses USD xx.xx company-wide property/equipment purchases and USD xx.xx airport-security revenue in 2025. Supports an asset-light purchasing-intensity proxy; the in-scope fraction and global expansion remain assumptions.
    - Evidence informing forecast-year allocation inputs; displayed values and growth are calculated: Discloses USD xx.xx company-wide property/equipment purchases and USD xx.xx airport-security revenue in 2025. Supports an asset-light purchasing-intensity proxy; the in-scope fraction and global expansion remain assumptions.

61. EU Publications Office - Purchase and maintenance of non-intrusive X-ray inspection equipment for baggage and air cargo volume control
    - Evidence informing base-year allocation inputs; displayed values and growth are calculated: Identifies Autoridade Tributária e Aduaneira as buyer and reports a 2026 award of EUR xx.xx across four lots for baggage/air-cargo inspection equipment and maintenance. Provides a buyer-role and commercial-scale comparator, not 2025 baggage-only annual expenditure.
    - Evidence informing forecast-year allocation inputs; displayed values and growth are calculated: Identifies Autoridade Tributária e Aduaneira as buyer and reports a 2026 award of EUR xx.xx across four lots for baggage/air-cargo inspection equipment and maintenance. Provides a buyer-role and commercial-scale comparator, not 2025 baggage-only annual expenditure.
62. ACI World - Busiest Airports in the World
    - Evidence informing base-year allocation inputs; displayed values and growth are calculated: Reports approximately xx.xx international airport passenger movements in 2025. Half provides an approximate arrival-movement scale check before transfer exclusions, not a customs examination or equipment-purchasing weight.
    - Evidence informing forecast-year allocation inputs; displayed values and growth are calculated: Reports approximately xx.xx international airport passenger movements in 2025. Half provides an approximate arrival-movement scale check before transfer exclusions, not a customs examination or equipment-purchasing weight.
63. Heathrow announces £2.3bn accelerated investment plan to upgrade the UK's international gateway to growth
    - Evidence informing base-year allocation inputs; displayed values and growth are calculated: Reports GBP xx.xx invested in security-lane upgrades during 2024, supporting material airport-directed purchasing. Broader infrastructure obligations and historical timing prevent treating the amount as 2025 in-scope market receipts.
    - Evidence informing forecast-year allocation inputs; displayed values and growth are calculated: Reports GBP xx.xx invested in security-lane upgrades during 2024, supporting material airport-directed purchasing. Broader infrastructure obligations and historical timing prevent treating the amount as 2025 in-scope market receipts.
64. Fraport Assumes Responsibility for Aviation Security Checks at Frankfurt Airport
    - Evidence informing base-year allocation inputs; displayed values and growth are calculated: Documents Fraport's checkpoint-management responsibility from January 2023, six initial CT-equipped lanes and three contracted screening providers. Supports distinguishing an airport commissioning role from regulator oversight and contracted screening labor.
    - Evidence informing forecast-year allocation inputs; displayed values and growth are calculated: Documents Fraport's checkpoint-management responsibility from January 2023, six initial CT-equipped lanes and three contracted screening providers. Supports distinguishing an airport commissioning role from regulator oversight and contracted screening labor.
65. Advanced Cabin Baggage Screening - Computed Tomography Implementation Guide
    - Evidence informing base-year allocation inputs; displayed values and growth are calculated: Distinguishes standalone CT, including equipment-local conveyance, from integrated screening-lane configurations; supports attribution boundaries, not a revenue weight.
    - Evidence informing forecast-year allocation inputs; displayed values and growth are calculated: Distinguishes standalone CT, including equipment-local conveyance, from integrated screening-lane configurations; supports attribution boundaries, not a revenue weight.
    - Evidence informing base-year allocation inputs; displayed values and growth are calculated: Identifies automated tray-return and automated screening-lane integration as commercially distinct configurations; supports the lane-integrated category definition.
    - Evidence informing forecast-year allocation inputs; displayed values and growth are calculated: Identifies automated tray-return and automated screening-lane integration as commercially distinct configurations; supports the lane-integrated category definition.

66. GAO-12-266 - Checked Baggage Screening: TSA Has Deployed Optimal Systems at the Majority of TSA-Regulated Airports, but Could Strengthen Cost Estimates

- Evidence informing base-year allocation inputs; displayed values and growth are calculated: The December 2011 table reports xx.xx standalone EDS alongside xx.xx in-line EDS; this historical machine-count comparator constrains, but does not determine, the current global allocation.
- Evidence informing forecast-year allocation inputs; displayed values and growth are calculated: The December 2011 table reports xx.xx standalone EDS alongside xx.xx in-line EDS; this historical machine-count comparator constrains, but does not determine, the current global allocation.
- Evidence informing base-year allocation inputs; displayed values and growth are calculated: Reports xx.xx in-line EDS across xx.xx in-line systems and distinguishes equipment counts from integrated-system counts; supports the historical configuration bridge.
- Evidence informing forecast-year allocation inputs; displayed values and growth are calculated: Reports xx.xx in-line EDS across xx.xx in-line systems and distinguishes equipment counts from integrated-system counts; supports the historical configuration bridge.

67. Smiths Detection selected as security technology provider to International Airport Heraklion Crete

- Evidence informing base-year allocation inputs; displayed values and growth are calculated: The September xx.xx 2025 announcement identifies eight cabin CT scanners and eight automated tray-return systems for Heraklion, with installation planned across late 2025 and mid-2026; supports ongoing integrated procurement, not realized annual revenue.
- Evidence informing forecast-year allocation inputs; displayed values and growth are calculated: The September xx.xx 2025 announcement identifies eight cabin CT scanners and eight automated tray-return systems for Heraklion, with installation planned across late 2025 and mid-2026; supports ongoing integrated procurement, not realized annual revenue.

68. Centralised Image Processing: The Impact on Security Checkpoints

- Evidence informing base-year allocation inputs; displayed values and growth are calculated: Distinguishes checkpoint-local image review from separate-room arrangements; supports retaining networked local activity rather than automatically assigning it to remote review. ([casra.ch](https://casra.ch/wp-content/uploads/2021/xx.xx/Kuhn-2017.-Centralised-image-processing.pdf))
- Evidence informing forecast-year allocation inputs; displayed values and growth are calculated: Distinguishes checkpoint-local image review from separate-room arrangements; supports retaining networked local activity rather than automatically assigning it to remote review. ([casra.ch](https://casra.ch/wp-content/uploads/2021/xx.xx/Kuhn-2017.-Centralised-image-processing.pdf))
- Evidence informing base-year allocation inputs; displayed values and growth are calculated: Describes separate screening rooms and established remote hold-baggage review at larger airports; supports the cohort-maturity premise, not a numerical global share. ([casra.ch](https://casra.ch/wp-content/uploads/2021/xx.xx/Kuhn-2017.-Centralised-image-processing.pdf))
- Evidence informing forecast-year allocation inputs; displayed values and growth are calculated: Describes separate screening rooms and established remote hold-baggage review at larger airports; supports the cohort-maturity premise, not a numerical global share. ([casra.ch](https://casra.ch/wp-content/uploads/2021/xx.xx/Kuhn-2017.-Centralised-image-processing.pdf))
- Evidence informing base-year allocation inputs; displayed values and growth are calculated: Describes combined checkpoint and remote-room arrangements, establishing a mixed-location commercial configuration without measuring its prevalence or price. ([casra.ch](https://casra.ch/wp-content/uploads/2021/xx.xx/Kuhn-2017.-Centralised-image-processing.pdf))
- Evidence informing forecast-year allocation inputs; displayed values and growth are calculated: Describes combined checkpoint and remote-room arrangements, establishing a mixed-location commercial configuration without measuring its prevalence or price. ([casra.ch](https://casra.ch/wp-content/uploads/2021/xx.xx/Kuhn-2017.-Centralised-image-processing.pdf))

69. Annual Report 2024 - CATSA's Operating Environment

- Evidence informing base-year allocation inputs; displayed values and growth are calculated: Reports xx.xx CATSA Plus lines and more than xx.xx% passenger coverage in 2023/xx.xx providing the historical comparison rather than a global location allocation. ([catsa-acsta.gc.ca](https://www.catsa-acsta.gc.ca/en/publications/catsa-s-operating-environment))
- Evidence informing forecast-year allocation inputs; displayed values and growth are calculated: Reports xx.xx CATSA Plus lines and more than xx.xx% passenger coverage in 2023/xx.xx providing the historical comparison rather than a global location allocation. ([catsa-acsta.gc.ca](https://www.catsa-acsta.gc.ca/en/publications/catsa-s-operating-environment))
- Evidence informing base-year allocation inputs; displayed values and growth are calculated: Together with the subsequent annual report, supports a seven-line deployment increase without a corresponding increase in reported passenger coverage. ([catsa-acsta.gc.ca](https://www.catsa-acsta.gc.ca/en/publications/catsa-s-operating-environment))
- Evidence informing forecast-year allocation inputs; displayed values and growth are calculated: Together with the subsequent annual report, supports a seven-line deployment increase without a corresponding increase in reported passenger coverage. ([catsa-acsta.gc.ca](https://www.catsa-acsta.gc.ca/en/publications/catsa-s-operating-environment))
- Evidence informing base-year allocation inputs; displayed values and growth are calculated: Provides a historical network-enabled deployment anchor, while leaving the physical mixed-location contract share unmeasured. ([catsa-acsta.gc.ca](https://www.catsa-acsta.gc.ca/en/publications/catsa-s-operating-environment))
- Evidence informing forecast-year allocation inputs; displayed values and growth are calculated: Provides a historical network-enabled deployment anchor, while leaving the physical mixed-location contract share unmeasured. ([catsa-acsta.gc.ca](https://www.catsa-acsta.gc.ca/en/publications/catsa-s-operating-environment))

70. L22020-T-TG Upgrades to the Passenger Search Area, body scanners, EDS C3 cabin baggage screening - Contract Award Notice

- Evidence informing base-year allocation inputs; displayed values and growth are calculated: The January xx.xx 2023 Luton award expressly includes construction of a remote screening room at the airport terminal, supporting separate-room commercial procurement. Its broader scope is not treated as baggage-only annual revenue. ([find-tender.service.gov.uk](https://www.find-tender.service.gov.uk/Notice/xx.xx-2023))
- Evidence informing forecast-year allocation inputs; displayed values and growth are calculated: The January xx.xx 2023 Luton award expressly includes construction of a remote screening room at the airport terminal, supporting separate-room commercial procurement. Its broader scope is not treated as baggage-only annual revenue. ([find-tender.service.gov.uk](https://www.find-tender.service.gov.uk/Notice/xx.xx-2023))

71. Greater Orlando Aviation Authority - Minutes of the February 19, 2025 Meeting

- Evidence informing base-year allocation inputs; displayed values and growth are calculated: Authorizes up to USD xx.xx for baggage-system and Remote Screening Facility network/server separation. Half this ceiling is an explicitly assumed deployment-cost comparator, not observed off-site receipts. ([assets.ctfassets.net](https://assets.ctfassets.net/qiecpoxp4bka/6BCjKImOwJmeZxqtGVdpYR/1e2d759a2c44b5b6d71193cb9927ec75/2025-xx.xx-19_Board_Minutes.pdf))
- Evidence informing forecast-year allocation inputs; displayed values and growth are calculated: Authorizes up to USD xx.xx for baggage-system and Remote Screening Facility network/server separation. Half this ceiling is an explicitly assumed deployment-cost comparator, not observed off-site receipts. ([assets.ctfassets.net](https://assets.ctfassets.net/qiecpoxp4bka/6BCjKImOwJmeZxqtGVdpYR/1e2d759a2c44b5b6d71193cb9927ec75/2025-xx.xx-19_Board_Minutes.pdf))
- Evidence informing base-year allocation inputs; displayed values and growth are calculated: Provides the commercial networking-cost anchor for the modeled transfer from existing on-site pools, avoiding additional market value or duplicate host-equipment attribution. ([assets.ctfassets.net](https://assets.ctfassets.net/qiecpoxp4bka/6BCjKImOwJmeZxqtGVdpYR/1e2d759a2c44b5b6d71193cb9927ec75/2025-xx.xx-19_Board_Minutes.pdf))
- Evidence informing forecast-year allocation inputs; displayed values and growth are calculated: Provides the commercial networking-cost anchor for the modeled transfer from existing on-site pools, avoiding additional market value or duplicate host-equipment attribution. ([assets.ctfassets.net](https://assets.ctfassets.net/qiecpoxp4bka/6BCjKImOwJmeZxqtGVdpYR/1e2d759a2c44b5b6d71193cb9927ec75/2025-xx.xx-19_Board_Minutes.pdf))

72. American and U.S. Customs and Border Protection pilot innovative baggage screening initiative

- Evidence informing base-year allocation inputs; displayed values and growth are calculated: American's April xx.xx 2025 announcement identifies a daily Sydney-Los Angeles IRBS pilot and unchanged screening requirements. It anchors one sampled connection and an assumed partial-year licensing period, not disclosed revenue. ([s202.q4cdn.com](https://s202.q4cdn.com/xx.xx/files/doc_news/American-and-US-Customs-and-Border-Protection-pilot-innovative-baggage-screening-initiative-OPS-OTH-xx.xx-2025.pdf))
- Evidence informing forecast-year allocation inputs; displayed values and growth are calculated: American's April xx.xx 2025 announcement identifies a daily Sydney-Los Angeles IRBS pilot and unchanged screening requirements. It anchors one sampled connection and an assumed partial-year licensing period, not disclosed revenue. ([s202.q4cdn.com](https://s202.q4cdn.com/xx.xx/files/doc_news/American-and-US-Customs-and-Border-Protection-pilot-innovative-baggage-screening-initiative-OPS-OTH-xx.xx-2025.pdf))

73. 델타항공-대한항공, 인천발 애틀랜타 노선 대상 위탁수하물 원격 검색 방식 신규 도입

- Evidence informing base-year allocation inputs; displayed values and growth are calculated: The August xx.xx 2025 announcement identifies the Incheon-Atlanta IRBS arrangement, anchoring a second sampled connection and a partial-year commercial-activity assumption without establishing contract value. ([news.delta.com](https://news.delta.com/delta-and-koreanair-launch-remote-baggage-screening-on-icn-atl-KR))
- Evidence informing forecast-year allocation inputs; displayed values and growth are calculated: The August xx.xx 2025 announcement identifies the Incheon-Atlanta IRBS arrangement, anchoring a second sampled connection and a partial-year commercial-activity assumption without establishing contract value. ([news.delta.com](https://news.delta.com/delta-and-koreanair-launch-remote-baggage-screening-on-icn-atl-KR))

74. United Launches CBP's International Remote Baggage Screening on Select International Flights

· Evidence informing base-year allocation inputs; displayed values and growth are calculated: United's September xx.xx 2025 announcement identifies daily Sydney-San Francisco service and named technology partners, anchoring a third sampled connection. It reports no attributable software or integration receipts. ([united.mediaroom.com](https://united.mediaroom.com/2025-xx.xx-xx.xx-United-Launches-CBPs-International-Remote-Baggage-Screening-on-Select-International-Flights))

· Evidence informing forecast-year allocation inputs; displayed values and growth are calculated: United's September xx.xx 2025 announcement identifies daily Sydney-San Francisco service and named technology partners, anchoring a third sampled connection. It reports no attributable software or integration receipts. ([united.mediaroom.com](https://united.mediaroom.com/2025-xx.xx-xx.xx-United-Launches-CBPs-International-Remote-Baggage-Screening-on-Select-International-Flights))

75. Airline Passengers Face Fewer Bag Checkpoints, Thanks to PNNL, Partners

· Evidence informing forecast-year allocation inputs; displayed values and growth are calculated: The August xx.xx 2026 laboratory release describes implementation on additional routes, including Seoul arrivals at Minneapolis-St. Paul and Detroit. This supports expansion direction, not the forecast connection count, realization or global share. ([pnnl.gov](https://www.pnnl.gov/news-media/airline-passengers-face-fewer-bag-checkpoints-thanks-pnnl-partners))

76. TSA awards $781.2 million to procure additional CT X-Ray scanners for airport checkpoints

· Evidence informing base-year allocation inputs; displayed values and growth are calculated: The March xx.xx 2022 announcement identifies up to USD xx.xx for procurement and maintenance of up to xx.xx systems from an OEM. This is a historical procurement-scale anchor, not annual 2025 direct-channel revenue. ([content.govdelivery.com](https://content.govdelivery.com/accounts/USDHSTSA/bulletins/30f6e5f))

· Evidence informing base-year allocation inputs; displayed values and growth are calculated: The award includes full-size automated lanes, cautioning against assigning all automation value to non-OEM integration primes; exact contractual-role attribution is not disclosed. ([content.govdelivery.com](https://content.govdelivery.com/accounts/USDHSTSA/bulletins/30f6e5f))

77. OSI Systems, Inc. - Form 10-K for the fiscal year ended June 30, 2026

· Evidence informing base-year allocation inputs; displayed values and growth are calculated: The filing describes regional direct security-product sales and direct maintenance relationships. Its broader security scope supports route coexistence, not baggage-only sales weights. ([sec.gov](https://www.sec.gov/Archives/edgar/data/xx.xx/xx.xx/osis-20260630x10k.htm))

· Evidence informing forecast-year allocation inputs; displayed values and growth are calculated: The filing describes regional direct security-product sales and direct maintenance relationships. Its broader security scope supports route coexistence, not baggage-only sales weights. ([sec.gov](https://www.sec.gov/Archives/edgar/data/xx.xx/xx.xx/osis-20260630x10k.htm))

· Evidence informing base-year allocation inputs; displayed values and growth are calculated: The company identifies a global independent-distributor network, supporting a continuing indirect route without quantifying its value share. ([sec.gov](https://www.sec.gov/Archives/edgar/data/xx.xx/xx.xx/osis-20260630x10k.htm))

· Evidence informing forecast-year allocation inputs; displayed values and growth are calculated: The company identifies a global independent-distributor network, supporting a continuing indirect route without quantifying its value share. ([sec.gov](https://www.sec.gov/Archives/edgar/data/xx.xx/xx.xx/osis-20260630x10k.htm))

· Evidence informing base-year allocation inputs; displayed values and growth are calculated: Authorized service providers are identified separately from distributors, supporting distinct technical-service attribution and access limitations. ([sec.gov](https://www.sec.gov/Archives/edgar/data/xx.xx/xx.xx/osis-20260630x10k.htm))

· Evidence informing forecast-year allocation inputs; displayed values and growth are calculated: Authorized service providers are identified separately from distributors, supporting distinct technical-service attribution and access limitations. ([sec.gov](https://www.sec.gov/Archives/edgar/data/xx.xx/xx.xx/osis-20260630x10k.htm))

78. SriLankan Airlines - Invitation for Supply, Installation, Commissioning and Maintenance of Dual View Heavy and Medium X-Ray Machines, Reference 202130407

· Evidence informing base-year allocation inputs; displayed values and growth are calculated: The 2021 purchaser invitation permits an OEM or authorized OEM agent and requires authorization for the latter. It establishes equipment-channel eligibility, not an award or software-resale right. ([srilankan.com](https://www.srilankan.com/download/tender/TN-Invitationforsubmiss-xx.xx.pdf))

79. JFK Millennium Partners Selects K2 to Deliver State-of-the-Art Security Screening Checkpoint at new JFK Terminal 6

· Evidence informing base-year allocation inputs; displayed values and growth are calculated: The March xx.xx 2025 appointment assigns procurement and deployment coordination across multiple technology suppliers at a future ten-gate terminal. It supports integration-prime participation and a forecast mechanism, not a disclosed share or completed 2025 revenue. ([portauthoritybuilds.com](https://www.portauthoritybuilds.com/redevelopment/us/en/jfk/planned-projects/terminal-xx.xx/news/jfk-millennium-partners-selects-k2-to-deliver-state-of-the-art-s.html))

· Evidence informing forecast-year allocation inputs; displayed values and growth are calculated: The March xx.xx 2025 appointment assigns procurement and deployment coordination across multiple technology suppliers at a future ten-gate terminal. It supports integration-prime participation and a forecast mechanism, not a disclosed share or completed 2025 revenue. ([portauthoritybuilds.com](https://www.portauthoritybuilds.com/redevelopment/us/en/jfk/planned-projects/terminal-xx.xx/news/jfk-millennium-partners-selects-k2-to-deliver-state-of-the-art-s.html))

· Evidence informing base-year allocation inputs; displayed values and growth are calculated: The March xx.xx 2025 appointment covers baggage CT and automated bin-return equipment for a future xx.xx-gate terminal, with phased opening planned for 2026-2028. It establishes new-installation activity, not attributable 2025 receipts; wider airport investment and person-only technologies are excluded.

· Evidence informing forecast-year allocation inputs; displayed values and growth are calculated: The March xx.xx 2025 appointment covers baggage CT and automated bin-return equipment for a future xx.xx-gate terminal, with phased opening planned for 2026-2028. It establishes new-installation activity, not attributable 2025 receipts; wider airport investment and person-only technologies are excluded.

80. CATSA Corporate Plan 2024-25 to 2028-29 Summary - Key Corporate Risks

· Evidence informing base-year allocation inputs; displayed values and growth are calculated: The authority reports transferring maintenance of most screening equipment to KPrime in 2023/xx.xx. This establishes a separately contracted maintenance relationship, without a baggage-only payment split. ([catsa-acsta.gc.ca](https://www.catsa-acsta.gc.ca/en/publications/key-corporate-risks))

81. Leidos wins TSA logistics contract

· Evidence informing base-year allocation inputs; displayed values and growth are calculated: The January xx.xx 2025 announcement describes an eight-year, USD xx.xx maximum sustainment contract covering xx.xx equipment units at over xx.xx locations with manufacturer coordination. Annualization and baggage/third-party attribution in the model are explicit assumptions. ([leidos.com](https://www.leidos.com/insights/leidos-wins-tsa-logistics-contract))

· Evidence informing forecast-year allocation inputs; displayed values and growth are calculated: The January xx.xx 2025 announcement describes an eight-year, USD xx.xx maximum sustainment contract covering xx.xx equipment units at over xx.xx locations with manufacturer coordination. Annualization and baggage/third-party attribution in the model are explicit assumptions. ([leidos.com](https://www.leidos.com/insights/leidos-wins-tsa-logistics-contract))

82. Checkpoint Transformation: Malta International Airport Streamlines Passenger Flow with Smiths Detection
    - Evidence informing base-year allocation inputs; displayed values and growth are calculated: Seven conventional automated lanes were replaced by six CT-equipped lanes, with final commissioning in January 2025. This is a counterexample to equating capacity improvement with net additional equipment.
    - Evidence informing forecast-year allocation inputs; displayed values and growth are calculated: Seven conventional automated lanes were replaced by six CT-equipped lanes, with final commissioning in January 2025. This is a counterexample to equating capacity improvement with net additional equipment.
    - Evidence informing base-year allocation inputs; displayed values and growth are calculated: The complete checkpoint replacement illustrates why an offering described commercially as an upgrade can belong to System Replacement. The seven-year service commitment is not counted wholly as installation-year revenue.
    - Evidence informing forecast-year allocation inputs; displayed values and growth are calculated: The complete checkpoint replacement illustrates why an offering described commercially as an upgrade can belong to System Replacement. The seven-year service commitment is not counted wholly as installation-year revenue.
83. iCMORE - Smiths Detection
    - Evidence informing forecast-year allocation inputs; displayed values and growth are calculated: The current commercial offering describes a software-upgrade path while qualifying additional hardware requirements by machine type and age. This constrains forecast eligibility assumptions; product availability does not measure adoption or revenue.

18.6. India

Table 500. India Airport Baggage Screening Systems Market Size, 2017-2040 (USD Million)

Country	2017	2024	2025	2026	2027	2032	2040	CAGR (%)
India	**xx.xx**	**xx.xx**	**xx.xx**	**xx.xx**	**xx.xx**	**xx.xx**	**xx.xx**	**xx.xx**

Table 501. India Airport Baggage Screening Systems Market Size, by Offering, 2017-2040 (USD Million)

Offering	2017	2024	2025	2026	2027	2032	2040	CAGR (%)
Detection Equipment	xx.xx	xx.xx	xx.xx	xx.xx	xx.xx	xx.xx	xx.xx	xx.xx
Replacement Parts and Consumables	xx.xx	xx.xx	xx.xx	xx.xx	xx.xx	xx.xx	xx.xx	xx.xx
Screening Automation Equipment	xx.xx	xx.xx	xx.xx	xx.xx	xx.xx	xx.xx	xx.xx	xx.xx
Screening Software	xx.xx	xx.xx	xx.xx	xx.xx	xx.xx	xx.xx	xx.xx	xx.xx
System Services	xx.xx	xx.xx	xx.xx	xx.xx	xx.xx	xx.xx	xx.xx	xx.xx
Total	**xx.xx**	**xx.xx**	**xx.xx**	**xx.xx**	**xx.xx**	**xx.xx**	**xx.xx**	**xx.xx**

Table 502. India Airport Baggage Screening Systems Market Size, by Detection Equipment, 2017-2040 (USD Million)

Detection Equipment	2017	2024	2025	2026	2027	2032	2040	CAGR (%)
Baggage Inspection Systems	xx.xx	xx.xx	xx.xx	xx.xx	xx.xx	xx.xx	xx.xx	xx.xx
Explosive Trace Detectors	xx.xx	xx.xx	xx.xx	xx.xx	xx.xx	xx.xx	xx.xx	xx.xx
Liquid and Bulk Material Analyzers	xx.xx	xx.xx	xx.xx	xx.xx	xx.xx	xx.xx	xx.xx	xx.xx
Total	**xx.xx**	**xx.xx**	**xx.xx**	**xx.xx**	**xx.xx**	**xx.xx**	**xx.xx**	**xx.xx**

Table 503. India Airport Baggage Screening Systems Market Size, by System Services, 2017-2040 (USD Million)

System Services	2017	2024	2025	2026	2027	2032	2040	CAGR (%)
Equipment Training Services	xx.xx	xx.xx	xx.xx	xx.xx	xx.xx	xx.xx	xx.xx	xx.xx
Installation, Integration, and Commissioning Services	xx.xx	xx.xx	xx.xx	xx.xx	xx.xx	xx.xx	xx.xx	xx.xx
Maintenance, Repair, and Technical Support	xx.xx	xx.xx	xx.xx	xx.xx	xx.xx	xx.xx	xx.xx	xx.xx
Planning and Engineering Services	xx.xx	xx.xx	xx.xx	xx.xx	xx.xx	xx.xx	xx.xx	xx.xx
Total	**xx.xx**	**xx.xx**	**xx.xx**	**xx.xx**	**xx.xx**	**xx.xx**	**xx.xx**	**xx.xx**

Table 504. India Airport Baggage Screening Systems Market Size, by Replacement Parts and Consumables, 2017-2040 (USD Million)

Replacement Parts and Consumables	2017	2024	2025	2026	2027	2032	2040	CAGR (%)
Detection Consumables	xx.xx	xx.xx	xx.xx	xx.xx	xx.xx	xx.xx	xx.xx	xx.xx
Replacement Parts and Upgrade Kits	xx.xx	xx.xx	xx.xx	xx.xx	xx.xx	xx.xx	xx.xx	xx.xx
Total	**xx.xx**	**xx.xx**	**xx.xx**	**xx.xx**	**xx.xx**	**xx.xx**	**xx.xx**	**xx.xx**

Table 505. India Airport Baggage Screening Systems Market Size, by Screening Automation Equipment, 2017-2040 (USD Million)

Screening Automation Equipment	2017	2024	2025	2026	2027	2032	2040	CAGR (%)
Screening Conveyors and Sortation Equipment	xx.xx	xx.xx	xx.xx	xx.xx	xx.xx	xx.xx	xx.xx	xx.xx
Screening Lanes and Tray-Return Systems	xx.xx	xx.xx	xx.xx	xx.xx	xx.xx	xx.xx	xx.xx	xx.xx
Total	**xx.xx**	**xx.xx**	**xx.xx**	**xx.xx**	**xx.xx**	**xx.xx**	**xx.xx**	**xx.xx**

Table 506. India Airport Baggage Screening Systems Market Size, by Screening Software, 2017-2040 (USD Million)

Screening Software	2017	2024	2025	2026	2027	2032	2040	CAGR (%)
Automated Threat Detection Software	xx.xx	xx.xx	xx.xx	xx.xx	xx.xx	xx.xx	xx.xx	xx.xx
Image Review and Management Software	xx.xx	xx.xx	xx.xx	xx.xx	xx.xx	xx.xx	xx.xx	xx.xx
Screener Training and Quality Assurance Software	xx.xx	xx.xx	xx.xx	xx.xx	xx.xx	xx.xx	xx.xx	xx.xx
Screening Connectivity and Fleet Management Software	xx.xx	xx.xx	xx.xx	xx.xx	xx.xx	xx.xx	xx.xx	xx.xx
Total	**xx.xx**	**xx.xx**	**xx.xx**	**xx.xx**	**xx.xx**	**xx.xx**	**xx.xx**	**xx.xx**

Table 507. India Airport Baggage Screening Systems Market Size, by Detection Platform, 2017-2040 (USD Million)

Detection Platform	2017	2024	2025	2026	2027	2032	2040	CAGR (%)
Chemiluminescence Detection	xx.xx	xx.xx	xx.xx	xx.xx	xx.xx	xx.xx	xx.xx	xx.xx
Dielectric and Microwave Analysis	xx.xx	xx.xx	xx.xx	xx.xx	xx.xx	xx.xx	xx.xx	xx.xx
Fluorescence Detection	xx.xx	xx.xx	xx.xx	xx.xx	xx.xx	xx.xx	xx.xx	xx.xx
Integrated Multimodal Detection	xx.xx	xx.xx	xx.xx	xx.xx	xx.xx	xx.xx	xx.xx	xx.xx
Ion Mobility Spectrometry	xx.xx	xx.xx	xx.xx	xx.xx	xx.xx	xx.xx	xx.xx	xx.xx
Magnetic Resonance	xx.xx	xx.xx	xx.xx	xx.xx	xx.xx	xx.xx	xx.xx	xx.xx
Mass Spectrometry	xx.xx	xx.xx	xx.xx	xx.xx	xx.xx	xx.xx	xx.xx	xx.xx
Projection X-Ray Imaging	xx.xx	xx.xx	xx.xx	xx.xx	xx.xx	xx.xx	xx.xx	xx.xx
Raman Spectroscopy	xx.xx	xx.xx	xx.xx	xx.xx	xx.xx	xx.xx	xx.xx	xx.xx
Thermo-Redox Detection	xx.xx	xx.xx	xx.xx	xx.xx	xx.xx	xx.xx	xx.xx	xx.xx
X-Ray Computed Tomography	xx.xx	xx.xx	xx.xx	xx.xx	xx.xx	xx.xx	xx.xx	xx.xx
X-Ray Diffraction	xx.xx	xx.xx	xx.xx	xx.xx	xx.xx	xx.xx	xx.xx	xx.xx
Others	xx.xx	xx.xx	xx.xx	xx.xx	xx.xx	xx.xx	xx.xx	xx.xx
Total	**xx.xx**	**xx.xx**	**xx.xx**	**xx.xx**	**xx.xx**	**xx.xx**	**xx.xx**	**xx.xx**

Table 508. India Airport Baggage Screening Systems Market Size, by Projection X-Ray Imaging, 2017-2040 (USD Million)

Projection X-Ray Imaging	2017	2024	2025	2026	2027	2032	2040	CAGR (%)
Multiview X-Ray Imaging	xx.xx	xx.xx	xx.xx	xx.xx	xx.xx	xx.xx	xx.xx	xx.xx
Single-View X-Ray Imaging	xx.xx	xx.xx	xx.xx	xx.xx	xx.xx	xx.xx	xx.xx	xx.xx
Total	**xx.xx**	**xx.xx**	**xx.xx**	**xx.xx**	**xx.xx**	**xx.xx**	**xx.xx**	**xx.xx**

Table 509. India Airport Baggage Screening Systems Market Size, by Interoperability Architecture, 2017-2040 (USD Million)

Interoperability Architecture	2017	2024	2025	2026	2027	2032	2040	CAGR (%)
Closed Proprietary Architecture	xx.xx	xx.xx	xx.xx	xx.xx	xx.xx	xx.xx	xx.xx	xx.xx
Open Standards-Based Interoperability	xx.xx	xx.xx	xx.xx	xx.xx	xx.xx	xx.xx	xx.xx	xx.xx
Vendor-Specific Integration	xx.xx	xx.xx	xx.xx	xx.xx	xx.xx	xx.xx	xx.xx	xx.xx
Total	**xx.xx**	**xx.xx**	**xx.xx**	**xx.xx**	**xx.xx**	**xx.xx**	**xx.xx**	**xx.xx**

Table 510. India Airport Baggage Screening Systems Market Size, by Screening Application, 2017-2040 (USD Million)

Screening Application	2017	2024	2025	2026	2027	2032	2040	CAGR (%)
Customs and Border Baggage Inspection	xx.xx	xx.xx	xx.xx	xx.xx	xx.xx	xx.xx	xx.xx	xx.xx
Non-Passenger Property Screening	xx.xx	xx.xx	xx.xx	xx.xx	xx.xx	xx.xx	xx.xx	xx.xx
Passenger Cabin Baggage Screening	xx.xx	xx.xx	xx.xx	xx.xx	xx.xx	xx.xx	xx.xx	xx.xx
Passenger Checked Baggage Screening	xx.xx	xx.xx	xx.xx	xx.xx	xx.xx	xx.xx	xx.xx	xx.xx
Terminal-Entrance Baggage Screening	xx.xx	xx.xx	xx.xx	xx.xx	xx.xx	xx.xx	xx.xx	xx.xx
Total	**xx.xx**	**xx.xx**	**xx.xx**	**xx.xx**	**xx.xx**	**xx.xx**	**xx.xx**	**xx.xx**

Table 511. India Airport Baggage Screening Systems Market Size, by Purchasing Organization, 2017-2040 (USD Million)

Purchasing Organization	2017	2024	2025	2026	2027	2032	2040	CAGR (%)
Airlines	xx.xx	xx.xx	xx.xx	xx.xx	xx.xx	xx.xx	xx.xx	xx.xx
Airport and Terminal Operators	xx.xx	xx.xx	xx.xx	xx.xx	xx.xx	xx.xx	xx.xx	xx.xx
Contract Screening Operators	xx.xx	xx.xx	xx.xx	xx.xx	xx.xx	xx.xx	xx.xx	xx.xx
Customs and Border Authorities	xx.xx	xx.xx	xx.xx	xx.xx	xx.xx	xx.xx	xx.xx	xx.xx
Public Aviation Security Agencies	xx.xx	xx.xx	xx.xx	xx.xx	xx.xx	xx.xx	xx.xx	xx.xx
Total	**xx.xx**	**xx.xx**	**xx.xx**	**xx.xx**	**xx.xx**	**xx.xx**	**xx.xx**	**xx.xx**

Table 512. India Airport Baggage Screening Systems Market Size, by System Integration, 2017-2040 (USD Million)

System Integration	2017	2024	2025	2026	2027	2032	2040	CAGR (%)
Baggage Handling-Integrated Systems	xx.xx	xx.xx	xx.xx	xx.xx	xx.xx	xx.xx	xx.xx	xx.xx
Checkpoint Lane-Integrated Systems	xx.xx	xx.xx	xx.xx	xx.xx	xx.xx	xx.xx	xx.xx	xx.xx
Standalone Screening Systems	xx.xx	xx.xx	xx.xx	xx.xx	xx.xx	xx.xx	xx.xx	xx.xx
Total	**xx.xx**	**xx.xx**	**xx.xx**	**xx.xx**	**xx.xx**	**xx.xx**	**xx.xx**	**xx.xx**

Table 513. India Airport Baggage Screening Systems Market Size, by Image Review Location, 2017-2040 (USD Million)

Image Review Location	2017	2024	2025	2026	2027	2032	2040	CAGR (%)
Hybrid Image Review	xx.xx	xx.xx	xx.xx	xx.xx	xx.xx	xx.xx	xx.xx	xx.xx
Local Image Review	xx.xx	xx.xx	xx.xx	xx.xx	xx.xx	xx.xx	xx.xx	xx.xx
Off-Site Remote Image Review	xx.xx	xx.xx	xx.xx	xx.xx	xx.xx	xx.xx	xx.xx	xx.xx
On-Site Remote Image Review	xx.xx	xx.xx	xx.xx	xx.xx	xx.xx	xx.xx	xx.xx	xx.xx
Others	xx.xx	xx.xx	xx.xx	xx.xx	xx.xx	xx.xx	xx.xx	xx.xx
Total	**xx.xx**	**xx.xx**	**xx.xx**	**xx.xx**	**xx.xx**	**xx.xx**	**xx.xx**	**xx.xx**

Table 514. India Airport Baggage Screening Systems Market Size, by Procurement Channel, 2017-2040 (USD Million)

Procurement Channel	2017	2024	2025	2026	2027	2032	2040	CAGR (%)
Direct Technology Suppliers	xx.xx	xx.xx	xx.xx	xx.xx	xx.xx	xx.xx	xx.xx	xx.xx
Distributors and Resellers	xx.xx	xx.xx	xx.xx	xx.xx	xx.xx	xx.xx	xx.xx	xx.xx
Independent Technical Service Providers	xx.xx	xx.xx	xx.xx	xx.xx	xx.xx	xx.xx	xx.xx	xx.xx
Systems Integration Primes	xx.xx	xx.xx	xx.xx	xx.xx	xx.xx	xx.xx	xx.xx	xx.xx
Total	**xx.xx**	**xx.xx**	**xx.xx**	**xx.xx**	**xx.xx**	**xx.xx**	**xx.xx**	**xx.xx**

Table 515. India Airport Baggage Screening Systems Market Size, by Investment Purpose, 2017-2040 (USD Million)

Investment Purpose	2017	2024	2025	2026	2027	2032	2040	CAGR (%)
New Installations and Capacity Expansion	xx.xx	xx.xx	xx.xx	xx.xx	xx.xx	xx.xx	xx.xx	xx.xx
Retrofits and Upgrades	xx.xx	xx.xx	xx.xx	xx.xx	xx.xx	xx.xx	xx.xx	xx.xx
System Replacement	xx.xx	xx.xx	xx.xx	xx.xx	xx.xx	xx.xx	xx.xx	xx.xx
Others	xx.xx	xx.xx	xx.xx	xx.xx	xx.xx	xx.xx	xx.xx	xx.xx
Total	**xx.xx**	**xx.xx**	**xx.xx**	**xx.xx**	**xx.xx**	**xx.xx**	**xx.xx**	**xx.xx**

Sources & Evidence

1. House Report 119-173 - Department of Homeland Security Appropriations Bill, 2026

   · Evidence informing the 2030 market-value input; displayed series and growth include calculations: The aging installed fleet supports replacement demand, but does not establish the forecast's realization dates or annual purchasing rate. ([govinfo.gov](https://www.govinfo.gov/content/pkg/CRPT-119hrpt173/html/CRPT-119hrpt173.htm))

   · Evidence informing forecast-year allocation inputs; displayed values and growth are calculated: The report identifies xx.xx end-of-life systems within a xx.xx-system checked-baggage fleet. This constrains renewal exposure, not realized annual purchasing or a verified global replacement deadline.

   · Evidence informing base-year allocation inputs; displayed values and growth are calculated: Reports a TSA checked-baggage fleet of xx.xx EDS, including xx.xx at end-of-life, and assigns purchase, installation and maintenance responsibilities to TSA. Supports agency fleet calibration and renewal pressure, not the assumed forecast uplift.

   · Evidence informing forecast-year allocation inputs; displayed values and growth are calculated: Reports a TSA checked-baggage fleet of xx.xx EDS, including xx.xx at end-of-life, and assigns purchase, installation and maintenance responsibilities to TSA. Supports agency fleet calibration and renewal pressure, not the assumed forecast uplift.

   · Evidence informing forecast-year allocation inputs; displayed values and growth are calculated: The report identifies xx.xx end-of-life EDS within a xx.xx-unit U.S. checked-baggage fleet, citing the FY2024 capital plan. The derived xx.xx% backlog constrains the aging-fleet premise, but is neither an annual turnover rate nor a funded global replacement forecast.

2. GAO-24-106573 - DHS Annual Assessment: Most Programs Are Meeting Current Goals, but Some Continue to Face Cost and Schedule Challenges

- Evidence informing the 2026 market-value input; displayed series and growth include calculations: Reports plans for xx.xx checkpoint systems and xx.xx increment-one deployments by September 2023; supports an incomplete replacement cycle rather than universal CT adoption. ([gao.gov](https://www.gao.gov/assets/gao-xx.xx-xx.xx.pdf))
- Evidence informing base-year allocation inputs; displayed values and growth are calculated: Reports xx.xx AT/CT, xx.xx base, xx.xx mid-size and xx.xx full-size deployments by September 2023; supplies configuration proxies and an incomplete-renewal constraint, not contractual architecture shares. ([gao.gov](https://www.gao.gov/assets/gao-xx.xx-xx.xx.pdf))
- Evidence informing forecast-year allocation inputs; displayed values and growth are calculated: Reports xx.xx AT/CT, xx.xx base, xx.xx mid-size and xx.xx full-size deployments by September 2023; supplies configuration proxies and an incomplete-renewal constraint, not contractual architecture shares. ([gao.gov](https://www.gao.gov/assets/gao-xx.xx-xx.xx.pdf))
- Evidence informing base-year allocation inputs; displayed values and growth are calculated: The deployed configuration mix underlies the xx.xx/xx.xx newer-cohort and xx.xx/xx.xx older-cohort proxy calculations; global and contractual attribution remain modeled. ([gao.gov](https://www.gao.gov/assets/gao-xx.xx-xx.xx.pdf))
- Evidence informing forecast-year allocation inputs; displayed values and growth are calculated: The deployed configuration mix underlies the xx.xx/xx.xx newer-cohort and xx.xx/xx.xx older-cohort proxy calculations; global and contractual attribution remain modeled. ([gao.gov](https://www.gao.gov/assets/gao-xx.xx-xx.xx.pdf))
- Evidence informing base-year allocation inputs; displayed values and growth are calculated: The assessment records xx.xx checkpoint systems deployed by September 2023 against an eventual xx.xx-system program. This supports an incomplete replacement cycle and qualifies any assumption of universal CT adoption.
- Evidence informing forecast-year allocation inputs; displayed values and growth are calculated: The assessment records xx.xx checkpoint systems deployed by September 2023 against an eventual xx.xx-system program. This supports an incomplete replacement cycle and qualifies any assumption of universal CT adoption.
- Evidence informing base-year allocation inputs; displayed values and growth are calculated: Reports a September 2023 U.S. CT cohort containing xx.xx AT/CT and xx.xx base systems, providing counterevidence to assigning all CT activity automatically to integrated lanes.
- Evidence informing forecast-year allocation inputs; displayed values and growth are calculated: Reports a September 2023 U.S. CT cohort containing xx.xx AT/CT and xx.xx base systems, providing counterevidence to assigning all CT activity automatically to integrated lanes.
- Evidence informing base-year allocation inputs; displayed values and growth are calculated: Reports xx.xx mid-size and xx.xx full-size systems within xx.xx deployed CT systems; supports differentiated configuration assumptions rather than treating technology adoption as an integration-share observation.
- Evidence informing forecast-year allocation inputs; displayed values and growth are calculated: Reports xx.xx mid-size and xx.xx full-size systems within xx.xx deployed CT systems; supports differentiated configuration assumptions rather than treating technology adoption as an integration-share observation.
- Evidence informing base-year allocation inputs; displayed values and growth are calculated: The 2024 assessment records xx.xx checkpoint deployments as of September 2023 against xx.xx planned systems replacing aging equipment. It supports staged renewal, but does not establish current deployment completion or the modeled 2032 share.
- Evidence informing forecast-year allocation inputs; displayed values and growth are calculated: The 2024 assessment records xx.xx checkpoint deployments as of September 2023 against xx.xx planned systems replacing aging equipment. It supports staged renewal, but does not establish current deployment completion or the modeled 2032 share.
- Evidence informing forecast-year allocation inputs; displayed values and growth are calculated: The program separately anticipates enhancements to fielded systems, supporting a retained-equipment commercial pathway without supplying an attributable upgrade-revenue split.

3. Global Airport Passenger Traffic Reaches Record 9.8 Billion in 2025, Airports Council International World reports

   · Evidence informing the 2026 market-value input; displayed series and growth include calculations: Reports cooling passenger-growth momentum in 2026, supporting moderation of traffic-driven equipment expansion despite continuing replacement demand.
   ([aci.aero](https://aci.aero/2026/xx.xx/xx.xx/global-airport-passenger-traffic-reaches-record-xx.xx-xx.xx-billion-in-2025-airports-council-international-world-reports/))

4. Smiths Group PLC - Full Year Results for the 12 Months Ended 31 July 2025

- Evidence informing the 2024 market-value input; displayed series and growth include calculations: Discloses aviation original-equipment revenue of xx.xx and aftermarket revenue of xx.xx for FY2024; supplies historical cycle proxies. ([www-live.smiths.com](https://www-live.smiths.com/media/snqpxwkd/smiths-group-plc-annual-results-2025-press-release.pdf))
- Evidence informing the 2027 market-value input; displayed series and growth include calculations: Reports approximately xx.xx cumulative CTiX sales and continuing aviation upgrade demand; supports replacement activity, not an observed global forecast. ([www-live.smiths.com](https://www-live.smiths.com/media/snqpxwkd/smiths-group-plc-annual-results-2025-press-release.pdf))
- Evidence informing base-year allocation inputs; displayed values and growth are calculated: FY2025 aviation original-equipment revenue of GBP xx.xx provides an independent equipment-activity scale check, not a global category share. ([www-live.smiths.com](https://www-live.smiths.com/media/snqpxwkd/smiths-group-plc-annual-results-2025-press-release.pdf))
- Evidence informing forecast-year allocation inputs; displayed values and growth are calculated: FY2025 aviation original-equipment revenue of GBP xx.xx provides an independent equipment-activity scale check, not a global category share. ([www-live.smiths.com](https://www-live.smiths.com/media/snqpxwkd/smiths-group-plc-annual-results-2025-press-release.pdf))
- Evidence informing base-year allocation inputs; displayed values and growth are calculated: Approximately xx.xx cumulative CTiX sales corroborate commercial imaging activity and replacement demand; they do not measure annual global sales. ([www-live.smiths.com](https://www-live.smiths.com/media/snqpxwkd/smiths-group-plc-annual-results-2025-press-release.pdf))
- Evidence informing forecast-year allocation inputs; displayed values and growth are calculated: Approximately xx.xx cumulative CTiX sales corroborate commercial imaging activity and replacement demand; they do not measure annual global sales. ([www-live.smiths.com](https://www-live.smiths.com/media/snqpxwkd/smiths-group-plc-annual-results-2025-press-release.pdf))
- Evidence informing base-year allocation inputs; displayed values and growth are calculated: GBP xx.xx aviation aftermarket revenue supports lifecycle materiality while qualifying transfer of one supplier's mix to the global service allocation. ([www-live.smiths.com](https://www-live.smiths.com/media/snqpxwkd/smiths-group-plc-annual-results-2025-press-release.pdf))
- Evidence informing forecast-year allocation inputs; displayed values and growth are calculated: GBP xx.xx aviation aftermarket revenue supports lifecycle materiality while qualifying transfer of one supplier's mix to the global service allocation. ([www-live.smiths.com](https://www-live.smiths.com/media/snqpxwkd/smiths-group-plc-annual-results-2025-press-release.pdf))
- Evidence informing base-year allocation inputs; displayed values and growth are calculated: Reports approximately xx.xx cumulative CTiX sales and continuing aviation upgrade demand; cumulative sales constrain commercial scale but are not annual global shipments. ([www-live.smiths.com](https://www-live.smiths.com/media/snqpxwkd/smiths-group-plc-annual-results-2025-press-release.pdf))
- Evidence informing forecast-year allocation inputs; displayed values and growth are calculated: Reports approximately xx.xx cumulative CTiX sales and continuing aviation upgrade demand; cumulative sales constrain commercial scale but are not annual global shipments. ([www-live.smiths.com](https://www-live.smiths.com/media/snqpxwkd/smiths-group-plc-annual-results-2025-press-release.pdf))
- Evidence informing base-year allocation inputs; displayed values and growth are calculated: Reports four operating XDi units as of July 2025 and pending regulatory certification, constraining the small XRD cohort and qualifying aggressive commercialization assumptions.
- Evidence informing forecast-year allocation inputs; displayed values and growth are calculated: Reports four operating XDi units as of July 2025 and pending regulatory certification, constraining the small XRD cohort and qualifying aggressive commercialization assumptions.
- Evidence informing forecast-year allocation inputs; displayed values and growth are calculated: Reported checkpoint modernization provides a commercial reason to model substitution from discrete legacy offerings; the filing does not disclose standalone configuration revenue.
- Evidence informing forecast-year allocation inputs; displayed values and growth are calculated: FY2025

5. Smiths Group PLC - Annual Report & Accounts FY2023
   - Evidence informing the 2022 market-value input; displayed series and growth include calculations: Reports FY2022 aviation original-equipment revenue of xx.xx, used as a dimensionless historical capital-cycle proxy. ([www-live.smiths.com](https://www-live.smiths.com/media/phjp1j44/smiths-annual-report-2023.pdf))
   - Evidence informing the 2023 market-value input; displayed series and growth include calculations: Reports FY2023 aviation original-equipment revenue of xx.xx and aftermarket revenue of xx.xx; supports the modeled recovery direction. ([www-live.smiths.com](https://www-live.smiths.com/media/phjp1j44/smiths-annual-report-2023.pdf))
6. Smiths Group PLC - Annual Report FY2022
   - Evidence informing the 2021 market-value input; displayed series and growth include calculations: Reports FY2021 aviation revenue of xx.xx, providing a historical purchasing-cycle reference rather than a global observation. ([www-live.smiths.com](https://www-live.smiths.com/media/xjvdpblr/smiths-annual-report-2022-report.pdf))
   - Evidence informing the 2022 market-value input; displayed series and growth include calculations: Reports FY2022 aviation revenue of xx.xx and continued weakness in aviation original equipment; supports a delayed capital-spending trough. ([www-live.smiths.com](https://www-live.smiths.com/media/xjvdpblr/smiths-annual-report-2022-report.pdf))
7. Smiths Group PLC - Annual Results for the Year Ended 31 July 2019
   - Evidence informing the 2018 market-value input; displayed series and growth include calculations: Reports FY2018 aviation revenue of xx.xx, supplying the historical comparison underlying the backcast. ([smiths.com](https://www.smiths.com/media/u4wla1bw/smiths-group-plc-annual-results-2019-press-release.pdf))
   - Evidence informing the 2019 market-value input; displayed series and growth include calculations: Reports FY2019 aviation revenue of xx.xx and customer delivery deferrals, qualifying a traffic-only growth model. ([smiths.com](https://www.smiths.com/media/u4wla1bw/smiths-group-plc-annual-results-2019-press-release.pdf))
   - Evidence informing the 2020 market-value input; displayed series and growth include calculations: Identifies deliveries deferred into FY2020; supports the possibility of backlog-supported spending despite a contemporaneous traffic shock, not the exact modeled growth rate. ([smiths.com](https://www.smiths.com/media/u4wla1bw/smiths-group-plc-annual-results-2019-press-release.pdf))
8. ACI World - The High-Wire Balancing Act: Global Air Transport Demand in 2018 and 2019
   - Evidence informing the 2017 market-value input; displayed series and growth include calculations: Reports xx.xx airport passengers and xx.xx% growth in 2018; the growth observation informs the 2017 backcast bridge. ([blog.aci.aero](https://blog.aci.aero/airport-economics/the-high-wire-balancing-act-global-air-transport-demand-in-2018-and-2019/))
   - Evidence informing the 2018 market-value input; displayed series and growth include calculations: Provides the observed 2018 traffic-growth reference, not an equipment-market growth observation. ([blog.aci.aero](https://blog.aci.aero/airport-economics/the-high-wire-balancing-act-global-air-transport-demand-in-2018-and-2019/))
9. ICAO A42-WP/556 - State of the Industry and Outlook for Airport Traffic, Presented by ACI
   - Evidence informing the 2020 market-value input; displayed series and growth include calculations: Records the collapse from xx.xx airport passengers in 2019 to xx.xx in 2020; constrains the shock and funding-risk interpretation. ([icao.int](https://www.icao.int/sites/default/files/Meetings/a42/Documents/WP/wp_556_en.pdf))
   - Evidence informing the 2021 market-value input; displayed series and growth include calculations: Reports xx.xx airport passengers in 2021, supporting a prolonged funding and activity shock. ([icao.int](https://www.icao.int/sites/default/files/Meetings/a42/Documents/WP/wp_556_en.pdf))
   - Evidence informing the 2023 market-value input; displayed series and growth include calculations: Reports xx.xx airport passengers in 2023; traffic recovery is distinguished from equipment purchasing. ([icao.int](https://www.icao.int/sites/default/files/Meetings/a42/Documents/WP/wp_556_en.pdf))
   - Evidence informing the 2024 market-value input; displayed series and growth include calculations: Reports xx.xx airport passengers in 2024, providing a demand recovery cross-check. ([icao.int](https://www.icao.int/sites/default/files/Meetings/a42/Documents/WP/wp_556_en.pdf))

10. Port of Seattle - Baggage Handling System Optimization

- Evidence informing the 2029 market-value input; displayed series and growth include calculations: Seattle plans to consolidate six baggage-screening systems, increase supported passenger capacity, and reduce screening-machine demand. Supports integration spending without one-for-one detector growth. ([portseattle.org](https://www.portseattle.org/projects/baggage-handling-system-optimization))
- Evidence informing the 2032 market-value input; displayed series and growth include calculations: The consolidation example constrains equipment-volume assumptions; its whole baggage-handling project value is excluded from market sizing. ([portseattle.org](https://www.portseattle.org/projects/baggage-handling-system-optimization))
- Evidence informing the 2040 market-value input; displayed series and growth include calculations: Provides a commercial counterexample to extrapolating passenger growth directly into machine counts throughout the long-range forecast. ([portseattle.org](https://www.portseattle.org/projects/baggage-handling-system-optimization))
- Evidence informing forecast-year allocation inputs; displayed values and growth are calculated: Consolidation of six systems with reduced machine demand qualifies a traffic-to-detector-volume forecast. ([portseattle.org](https://www.portseattle.org/projects/baggage-handling-system-optimization))
- Evidence informing forecast-year allocation inputs; displayed values and growth are calculated: The consolidation project supports integration-driven conveyor demand, but its whole-project value is excluded. ([portseattle.org](https://www.portseattle.org/projects/baggage-handling-system-optimization))
- Evidence informing forecast-year allocation inputs; displayed values and growth are calculated: Brownfield consolidation supports the integration-demand premise, not the forecast's exact service growth factor. ([portseattle.org](https://www.portseattle.org/projects/baggage-handling-system-optimization))
- Evidence informing forecast-year allocation inputs; displayed values and growth are calculated: The airport replaces six separate screening systems with centralized screening and expects reduced screening-machine demand while expanding capacity. This supplies a counterforce to volume-only checked-baggage forecasting.
- Evidence informing base-year allocation inputs; displayed values and growth are calculated: Seattle is consolidating six screening systems, expects reduced screening-machine demand and schedules final-phase completion in 2029. Supports integration demand while constraining detector-volume growth; the whole-project budget is excluded.
- Evidence informing forecast-year allocation inputs; displayed values and growth are calculated: Seattle is consolidating six screening systems, expects reduced screening-machine demand and schedules final-phase completion in 2029. Supports integration demand while constraining detector-volume growth; the whole-project budget is excluded.
- Evidence informing forecast-year allocation inputs; displayed values and growth are calculated: Seattle's project combines increased screening capacity with consolidation from six screening systems and reduced screening-machine demand. This constrains the forecast assumption that capacity growth requires proportional equipment additions.
- Evidence informing forecast-year allocation inputs; displayed values and growth are calculated: Replacement and capacity objectives coexist within the project. Its wider baggage-handling budget is not treated as screening-equipment revenue or assigned additively to multiple purposes.

11. Smiths Group PLC - Half Year Results for the Six Months Ended 31 January 2026

- Evidence informing the 2026 market-value input; displayed series and growth include calculations: Reports xx.xx% organic growth for Smiths Detection in HY2026, with aviation checkpoint upgrades contributing. Supports a positive 2026 nowcast, not a directly observed global growth rate. ([www-live.smiths.com](https://www-live.smiths.com/media/villk35h/smiths-hy26-results-press-release.pdf))

12. CATSA 2025 Annual Report - Notes to the Financial Statements
    - Evidence informing base-year allocation inputs; displayed values and growth are calculated: FY2024/xx.xx accounts disclose C$xx.xx maintenance/spares and C$xx.xx training/certification, supporting the service-budget calibration but not global baggage-only shares. ([catsa-acsta.gc.ca](https://www.catsa-acsta.gc.ca/en/publications/2025-annual-report/notes-financial-statements))
    - Evidence informing forecast-year allocation inputs; displayed values and growth are calculated: FY2024/xx.xx accounts disclose C$xx.xx maintenance/spares and C$xx.xx training/certification, supporting the service-budget calibration but not global baggage-only shares. ([catsa-acsta.gc.ca](https://www.catsa-acsta.gc.ca/en/publications/2025-annual-report/notes-financial-statements))
    - Evidence informing base-year allocation inputs; displayed values and growth are calculated: Maintenance and spare parts are combined in the accounts; the labor-versus-goods split therefore remains modeled. ([catsa-acsta.gc.ca](https://www.catsa-acsta.gc.ca/en/publications/2025-annual-report/notes-financial-statements))
    - Evidence informing forecast-year allocation inputs; displayed values and growth are calculated: Maintenance and spare parts are combined in the accounts; the labor-versus-goods split therefore remains modeled. ([catsa-acsta.gc.ca](https://www.catsa-acsta.gc.ca/en/publications/2025-annual-report/notes-financial-statements))
    - Evidence informing base-year allocation inputs; displayed values and growth are calculated: The C$xx.xx training/certification expense supplies the numerator of the adjusted training-to-capital proxy. ([catsa-acsta.gc.ca](https://www.catsa-acsta.gc.ca/en/publications/2025-annual-report/notes-financial-statements))
    - Evidence informing forecast-year allocation inputs; displayed values and growth are calculated: The C$xx.xx training/certification expense supplies the numerator of the adjusted training-to-capital proxy. ([catsa-acsta.gc.ca](https://www.catsa-acsta.gc.ca/en/publications/2025-annual-report/notes-financial-statements))
    - Evidence informing base-year allocation inputs; displayed values and growth are calculated: C$xx.xx trace/consumables is distinct from maintenance/spares and supplies the contrary consumables-intensity comparator, not a global observation. ([catsa-acsta.gc.ca](https://www.catsa-acsta.gc.ca/en/publications/2025-annual-report/notes-financial-statements))
    - Evidence informing forecast-year allocation inputs; displayed values and growth are calculated: C$xx.xx trace/consumables is distinct from maintenance/spares and supplies the contrary consumables-intensity comparator, not a global observation. ([catsa-acsta.gc.ca](https://www.catsa-acsta.gc.ca/en/publications/2025-annual-report/notes-financial-statements))
    - Evidence informing base-year allocation inputs; displayed values and growth are calculated: Separately reports C$xx.xx maintenance/spares, C$xx.xx trace/consumables and C$xx.xx training/certification, constraining attributable agency lifecycle expenditure.
    - Evidence informing base-year allocation inputs; displayed values and growth are calculated: Separates screening-contractor payments from equipment support, preventing staffing expenditure from becoming equipment-market purchasing.
    - Evidence informing forecast-year allocation inputs; displayed values and growth are calculated: Separately reports C$xx.xx maintenance/spares, C$xx.xx trace/consumables and C$xx.xx training/certification, constraining attributable agency lifecycle expenditure.
    - Evidence informing forecast-year allocation inputs; displayed values and growth are calculated: Separates screening-contractor payments from equipment support, preventing staffing expenditure from becoming equipment-market purchasing.
    - Evidence informing base-year allocation inputs; displayed values and growth are calculated: Audited expense disclosure reports C$xx.xx for maintenance and spare parts in the year ended March xx.xx 2025. It constrains support-spending materiality, not the amount attributable to an independent provider. ([catsa-acsta.gc.ca](https://www.catsa-acsta.gc.ca/en/publications/2025-annual-report/notes-financial-statements))

13. CATSA 2025 Annual Report - Management's Discussion and Analysis

- Evidence informing base-year allocation inputs; displayed values and growth are calculated: EDS capital expenditure of C$xx.xx includes equipment and installation/integration and supplies the training-calibration denominator, subject to baggage attribution. ([catsa-acsta.gc.ca](https://www.catsa-acsta.gc.ca/en/publications/2025-annual-report/management-discussion-and-analysis))
- Evidence informing forecast-year allocation inputs; displayed values and growth are calculated: EDS capital expenditure of C$xx.xx includes equipment and installation/integration and supplies the training-calibration denominator, subject to baggage attribution. ([catsa-acsta.gc.ca](https://www.catsa-acsta.gc.ca/en/publications/2025-annual-report/management-discussion-and-analysis))
- Evidence informing base-year allocation inputs; displayed values and growth are calculated: The capital definition includes associated installation and integration, supporting the distinction between deployment services and equipment value. ([catsa-acsta.gc.ca](https://www.catsa-acsta.gc.ca/en/publications/2025-annual-report/management-discussion-and-analysis))
- Evidence informing forecast-year allocation inputs; displayed values and growth are calculated: The capital definition includes associated installation and integration, supporting the distinction between deployment services and equipment value. ([catsa-acsta.gc.ca](https://www.catsa-acsta.gc.ca/en/publications/2025-annual-report/management-discussion-and-analysis))
- Evidence informing forecast-year allocation inputs; displayed values and growth are calculated: Actual spending, original budget and reprofile amounts constrain the forecast's purchasing-execution interpretation; they are not a global growth rate. ([catsa-acsta.gc.ca](https://www.catsa-acsta.gc.ca/en/publications/2025-annual-report/management-discussion-and-analysis))
- Evidence informing base-year allocation inputs; displayed values and growth are calculated: FY2024/xx.xx pre-board capital appropriations used were C$xx.xx. This supplies the Canadian purchasing comparison and a component of the non-passenger-to-cabin activity proxy, not a global share.
- Evidence informing forecast-year allocation inputs; displayed values and growth are calculated: FY2024/xx.xx pre-board capital appropriations used were C$xx.xx. This supplies the Canadian purchasing comparison and a component of the non-passenger-to-cabin activity proxy, not a global share.
- Evidence informing base-year allocation inputs; displayed values and growth are calculated: FY2024/xx.xx hold-baggage capital appropriations used were C$xx.xx; this constrains the independent application-capital comparison.
- Evidence informing base-year allocation inputs; displayed values and growth are calculated: FY2024/xx.xx non-passenger capital appropriations used were C$xx.xx, below the original C$xx.xx budget. Actual purchasing informs the proxy and qualifies automatic announcement-to-revenue conversion.
- Evidence informing forecast-year allocation inputs; displayed values and growth are calculated: FY2024/xx.xx non-passenger capital appropriations used were C$xx.xx, below the original C$xx.xx budget. Actual purchasing informs the proxy and qualifies automatic announcement-to-revenue conversion.
- Evidence informing base-year allocation inputs; displayed values and growth are calculated: Reports C$xx.xx EDS capital expenditure for FY2024/xx.xx and identifies both baggage equipment and full-body scanners in the capital scope, requiring a baggage-attribution adjustment.
- Evidence informing forecast-year allocation inputs; displayed values and growth are calculated: Reports C$xx.xx EDS capital expenditure for FY2024/xx.xx and identifies both baggage equipment and full-body scanners in the capital scope, requiring a baggage-attribution adjustment.
- Evidence informing forecast-year allocation inputs; displayed values and growth are calculated: EDS outturn was C$xx.xx versus an original C$xx.xx plan and revised C$xx.xx budget. Reprofiling constrains assumed award conversion and deployment timing; it does not measure procurement-channel mix. ([catsa-acsta.gc.ca](https://www.catsa-acsta.gc.ca/en/publications/2025-annual-report/management-discussion-and-analysis))
- Evidence informing base-year allocation inputs; displayed values and growth are calculated: The actual capital-project list identifies hold-baggage capacity expansion at Montréal-Trudeau, supporting the expansion classification, not its modeled global revenue weight.
- Evidence informing forecast-year allocation inputs; displayed values and growth are calculated: The actual capital-project list identifies hold-baggage capacity expansion at Montréal-Trudeau, supporting the expansion classification, not its modeled global revenue weight.
- Evidence informing base-year allocation inputs; displayed values and growth are calculated: The actual project list includes checkpoint CT deployment and hold-baggage oversize-equipment lifecycle management, supporting renewal activity without disclosing its purpose-specific spending.
- Evidence informing forecast-year allocation inputs; displayed values and growth are calculated: The actual project list includes checkpoint CT deployment and hold-baggage oversize-equipment lifecycle management,

14. Aviation security screening approved equipment list
    - Evidence informing base-year allocation inputs; displayed values and growth are calculated: Baggage EDS/EDSCB and conventional X-ray classes support the inspection-system boundary, not sales weights. ([gov.uk](https://www.gov.uk/government/collections/aviation-security-screening-approved-equipment-list))
    - Evidence informing forecast-year allocation inputs; displayed values and growth are calculated: Baggage EDS/EDSCB and conventional X-ray classes support the inspection-system boundary, not sales weights. ([gov.uk](https://www.gov.uk/government/collections/aviation-security-screening-approved-equipment-list))
    - Evidence informing base-year allocation inputs; displayed values and growth are calculated: Liquid detectors are a distinct cabin-baggage category; the complete bulk-material extension remains modeled within the captured boundary. ([gov.uk](https://www.gov.uk/government/collections/aviation-security-screening-approved-equipment-list))
    - Evidence informing forecast-year allocation inputs; displayed values and growth are calculated: Liquid detectors are a distinct cabin-baggage category; the complete bulk-material extension remains modeled within the captured boundary. ([gov.uk](https://www.gov.uk/government/collections/aviation-security-screening-approved-equipment-list))
    - Evidence informing base-year allocation inputs; displayed values and growth are calculated: ETD serves baggage and other applications, requiring explicit baggage attribution rather than allocating all detector sales here. ([gov.uk](https://www.gov.uk/government/collections/aviation-security-screening-approved-equipment-list))
    - Evidence informing forecast-year allocation inputs; displayed values and growth are calculated: ETD serves baggage and other applications, requiring explicit baggage attribution rather than allocating all detector sales here. ([gov.uk](https://www.gov.uk/government/collections/aviation-security-screening-approved-equipment-list))
    - Evidence informing base-year allocation inputs; displayed values and growth are calculated: Dedicated ETD consumables are separately recognized, supporting goods classification without establishing spending or unrestricted interchangeability. ([gov.uk](https://www.gov.uk/government/collections/aviation-security-screening-approved-equipment-list))
    - Evidence informing forecast-year allocation inputs; displayed values and growth are calculated: Dedicated ETD consumables are separately recognized, supporting goods classification without establishing spending or unrestricted interchangeability. ([gov.uk](https://www.gov.uk/government/collections/aviation-security-screening-approved-equipment-list))
15. Quantifying the Impacts of Delayed Maintenance of Airport Assets: A Guide - Chapter 6, Baggage Handling Systems
    - Evidence informing base-year allocation inputs; displayed values and growth are calculated: The baggage-handling cost study uses a modeled xx.xx% labor share, adopted only as an adjacent support-cost proxy. ([nationalacademies.org](https://www.nationalacademies.org/read/xx.xx/chapter/xx.xx))
    - Evidence informing forecast-year allocation inputs; displayed values and growth are calculated: The baggage-handling cost study uses a modeled xx.xx% labor share, adopted only as an adjacent support-cost proxy. ([nationalacademies.org](https://www.nationalacademies.org/read/xx.xx/chapter/xx.xx))
    - Evidence informing base-year allocation inputs; displayed values and growth are calculated: Its corresponding modeled xx.xx% parts share calibrates the labor/goods separation; it is not an observed screening-equipment ratio. ([nationalacademies.org](https://www.nationalacademies.org/read/xx.xx/chapter/xx.xx))
    - Evidence informing forecast-year allocation inputs; displayed values and growth are calculated: Its corresponding modeled xx.xx% parts share calibrates the labor/goods separation; it is not an observed screening-equipment ratio. ([nationalacademies.org](https://www.nationalacademies.org/read/xx.xx/chapter/xx.xx))

16. Procurement of Next Generation Security Checkpoint Equipment - Contract Award Notice

- Evidence informing base-year allocation inputs; displayed values and growth are calculated: The seven-system award includes automated tray return, demonstrating bundled purchasing but no separately priced hardware allocation. ([sell2wales.gov.wales](https://www.sell2wales.gov.wales/search/show/search_view.aspx?ID=NOV417275))
- Evidence informing forecast-year allocation inputs; displayed values and growth are calculated: The seven-system award includes automated tray return, demonstrating bundled purchasing but no separately priced hardware allocation. ([sell2wales.gov.wales](https://www.sell2wales.gov.wales/search/show/search_view.aspx?ID=NOV417275))
- Evidence informing base-year allocation inputs; displayed values and growth are calculated: The integrated CT/tray-return scope constrains the automation interface boundary; it does not value general airport conveyors. ([sell2wales.gov.wales](https://www.sell2wales.gov.wales/search/show/search_view.aspx?ID=NOV417275))
- Evidence informing forecast-year allocation inputs; displayed values and growth are calculated: The integrated CT/tray-return scope constrains the automation interface boundary; it does not value general airport conveyors. ([sell2wales.gov.wales](https://www.sell2wales.gov.wales/search/show/search_view.aspx?ID=NOV417275))
- Evidence informing base-year allocation inputs; displayed values and growth are calculated: Central image processing is an explicit purchased function, without a separately disclosed license price. ([sell2wales.gov.wales](https://www.sell2wales.gov.wales/search/show/search_view.aspx?ID=NOV417275))
- Evidence informing forecast-year allocation inputs; displayed values and growth are calculated: Central image processing is an explicit purchased function, without a separately disclosed license price. ([sell2wales.gov.wales](https://www.sell2wales.gov.wales/search/show/search_view.aspx?ID=NOV417275))
- Evidence informing base-year allocation inputs; displayed values and growth are calculated: Supply, installation and commissioning are included deliverables, supporting deployment-service attribution without establishing its percentage. ([sell2wales.gov.wales](https://www.sell2wales.gov.wales/search/show/search_view.aspx?ID=NOV417275))
- Evidence informing forecast-year allocation inputs; displayed values and growth are calculated: Supply, installation and commissioning are included deliverables, supporting deployment-service attribution without establishing its percentage. ([sell2wales.gov.wales](https://www.sell2wales.gov.wales/search/show/search_view.aspx?ID=NOV417275))
- Evidence informing base-year allocation inputs; displayed values and growth are calculated: The October xx.xx 2022 award covers seven systems combining cabin CT, tray return, image processing and deployment responsibilities. It supports integrated purchased scope, not completed delivery or a global sales weight.
- Evidence informing forecast-year allocation inputs; displayed values and growth are calculated: The October xx.xx 2022 award covers seven systems combining cabin CT, tray return, image processing and deployment responsibilities. It supports integrated purchased scope, not completed delivery or a global sales weight.
- Evidence informing base-year allocation inputs; displayed values and growth are calculated: The integrated Newcastle procurement reports a GBP xx.xx-xx.xx offer range but no physical review-room location; its value cannot be assigned automatically to local review. ([sell2wales.gov.wales](https://www.sell2wales.gov.wales/search/show/search_view.aspx?ID=NOV417275))
- Evidence informing forecast-year allocation inputs; displayed values and growth are calculated: The integrated Newcastle procurement reports a GBP xx.xx-xx.xx offer range but no physical review-room location; its value cannot be assigned automatically to local review. ([sell2wales.gov.wales](https://www.sell2wales.gov.wales/search/show/search_view.aspx?ID=NOV417275))
- Evidence informing base-year allocation inputs; displayed values and growth are calculated: Central image processing is included, but a separate on-site room is not specified; constrains classification rather than supplying a remote-review sales weight. ([sell2wales.gov.wales](https://www.sell2wales.gov.wales/search/show/search_view.aspx?ID=NOV417275))
- Evidence informing forecast-year allocation inputs; displayed values and growth are calculated: Central image processing is included, but a separate on-site room is not specified; constrains classification rather than supplying a remote-review sales weight. ([sell2wales.gov.wales](https://www.sell2wales.gov.wales/search/show/search_view.aspx?ID=NOV417275))
- Evidence informing base-year allocation inputs; displayed values and growth are calculated: The bundled award does not identify a mixed-location package or its attributable price, preventing automatic hybrid classification. ([sell2wales.gov.wales](https://www.sell2wales.gov.wales/search/show/search_view.aspx?ID=NOV417275))
- Evidence informing forecast-year allocation inputs; displayed values and growth are calculated: The bundled award does not identify a mixed-location package or its attributable price, preventing automatic hybrid classification.

17. AI for Monitoring Aviation Security: Fraport and German Federal Police Start Regular Operation of APIDS
    - Evidence informing forecast-year allocation inputs; displayed values and growth are calculated: January xx.xx 2026 APIDS deployment demonstrates additional software adoption, without establishing separate revenue. ([fraport.com](https://www.fraport.com/en/newsroom/press-releases/2026/q1/ai-for-monitoring-aviation-security.html))
    - Evidence informing forecast-year allocation inputs; displayed values and growth are calculated: Deployment on more than xx.xx CT scanners is the independent quantitative rollout test; it does not validate the modeled license-growth factor. ([fraport.com](https://www.fraport.com/en/newsroom/press-releases/2026/q1/ai-for-monitoring-aviation-security.html))
    - Evidence informing forecast-year allocation inputs; displayed values and growth are calculated: On January xx.xx 2026, Fraport announced regular APIDS software operation on more than xx.xx existing Smiths CT scanners. This independently supports retained-system enhancement at one buyer, not global penetration or realized license revenue.
18. Smiths Detection - Digital Innovation
    - Evidence informing base-year allocation inputs; displayed values and growth are calculated: The supplier identifies detection applications as a commercial function; separate fee allocation remains assumed. ([smithsdetection.com](https://www.smithsdetection.com/digital-innovation/))
    - Evidence informing forecast-year allocation inputs; displayed values and growth are calculated: The supplier identifies detection applications as a commercial function; separate fee allocation remains assumed. ([smithsdetection.com](https://www.smithsdetection.com/digital-innovation/))
    - Evidence informing base-year allocation inputs; displayed values and growth are calculated: Centralized screening supports the image-review function, not an observed software revenue weight. ([smithsdetection.com](https://www.smithsdetection.com/digital-innovation/))
    - Evidence informing forecast-year allocation inputs; displayed values and growth are calculated: Centralized screening supports the image-review function, not an observed software revenue weight. ([smithsdetection.com](https://www.smithsdetection.com/digital-innovation/))
    - Evidence informing base-year allocation inputs; displayed values and growth are calculated: Connectivity, multi-vendor integration and equipment-health applications establish the fleet-management function without proving customer-specific rights or prices. ([smithsdetection.com](https://www.smithsdetection.com/digital-innovation/))
    - Evidence informing forecast-year allocation inputs; displayed values and growth are calculated: Connectivity, multi-vendor integration and equipment-health applications establish the fleet-management function without proving customer-specific rights or prices. ([smithsdetection.com](https://www.smithsdetection.com/digital-innovation/))
    - Evidence informing base-year allocation inputs; displayed values and growth are calculated: ELECTORA is offered for integrating multi-vendor devices, datasets and applications; establishes the vendor-platform category but discloses no category revenue or customer-specific substitution entitlement. ([smithsdetection.com](https://www.smithsdetection.com/digital-innovation/))
    - Evidence informing forecast-year allocation inputs; displayed values and growth are calculated: ELECTORA is offered for integrating multi-vendor devices, datasets and applications; establishes the vendor-platform category but discloses no category revenue or customer-specific substitution entitlement. ([smithsdetection.com](https://www.smithsdetection.com/digital-innovation/))
19. UK Civil Aviation Authority - Threat Image Projection (TIP)
    - Evidence informing base-year allocation inputs; displayed values and growth are calculated: TIP library approval and renewal obligations support continuing software commitments, not the modeled global fee or share. ([caa.co.uk](https://www.caa.co.uk/commercial-industry/security/training-and-human-factors/threat-image-projection/))
    - Evidence informing forecast-year allocation inputs; displayed values and growth are calculated: TIP library approval and renewal obligations support continuing software commitments, not the modeled global fee or share. ([caa.co.uk](https://www.caa.co.uk/commercial-industry/security/training-and-human-factors/threat-image-projection/))

20. Smiths Detection - Service
    - Evidence informing base-year allocation inputs; displayed values and growth are calculated: Inclusive capital-equipment support covers labor and parts, requiring a single-count economic allocation across services and goods. ([smithsdetection.com](https://www.smithsdetection.com/service/))
    - Evidence informing forecast-year allocation inputs; displayed values and growth are calculated: Inclusive capital-equipment support covers labor and parts, requiring a single-count economic allocation across services and goods. ([smithsdetection.com](https://www.smithsdetection.com/service/))
    - Evidence informing base-year allocation inputs; displayed values and growth are calculated: Equipment-specific training and certification are commercial offerings distinct from routine screening staffing. ([smithsdetection.com](https://www.smithsdetection.com/service/))
    - Evidence informing forecast-year allocation inputs; displayed values and growth are calculated: Equipment-specific training and certification are commercial offerings distinct from routine screening staffing. ([smithsdetection.com](https://www.smithsdetection.com/service/))
    - Evidence informing base-year allocation inputs; displayed values and growth are calculated: The parts-support offering and inclusive contracts corroborate the goods boundary, but not the assumed xx.xx% allocation. ([smithsdetection.com](https://www.smithsdetection.com/service/))
    - Evidence informing forecast-year allocation inputs; displayed values and growth are calculated: The parts-support offering and inclusive contracts corroborate the goods boundary, but not the assumed xx.xx% allocation. ([smithsdetection.com](https://www.smithsdetection.com/service/))
    - Evidence informing base-year allocation inputs; displayed values and growth are calculated: Describes inclusive labor-and-parts contracts and manufacturer support, supporting nonduplicative lifecycle attribution to projection equipment, not a verified xx.xx% fee. ([smithsdetection.com](https://www.smithsdetection.com/service/))
    - Evidence informing forecast-year allocation inputs; displayed values and growth are calculated: Describes inclusive labor-and-parts contracts and manufacturer support, supporting nonduplicative lifecycle attribution to projection equipment, not a verified xx.xx% fee. ([smithsdetection.com](https://www.smithsdetection.com/service/))
    - Evidence informing base-year allocation inputs; displayed values and growth are calculated: Supports the existence of manufacturer lifecycle offerings; broad service-footprint counts are not used as CT revenue weights.
    - Evidence informing forecast-year allocation inputs; displayed values and growth are calculated: Supports the existence of manufacturer lifecycle offerings; broad service-footprint counts are not used as CT revenue weights.
    - Evidence informing base-year allocation inputs; displayed values and growth are calculated: Supports commercial maintenance, refurbishment and parts offerings for portable equipment without establishing baggage-specific service receipts.
    - Evidence informing forecast-year allocation inputs; displayed values and growth are calculated: Supports commercial maintenance, refurbishment and parts offerings for portable equipment without establishing baggage-specific service receipts.
    - Evidence informing base-year allocation inputs; displayed values and growth are calculated: The manufacturer markets direct on-site support and inclusive capital-equipment labor-and-parts contracts. This supports a continuing manufacturer-service alternative, without measuring a pricing premium. ([smithsdetection.com](https://www.smithsdetection.com/service/))
    - Evidence informing forecast-year allocation inputs; displayed values and growth are calculated: The manufacturer markets direct on-site support and inclusive capital-equipment labor-and-parts contracts. This supports a continuing manufacturer-service alternative, without measuring a pricing premium. ([smithsdetection.com](https://www.smithsdetection.com/service/))
    - Evidence informing base-year allocation inputs; displayed values and growth are calculated: Manufacturer-provided bundled support is a commercial alternative to separate technical-service procurement, limiting assumptions of unrestricted third-party substitution. ([smithsdetection.com](https://www.smithsdetection.com/service/))
    - Evidence informing forecast-year allocation inputs; displayed values and growth are calculated: Manufacturer-provided bundled support is a commercial alternative to separate technical-service procurement, limiting assumptions of unrestricted third-party substitution. ([smithsdetection.com](https://www.smithsdetection.com/service/))

21. Hold baggage screening upgrade, Dublin and Cork Airports, Ireland

- Evidence informing base-year allocation inputs; displayed values and growth are calculated: Separate professional-service appointments cover project controls, design oversight and interface management; the broader construction budget is not used as screening-service revenue. ([neccontract.com](https://www.neccontract.com/projects/hold-baggage-screening-upgrade-dublin-and-cork-airports-ireland))
- Evidence informing forecast-year allocation inputs; displayed values and growth are calculated: Separate professional-service appointments cover project controls, design oversight and interface management; the broader construction budget is not used as screening-service revenue. ([neccontract.com](https://www.neccontract.com/projects/hold-baggage-screening-upgrade-dublin-and-cork-airports-ireland))
- Evidence informing base-year allocation inputs; displayed values and growth are calculated: Describes three upgraded hold-baggage systems delivered through separate construction, baggage-integration and advisory appointments, completed in March 2023. Supports integrated-system attribution without assuming a universal single-prime model.
- Evidence informing forecast-year allocation inputs; displayed values and growth are calculated: Describes three upgraded hold-baggage systems delivered through separate construction, baggage-integration and advisory appointments, completed in March 2023. Supports integrated-system attribution without assuming a universal single-prime model.

22. Corporate Plan 2025-26 to 2029-30 Summary - Financial Overview
    - Evidence informing base-year allocation inputs; displayed values and growth are calculated: CATSA distinguishes major-checkpoint CT replacement from single-view-to-multiview replacement elsewhere, supporting application-specific projection demand and forecast assumptions. It also discloses capital funding subject to reprofile approval. ([catsa-acsta.gc.ca](https://www.catsa-acsta.gc.ca/en/publications/corporate-plan-2025-xx.xx-2029-xx.xx/financial-overview))
    - Evidence informing forecast-year allocation inputs; displayed values and growth are calculated: CATSA distinguishes major-checkpoint CT replacement from single-view-to-multiview replacement elsewhere, supporting application-specific projection demand and forecast assumptions. It also discloses capital funding subject to reprofile approval. ([catsa-acsta.gc.ca](https://www.catsa-acsta.gc.ca/en/publications/corporate-plan-2025-xx.xx-2029-xx.xx/financial-overview))
    - Evidence informing base-year allocation inputs; displayed values and growth are calculated: Identifies single-view equipment as a replacement population, supporting the modeled displacement mechanism rather than an observed global share.
    - Evidence informing forecast-year allocation inputs; displayed values and growth are calculated: Identifies single-view equipment as a replacement population, supporting the modeled displacement mechanism rather than an observed global share.
    - Evidence informing base-year allocation inputs; displayed values and growth are calculated: Multiview remains a planned purchasing destination at non-passenger checkpoints and Class xx.xx airports, qualifying universal CT substitution.
    - Evidence informing forecast-year allocation inputs; displayed values and growth are calculated: Multiview remains a planned purchasing destination at non-passenger checkpoints and Class xx.xx airports, qualifying universal CT substitution.
    - Evidence informing base-year allocation inputs; displayed values and growth are calculated: CT replacement is a stated major-checkpoint investment priority, subject to funding and delivery risks; this supports direction, not the modeled global share.
    - Evidence informing forecast-year allocation inputs; displayed values and growth are calculated: CT replacement is a stated major-checkpoint investment priority, subject to funding and delivery risks; this supports direction, not the modeled global share.
    - Evidence informing base-year allocation inputs; displayed values and growth are calculated: The plan includes additional screening equipment and expansion of existing hold-baggage screening capacity. Its FY2025/xx.xx capital budget is C$xx.xx across mixed activities; plans are not recognized supplier revenue.
    - Evidence informing forecast-year allocation inputs; displayed values and growth are calculated: The plan includes additional screening equipment and expansion of existing hold-baggage screening capacity. Its FY2025/xx.xx capital budget is C$xx.xx across mixed activities; plans are not recognized supplier revenue.
    - Evidence informing base-year allocation inputs; displayed values and growth are calculated: The plan distinguishes replacement of checkpoint X-ray equipment with CT and asset lifecycle renewal from additional capacity. Funding, partner timing and reprofiling qualify forecast realization.
    - Evidence informing forecast-year allocation inputs; displayed values and growth are calculated: The plan distinguishes replacement of checkpoint X-ray equipment with CT and asset lifecycle renewal from additional capacity. Funding, partner timing and reprofiling qualify forecast realization.
23. ECAC CEP Public Equipment List - Explosive Detection Systems, Update 18 April 2025
    - Evidence informing base-year allocation inputs; displayed values and growth are calculated: The April xx.xx 2025 list retains XRD xx.xx supporting the legacy commercial-category premise but not the assumed installed cohort or sales volume. ([ecac-ceac.org](https://www.ecac-ceac.org/images/activities/security/ECAC-CEP-EDS-equipment_public_list_update_20250418.pdf))
    - Evidence informing forecast-year allocation inputs; displayed values and growth are calculated: The April xx.xx 2025 list retains XRD xx.xx supporting the legacy commercial-category premise but not the assumed installed cohort or sales volume. ([ecac-ceac.org](https://www.ecac-ceac.org/images/activities/security/ECAC-CEP-EDS-equipment_public_list_update_20250418.pdf))

24. Partners - HALO X-ray Technologies Ltd

· Evidence informing base-year allocation inputs; displayed values and growth are calculated: Named airport pilots and approximately USD xx.xx and USD xx.xx development programs establish commercialization activity and program scale, not realized annual XRD equipment revenue. ([haloxray.com](https://www.haloxray.com/partners))

· Evidence informing forecast-year allocation inputs; displayed values and growth are calculated: Named airport pilots and approximately USD xx.xx and USD xx.xx development programs establish commercialization activity and program scale, not realized annual XRD equipment revenue. ([haloxray.com](https://www.haloxray.com/partners))

25. Explosives Trace Detectors (ETDs): Market Survey Report, November 2021

· Evidence informing base-year allocation inputs; displayed values and growth are calculated: Historical IONSCAN xx.xx list-price configurations around USD xx.xx-xx.xx constrain the IMS price class; they do not establish 2025 purchasing volumes or realizations. ([dhs.gov](https://dhs.gov/sites/default/files/2021-xx.xx/SAVER_Explosives%20Trace%20Detectors%20MSR_08Nov2021_Final-xx.xx.pdf))

· Evidence informing forecast-year allocation inputs; displayed values and growth are calculated: Historical IONSCAN xx.xx list-price configurations around USD xx.xx-xx.xx constrain the IMS price class; they do not establish 2025 purchasing volumes or realizations. ([dhs.gov](https://dhs.gov/sites/default/files/2021-xx.xx/SAVER_Explosives%20Trace%20Detectors%20MSR_08Nov2021_Final-xx.xx.pdf))

· Evidence informing base-year allocation inputs; displayed values and growth are calculated: The Fido X4 historical USD xx.xx list-price benchmark supports the explicit nominal-price bridge; baggage attribution and unit mix remain modeled.

· Evidence informing forecast-year allocation inputs; displayed values and growth are calculated: The Fido X4 historical USD xx.xx list-price benchmark supports the explicit nominal-price bridge; baggage attribution and unit mix remain modeled.

26. Astrotech Corporation - Form 10-K for the Fiscal Year Ended June 30, 2025

· Evidence informing base-year allocation inputs; displayed values and growth are calculated: Discloses FY2025 product and service revenue, xx.xx deployment locations, and a six-unit USD xx.xx order. These provide a price comparator and supplier-scale check, not baggage-only revenue. ([sec.gov](https://www.sec.gov/Archives/edgar/data/xx.xx/xx.xx/astc20250630_10k.htm))

· Evidence informing forecast-year allocation inputs; displayed values and growth are calculated: Discloses FY2025 product and service revenue, xx.xx deployment locations, and a six-unit USD xx.xx order. These provide a price comparator and supplier-scale check, not baggage-only revenue. ([sec.gov](https://www.sec.gov/Archives/edgar/data/xx.xx/xx.xx/astc20250630_10k.htm))

27. Astrotech Corporation - Form 10-K for the Fiscal Year Ended June 30, 2026

· Evidence informing base-year allocation inputs; displayed values and growth are calculated: Reports eight TRACER units sold in FY2025 versus three in FY2026, identifies grant-related revenue within FY2025 product revenue, and describes a potential subsidiary sale. These constrain MS attribution and forecast optimism. ([sec.gov](https://www.sec.gov/Archives/edgar/data/xx.xx/xx.xx/astc20260630_10k.htm))

· Evidence informing forecast-year allocation inputs; displayed values and growth are calculated: Reports eight TRACER units sold in FY2025 versus three in FY2026, identifies grant-related revenue within FY2025 product revenue, and describes a potential subsidiary sale. These constrain MS attribution and forecast optimism. ([sec.gov](https://www.sec.gov/Archives/edgar/data/xx.xx/xx.xx/astc20260630_10k.htm))

28. Liquid Explosive Detector, Bottle Liquid Scanner, Insight - Agilent

· Evidence informing base-year allocation inputs; displayed values and growth are calculated: Identifies Raman-based airport resolution products and dated September 2025 launch and May 2026 contract announcements. Supports category continuity and adoption premises, not global unit or revenue shares. ([agilent.com](https://www.agilent.com/en/product/molecular-spectroscopy/raman-spectroscopy/raman-aviation-security-systems/insight-series-alarm-resolution-systems))

· Evidence informing forecast-year allocation inputs; displayed values and growth are calculated: Identifies Raman-based airport resolution products and dated September 2025 launch and May 2026 contract announcements. Supports category continuity and adoption premises, not global unit or revenue shares. ([agilent.com](https://www.agilent.com/en/product/molecular-spectroscopy/raman-spectroscopy/raman-aviation-security-systems/insight-series-alarm-resolution-systems))

29. Bottle Liquid Scanner for Sale from China - Securina

- Evidence informing base-year allocation inputs; displayed values and growth are calculated: Positions microwave-based liquid-screening products for airports and customs. Supports commercial classification only; prices, authorization and purchasing weights remain assumptions. ([securinadetection.com](https://www.securinadetection.com/Bottle-Liquid-Scanner-Manufacturer-China.html))
- Evidence informing forecast-year allocation inputs; displayed values and growth are calculated: Positions microwave-based liquid-screening products for airports and customs. Supports commercial classification only; prices, authorization and purchasing weights remain assumptions. ([securinadetection.com](https://www.securinadetection.com/Bottle-Liquid-Scanner-Manufacturer-China.html))

30. Quick, Accurate Threat-Detection Scanner for Liquid, Aerosol, and Gels Eases and Secures Air Travel Worldwide

- Evidence informing base-year allocation inputs; displayed values and growth are calculated: Identifies LS10 as a complete commercial liquid scanner combining RF and ultrasonic capabilities, supporting nonduplicative complete-product attribution. ([battelle.org](https://www.battelle.org/insights/case-studies/case-study-details/quick-accurate-threat-detection-scanner-for-liquid-aerosol-and-gels-eases-and-secures-air-travel-worldwide))
- Evidence informing forecast-year allocation inputs; displayed values and growth are calculated: Identifies LS10 as a complete commercial liquid scanner combining RF and ultrasonic capabilities, supporting nonduplicative complete-product attribution. ([battelle.org](https://www.battelle.org/insights/case-studies/case-study-details/quick-accurate-threat-detection-scanner-for-liquid-aerosol-and-gels-eases-and-secures-air-travel-worldwide))

31. ECAC CEP Public Equipment List - Liquid Explosive Detection Systems, Update 10 July 2025

- Evidence informing base-year allocation inputs; displayed values and growth are calculated: The July xx.xx 2025 list includes One Resonance Sensors MobiLab BLS. This supports retained listed status for a named product, not active supply, paid installed stock or observed receipts. ([ecac-ceac.org](https://www.ecac-ceac.org/images/activities/security/ECAC-CEP-LEDS%20equipment%20public%20list-update%xx.xx-xx.xx-rev1.pdf))
- Evidence informing forecast-year allocation inputs; displayed values and growth are calculated: The July xx.xx 2025 list includes One Resonance Sensors MobiLab BLS. This supports retained listed status for a named product, not active supply, paid installed stock or observed receipts. ([ecac-ceac.org](https://www.ecac-ceac.org/images/activities/security/ECAC-CEP-LEDS%20equipment%20public%20list-update%xx.xx-xx.xx-rev1.pdf))

32. MobiLab BLS Bottled Liquid Scanner Endorsed By European Civil Aviation Conference

- Evidence informing base-year allocation inputs; displayed values and growth are calculated: The company's May xx.xx 2014 announcement identifies MobiLab BLS as an NMR-based airport liquid scanner and states that orders were being accepted. Establishes historical commercial offering, not 2025 deliveries. ([prnewswire.com](https://www.prnewswire.com/news-releases/mobilab-bls-bottled-liquid-scanner-endorsed-by-european-civil-aviation-conference-xx.xx.html))
- Evidence informing forecast-year allocation inputs; displayed values and growth are calculated: The company's May xx.xx 2014 announcement identifies MobiLab BLS as an NMR-based airport liquid scanner and states that orders were being accepted. Establishes historical commercial offering, not 2025 deliveries. ([prnewswire.com](https://www.prnewswire.com/news-releases/mobilab-bls-bottled-liquid-scanner-endorsed-by-european-civil-aviation-conference-xx.xx.html))

33. SafePointe BLS Powered by ORS - Bottled Liquid Explosives Detection Solution

- Evidence informing base-year allocation inputs; displayed values and growth are calculated: The branded supplier brochure documents an ORS-powered bottled-liquid product channel. Its availability does not establish current orders or support continuity; it supports only the legacy-channel modeling premise. ([uploads-ssl.webflow.com](https://uploads-ssl.webflow.com/608330bcae48962bf6d7ff37/6149f80be6c30d34b5e3debe_BLS-Flyer-Compressed.pdf))
- Evidence informing forecast-year allocation inputs; displayed values and growth are calculated: The branded supplier brochure documents an ORS-powered bottled-liquid product channel. Its availability does not establish current orders or support continuity; it supports only the legacy-channel modeling premise. ([uploads-ssl.webflow.com](https://uploads-ssl.webflow.com/608330bcae48962bf6d7ff37/6149f80be6c30d34b5e3debe_BLS-Flyer-Compressed.pdf))

34. Florida Division of Corporations - One Resonance Sensors, LLC, Entity Detail

- Evidence informing base-year allocation inputs; displayed values and growth are calculated: The official registry records One Resonance Sensors, LLC as inactive following administrative dissolution on September xx.xx 2019. This counterevidence constrains continuity assumptions but does not prove zero surviving product support. ([search.sunbiz.org](https://search.sunbiz.org/Inquiry/CorporationSearch/SearchResultDetail?aggregateId=flal-l11000122986-c57f60b3-690d-4c87-836a-9aeb045075e8&directionType=CurrentList&inquirytype=EntityName&listNameOrder=ONERESONANCESENSORS+L110001229860&searchNameOrder=ONERESONANCESENSORS+L110001229860&searchTerm=ONE+RED+AMPERSAND+LLC))
- Evidence informing forecast-year allocation inputs; displayed values and growth are calculated: The official registry records One Resonance Sensors, LLC as inactive following administrative dissolution on September xx.xx 2019. This counterevidence constrains continuity assumptions but does not prove zero surviving product support. ([search.sunbiz.org](https://search.sunbiz.org/Inquiry/CorporationSearch/SearchResultDetail?aggregateId=flal-l11000122986-c57f60b3-690d-4c87-836a-9aeb045075e8&directionType=CurrentList&inquirytype=EntityName&listNameOrder=ONERESONANCESENSORS+L110001229860&searchNameOrder=ONERESONANCESENSORS+L110001229860&searchTerm=ONE+RED+AMPERSAND+LLC))

35. Explosive Detection - Teledyne FLIR Defense

- Evidence informing base-year allocation inputs; displayed values and growth are calculated: Lists offered Fido X-series products and service support, supporting commercial offering continuity only, not airport-specific eligibility or sales weights. ([flir.com](https://www.flir.com/threat-detection/explosives/))
- Evidence informing forecast-year allocation inputs; displayed values and growth are calculated: Lists offered Fido X-series products and service support, supporting commercial offering continuity only, not airport-specific eligibility or sales weights. ([flir.com](https://www.flir.com/threat-detection/explosives/))

36. Scintrex Trace E3500 Explosive Trace Detection Unit - SecurityPro USA

- Evidence informing base-year allocation inputs; displayed values and growth are calculated: The distributor offers E3500 chemiluminescence equipment and identifies customs/border applications. Supports a commercial category lead, not measured airport purchasing or the assumed price. ([securityprousa.com](https://www.securityprousa.com/collections/explosive-detection/products/scintrex-trace-e3500-explosive-trace-detection-unit))
- Evidence informing forecast-year allocation inputs; displayed values and growth are calculated: The distributor offers E3500 chemiluminescence equipment and identifies customs/border applications. Supports a commercial category lead, not measured airport purchasing or the assumed price. ([securityprousa.com](https://www.securityprousa.com/collections/explosive-detection/products/scintrex-trace-e3500-explosive-trace-detection-unit))

37. Portable Explosive Detector - Trace Detector EVD-3000+

- Evidence informing base-year allocation inputs; displayed values and growth are calculated: The distributor offers EVD-xx.xx+ thermo-redox equipment. Supports offered-product classification, not airport authorization, purchasing volume or the modeled realization. ([securityprousa.com](https://www.securityprousa.com/products/scintrex-trace-evd-xx.xx-portable-trace-detection-unit))
- Evidence informing forecast-year allocation inputs; displayed values and growth are calculated: The distributor offers EVD-xx.xx+ thermo-redox equipment. Supports offered-product classification, not airport authorization, purchasing volume or the modeled realization. ([securityprousa.com](https://www.securityprousa.com/products/scintrex-trace-evd-xx.xx-portable-trace-detection-unit))

38. CATSA's Purchase Order Terms and Conditions

- Evidence informing base-year allocation inputs; displayed values and growth are calculated: Contract terms constrain maintenance, parts and consumables escalation, qualifying unrestricted aftermarket pricing assumptions in the projection lifecycle model. ([catsa-acsta.gc.ca](https://www.catsa-acsta.gc.ca/en/publications/catsa-s-purchase-order-terms-and-conditions))
- Evidence informing forecast-year allocation inputs; displayed values and growth are calculated: Contract terms constrain maintenance, parts and consumables escalation, qualifying unrestricted aftermarket pricing assumptions in the projection lifecycle model. ([catsa-acsta.gc.ca](https://www.catsa-acsta.gc.ca/en/publications/catsa-s-purchase-order-terms-and-conditions))
- Evidence informing base-year allocation inputs; displayed values and growth are calculated: Contractual price limits constrain the pricing premise, but do not verify CT-specific global support receipts.
- Evidence informing forecast-year allocation inputs; displayed values and growth are calculated: Contractual price limits constrain the pricing premise, but do not verify CT-specific global support receipts.
- Evidence informing base-year allocation inputs; displayed values and growth are calculated: Maintenance and consumable escalation limits qualify the trace-platform pricing assumption rather than establishing the modeled IMS share.
- Evidence informing forecast-year allocation inputs; displayed values and growth are calculated: Maintenance and consumable escalation limits qualify the trace-platform pricing assumption rather than establishing the modeled IMS share.
- Evidence informing base-year allocation inputs; displayed values and growth are calculated: The pre-existing-software clause grants broad license rights without transferring ownership; proprietary ownership alone therefore cannot establish the Closed revenue numerator. ([catsa-acsta.gc.ca](https://www.catsa-acsta.gc.ca/en/publications/catsa-s-purchase-order-terms-and-conditions))
- Evidence informing forecast-year allocation inputs; displayed values and growth are calculated: The pre-existing-software clause grants broad license rights without transferring ownership; proprietary ownership alone therefore cannot establish the Closed revenue numerator. ([catsa-acsta.gc.ca](https://www.catsa-acsta.gc.ca/en/publications/catsa-s-purchase-order-terms-and-conditions))
- Evidence informing base-year allocation inputs; displayed values and growth are calculated: Software modification rights are not themselves proof of standards-based interfaces or independent component substitution; supports conservative classification. ([catsa-acsta.gc.ca](https://www.catsa-acsta.gc.ca/en/publications/catsa-s-purchase-order-terms-and-conditions))
- Evidence informing forecast-year allocation inputs; displayed values and growth are calculated: Software modification rights are not themselves proof of standards-based interfaces or independent component substitution; supports conservative classification. ([catsa-acsta.gc.ca](https://www.catsa-acsta.gc.ca/en/publications/catsa-s-purchase-order-terms-and-conditions))

39. Liquids Scanner for Airport Security - UC Davis
    - Evidence informing base-year allocation inputs; displayed values and growth are calculated: The February xx.xx 2011 account establishes a development contract and licensing relationship. Its development allocation is excluded from 2025 receipts and does not establish a surviving commercial cohort. ([ucdavis.edu](https://www.ucdavis.edu/news/liquids-scanner-airport-security))
    - Evidence informing forecast-year allocation inputs; displayed values and growth are calculated: The February xx.xx 2011 account establishes a development contract and licensing relationship. Its development allocation is excluded from 2025 receipts and does not establish a surviving commercial cohort. ([ucdavis.edu](https://www.ucdavis.edu/news/liquids-scanner-airport-security))
40. Open Architecture for Airport Security Systems, Second Edition
    - Evidence informing base-year allocation inputs; displayed values and growth are calculated: Distinguishes proprietary integration from interoperable connections, supporting the category boundary rather than an observed revenue share. ([aci-europe.org](https://aci-europe.org/downloads/resources/Open%20Architecture%20for%20Airport%20Security%20Systems%202nd%20Edition.pdf))
    - Evidence informing forecast-year allocation inputs; displayed values and growth are calculated: Distinguishes proprietary integration from interoperable connections, supporting the category boundary rather than an observed revenue share. ([aci-europe.org](https://aci-europe.org/downloads/resources/Open%20Architecture%20for%20Airport%20Security%20Systems%202nd%20Edition.pdf))
    - Evidence informing base-year allocation inputs; displayed values and growth are calculated: Integration does not guarantee interoperability; this constrains attribution of vendor-mediated configurations. ([aci-europe.org](https://aci-europe.org/downloads/resources/Open%20Architecture%20for%20Airport%20Security%20Systems%202nd%20Edition.pdf))
    - Evidence informing forecast-year allocation inputs; displayed values and growth are calculated: Integration does not guarantee interoperability; this constrains attribution of vendor-mediated configurations. ([aci-europe.org](https://aci-europe.org/downloads/resources/Open%20Architecture%20for%20Airport%20Security%20Systems%202nd%20Edition.pdf))
    - Evidence informing base-year allocation inputs; displayed values and growth are calculated: Allows identified partial compliance and discusses accountable integration responsibilities; supports scoped open attribution, not whole-purchase reclassification. ([aci-europe.org](https://aci-europe.org/downloads/resources/Open%20Architecture%20for%20Airport%20Security%20Systems%202nd%20Edition.pdf))
    - Evidence informing forecast-year allocation inputs; displayed values and growth are calculated: Allows identified partial compliance and discusses accountable integration responsibilities; supports scoped open attribution, not whole-purchase reclassification. ([aci-europe.org](https://aci-europe.org/downloads/resources/Open%20Architecture%20for%20Airport%20Security%20Systems%202nd%20Edition.pdf))

41. CATSA 2025 Annual Report - Overview of Activities

- Evidence informing base-year allocation inputs; displayed values and growth are calculated: Reports xx.xx CATSA Plus lines across xx.xx airports serving more than xx.xx% of passengers in 2024/xx.xx; provides an independent integration-activity check, not a direct value allocation. ([catsa-acsta.gc.ca](https://www.catsa-acsta.gc.ca/en/publications/2025-annual-report/overview-activities))
- Evidence informing forecast-year allocation inputs; displayed values and growth are calculated: Reports xx.xx CATSA Plus lines across xx.xx airports serving more than xx.xx% of passengers in 2024/xx.xx; provides an independent integration-activity check, not a direct value allocation. ([catsa-acsta.gc.ca](https://www.catsa-acsta.gc.ca/en/publications/2025-annual-report/overview-activities))
- Evidence informing base-year allocation inputs; displayed values and growth are calculated: The reported modernized passenger coverage constrains an assumption of universally standalone activity, while leaving commercial architecture and revenue attribution unresolved. ([catsa-acsta.gc.ca](https://www.catsa-acsta.gc.ca/en/publications/2025-annual-report/overview-activities))
- Evidence informing forecast-year allocation inputs; displayed values and growth are calculated: The reported modernized passenger coverage constrains an assumption of universally standalone activity, while leaving commercial architecture and revenue attribution unresolved. ([catsa-acsta.gc.ca](https://www.catsa-acsta.gc.ca/en/publications/2025-annual-report/overview-activities))
- Evidence informing forecast-year allocation inputs; displayed values and growth are calculated: The annual report identifies enhanced non-passenger requirements and implementation planned from spring 2025. This supports a conditional modernization premise, not the modeled global uptake factor.
- Evidence informing base-year allocation inputs; displayed values and growth are calculated: Reports xx.xx CATSA Plus lines and more than xx.xx% passenger coverage in 2024/xx.xx; provides a Canadian adoption comparator, not a global local-review revenue weight. ([catsa-acsta.gc.ca](https://www.catsa-acsta.gc.ca/en/publications/2025-annual-report/overview-activities))
- Evidence informing forecast-year allocation inputs; displayed values and growth are calculated: Reports xx.xx CATSA Plus lines and more than xx.xx% passenger coverage in 2024/xx.xx; provides a Canadian adoption comparator, not a global local-review revenue weight. ([catsa-acsta.gc.ca](https://www.catsa-acsta.gc.ca/en/publications/2025-annual-report/overview-activities))
- Evidence informing base-year allocation inputs; displayed values and growth are calculated: Identifies remote screening within CATSA Plus and quantifies deployment; constrains the commercial-adoption premise but does not establish each review room's location. ([catsa-acsta.gc.ca](https://www.catsa-acsta.gc.ca/en/publications/2025-annual-report/overview-activities))
- Evidence informing forecast-year allocation inputs; displayed values and growth are calculated: Identifies remote screening within CATSA Plus and quantifies deployment; constrains the commercial-adoption premise but does not establish each review room's location. ([catsa-acsta.gc.ca](https://www.catsa-acsta.gc.ca/en/publications/2025-annual-report/overview-activities))
- Evidence informing base-year allocation inputs; displayed values and growth are calculated: Deployment coverage constrains the addressable network-enabled pool; it does not disclose hybrid contracts or justify the modeled hybrid percentage. ([catsa-acsta.gc.ca](https://www.catsa-acsta.gc.ca/en/publications/2025-annual-report/overview-activities))
- Evidence informing forecast-year allocation inputs; displayed values and growth are calculated: Deployment coverage constrains the addressable network-enabled pool; it does not disclose hybrid contracts or justify the modeled hybrid percentage. ([catsa-acsta.gc.ca](https://www.catsa-acsta.gc.ca/en/publications/2025-annual-report/overview-activities))

42. CATSA - Beyond the Checkpoint, December 2025

- Evidence informing base-year allocation inputs; displayed values and growth are calculated: Reports xx.xx operational CT machines at eight airports and a modular-line average of xx.xx passengers per hour versus xx.xx for traditional multi-split lines; supports the bounded throughput-to-unit bridge and phased-deployment premise. ([catsa-acsta.gc.ca](https://www.catsa-acsta.gc.ca/en/about-us/beyond-checkpoint-2025-december))
- Evidence informing forecast-year allocation inputs; displayed values and growth are calculated: Reports xx.xx operational CT machines at eight airports and a modular-line average of xx.xx passengers per hour versus xx.xx for traditional multi-split lines; supports the bounded throughput-to-unit bridge and phased-deployment premise. ([catsa-acsta.gc.ca](https://www.catsa-acsta.gc.ca/en/about-us/beyond-checkpoint-2025-december))

43. Smiths Detection Delivers Fully Automated International Remote Baggage Screening System Between South Korea and the United States

- Evidence informing base-year allocation inputs; displayed values and growth are calculated: The January xx.xx 2026 disclosure identifies xx.xx software licenses and DICOS V3.xx.xx exchange, and dates operational service to August 2025. Supports commercial standards-based activity and forecast feasibility, not an observed global share or a confirmed 2025 license inventory. ([smithsdetection.com](https://www.smithsdetection.com/press-releases/smiths-detection-delivers-fully-automated-international-remote-baggage-screening-system-between-south-korea-and-the-united-states/))
- Evidence informing forecast-year allocation inputs; displayed values and growth are calculated: The January xx.xx 2026 disclosure identifies xx.xx software licenses and DICOS V3.xx.xx exchange, and dates operational service to August 2025. Supports commercial standards-based activity and forecast feasibility, not an observed global share or a confirmed 2025 license inventory. ([smithsdetection.com](https://www.smithsdetection.com/press-releases/smiths-detection-delivers-fully-automated-international-remote-baggage-screening-system-between-south-korea-and-the-united-states/))

44. SeeTrue Marks Milestone with Over 100 X-ray Checkpoint Installations of Advanced AI-Based Threat Detection Software

- Evidence informing base-year allocation inputs; displayed values and growth are calculated: The December xx.xx 2024 announcement reports the 100th operational screening lane across airports and other sectors. Provides a limited commercial-adoption scale check; it is neither airport-only nor a census of standards-based entitlements. ([seetrue.ai](https://www.seetrue.ai/seetrue-marks-milestone-with-over-xx.xx-x-ray-checkpoint-installations-of-advanced-ai-based-threat-detection-software/))
- Evidence informing forecast-year allocation inputs; displayed values and growth are calculated: The December xx.xx 2024 announcement reports the 100th operational screening lane across airports and other sectors. Provides a limited commercial-adoption scale check; it is neither airport-only nor a census of standards-based entitlements. ([seetrue.ai](https://www.seetrue.ai/seetrue-marks-milestone-with-over-xx.xx-x-ray-checkpoint-installations-of-advanced-ai-based-threat-detection-software/))

45. Scarabee’s Checkpoint Property Screening System to be deployed at DEN

- Evidence informing base-year allocation inputs; displayed values and growth are calculated: Describes a xx.xx-lane Denver award combining Scarabee lanes with Smiths scanners. Corroborates a commercial mixed-supplier integration route; an award is not realized annual revenue or proof of unrestricted interoperability. ([daifukuatec.com](https://daifukuatec.com/news/scarabees-checkpoint-property-screening-system-to-be-deployed-at-den))
- Evidence informing forecast-year allocation inputs; displayed values and growth are calculated: Describes a xx.xx-lane Denver award combining Scarabee lanes with Smiths scanners. Corroborates a commercial mixed-supplier integration route; an award is not realized annual revenue or proof of unrestricted interoperability. ([daifukuatec.com](https://daifukuatec.com/news/scarabees-checkpoint-property-screening-system-to-be-deployed-at-den))

46. CATSA Annual Report 2024 - Management’s Discussion and Analysis

- Evidence informing base-year allocation inputs; displayed values and growth are calculated: FY2023/xx.xx pre-board capital appropriations used of C$xx.xx provide the second period in the non-passenger-to-cabin purchasing comparison.
- Evidence informing base-year allocation inputs; displayed values and growth are calculated: FY2023/xx.xx non-passenger capital appropriations used of C$xx.xx enter the two-period activity proxy; they do not identify the property-only fraction.
- Evidence informing forecast-year allocation inputs; displayed values and growth are calculated: FY2023/xx.xx non-passenger capital appropriations used of C$xx.xx enter the two-period activity proxy; they do not identify the property-only fraction.

47. Smiths Detection confirm order of 91 advanced scanners for new terminals at Moscow Sheremetyevo International Airport
    - Evidence informing base-year allocation inputs; displayed values and growth are calculated: The dated airport deployment includes xx.xx entrance baggage systems and xx.xx cabin-checkpoint systems. Their ratio supplies a historical relative-density proxy, subsequently discounted for assumed global coverage.
    - Evidence informing forecast-year allocation inputs; displayed values and growth are calculated: The dated airport deployment includes xx.xx entrance baggage systems and xx.xx cabin-checkpoint systems. Their ratio supplies a historical relative-density proxy, subsequently discounted for assumed global coverage.
48. Cochin International Airport Selects Smiths Detection's CTX 9800 for Next-Generation Hold Baggage Screening
    - Evidence informing base-year allocation inputs; displayed values and growth are calculated: The May 2017 deployment identifies xx.xx customs baggage systems alongside four hold-baggage systems. This supports the customs-intensive historical configuration proxy, not current global fleet or revenue observations.
    - Evidence informing forecast-year allocation inputs; displayed values and growth are calculated: The May 2017 deployment identifies xx.xx customs baggage systems alongside four hold-baggage systems. This supports the customs-intensive historical configuration proxy, not current global fleet or revenue observations.
49. CATSA Functions, Programs and Activities
    - Evidence informing base-year allocation inputs; displayed values and growth are calculated: Hold-baggage activities include equipment purchase, baggage-handling integration and equipment maintenance, supporting the checked-baggage capital and lifecycle boundary.
    - Evidence informing forecast-year allocation inputs; displayed values and growth are calculated: Hold-baggage activities include equipment purchase, baggage-handling integration and equipment maintenance, supporting the checked-baggage capital and lifecycle boundary.
    - Evidence informing base-year allocation inputs; displayed values and growth are calculated: Non-passenger screening covers airport workers and their belongings; only attributable property-screening offerings enter this allocation.
    - Evidence informing forecast-year allocation inputs; displayed values and growth are calculated: Non-passenger screening covers airport workers and their belongings; only attributable property-screening offerings enter this allocation.
50. Fraport TAV Antalya Airport - About the security control itself
    - Evidence informing base-year allocation inputs; displayed values and growth are calculated: The airport operator distinguishes terminal-entry security from a subsequent checkpoint. This supports a separate entrance-screening mission while providing no global prevalence or spending share.
    - Evidence informing forecast-year allocation inputs; displayed values and growth are calculated: The airport operator distinguishes terminal-entry security from a subsequent checkpoint. This supports a separate entrance-screening mission while providing no global prevalence or spending share.
51. EMSD VoiceLink, Issue 79, June 2026 - EMSD Provides Comprehensive Support for Terminal 2 Commissioning
    - Evidence informing forecast-year allocation inputs; displayed values and growth are calculated: The June 2026 account identifies baggage-and-parcel equipment procurement and installation for the customs authority at Terminal xx.xx. It supports a separate commissioning mission but does not isolate baggage expenditure.
52. GAO-26-107811 - Guam: Considerations for Evaluating Alternative Customs Models and Potential Economic Effects
    - Evidence informing base-year allocation inputs; displayed values and growth are calculated: The audit identifies two historical airport-customs baggage systems inactive for years and delayed replacement procurement. This challenges conversion of installed stock or acknowledged need directly into annual equipment and support revenue.
    - Evidence informing forecast-year allocation inputs; displayed values and growth are calculated: The audit identifies two historical airport-customs baggage systems inactive for years and delayed replacement procurement. This challenges conversion of installed stock or acknowledged need directly into annual equipment and support revenue.

53. Bennet, Moran, Van Hollen, Boozman Introduce Bill to Bolster Aviation Safety
    - Evidence informing base-year allocation inputs; displayed values and growth are calculated: The July xx.xx 2025 official release identifies xx.xx U.S. screening lanes, used as agency purchasing-exposure calibration rather than observed annual equipment sales.
    - Evidence informing forecast-year allocation inputs; displayed values and growth are calculated: The July xx.xx 2025 official release identifies xx.xx U.S. screening lanes, used as agency purchasing-exposure calibration rather than observed annual equipment sales.
54. Bank of Canada - Annual exchange rates
    - Evidence informing base-year allocation inputs; displayed values and growth are calculated: Annual exchange-rate observations support the inherited fiscal-period approximation of xx.xx Canadian dollars per U.S. dollar; this is not a transaction-weighted exchange rate.
    - Evidence informing forecast-year allocation inputs; displayed values and growth are calculated: Annual exchange-rate observations support the inherited fiscal-period approximation of xx.xx Canadian dollars per U.S. dollar; this is not a transaction-weighted exchange rate.
55. Japan’s leading airline revolutionizes check in experience with new Smiths Detection technology
    - Evidence informing base-year allocation inputs; displayed values and growth are calculated: The August 2023 announcement identifies JAL as customer for five screening ecosystems and reports xx.xx deployed iLane units across Japan. These are historical commercial-stock anchors, not an airline-only fleet or 2025 sales observation.
    - Evidence informing forecast-year allocation inputs; displayed values and growth are calculated: The August 2023 announcement identifies JAL as customer for five screening ecosystems and reports xx.xx deployed iLane units across Japan. These are historical commercial-stock anchors, not an airline-only fleet or 2025 sales observation.
56. Narita International Airport anticipates threats with integrated solutions
    - Evidence informing base-year allocation inputs; displayed values and growth are calculated: Identifies Narita airport as a screening-technology customer and describes xx.xx lane-related installations, qualifying any assumption that the supplier's Japanese installed stock was purchased entirely by airlines.
    - Evidence informing forecast-year allocation inputs; displayed values and growth are calculated: Identifies Narita airport as a screening-technology customer and describes xx.xx lane-related installations, qualifying any assumption that the supplier's Japanese installed stock was purchased entirely by airlines.
57. MLIT - 保安検査の実施主体が変わります！ - June 27, 2025
    - Evidence informing forecast-year allocation inputs; displayed values and growth are calculated: The June xx.xx 2025 announcement targets transfer of security-screening responsibility from airlines to airport managers, with leading cases targeted in FY2026. Supports a conditional reduction in airline purchasing, not an observed contract-transfer percentage.
    - Evidence informing forecast-year allocation inputs; displayed values and growth are calculated: The transfer direction supports modeled airport-manager purchasing gains. Continued shared financing does not imply equal purchasing shares.
58. ICTS International N.V. - Annual Report for the year ended December 31, 2025
    - Evidence informing base-year allocation inputs; displayed values and growth are calculated: Discloses USD xx.xx company-wide property/equipment purchases and USD xx.xx airport-security revenue in 2025. Supports an asset-light purchasing-intensity proxy; the in-scope fraction and global expansion remain assumptions.
    - Evidence informing forecast-year allocation inputs; displayed values and growth are calculated: Discloses USD xx.xx company-wide property/equipment purchases and USD xx.xx airport-security revenue in 2025. Supports an asset-light purchasing-intensity proxy; the in-scope fraction and global expansion remain assumptions.

59. EU Publications Office - Purchase and maintenance of non-intrusive X-ray inspection equipment for baggage and air cargo volume control
    - Evidence informing base-year allocation inputs; displayed values and growth are calculated: Identifies Autoridade Tributária e Aduaneira as buyer and reports a 2026 award of EUR xx.xx across four lots for baggage/air-cargo inspection equipment and maintenance. Provides a buyer-role and commercial-scale comparator, not 2025 baggage-only annual expenditure.
    - Evidence informing forecast-year allocation inputs; displayed values and growth are calculated: Identifies Autoridade Tributária e Aduaneira as buyer and reports a 2026 award of EUR xx.xx across four lots for baggage/air-cargo inspection equipment and maintenance. Provides a buyer-role and commercial-scale comparator, not 2025 baggage-only annual expenditure.
60. ACI World - Busiest Airports in the World
    - Evidence informing base-year allocation inputs; displayed values and growth are calculated: Reports approximately xx.xx international airport passenger movements in 2025. Half provides an approximate arrival-movement scale check before transfer exclusions, not a customs examination or equipment-purchasing weight.
    - Evidence informing forecast-year allocation inputs; displayed values and growth are calculated: Reports approximately xx.xx international airport passenger movements in 2025. Half provides an approximate arrival-movement scale check before transfer exclusions, not a customs examination or equipment-purchasing weight.
61. Heathrow announces £2.3bn accelerated investment plan to upgrade the UK's international gateway to growth
    - Evidence informing base-year allocation inputs; displayed values and growth are calculated: Reports GBP xx.xx invested in security-lane upgrades during 2024, supporting material airport-directed purchasing. Broader infrastructure obligations and historical timing prevent treating the amount as 2025 in-scope market receipts.
    - Evidence informing forecast-year allocation inputs; displayed values and growth are calculated: Reports GBP xx.xx invested in security-lane upgrades during 2024, supporting material airport-directed purchasing. Broader infrastructure obligations and historical timing prevent treating the amount as 2025 in-scope market receipts.
62. Fraport Assumes Responsibility for Aviation Security Checks at Frankfurt Airport
    - Evidence informing base-year allocation inputs; displayed values and growth are calculated: Documents Fraport's checkpoint-management responsibility from January 2023, six initial CT-equipped lanes and three contracted screening providers. Supports distinguishing an airport commissioning role from regulator oversight and contracted screening labor.
    - Evidence informing forecast-year allocation inputs; displayed values and growth are calculated: Documents Fraport's checkpoint-management responsibility from January 2023, six initial CT-equipped lanes and three contracted screening providers. Supports distinguishing an airport commissioning role from regulator oversight and contracted screening labor.
63. Advanced Cabin Baggage Screening - Computed Tomography Implementation Guide
    - Evidence informing base-year allocation inputs; displayed values and growth are calculated: Distinguishes standalone CT, including equipment-local conveyance, from integrated screening-lane configurations; supports attribution boundaries, not a revenue weight.
    - Evidence informing forecast-year allocation inputs; displayed values and growth are calculated: Distinguishes standalone CT, including equipment-local conveyance, from integrated screening-lane configurations; supports attribution boundaries, not a revenue weight.
    - Evidence informing base-year allocation inputs; displayed values and growth are calculated: Identifies automated tray-return and automated screening-lane integration as commercially distinct configurations; supports the lane-integrated category definition.
    - Evidence informing forecast-year allocation inputs; displayed values and growth are calculated: Identifies automated tray-return and automated screening-lane integration as commercially distinct configurations; supports the lane-integrated category definition.

64. GAO-12-266 - Checked Baggage Screening: TSA Has Deployed Optimal Systems at the Majority of TSA-Regulated Airports, but Could Strengthen Cost Estimates

- Evidence informing base-year allocation inputs; displayed values and growth are calculated: The December 2011 table reports xx.xx standalone EDS alongside xx.xx in-line EDS; this historical machine-count comparator constrains, but does not determine, the current global allocation.
- Evidence informing forecast-year allocation inputs; displayed values and growth are calculated: The December 2011 table reports xx.xx standalone EDS alongside xx.xx in-line EDS; this historical machine-count comparator constrains, but does not determine, the current global allocation.
- Evidence informing base-year allocation inputs; displayed values and growth are calculated: Reports xx.xx in-line EDS across xx.xx in-line systems and distinguishes equipment counts from integrated-system counts; supports the historical configuration bridge.
- Evidence informing forecast-year allocation inputs; displayed values and growth are calculated: Reports xx.xx in-line EDS across xx.xx in-line systems and distinguishes equipment counts from integrated-system counts; supports the historical configuration bridge.

65. Smiths Detection selected as security technology provider to International Airport Heraklion Crete

- Evidence informing base-year allocation inputs; displayed values and growth are calculated: The September xx.xx 2025 announcement identifies eight cabin CT scanners and eight automated tray-return systems for Heraklion, with installation planned across late 2025 and mid-2026; supports ongoing integrated procurement, not realized annual revenue.
- Evidence informing forecast-year allocation inputs; displayed values and growth are calculated: The September xx.xx 2025 announcement identifies eight cabin CT scanners and eight automated tray-return systems for Heraklion, with installation planned across late 2025 and mid-2026; supports ongoing integrated procurement, not realized annual revenue.

66. Centralised Image Processing: The Impact on Security Checkpoints

- Evidence informing base-year allocation inputs; displayed values and growth are calculated: Distinguishes checkpoint-local image review from separate-room arrangements; supports retaining networked local activity rather than automatically assigning it to remote review. ([casra.ch](https://casra.ch/wp-content/uploads/2021/xx.xx/Kuhn-2017.-Centralised-image-processing.pdf))
- Evidence informing forecast-year allocation inputs; displayed values and growth are calculated: Distinguishes checkpoint-local image review from separate-room arrangements; supports retaining networked local activity rather than automatically assigning it to remote review. ([casra.ch](https://casra.ch/wp-content/uploads/2021/xx.xx/Kuhn-2017.-Centralised-image-processing.pdf))
- Evidence informing base-year allocation inputs; displayed values and growth are calculated: Describes separate screening rooms and established remote hold-baggage review at larger airports; supports the cohort-maturity premise, not a numerical global share. ([casra.ch](https://casra.ch/wp-content/uploads/2021/xx.xx/Kuhn-2017.-Centralised-image-processing.pdf))
- Evidence informing forecast-year allocation inputs; displayed values and growth are calculated: Describes separate screening rooms and established remote hold-baggage review at larger airports; supports the cohort-maturity premise, not a numerical global share. ([casra.ch](https://casra.ch/wp-content/uploads/2021/xx.xx/Kuhn-2017.-Centralised-image-processing.pdf))
- Evidence informing base-year allocation inputs; displayed values and growth are calculated: Describes combined checkpoint and remote-room arrangements, establishing a mixed-location commercial configuration without measuring its prevalence or price. ([casra.ch](https://casra.ch/wp-content/uploads/2021/xx.xx/Kuhn-2017.-Centralised-image-processing.pdf))
- Evidence informing forecast-year allocation inputs; displayed values and growth are calculated: Describes combined checkpoint and remote-room arrangements, establishing a mixed-location commercial configuration without measuring its prevalence or price. ([casra.ch](https://casra.ch/wp-content/uploads/2021/xx.xx/Kuhn-2017.-Centralised-image-processing.pdf))

67. Annual Report 2024 - CATSA's Operating Environment

- Evidence informing base-year allocation inputs; displayed values and growth are calculated: Reports xx.xx CATSA Plus lines and more than xx.xx% passenger coverage in 2023/xx.xx providing the historical comparison rather than a global location allocation. ([catsa-acsta.gc.ca](https://www.catsa-acsta.gc.ca/en/publications/catsa-s-operating-environment))
- Evidence informing forecast-year allocation inputs; displayed values and growth are calculated: Reports xx.xx CATSA Plus lines and more than xx.xx% passenger coverage in 2023/xx.xx providing the historical comparison rather than a global location allocation. ([catsa-acsta.gc.ca](https://www.catsa-acsta.gc.ca/en/publications/catsa-s-operating-environment))
- Evidence informing base-year allocation inputs; displayed values and growth are calculated: Together with the subsequent annual report, supports a seven-line deployment increase without a corresponding increase in reported passenger coverage. ([catsa-acsta.gc.ca](https://www.catsa-acsta.gc.ca/en/publications/catsa-s-operating-environment))
- Evidence informing forecast-year allocation inputs; displayed values and growth are calculated: Together with the subsequent annual report, supports a seven-line deployment increase without a corresponding increase in reported passenger coverage. ([catsa-acsta.gc.ca](https://www.catsa-acsta.gc.ca/en/publications/catsa-s-operating-environment))
- Evidence informing base-year allocation inputs; displayed values and growth are calculated: Provides a historical network-enabled deployment anchor, while leaving the physical mixed-location contract share unmeasured. ([catsa-acsta.gc.ca](https://www.catsa-acsta.gc.ca/en/publications/catsa-s-operating-environment))
- Evidence informing forecast-year allocation inputs; displayed values and growth are calculated: Provides a historical network-enabled deployment anchor, while leaving the physical mixed-location contract share unmeasured. ([catsa-acsta.gc.ca](https://www.catsa-acsta.gc.ca/en/publications/catsa-s-operating-environment))

68. L22020-T-TG Upgrades to the Passenger Search Area, body scanners, EDS C3 cabin baggage screening - Contract Award Notice

- Evidence informing base-year allocation inputs; displayed values and growth are calculated: The January xx.xx 2023 Luton award expressly includes construction of a remote screening room at the airport terminal, supporting separate-room commercial procurement. Its broader scope is not treated as baggage-only annual revenue. ([find-tender.service.gov.uk](https://www.find-tender.service.gov.uk/Notice/xx.xx-2023))
- Evidence informing forecast-year allocation inputs; displayed values and growth are calculated: The January xx.xx 2023 Luton award expressly includes construction of a remote screening room at the airport terminal, supporting separate-room commercial procurement. Its broader scope is not treated as baggage-only annual revenue. ([find-tender.service.gov.uk](https://www.find-tender.service.gov.uk/Notice/xx.xx-2023))

69. Greater Orlando Aviation Authority - Minutes of the February 19, 2025 Meeting

- Evidence informing base-year allocation inputs; displayed values and growth are calculated: Authorizes up to USD xx.xx for baggage-system and Remote Screening Facility network/server separation. Half this ceiling is an explicitly assumed deployment-cost comparator, not observed off-site receipts. ([assets.ctfassets.net](https://assets.ctfassets.net/qiecpoxp4bka/6BCjKImOwJmeZxqtGVdpYR/1e2d759a2c44b5b6d71193cb9927ec75/2025-xx.xx-19_Board_Minutes.pdf))
- Evidence informing forecast-year allocation inputs; displayed values and growth are calculated: Authorizes up to USD xx.xx for baggage-system and Remote Screening Facility network/server separation. Half this ceiling is an explicitly assumed deployment-cost comparator, not observed off-site receipts. ([assets.ctfassets.net](https://assets.ctfassets.net/qiecpoxp4bka/6BCjKImOwJmeZxqtGVdpYR/1e2d759a2c44b5b6d71193cb9927ec75/2025-xx.xx-19_Board_Minutes.pdf))
- Evidence informing base-year allocation inputs; displayed values and growth are calculated: Provides the commercial networking-cost anchor for the modeled transfer from existing on-site pools, avoiding additional market value or duplicate host-equipment attribution. ([assets.ctfassets.net](https://assets.ctfassets.net/qiecpoxp4bka/6BCjKImOwJmeZxqtGVdpYR/1e2d759a2c44b5b6d71193cb9927ec75/2025-xx.xx-19_Board_Minutes.pdf))
- Evidence informing forecast-year allocation inputs; displayed values and growth are calculated: Provides the commercial networking-cost anchor for the modeled transfer from existing on-site pools, avoiding additional market value or duplicate host-equipment attribution. ([assets.ctfassets.net](https://assets.ctfassets.net/qiecpoxp4bka/6BCjKImOwJmeZxqtGVdpYR/1e2d759a2c44b5b6d71193cb9927ec75/2025-xx.xx-19_Board_Minutes.pdf))

70. American and U.S. Customs and Border Protection pilot innovative baggage screening initiative

- Evidence informing base-year allocation inputs; displayed values and growth are calculated: American's April xx.xx 2025 announcement identifies a daily Sydney-Los Angeles IRBS pilot and unchanged screening requirements. It anchors one sampled connection and an assumed partial-year licensing period, not disclosed revenue. ([s202.q4cdn.com](https://s202.q4cdn.com/xx.xx/files/doc_news/American-and-US-Customs-and-Border-Protection-pilot-innovative-baggage-screening-initiative-OPS-OTH-xx.xx-2025.pdf))
- Evidence informing forecast-year allocation inputs; displayed values and growth are calculated: American's April xx.xx 2025 announcement identifies a daily Sydney-Los Angeles IRBS pilot and unchanged screening requirements. It anchors one sampled connection and an assumed partial-year licensing period, not disclosed revenue. ([s202.q4cdn.com](https://s202.q4cdn.com/xx.xx/files/doc_news/American-and-US-Customs-and-Border-Protection-pilot-innovative-baggage-screening-initiative-OPS-OTH-xx.xx-2025.pdf))

71. 델타항공-대한항공, 인천발 애틀랜타 노선 대상 위탁수하물 원격 검색 방식 신규 도입

- Evidence informing base-year allocation inputs; displayed values and growth are calculated: The August xx.xx 2025 announcement identifies the Incheon-Atlanta IRBS arrangement, anchoring a second sampled connection and a partial-year commercial-activity assumption without establishing contract value. ([news.delta.com](https://news.delta.com/delta-and-koreanair-launch-remote-baggage-screening-on-icn-atl-KR))
- Evidence informing forecast-year allocation inputs; displayed values and growth are calculated: The August xx.xx 2025 announcement identifies the Incheon-Atlanta IRBS arrangement, anchoring a second sampled connection and a partial-year commercial-activity assumption without establishing contract value. ([news.delta.com](https://news.delta.com/delta-and-koreanair-launch-remote-baggage-screening-on-icn-atl-KR))

72. United Launches CBP's International Remote Baggage Screening on Select International Flights

· Evidence informing base-year allocation inputs; displayed values and growth are calculated: United's September xx.xx 2025 announcement identifies daily Sydney-San Francisco service and named technology partners, anchoring a third sampled connection. It reports no attributable software or integration receipts. ([united.mediaroom.com](https://united.mediaroom.com/2025-xx.xx-xx.xx-United-Launches-CBPs-International-Remote-Baggage-Screening-on-Select-International-Flights))

· Evidence informing forecast-year allocation inputs; displayed values and growth are calculated: United's September xx.xx 2025 announcement identifies daily Sydney-San Francisco service and named technology partners, anchoring a third sampled connection. It reports no attributable software or integration receipts. ([united.mediaroom.com](https://united.mediaroom.com/2025-xx.xx-xx.xx-United-Launches-CBPs-International-Remote-Baggage-Screening-on-Select-International-Flights))

73. Airline Passengers Face Fewer Bag Checkpoints, Thanks to PNNL, Partners

· Evidence informing forecast-year allocation inputs; displayed values and growth are calculated: The August xx.xx 2026 laboratory release describes implementation on additional routes, including Seoul arrivals at Minneapolis-St. Paul and Detroit. This supports expansion direction, not the forecast connection count, realization or global share. ([pnnl.gov](https://www.pnnl.gov/news-media/airline-passengers-face-fewer-bag-checkpoints-thanks-pnnl-partners))

74. TSA awards $781.2 million to procure additional CT X-Ray scanners for airport checkpoints

· Evidence informing base-year allocation inputs; displayed values and growth are calculated: The March xx.xx 2022 announcement identifies up to USD xx.xx for procurement and maintenance of up to xx.xx systems from an OEM. This is a historical procurement-scale anchor, not annual 2025 direct-channel revenue. ([content.govdelivery.com](https://content.govdelivery.com/accounts/USDHSTSA/bulletins/30f6e5f))

· Evidence informing base-year allocation inputs; displayed values and growth are calculated: The award includes full-size automated lanes, cautioning against assigning all automation value to non-OEM integration primes; exact contractual-role attribution is not disclosed. ([content.govdelivery.com](https://content.govdelivery.com/accounts/USDHSTSA/bulletins/30f6e5f))

75. OSI Systems, Inc. - Form 10-K for the fiscal year ended June 30, 2026

· Evidence informing base-year allocation inputs; displayed values and growth are calculated: The filing describes regional direct security-product sales and direct maintenance relationships. Its broader security scope supports route coexistence, not baggage-only sales weights. ([sec.gov](https://www.sec.gov/Archives/edgar/data/xx.xx/xx.xx/osis-20260630x10k.htm))

· Evidence informing forecast-year allocation inputs; displayed values and growth are calculated: The filing describes regional direct security-product sales and direct maintenance relationships. Its broader security scope supports route coexistence, not baggage-only sales weights. ([sec.gov](https://www.sec.gov/Archives/edgar/data/xx.xx/xx.xx/osis-20260630x10k.htm))

· Evidence informing base-year allocation inputs; displayed values and growth are calculated: The company identifies a global independent-distributor network, supporting a continuing indirect route without quantifying its value share. ([sec.gov](https://www.sec.gov/Archives/edgar/data/xx.xx/xx.xx/osis-20260630x10k.htm))

· Evidence informing forecast-year allocation inputs; displayed values and growth are calculated: The company identifies a global independent-distributor network, supporting a continuing indirect route without quantifying its value share. ([sec.gov](https://www.sec.gov/Archives/edgar/data/xx.xx/xx.xx/osis-20260630x10k.htm))

· Evidence informing base-year allocation inputs; displayed values and growth are calculated: Authorized service providers are identified separately from distributors, supporting distinct technical-service attribution and access limitations. ([sec.gov](https://www.sec.gov/Archives/edgar/data/xx.xx/xx.xx/osis-20260630x10k.htm))

· Evidence informing forecast-year allocation inputs; displayed values and growth are calculated: Authorized service providers are identified separately from distributors, supporting distinct technical-service attribution and access limitations. ([sec.gov](https://www.sec.gov/Archives/edgar/data/xx.xx/xx.xx/osis-20260630x10k.htm))

76. SriLankan Airlines - Invitation for Supply, Installation, Commissioning and Maintenance of Dual View Heavy and Medium X-Ray Machines, Reference 202130407

· Evidence informing base-year allocation inputs; displayed values and growth are calculated: The 2021 purchaser invitation permits an OEM or authorized OEM agent and requires authorization for the latter. It establishes equipment-channel eligibility, not an award or software-resale right. ([srilankan.com](https://www.srilankan.com/download/tender/TN-Invitationforsubmiss-xx.xx.pdf))

77. JFK Millennium Partners Selects K2 to Deliver State-of-the-Art Security Screening Checkpoint at new JFK Terminal 6

· Evidence informing base-year allocation inputs; displayed values and growth are calculated: The March xx.xx 2025 appointment assigns procurement and deployment coordination across multiple technology suppliers at a future ten-gate terminal. It supports integration-prime participation and a forecast mechanism, not a disclosed share or completed 2025 revenue. ([portauthoritybuilds.com](https://www.portauthoritybuilds.com/redevelopment/us/en/jfk/planned-projects/terminal-xx.xx/news/jfk-millennium-partners-selects-k2-to-deliver-state-of-the-art-s.html))

· Evidence informing forecast-year allocation inputs; displayed values and growth are calculated: The March xx.xx 2025 appointment assigns procurement and deployment coordination across multiple technology suppliers at a future ten-gate terminal. It supports integration-prime participation and a forecast mechanism, not a disclosed share or completed 2025 revenue. ([portauthoritybuilds.com](https://www.portauthoritybuilds.com/redevelopment/us/en/jfk/planned-projects/terminal-xx.xx/news/jfk-millennium-partners-selects-k2-to-deliver-state-of-the-art-s.html))

· Evidence informing base-year allocation inputs; displayed values and growth are calculated: The March xx.xx 2025 appointment covers baggage CT and automated bin-return equipment for a future xx.xx-gate terminal, with phased opening planned for 2026-2028. It establishes new-installation activity, not attributable 2025 receipts; wider airport investment and person-only technologies are excluded.

· Evidence informing forecast-year allocation inputs; displayed values and growth are calculated: The March xx.xx 2025 appointment covers baggage CT and automated bin-return equipment for a future xx.xx-gate terminal, with phased opening planned for 2026-2028. It establishes new-installation activity, not attributable 2025 receipts; wider airport investment and person-only technologies are excluded.

78. CATSA Corporate Plan 2024-25 to 2028-29 Summary - Key Corporate Risks

· Evidence informing base-year allocation inputs; displayed values and growth are calculated: The authority reports transferring maintenance of most screening equipment to KPrime in 2023/xx.xx. This establishes a separately contracted maintenance relationship, without a baggage-only payment split. ([catsa-acsta.gc.ca](https://www.catsa-acsta.gc.ca/en/publications/key-corporate-risks))

79. Leidos wins TSA logistics contract

· Evidence informing base-year allocation inputs; displayed values and growth are calculated: The January xx.xx 2025 announcement describes an eight-year, USD xx.xx maximum sustainment contract covering xx.xx equipment units at over xx.xx locations with manufacturer coordination. Annualization and baggage/third-party attribution in the model are explicit assumptions. ([leidos.com](https://www.leidos.com/insights/leidos-wins-tsa-logistics-contract))

· Evidence informing forecast-year allocation inputs; displayed values and growth are calculated: The January xx.xx 2025 announcement describes an eight-year, USD xx.xx maximum sustainment contract covering xx.xx equipment units at over xx.xx locations with manufacturer coordination. Annualization and baggage/third-party attribution in the model are explicit assumptions. ([leidos.com](https://www.leidos.com/insights/leidos-wins-tsa-logistics-contract))

80. Checkpoint Transformation: Malta International Airport Streamlines Passenger Flow with Smiths Detection
    - Evidence informing base-year allocation inputs; displayed values and growth are calculated: Seven conventional automated lanes were replaced by six CT-equipped lanes, with final commissioning in January 2025. This is a counterexample to equating capacity improvement with net additional equipment.
    - Evidence informing forecast-year allocation inputs; displayed values and growth are calculated: Seven conventional automated lanes were replaced by six CT-equipped lanes, with final commissioning in January 2025. This is a counterexample to equating capacity improvement with net additional equipment.
    - Evidence informing base-year allocation inputs; displayed values and growth are calculated: The complete checkpoint replacement illustrates why an offering described commercially as an upgrade can belong to System Replacement. The seven-year service commitment is not counted wholly as installation-year revenue.
    - Evidence informing forecast-year allocation inputs; displayed values and growth are calculated: The complete checkpoint replacement illustrates why an offering described commercially as an upgrade can belong to System Replacement. The seven-year service commitment is not counted wholly as installation-year revenue.
81. iCMORE - Smiths Detection
    - Evidence informing forecast-year allocation inputs; displayed values and growth are calculated: The current commercial offering describes a software-upgrade path while qualifying additional hardware requirements by machine type and age. This constrains forecast eligibility assumptions; product availability does not measure adoption or revenue.

18.7. Japan

Table 516. Japan Airport Baggage Screening Systems Market Size, 2017-2040 (USD Million)

Country	2017	2024	2025	2026	2027	2032	2040	CAGR (%)
Japan	**xx.xx**	**xx.xx**	**xx.xx**	**xx.xx**	**xx.xx**	**xx.xx**	**xx.xx**	**xx.xx**

Table 517. Japan Airport Baggage Screening Systems Market Size, by Offering, 2017-2040 (USD Million)

Offering	2017	2024	2025	2026	2027	2032	2040	CAGR (%)
Detection Equipment	xx.xx	xx.xx	xx.xx	xx.xx	xx.xx	xx.xx	xx.xx	xx.xx
Replacement Parts and Consumables	xx.xx	xx.xx	xx.xx	xx.xx	xx.xx	xx.xx	xx.xx	xx.xx
Screening Automation Equipment	xx.xx	xx.xx	xx.xx	xx.xx	xx.xx	xx.xx	xx.xx	xx.xx
Screening Software	xx.xx	xx.xx	xx.xx	xx.xx	xx.xx	xx.xx	xx.xx	xx.xx
System Services	xx.xx	xx.xx	xx.xx	xx.xx	xx.xx	xx.xx	xx.xx	xx.xx
Total	**xx.xx**	**xx.xx**	**xx.xx**	**xx.xx**	**xx.xx**	**xx.xx**	**xx.xx**	**xx.xx**

Table 518. Japan Airport Baggage Screening Systems Market Size, by Detection Equipment, 2017-2040 (USD Million)

Detection Equipment	2017	2024	2025	2026	2027	2032	2040	CAGR (%)
Baggage Inspection Systems	xx.xx	xx.xx	xx.xx	xx.xx	xx.xx	xx.xx	xx.xx	xx.xx
Explosive Trace Detectors	xx.xx	xx.xx	xx.xx	xx.xx	xx.xx	xx.xx	xx.xx	xx.xx
Liquid and Bulk Material Analyzers	xx.xx	xx.xx	xx.xx	xx.xx	xx.xx	xx.xx	xx.xx	xx.xx
Total	**xx.xx**	**xx.xx**	**xx.xx**	**xx.xx**	**xx.xx**	**xx.xx**	**xx.xx**	**xx.xx**

Table 519. Japan Airport Baggage Screening Systems Market Size, by System Services, 2017-2040 (USD Million)

System Services	2017	2024	2025	2026	2027	2032	2040	CAGR (%)
Equipment Training Services	xx.xx	xx.xx	xx.xx	xx.xx	xx.xx	xx.xx	xx.xx	xx.xx
Installation, Integration, and Commissioning Services	xx.xx	xx.xx	xx.xx	xx.xx	xx.xx	xx.xx	xx.xx	xx.xx
Maintenance, Repair, and Technical Support	xx.xx	xx.xx	xx.xx	xx.xx	xx.xx	xx.xx	xx.xx	xx.xx
Planning and Engineering Services	xx.xx	xx.xx	xx.xx	xx.xx	xx.xx	xx.xx	xx.xx	xx.xx
Total	**xx.xx**	**xx.xx**	**xx.xx**	**xx.xx**	**xx.xx**	**xx.xx**	**xx.xx**	**xx.xx**

Table 520. Japan Airport Baggage Screening Systems Market Size, by Replacement Parts and Consumables, 2017-2040 (USD Million)

Replacement Parts and Consumables	2017	2024	2025	2026	2027	2032	2040	CAGR (%)
Detection Consumables	xx.xx	xx.xx	xx.xx	xx.xx	xx.xx	xx.xx	xx.xx	xx.xx
Replacement Parts and Upgrade Kits	xx.xx	xx.xx	xx.xx	xx.xx	xx.xx	xx.xx	xx.xx	xx.xx
Total	**xx.xx**	**xx.xx**	**xx.xx**	**xx.xx**	**xx.xx**	**xx.xx**	**xx.xx**	**xx.xx**

Table 521. Japan Airport Baggage Screening Systems Market Size, by Screening Automation Equipment, 2017-2040 (USD Million)

Screening Automation Equipment	2017	2024	2025	2026	2027	2032	2040	CAGR (%)
Screening Conveyors and Sortation Equipment	xx.xx	xx.xx	xx.xx	xx.xx	xx.xx	xx.xx	xx.xx	xx.xx
Screening Lanes and Tray-Return Systems	xx.xx	xx.xx	xx.xx	xx.xx	xx.xx	xx.xx	xx.xx	xx.xx
Total	**xx.xx**	**xx.xx**	**xx.xx**	**xx.xx**	**xx.xx**	**xx.xx**	**xx.xx**	**xx.xx**

Table 522. Japan Airport Baggage Screening Systems Market Size, by Screening Software, 2017-2040 (USD Million)

Screening Software	2017	2024	2025	2026	2027	2032	2040	CAGR (%)
Automated Threat Detection Software	xx.xx	xx.xx	xx.xx	xx.xx	xx.xx	xx.xx	xx.xx	xx.xx
Image Review and Management Software	xx.xx	xx.xx	xx.xx	xx.xx	xx.xx	xx.xx	xx.xx	xx.xx
Screener Training and Quality Assurance Software	xx.xx	xx.xx	xx.xx	xx.xx	xx.xx	xx.xx	xx.xx	xx.xx
Screening Connectivity and Fleet Management Software	xx.xx	xx.xx	xx.xx	xx.xx	xx.xx	xx.xx	xx.xx	xx.xx
Total	**xx.xx**	**xx.xx**	**xx.xx**	**xx.xx**	**xx.xx**	**xx.xx**	**xx.xx**	**xx.xx**

Table 523. Japan Airport Baggage Screening Systems Market Size, by Detection Platform, 2017-2040 (USD Million)

Detection Platform	2017	2024	2025	2026	2027	2032	2040	CAGR (%)
Chemiluminescence Detection	xx.xx	xx.xx	xx.xx	xx.xx	xx.xx	xx.xx	xx.xx	xx.xx
Dielectric and Microwave Analysis	xx.xx	xx.xx	xx.xx	xx.xx	xx.xx	xx.xx	xx.xx	xx.xx
Fluorescence Detection	xx.xx	xx.xx	xx.xx	xx.xx	xx.xx	xx.xx	xx.xx	xx.xx
Integrated Multimodal Detection	xx.xx	xx.xx	xx.xx	xx.xx	xx.xx	xx.xx	xx.xx	xx.xx
Ion Mobility Spectrometry	xx.xx	xx.xx	xx.xx	xx.xx	xx.xx	xx.xx	xx.xx	xx.xx
Magnetic Resonance	xx.xx	xx.xx	xx.xx	xx.xx	xx.xx	xx.xx	xx.xx	xx.xx
Mass Spectrometry	xx.xx	xx.xx	xx.xx	xx.xx	xx.xx	xx.xx	xx.xx	xx.xx
Projection X-Ray Imaging	xx.xx	xx.xx	xx.xx	xx.xx	xx.xx	xx.xx	xx.xx	xx.xx
Raman Spectroscopy	xx.xx	xx.xx	xx.xx	xx.xx	xx.xx	xx.xx	xx.xx	xx.xx
Thermo-Redox Detection	xx.xx	xx.xx	xx.xx	xx.xx	xx.xx	xx.xx	xx.xx	xx.xx
X-Ray Computed Tomography	xx.xx	xx.xx	xx.xx	xx.xx	xx.xx	xx.xx	xx.xx	xx.xx
X-Ray Diffraction	xx.xx	xx.xx	xx.xx	xx.xx	xx.xx	xx.xx	xx.xx	xx.xx
Others	xx.xx	xx.xx	xx.xx	xx.xx	xx.xx	xx.xx	xx.xx	xx.xx
Total	**xx.xx**	**xx.xx**	**xx.xx**	**xx.xx**	**xx.xx**	**xx.xx**	**xx.xx**	**xx.xx**

Table 524. Japan Airport Baggage Screening Systems Market Size, by Projection X-Ray Imaging, 2017-2040 (USD Million)

Projection X-Ray Imaging	2017	2024	2025	2026	2027	2032	2040	CAGR (%)
Multiview X-Ray Imaging	xx.xx	xx.xx	xx.xx	xx.xx	xx.xx	xx.xx	xx.xx	xx.xx
Single-View X-Ray Imaging	xx.xx	xx.xx	xx.xx	xx.xx	xx.xx	xx.xx	xx.xx	xx.xx
Total	**xx.xx**	**xx.xx**	**xx.xx**	**xx.xx**	**xx.xx**	**xx.xx**	**xx.xx**	**xx.xx**

Table 525. Japan Airport Baggage Screening Systems Market Size, by Interoperability Architecture, 2017-2040 (USD Million)

Interoperability Architecture	2017	2024	2025	2026	2027	2032	2040	CAGR (%)
Closed Proprietary Architecture	xx.xx	xx.xx	xx.xx	xx.xx	xx.xx	xx.xx	xx.xx	xx.xx
Open Standards-Based Interoperability	xx.xx	xx.xx	xx.xx	xx.xx	xx.xx	xx.xx	xx.xx	xx.xx
Vendor-Specific Integration	xx.xx	xx.xx	xx.xx	xx.xx	xx.xx	xx.xx	xx.xx	xx.xx
Total	**xx.xx**	**xx.xx**	**xx.xx**	**xx.xx**	**xx.xx**	**xx.xx**	**xx.xx**	**xx.xx**

Table 526. Japan Airport Baggage Screening Systems Market Size, by Screening Application, 2017-2040 (USD Million)

Screening Application	2017	2024	2025	2026	2027	2032	2040	CAGR (%)
Customs and Border Baggage Inspection	xx.xx	xx.xx	xx.xx	xx.xx	xx.xx	xx.xx	xx.xx	xx.xx
Non-Passenger Property Screening	xx.xx	xx.xx	xx.xx	xx.xx	xx.xx	xx.xx	xx.xx	xx.xx
Passenger Cabin Baggage Screening	xx.xx	xx.xx	xx.xx	xx.xx	xx.xx	xx.xx	xx.xx	xx.xx
Passenger Checked Baggage Screening	xx.xx	xx.xx	xx.xx	xx.xx	xx.xx	xx.xx	xx.xx	xx.xx
Terminal-Entrance Baggage Screening	xx.xx	xx.xx	xx.xx	xx.xx	xx.xx	xx.xx	xx.xx	xx.xx
Total	**xx.xx**	**xx.xx**	**xx.xx**	**xx.xx**	**xx.xx**	**xx.xx**	**xx.xx**	**xx.xx**

Table 527. Japan Airport Baggage Screening Systems Market Size, by Purchasing Organization, 2017-2040 (USD Million)

Purchasing Organization	2017	2024	2025	2026	2027	2032	2040	CAGR (%)
Airlines	xx.xx	xx.xx	xx.xx	xx.xx	xx.xx	xx.xx	xx.xx	xx.xx
Airport and Terminal Operators	xx.xx	xx.xx	xx.xx	xx.xx	xx.xx	xx.xx	xx.xx	xx.xx
Contract Screening Operators	xx.xx	xx.xx	xx.xx	xx.xx	xx.xx	xx.xx	xx.xx	xx.xx
Customs and Border Authorities	xx.xx	xx.xx	xx.xx	xx.xx	xx.xx	xx.xx	xx.xx	xx.xx
Public Aviation Security Agencies	xx.xx	xx.xx	xx.xx	xx.xx	xx.xx	xx.xx	xx.xx	xx.xx
Total	**xx.xx**	**xx.xx**	**xx.xx**	**xx.xx**	**xx.xx**	**xx.xx**	**xx.xx**	**xx.xx**

Table 528. Japan Airport Baggage Screening Systems Market Size, by System Integration, 2017-2040 (USD Million)

System Integration	2017	2024	2025	2026	2027	2032	2040	CAGR (%)
Baggage Handling-Integrated Systems	xx.xx	xx.xx	xx.xx	xx.xx	xx.xx	xx.xx	xx.xx	xx.xx
Checkpoint Lane-Integrated Systems	xx.xx	xx.xx	xx.xx	xx.xx	xx.xx	xx.xx	xx.xx	xx.xx
Standalone Screening Systems	xx.xx	xx.xx	xx.xx	xx.xx	xx.xx	xx.xx	xx.xx	xx.xx
Total	**xx.xx**	**xx.xx**	**xx.xx**	**xx.xx**	**xx.xx**	**xx.xx**	**xx.xx**	**xx.xx**

Table 529. Japan Airport Baggage Screening Systems Market Size, by Image Review Location, 2017-2040 (USD Million)

Image Review Location	2017	2024	2025	2026	2027	2032	2040	CAGR (%)
Hybrid Image Review	xx.xx	xx.xx	xx.xx	xx.xx	xx.xx	xx.xx	xx.xx	xx.xx
Local Image Review	xx.xx	xx.xx	xx.xx	xx.xx	xx.xx	xx.xx	xx.xx	xx.xx
Off-Site Remote Image Review	xx.xx	xx.xx	xx.xx	xx.xx	xx.xx	xx.xx	xx.xx	xx.xx
On-Site Remote Image Review	xx.xx	xx.xx	xx.xx	xx.xx	xx.xx	xx.xx	xx.xx	xx.xx
Others	xx.xx	xx.xx	xx.xx	xx.xx	xx.xx	xx.xx	xx.xx	xx.xx
Total	**xx.xx**	**xx.xx**	**xx.xx**	**xx.xx**	**xx.xx**	**xx.xx**	**xx.xx**	**xx.xx**

Table 530. Japan Airport Baggage Screening Systems Market Size, by Procurement Channel, 2017-2040 (USD Million)

Procurement Channel	2017	2024	2025	2026	2027	2032	2040	CAGR (%)
Direct Technology Suppliers	xx.xx	xx.xx	xx.xx	xx.xx	xx.xx	xx.xx	xx.xx	xx.xx
Distributors and Resellers	xx.xx	xx.xx	xx.xx	xx.xx	xx.xx	xx.xx	xx.xx	xx.xx
Independent Technical Service Providers	xx.xx	xx.xx	xx.xx	xx.xx	xx.xx	xx.xx	xx.xx	xx.xx
Systems Integration Primes	xx.xx	xx.xx	xx.xx	xx.xx	xx.xx	xx.xx	xx.xx	xx.xx
Total	**xx.xx**	**xx.xx**	**xx.xx**	**xx.xx**	**xx.xx**	**xx.xx**	**xx.xx**	**xx.xx**

Table 531. Japan Airport Baggage Screening Systems Market Size, by Investment Purpose, 2017-2040 (USD Million)

Investment Purpose	2017	2024	2025	2026	2027	2032	2040	CAGR (%)
New Installations and Capacity Expansion	xx.xx	xx.xx	xx.xx	xx.xx	xx.xx	xx.xx	xx.xx	xx.xx
Retrofits and Upgrades	xx.xx	xx.xx	xx.xx	xx.xx	xx.xx	xx.xx	xx.xx	xx.xx
System Replacement	xx.xx	xx.xx	xx.xx	xx.xx	xx.xx	xx.xx	xx.xx	xx.xx
Others	xx.xx	xx.xx	xx.xx	xx.xx	xx.xx	xx.xx	xx.xx	xx.xx
Total	**xx.xx**	**xx.xx**	**xx.xx**	**xx.xx**	**xx.xx**	**xx.xx**	**xx.xx**	**xx.xx**

Sources & Evidence

1. House Report 119-173 - Department of Homeland Security Appropriations Bill, 2026

   · Evidence informing the 2030 market-value input; displayed series and growth include calculations: The aging installed fleet supports replacement demand, but does not establish the forecast's realization dates or annual purchasing rate. ([govinfo.gov](https://www.govinfo.gov/content/pkg/CRPT-119hrpt173/html/CRPT-119hrpt173.htm))

   · Evidence informing forecast-year allocation inputs; displayed values and growth are calculated: The report identifies xx.xx end-of-life systems within a xx.xx-system checked-baggage fleet. This constrains renewal exposure, not realized annual purchasing or a verified global replacement deadline.

   · Evidence informing base-year allocation inputs; displayed values and growth are calculated: Reports a TSA checked-baggage fleet of xx.xx EDS, including xx.xx at end-of-life, and assigns purchase, installation and maintenance responsibilities to TSA. Supports agency fleet calibration and renewal pressure, not the assumed forecast uplift.

   · Evidence informing forecast-year allocation inputs; displayed values and growth are calculated: Reports a TSA checked-baggage fleet of xx.xx EDS, including xx.xx at end-of-life, and assigns purchase, installation and maintenance responsibilities to TSA. Supports agency fleet calibration and renewal pressure, not the assumed forecast uplift.

   · Evidence informing forecast-year allocation inputs; displayed values and growth are calculated: The report identifies xx.xx end-of-life EDS within a xx.xx-unit U.S. checked-baggage fleet, citing the FY2024 capital plan. The derived xx.xx% backlog constrains the aging-fleet premise, but is neither an annual turnover rate nor a funded global replacement forecast.

2. GAO-24-106573 - DHS Annual Assessment: Most Programs Are Meeting Current Goals, but Some Continue to Face Cost and Schedule Challenges
   - Evidence informing the 2026 market-value input; displayed series and growth include calculations: Reports plans for xx.xx checkpoint systems and xx.xx increment-one deployments by September 2023; supports an incomplete replacement cycle rather than universal CT adoption. ([gao.gov](https://www.gao.gov/assets/gao-xx.xx-xx.xx.pdf))
   - Evidence informing base-year allocation inputs; displayed values and growth are calculated: Reports xx.xx AT/CT, xx.xx base, xx.xx mid-size and xx.xx full-size deployments by September 2023; supplies configuration proxies and an incomplete-renewal constraint, not contractual architecture shares. ([gao.gov](https://www.gao.gov/assets/gao-xx.xx-xx.xx.pdf))
   - Evidence informing forecast-year allocation inputs; displayed values and growth are calculated: Reports xx.xx AT/CT, xx.xx base, xx.xx mid-size and xx.xx full-size deployments by September 2023; supplies configuration proxies and an incomplete-renewal constraint, not contractual architecture shares. ([gao.gov](https://www.gao.gov/assets/gao-xx.xx-xx.xx.pdf))
   - Evidence informing base-year allocation inputs; displayed values and growth are calculated: The deployed configuration mix underlies the xx.xx/xx.xx newer-cohort and xx.xx/xx.xx older-cohort proxy calculations; global and contractual attribution remain modeled. ([gao.gov](https://www.gao.gov/assets/gao-xx.xx-xx.xx.pdf))
   - Evidence informing forecast-year allocation inputs; displayed values and growth are calculated: The deployed configuration mix underlies the xx.xx/xx.xx newer-cohort and xx.xx/xx.xx older-cohort proxy calculations; global and contractual attribution remain modeled. ([gao.gov](https://www.gao.gov/assets/gao-xx.xx-xx.xx.pdf))
   - Evidence informing base-year allocation inputs; displayed values and growth are calculated: The assessment records xx.xx checkpoint systems deployed by September 2023 against an eventual xx.xx-system program. This supports an incomplete replacement cycle and qualifies any assumption of universal CT adoption.
   - Evidence informing forecast-year allocation inputs; displayed values and growth are calculated: The assessment records xx.xx checkpoint systems deployed by September 2023 against an eventual xx.xx-system program. This supports an incomplete replacement cycle and qualifies any assumption of universal CT adoption.
   - Evidence informing base-year allocation inputs; displayed values and growth are calculated: Reports a September 2023 U.S. CT cohort containing xx.xx AT/CT and xx.xx base systems, providing counterevidence to assigning all CT activity automatically to integrated lanes.
   - Evidence informing forecast-year allocation inputs; displayed values and growth are calculated: Reports a September 2023 U.S. CT cohort containing xx.xx AT/CT and xx.xx base systems, providing counterevidence to assigning all CT activity automatically to integrated lanes.
   - Evidence informing base-year allocation inputs; displayed values and growth are calculated: Reports xx.xx mid-size and xx.xx full-size systems within xx.xx deployed CT systems; supports differentiated configuration assumptions rather than treating technology adoption as an integration-share observation.
   - Evidence informing forecast-year allocation inputs; displayed values and growth are calculated: Reports xx.xx mid-size and xx.xx full-size systems within xx.xx deployed CT systems; supports differentiated configuration assumptions rather than treating technology adoption as an integration-share observation.
   - Evidence informing base-year allocation inputs; displayed values and growth are calculated: The 2024 assessment records xx.xx checkpoint deployments as of September 2023 against xx.xx planned systems replacing aging equipment. It supports staged renewal, but does not establish current deployment completion or the modeled 2032 share.
   - Evidence informing forecast-year allocation inputs; displayed values and growth are calculated: The 2024 assessment records xx.xx checkpoint deployments as of September 2023 against xx.xx planned systems replacing aging equipment. It supports staged renewal, but does not establish current deployment completion or the modeled 2032 share.
   - Evidence informing forecast-year allocation inputs; displayed values and growth are calculated: The program separately anticipates enhancements to fielded systems, supporting a retained-equipment commercial pathway without supplying an attributable upgrade-revenue split.

3. Global Airport Passenger Traffic Reaches Record 9.8 Billion in 2025, Airports Council International World reports

   · Evidence informing the 2026 market-value input; displayed series and growth include calculations: Reports cooling passenger-growth momentum in 2026, supporting moderation of traffic-driven equipment expansion despite continuing replacement demand.
   ([aci.aero](https://aci.aero/2026/xx.xx/xx.xx/global-airport-passenger-traffic-reaches-record-xx.xx-xx.xx-billion-in-2025-airports-council-international-world-reports/))

4. Smiths Group PLC - Full Year Results for the 12 Months Ended 31 July 2025

- Evidence informing the 2024 market-value input; displayed series and growth include calculations: Discloses aviation original-equipment revenue of xx.xx and aftermarket revenue of xx.xx for FY2024; supplies historical cycle proxies. ([www-live.smiths.com](https://www-live.smiths.com/media/snqpxwkd/smiths-group-plc-annual-results-2025-press-release.pdf))
- Evidence informing the 2027 market-value input; displayed series and growth include calculations: Reports approximately xx.xx cumulative CTiX sales and continuing aviation upgrade demand; supports replacement activity, not an observed global forecast. ([www-live.smiths.com](https://www-live.smiths.com/media/snqpxwkd/smiths-group-plc-annual-results-2025-press-release.pdf))
- Evidence informing base-year allocation inputs; displayed values and growth are calculated: FY2025 aviation original-equipment revenue of GBP xx.xx provides an independent equipment-activity scale check, not a global category share. ([www-live.smiths.com](https://www-live.smiths.com/media/snqpxwkd/smiths-group-plc-annual-results-2025-press-release.pdf))
- Evidence informing forecast-year allocation inputs; displayed values and growth are calculated: FY2025 aviation original-equipment revenue of GBP xx.xx provides an independent equipment-activity scale check, not a global category share. ([www-live.smiths.com](https://www-live.smiths.com/media/snqpxwkd/smiths-group-plc-annual-results-2025-press-release.pdf))
- Evidence informing base-year allocation inputs; displayed values and growth are calculated: Approximately xx.xx cumulative CTiX sales corroborate commercial imaging activity and replacement demand; they do not measure annual global sales. ([www-live.smiths.com](https://www-live.smiths.com/media/snqpxwkd/smiths-group-plc-annual-results-2025-press-release.pdf))
- Evidence informing forecast-year allocation inputs; displayed values and growth are calculated: Approximately xx.xx cumulative CTiX sales corroborate commercial imaging activity and replacement demand; they do not measure annual global sales. ([www-live.smiths.com](https://www-live.smiths.com/media/snqpxwkd/smiths-group-plc-annual-results-2025-press-release.pdf))
- Evidence informing base-year allocation inputs; displayed values and growth are calculated: GBP xx.xx aviation aftermarket revenue supports lifecycle materiality while qualifying transfer of one supplier's mix to the global service allocation. ([www-live.smiths.com](https://www-live.smiths.com/media/snqpxwkd/smiths-group-plc-annual-results-2025-press-release.pdf))
- Evidence informing forecast-year allocation inputs; displayed values and growth are calculated: GBP xx.xx aviation aftermarket revenue supports lifecycle materiality while qualifying transfer of one supplier's mix to the global service allocation. ([www-live.smiths.com](https://www-live.smiths.com/media/snqpxwkd/smiths-group-plc-annual-results-2025-press-release.pdf))
- Evidence informing base-year allocation inputs; displayed values and growth are calculated: Reports approximately xx.xx cumulative CTiX sales and continuing aviation upgrade demand; cumulative sales constrain commercial scale but are not annual global shipments. ([www-live.smiths.com](https://www-live.smiths.com/media/snqpxwkd/smiths-group-plc-annual-results-2025-press-release.pdf))
- Evidence informing forecast-year allocation inputs; displayed values and growth are calculated: Reports approximately xx.xx cumulative CTiX sales and continuing aviation upgrade demand; cumulative sales constrain commercial scale but are not annual global shipments. ([www-live.smiths.com](https://www-live.smiths.com/media/snqpxwkd/smiths-group-plc-annual-results-2025-press-release.pdf))
- Evidence informing base-year allocation inputs; displayed values and growth are calculated: Reports four operating XDi units as of July 2025 and pending regulatory certification, constraining the small XRD cohort and qualifying aggressive commercialization assumptions.
- Evidence informing forecast-year allocation inputs; displayed values and growth are calculated: Reports four operating XDi units as of July 2025 and pending regulatory certification, constraining the small XRD cohort and qualifying aggressive commercialization assumptions.
- Evidence informing forecast-year allocation inputs; displayed values and growth are calculated: Reported checkpoint modernization provides a commercial reason to model substitution from discrete legacy offerings; the filing does not disclose standalone configuration revenue.
- Evidence informing forecast-year allocation inputs; displayed values and growth are calculated: FY2025

5. Smiths Group PLC - Annual Report & Accounts FY2023
   - Evidence informing the 2022 market-value input; displayed series and growth include calculations: Reports FY2022 aviation original-equipment revenue of xx.xx, used as a dimensionless historical capital-cycle proxy. ([www-live.smiths.com](https://www-live.smiths.com/media/phjp1j44/smiths-annual-report-2023.pdf))
   - Evidence informing the 2023 market-value input; displayed series and growth include calculations: Reports FY2023 aviation original-equipment revenue of xx.xx and aftermarket revenue of xx.xx; supports the modeled recovery direction. ([www-live.smiths.com](https://www-live.smiths.com/media/phjp1j44/smiths-annual-report-2023.pdf))
6. Smiths Group PLC - Annual Report FY2022
   - Evidence informing the 2021 market-value input; displayed series and growth include calculations: Reports FY2021 aviation revenue of xx.xx, providing a historical purchasing-cycle reference rather than a global observation. ([www-live.smiths.com](https://www-live.smiths.com/media/xjvdpblr/smiths-annual-report-2022-report.pdf))
   - Evidence informing the 2022 market-value input; displayed series and growth include calculations: Reports FY2022 aviation revenue of xx.xx and continued weakness in aviation original equipment; supports a delayed capital-spending trough. ([www-live.smiths.com](https://www-live.smiths.com/media/xjvdpblr/smiths-annual-report-2022-report.pdf))
7. Smiths Group PLC - Annual Results for the Year Ended 31 July 2019
   - Evidence informing the 2018 market-value input; displayed series and growth include calculations: Reports FY2018 aviation revenue of xx.xx, supplying the historical comparison underlying the backcast. ([smiths.com](https://www.smiths.com/media/u4wla1bw/smiths-group-plc-annual-results-2019-press-release.pdf))
   - Evidence informing the 2019 market-value input; displayed series and growth include calculations: Reports FY2019 aviation revenue of xx.xx and customer delivery deferrals, qualifying a traffic-only growth model. ([smiths.com](https://www.smiths.com/media/u4wla1bw/smiths-group-plc-annual-results-2019-press-release.pdf))
   - Evidence informing the 2020 market-value input; displayed series and growth include calculations: Identifies deliveries deferred into FY2020; supports the possibility of backlog-supported spending despite a contemporaneous traffic shock, not the exact modeled growth rate. ([smiths.com](https://www.smiths.com/media/u4wla1bw/smiths-group-plc-annual-results-2019-press-release.pdf))
8. ACI World - The High-Wire Balancing Act: Global Air Transport Demand in 2018 and 2019
   - Evidence informing the 2017 market-value input; displayed series and growth include calculations: Reports xx.xx airport passengers and xx.xx% growth in 2018; the growth observation informs the 2017 backcast bridge. ([blog.aci.aero](https://blog.aci.aero/airport-economics/the-high-wire-balancing-act-global-air-transport-demand-in-2018-and-2019/))
   - Evidence informing the 2018 market-value input; displayed series and growth include calculations: Provides the observed 2018 traffic-growth reference, not an equipment-market growth observation. ([blog.aci.aero](https://blog.aci.aero/airport-economics/the-high-wire-balancing-act-global-air-transport-demand-in-2018-and-2019/))
9. ICAO A42-WP/556 - State of the Industry and Outlook for Airport Traffic, Presented by ACI
   - Evidence informing the 2020 market-value input; displayed series and growth include calculations: Records the collapse from xx.xx airport passengers in 2019 to xx.xx in 2020; constrains the shock and funding-risk interpretation. ([icao.int](https://www.icao.int/sites/default/files/Meetings/a42/Documents/WP/wp_556_en.pdf))
   - Evidence informing the 2021 market-value input; displayed series and growth include calculations: Reports xx.xx airport passengers in 2021, supporting a prolonged funding and activity shock. ([icao.int](https://www.icao.int/sites/default/files/Meetings/a42/Documents/WP/wp_556_en.pdf))
   - Evidence informing the 2023 market-value input; displayed series and growth include calculations: Reports xx.xx airport passengers in 2023; traffic recovery is distinguished from equipment purchasing. ([icao.int](https://www.icao.int/sites/default/files/Meetings/a42/Documents/WP/wp_556_en.pdf))
   - Evidence informing the 2024 market-value input; displayed series and growth include calculations: Reports xx.xx airport passengers in 2024, providing a demand recovery cross-check. ([icao.int](https://www.icao.int/sites/default/files/Meetings/a42/Documents/WP/wp_556_en.pdf))

10. Port of Seattle - Baggage Handling System Optimization

- Evidence informing the 2029 market-value input; displayed series and growth include calculations: Seattle plans to consolidate six baggage-screening systems, increase supported passenger capacity, and reduce screening-machine demand. Supports integration spending without one-for-one detector growth. ([portseattle.org](https://www.portseattle.org/projects/baggage-handling-system-optimization))
- Evidence informing the 2032 market-value input; displayed series and growth include calculations: The consolidation example constrains equipment-volume assumptions; its whole baggage-handling project value is excluded from market sizing. ([portseattle.org](https://www.portseattle.org/projects/baggage-handling-system-optimization))
- Evidence informing the 2040 market-value input; displayed series and growth include calculations: Provides a commercial counterexample to extrapolating passenger growth directly into machine counts throughout the long-range forecast. ([portseattle.org](https://www.portseattle.org/projects/baggage-handling-system-optimization))
- Evidence informing forecast-year allocation inputs; displayed values and growth are calculated: Consolidation of six systems with reduced machine demand qualifies a traffic-to-detector-volume forecast. ([portseattle.org](https://www.portseattle.org/projects/baggage-handling-system-optimization))
- Evidence informing forecast-year allocation inputs; displayed values and growth are calculated: The consolidation project supports integration-driven conveyor demand, but its whole-project value is excluded. ([portseattle.org](https://www.portseattle.org/projects/baggage-handling-system-optimization))
- Evidence informing forecast-year allocation inputs; displayed values and growth are calculated: Brownfield consolidation supports the integration-demand premise, not the forecast's exact service growth factor. ([portseattle.org](https://www.portseattle.org/projects/baggage-handling-system-optimization))
- Evidence informing forecast-year allocation inputs; displayed values and growth are calculated: The airport replaces six separate screening systems with centralized screening and expects reduced screening-machine demand while expanding capacity. This supplies a counterforce to volume-only checked-baggage forecasting.
- Evidence informing base-year allocation inputs; displayed values and growth are calculated: Seattle is consolidating six screening systems, expects reduced screening-machine demand and schedules final-phase completion in 2029. Supports integration demand while constraining detector-volume growth; the whole-project budget is excluded.
- Evidence informing forecast-year allocation inputs; displayed values and growth are calculated: Seattle is consolidating six screening systems, expects reduced screening-machine demand and schedules final-phase completion in 2029. Supports integration demand while constraining detector-volume growth; the whole-project budget is excluded.
- Evidence informing forecast-year allocation inputs; displayed values and growth are calculated: Seattle's project combines increased screening capacity with consolidation from six screening systems and reduced screening-machine demand. This constrains the forecast assumption that capacity growth requires proportional equipment additions.
- Evidence informing forecast-year allocation inputs; displayed values and growth are calculated: Replacement and capacity objectives coexist within the project. Its wider baggage-handling budget is not treated as screening-equipment revenue or assigned additively to multiple purposes.

11. Smiths Group PLC - Half Year Results for the Six Months Ended 31 January 2026

- Evidence informing the 2026 market-value input; displayed series and growth include calculations: Reports xx.xx% organic growth for Smiths Detection in HY2026, with aviation checkpoint upgrades contributing. Supports a positive 2026 nowcast, not a directly observed global growth rate. ([www-live.smiths.com](https://www-live.smiths.com/media/villk35h/smiths-hy26-results-press-release.pdf))

12. CATSA 2025 Annual Report - Notes to the Financial Statements

- Evidence informing base-year allocation inputs; displayed values and growth are calculated: FY2024/xx.xx accounts disclose C$xx.xx maintenance/spares and C$xx.xx training/certification, supporting the service-budget calibration but not global baggage-only shares. ([catsa-acsta.gc.ca](https://www.catsa-acsta.gc.ca/en/publications/2025-annual-report/notes-financial-statements))
- Evidence informing forecast-year allocation inputs; displayed values and growth are calculated: FY2024/xx.xx accounts disclose C$xx.xx maintenance/spares and C$xx.xx training/certification, supporting the service-budget calibration but not global baggage-only shares. ([catsa-acsta.gc.ca](https://www.catsa-acsta.gc.ca/en/publications/2025-annual-report/notes-financial-statements))
- Evidence informing base-year allocation inputs; displayed values and growth are calculated: Maintenance and spare parts are combined in the accounts; the labor-versus-goods split therefore remains modeled. ([catsa-acsta.gc.ca](https://www.catsa-acsta.gc.ca/en/publications/2025-annual-report/notes-financial-statements))
- Evidence informing forecast-year allocation inputs; displayed values and growth are calculated: Maintenance and spare parts are combined in the accounts; the labor-versus-goods split therefore remains modeled. ([catsa-acsta.gc.ca](https://www.catsa-acsta.gc.ca/en/publications/2025-annual-report/notes-financial-statements))
- Evidence informing base-year allocation inputs; displayed values and growth are calculated: The C$xx.xx training/certification expense supplies the numerator of the adjusted training-to-capital proxy. ([catsa-acsta.gc.ca](https://www.catsa-acsta.gc.ca/en/publications/2025-annual-report/notes-financial-statements))
- Evidence informing forecast-year allocation inputs; displayed values and growth are calculated: The C$xx.xx training/certification expense supplies the numerator of the adjusted training-to-capital proxy. ([catsa-acsta.gc.ca](https://www.catsa-acsta.gc.ca/en/publications/2025-annual-report/notes-financial-statements))
- Evidence informing base-year allocation inputs; displayed values and growth are calculated: C$xx.xx trace/consumables is distinct from maintenance/spares and supplies the contrary consumables-intensity comparator, not a global observation. ([catsa-acsta.gc.ca](https://www.catsa-acsta.gc.ca/en/publications/2025-annual-report/notes-financial-statements))
- Evidence informing forecast-year allocation inputs; displayed values and growth are calculated: C$xx.xx trace/consumables is distinct from maintenance/spares and supplies the contrary consumables-intensity comparator, not a global observation. ([catsa-acsta.gc.ca](https://www.catsa-acsta.gc.ca/en/publications/2025-annual-report/notes-financial-statements))
- Evidence informing base-year allocation inputs; displayed values and growth are calculated: Separately reports C$xx.xx maintenance/spares, C$xx.xx trace/consumables and C$xx.xx training/certification, constraining attributable agency lifecycle expenditure.
- Evidence informing base-year allocation inputs; displayed values and growth are calculated: Separates screening-contractor payments from equipment support, preventing staffing expenditure from becoming equipment-market purchasing.
- Evidence informing forecast-year allocation inputs; displayed values and growth are calculated: Separately reports C$xx.xx maintenance/spares, C$xx.xx trace/consumables and C$xx.xx training/certification, constraining attributable agency lifecycle expenditure.
- Evidence informing forecast-year allocation inputs; displayed values and growth are calculated: Separates screening-contractor payments from equipment support, preventing staffing expenditure from becoming equipment-market purchasing.
- Evidence informing base-year allocation inputs; displayed values and growth are calculated: Audited expense disclosure reports C$xx.xx for maintenance and spare parts in the year ended March xx.xx 2025. It constrains support-spending materiality, not the amount attributable to an independent provider. ([catsa-acsta.gc.ca](https://www.catsa-acsta.gc.ca/en/publications/2025-annual-report/notes-financial-statements))

13. CATSA 2025 Annual Report - Management's Discussion and Analysis
    - Evidence informing base-year allocation inputs; displayed values and growth are calculated: EDS capital expenditure of C$xx.xx includes equipment and installation/integration and supplies the training-calibration denominator, subject to baggage attribution. ([catsa-acsta.gc.ca](https://www.catsa-acsta.gc.ca/en/publications/2025-annual-report/management-discussion-and-analysis))
    - Evidence informing forecast-year allocation inputs; displayed values and growth are calculated: EDS capital expenditure of C$xx.xx includes equipment and installation/integration and supplies the training-calibration denominator, subject to baggage attribution. ([catsa-acsta.gc.ca](https://www.catsa-acsta.gc.ca/en/publications/2025-annual-report/management-discussion-and-analysis))
    - Evidence informing base-year allocation inputs; displayed values and growth are calculated: The capital definition includes associated installation and integration, supporting the distinction between deployment services and equipment value. ([catsa-acsta.gc.ca](https://www.catsa-acsta.gc.ca/en/publications/2025-annual-report/management-discussion-and-analysis))
    - Evidence informing forecast-year allocation inputs; displayed values and growth are calculated: The capital definition includes associated installation and integration, supporting the distinction between deployment services and equipment value. ([catsa-acsta.gc.ca](https://www.catsa-acsta.gc.ca/en/publications/2025-annual-report/management-discussion-and-analysis))
    - Evidence informing forecast-year allocation inputs; displayed values and growth are calculated: Actual spending, original budget and reprofile amounts constrain the forecast's purchasing-execution interpretation; they are not a global growth rate. ([catsa-acsta.gc.ca](https://www.catsa-acsta.gc.ca/en/publications/2025-annual-report/management-discussion-and-analysis))
    - Evidence informing base-year allocation inputs; displayed values and growth are calculated: FY2024/xx.xx pre-board capital appropriations used were C$xx.xx. This supplies the Canadian purchasing comparison and a component of the non-passenger-to-cabin activity proxy, not a global share.
    - Evidence informing forecast-year allocation inputs; displayed values and growth are calculated: FY2024/xx.xx pre-board capital appropriations used were C$xx.xx. This supplies the Canadian purchasing comparison and a component of the non-passenger-to-cabin activity proxy, not a global share.
    - Evidence informing base-year allocation inputs; displayed values and growth are calculated: FY2024/xx.xx hold-baggage capital appropriations used were C$xx.xx; this constrains the independent application-capital comparison.
    - Evidence informing base-year allocation inputs; displayed values and growth are calculated: FY2024/xx.xx non-passenger capital appropriations used were C$xx.xx, below the original C$xx.xx budget. Actual purchasing informs the proxy and qualifies automatic announcement-to-revenue conversion.
    - Evidence informing forecast-year allocation inputs; displayed values and growth are calculated: FY2024/xx.xx non-passenger capital appropriations used were C$xx.xx, below the original C$xx.xx budget. Actual purchasing informs the proxy and qualifies automatic announcement-to-revenue conversion.
    - Evidence informing base-year allocation inputs; displayed values and growth are calculated: Reports C$xx.xx EDS capital expenditure for FY2024/xx.xx and identifies both baggage equipment and full-body scanners in the capital scope, requiring a baggage-attribution adjustment.
    - Evidence informing forecast-year allocation inputs; displayed values and growth are calculated: Reports C$xx.xx EDS capital expenditure for FY2024/xx.xx and identifies both baggage equipment and full-body scanners in the capital scope, requiring a baggage-attribution adjustment.
    - Evidence informing forecast-year allocation inputs; displayed values and growth are calculated: EDS outturn was C$xx.xx versus an original C$xx.xx plan and revised C$xx.xx budget. Reprofiling constrains assumed award conversion and deployment timing; it does not measure procurement-channel mix. ([catsa-acsta.gc.ca](https://www.catsa-acsta.gc.ca/en/publications/2025-annual-report/management-discussion-and-analysis))
    - Evidence informing base-year allocation inputs; displayed values and growth are calculated: The actual capital-project list identifies hold-baggage capacity expansion at Montréal-Trudeau, supporting the expansion classification, not its modeled global revenue weight.
    - Evidence informing forecast-year allocation inputs; displayed values and growth are calculated: The actual capital-project list identifies hold-baggage capacity expansion at Montréal-Trudeau, supporting the expansion classification, not its modeled global revenue weight.
    - Evidence informing base-year allocation inputs; displayed values and growth are calculated: The actual project list includes checkpoint CT deployment and hold-baggage oversize-equipment lifecycle management, supporting renewal activity without disclosing its purpose-specific spending.
    - Evidence informing forecast-year allocation inputs; displayed values and growth are calculated: The actual project list includes checkpoint CT deployment and hold-baggage oversize-equipment lifecycle management,

14. Aviation security screening approved equipment list
    - Evidence informing base-year allocation inputs; displayed values and growth are calculated: Baggage EDS/EDSCB and conventional X-ray classes support the inspection-system boundary, not sales weights. ([gov.uk](https://www.gov.uk/government/collections/aviation-security-screening-approved-equipment-list))
    - Evidence informing forecast-year allocation inputs; displayed values and growth are calculated: Baggage EDS/EDSCB and conventional X-ray classes support the inspection-system boundary, not sales weights. ([gov.uk](https://www.gov.uk/government/collections/aviation-security-screening-approved-equipment-list))
    - Evidence informing base-year allocation inputs; displayed values and growth are calculated: Liquid detectors are a distinct cabin-baggage category; the complete bulk-material extension remains modeled within the captured boundary. ([gov.uk](https://www.gov.uk/government/collections/aviation-security-screening-approved-equipment-list))
    - Evidence informing forecast-year allocation inputs; displayed values and growth are calculated: Liquid detectors are a distinct cabin-baggage category; the complete bulk-material extension remains modeled within the captured boundary. ([gov.uk](https://www.gov.uk/government/collections/aviation-security-screening-approved-equipment-list))
    - Evidence informing base-year allocation inputs; displayed values and growth are calculated: ETD serves baggage and other applications, requiring explicit baggage attribution rather than allocating all detector sales here. ([gov.uk](https://www.gov.uk/government/collections/aviation-security-screening-approved-equipment-list))
    - Evidence informing forecast-year allocation inputs; displayed values and growth are calculated: ETD serves baggage and other applications, requiring explicit baggage attribution rather than allocating all detector sales here. ([gov.uk](https://www.gov.uk/government/collections/aviation-security-screening-approved-equipment-list))
    - Evidence informing base-year allocation inputs; displayed values and growth are calculated: Dedicated ETD consumables are separately recognized, supporting goods classification without establishing spending or unrestricted interchangeability. ([gov.uk](https://www.gov.uk/government/collections/aviation-security-screening-approved-equipment-list))
    - Evidence informing forecast-year allocation inputs; displayed values and growth are calculated: Dedicated ETD consumables are separately recognized, supporting goods classification without establishing spending or unrestricted interchangeability. ([gov.uk](https://www.gov.uk/government/collections/aviation-security-screening-approved-equipment-list))
15. Quantifying the Impacts of Delayed Maintenance of Airport Assets: A Guide - Chapter 6, Baggage Handling Systems
    - Evidence informing base-year allocation inputs; displayed values and growth are calculated: The baggage-handling cost study uses a modeled xx.xx% labor share, adopted only as an adjacent support-cost proxy. ([nationalacademies.org](https://www.nationalacademies.org/read/xx.xx/chapter/xx.xx))
    - Evidence informing forecast-year allocation inputs; displayed values and growth are calculated: The baggage-handling cost study uses a modeled xx.xx% labor share, adopted only as an adjacent support-cost proxy. ([nationalacademies.org](https://www.nationalacademies.org/read/xx.xx/chapter/xx.xx))
    - Evidence informing base-year allocation inputs; displayed values and growth are calculated: Its corresponding modeled xx.xx% parts share calibrates the labor/goods separation; it is not an observed screening-equipment ratio. ([nationalacademies.org](https://www.nationalacademies.org/read/xx.xx/chapter/xx.xx))
    - Evidence informing forecast-year allocation inputs; displayed values and growth are calculated: Its corresponding modeled xx.xx% parts share calibrates the labor/goods separation; it is not an observed screening-equipment ratio. ([nationalacademies.org](https://www.nationalacademies.org/read/xx.xx/chapter/xx.xx))

16. Procurement of Next Generation Security Checkpoint Equipment - Contract Award Notice

- Evidence informing base-year allocation inputs; displayed values and growth are calculated: The seven-system award includes automated tray return, demonstrating bundled purchasing but no separately priced hardware allocation. ([sell2wales.gov.wales](https://www.sell2wales.gov.wales/search/show/search_view.aspx?ID=NOV417275))
- Evidence informing forecast-year allocation inputs; displayed values and growth are calculated: The seven-system award includes automated tray return, demonstrating bundled purchasing but no separately priced hardware allocation. ([sell2wales.gov.wales](https://www.sell2wales.gov.wales/search/show/search_view.aspx?ID=NOV417275))
- Evidence informing base-year allocation inputs; displayed values and growth are calculated: The integrated CT/tray-return scope constrains the automation interface boundary; it does not value general airport conveyors. ([sell2wales.gov.wales](https://www.sell2wales.gov.wales/search/show/search_view.aspx?ID=NOV417275))
- Evidence informing forecast-year allocation inputs; displayed values and growth are calculated: The integrated CT/tray-return scope constrains the automation interface boundary; it does not value general airport conveyors. ([sell2wales.gov.wales](https://www.sell2wales.gov.wales/search/show/search_view.aspx?ID=NOV417275))
- Evidence informing base-year allocation inputs; displayed values and growth are calculated: Central image processing is an explicit purchased function, without a separately disclosed license price. ([sell2wales.gov.wales](https://www.sell2wales.gov.wales/search/show/search_view.aspx?ID=NOV417275))
- Evidence informing forecast-year allocation inputs; displayed values and growth are calculated: Central image processing is an explicit purchased function, without a separately disclosed license price. ([sell2wales.gov.wales](https://www.sell2wales.gov.wales/search/show/search_view.aspx?ID=NOV417275))
- Evidence informing base-year allocation inputs; displayed values and growth are calculated: Supply, installation and commissioning are included deliverables, supporting deployment-service attribution without establishing its percentage. ([sell2wales.gov.wales](https://www.sell2wales.gov.wales/search/show/search_view.aspx?ID=NOV417275))
- Evidence informing forecast-year allocation inputs; displayed values and growth are calculated: Supply, installation and commissioning are included deliverables, supporting deployment-service attribution without establishing its percentage. ([sell2wales.gov.wales](https://www.sell2wales.gov.wales/search/show/search_view.aspx?ID=NOV417275))
- Evidence informing base-year allocation inputs; displayed values and growth are calculated: The October xx.xx 2022 award covers seven systems combining cabin CT, tray return, image processing and deployment responsibilities. It supports integrated purchased scope, not completed delivery or a global sales weight.
- Evidence informing forecast-year allocation inputs; displayed values and growth are calculated: The October xx.xx 2022 award covers seven systems combining cabin CT, tray return, image processing and deployment responsibilities. It supports integrated purchased scope, not completed delivery or a global sales weight.
- Evidence informing base-year allocation inputs; displayed values and growth are calculated: The integrated Newcastle procurement reports a GBP xx.xx-xx.xx offer range but no physical review-room location; its value cannot be assigned automatically to local review. ([sell2wales.gov.wales](https://www.sell2wales.gov.wales/search/show/search_view.aspx?ID=NOV417275))
- Evidence informing forecast-year allocation inputs; displayed values and growth are calculated: The integrated Newcastle procurement reports a GBP xx.xx-xx.xx offer range but no physical review-room location; its value cannot be assigned automatically to local review. ([sell2wales.gov.wales](https://www.sell2wales.gov.wales/search/show/search_view.aspx?ID=NOV417275))
- Evidence informing base-year allocation inputs; displayed values and growth are calculated: Central image processing is included, but a separate on-site room is not specified; constrains classification rather than supplying a remote-review sales weight. ([sell2wales.gov.wales](https://www.sell2wales.gov.wales/search/show/search_view.aspx?ID=NOV417275))
- Evidence informing forecast-year allocation inputs; displayed values and growth are calculated: Central image processing is included, but a separate on-site room is not specified; constrains classification rather than supplying a remote-review sales weight. ([sell2wales.gov.wales](https://www.sell2wales.gov.wales/search/show/search_view.aspx?ID=NOV417275))
- Evidence informing base-year allocation inputs; displayed values and growth are calculated: The bundled award does not identify a mixed-location package or its attributable price, preventing automatic hybrid classification. ([sell2wales.gov.wales](https://www.sell2wales.gov.wales/search/show/search_view.aspx?ID=NOV417275))
- Evidence informing forecast-year allocation inputs; displayed values and growth are calculated: The bundled award does not identify a mixed-location package or its attributable price, preventing automatic hybrid classification.

17. AI for Monitoring Aviation Security: Fraport and German Federal Police Start Regular Operation of APIDS
    - Evidence informing forecast-year allocation inputs; displayed values and growth are calculated: January xx.xx 2026 APIDS deployment demonstrates additional software adoption, without establishing separate revenue. ([fraport.com](https://www.fraport.com/en/newsroom/press-releases/2026/q1/ai-for-monitoring-aviation-security.html))
    - Evidence informing forecast-year allocation inputs; displayed values and growth are calculated: Deployment on more than xx.xx CT scanners is the independent quantitative rollout test; it does not validate the modeled license-growth factor. ([fraport.com](https://www.fraport.com/en/newsroom/press-releases/2026/q1/ai-for-monitoring-aviation-security.html))
    - Evidence informing forecast-year allocation inputs; displayed values and growth are calculated: On January xx.xx 2026, Fraport announced regular APIDS software operation on more than xx.xx existing Smiths CT scanners. This independently supports retained-system enhancement at one buyer, not global penetration or realized license revenue.
18. Smiths Detection - Digital Innovation
    - Evidence informing base-year allocation inputs; displayed values and growth are calculated: The supplier identifies detection applications as a commercial function; separate fee allocation remains assumed. ([smithsdetection.com](https://www.smithsdetection.com/digital-innovation/))
    - Evidence informing forecast-year allocation inputs; displayed values and growth are calculated: The supplier identifies detection applications as a commercial function; separate fee allocation remains assumed. ([smithsdetection.com](https://www.smithsdetection.com/digital-innovation/))
    - Evidence informing base-year allocation inputs; displayed values and growth are calculated: Centralized screening supports the image-review function, not an observed software revenue weight. ([smithsdetection.com](https://www.smithsdetection.com/digital-innovation/))
    - Evidence informing forecast-year allocation inputs; displayed values and growth are calculated: Centralized screening supports the image-review function, not an observed software revenue weight. ([smithsdetection.com](https://www.smithsdetection.com/digital-innovation/))
    - Evidence informing base-year allocation inputs; displayed values and growth are calculated: Connectivity, multi-vendor integration and equipment-health applications establish the fleet-management function without proving customer-specific rights or prices. ([smithsdetection.com](https://www.smithsdetection.com/digital-innovation/))
    - Evidence informing forecast-year allocation inputs; displayed values and growth are calculated: Connectivity, multi-vendor integration and equipment-health applications establish the fleet-management function without proving customer-specific rights or prices. ([smithsdetection.com](https://www.smithsdetection.com/digital-innovation/))
    - Evidence informing base-year allocation inputs; displayed values and growth are calculated: ELECTORA is offered for integrating multi-vendor devices, datasets and applications; establishes the vendor-platform category but discloses no category revenue or customer-specific substitution entitlement. ([smithsdetection.com](https://www.smithsdetection.com/digital-innovation/))
    - Evidence informing forecast-year allocation inputs; displayed values and growth are calculated: ELECTORA is offered for integrating multi-vendor devices, datasets and applications; establishes the vendor-platform category but discloses no category revenue or customer-specific substitution entitlement. ([smithsdetection.com](https://www.smithsdetection.com/digital-innovation/))
19. UK Civil Aviation Authority - Threat Image Projection (TIP)
    - Evidence informing base-year allocation inputs; displayed values and growth are calculated: TIP library approval and renewal obligations support continuing software commitments, not the modeled global fee or share. ([caa.co.uk](https://www.caa.co.uk/commercial-industry/security/training-and-human-factors/threat-image-projection/))
    - Evidence informing forecast-year allocation inputs; displayed values and growth are calculated: TIP library approval and renewal obligations support continuing software commitments, not the modeled global fee or share. ([caa.co.uk](https://www.caa.co.uk/commercial-industry/security/training-and-human-factors/threat-image-projection/))

20. Smiths Detection - Service
    - Evidence informing base-year allocation inputs; displayed values and growth are calculated: Inclusive capital-equipment support covers labor and parts, requiring a single-count economic allocation across services and goods. ([smithsdetection.com](https://www.smithsdetection.com/service/))
    - Evidence informing forecast-year allocation inputs; displayed values and growth are calculated: Inclusive capital-equipment support covers labor and parts, requiring a single-count economic allocation across services and goods. ([smithsdetection.com](https://www.smithsdetection.com/service/))
    - Evidence informing base-year allocation inputs; displayed values and growth are calculated: Equipment-specific training and certification are commercial offerings distinct from routine screening staffing. ([smithsdetection.com](https://www.smithsdetection.com/service/))
    - Evidence informing forecast-year allocation inputs; displayed values and growth are calculated: Equipment-specific training and certification are commercial offerings distinct from routine screening staffing. ([smithsdetection.com](https://www.smithsdetection.com/service/))
    - Evidence informing base-year allocation inputs; displayed values and growth are calculated: The parts-support offering and inclusive contracts corroborate the goods boundary, but not the assumed xx.xx% allocation. ([smithsdetection.com](https://www.smithsdetection.com/service/))
    - Evidence informing forecast-year allocation inputs; displayed values and growth are calculated: The parts-support offering and inclusive contracts corroborate the goods boundary, but not the assumed xx.xx% allocation. ([smithsdetection.com](https://www.smithsdetection.com/service/))
    - Evidence informing base-year allocation inputs; displayed values and growth are calculated: Describes inclusive labor-and-parts contracts and manufacturer support, supporting nonduplicative lifecycle attribution to projection equipment, not a verified xx.xx% fee. ([smithsdetection.com](https://www.smithsdetection.com/service/))
    - Evidence informing forecast-year allocation inputs; displayed values and growth are calculated: Describes inclusive labor-and-parts contracts and manufacturer support, supporting nonduplicative lifecycle attribution to projection equipment, not a verified xx.xx% fee. ([smithsdetection.com](https://www.smithsdetection.com/service/))
    - Evidence informing base-year allocation inputs; displayed values and growth are calculated: Supports the existence of manufacturer lifecycle offerings; broad service-footprint counts are not used as CT revenue weights.
    - Evidence informing forecast-year allocation inputs; displayed values and growth are calculated: Supports the existence of manufacturer lifecycle offerings; broad service-footprint counts are not used as CT revenue weights.
    - Evidence informing base-year allocation inputs; displayed values and growth are calculated: Supports commercial maintenance, refurbishment and parts offerings for portable equipment without establishing baggage-specific service receipts.
    - Evidence informing forecast-year allocation inputs; displayed values and growth are calculated: Supports commercial maintenance, refurbishment and parts offerings for portable equipment without establishing baggage-specific service receipts.
    - Evidence informing base-year allocation inputs; displayed values and growth are calculated: The manufacturer markets direct on-site support and inclusive capital-equipment labor-and-parts contracts. This supports a continuing manufacturer-service alternative, without measuring a pricing premium. ([smithsdetection.com](https://www.smithsdetection.com/service/))
    - Evidence informing forecast-year allocation inputs; displayed values and growth are calculated: The manufacturer markets direct on-site support and inclusive capital-equipment labor-and-parts contracts. This supports a continuing manufacturer-service alternative, without measuring a pricing premium. ([smithsdetection.com](https://www.smithsdetection.com/service/))
    - Evidence informing base-year allocation inputs; displayed values and growth are calculated: Manufacturer-provided bundled support is a commercial alternative to separate technical-service procurement, limiting assumptions of unrestricted third-party substitution. ([smithsdetection.com](https://www.smithsdetection.com/service/))
    - Evidence informing forecast-year allocation inputs; displayed values and growth are calculated: Manufacturer-provided bundled support is a commercial alternative to separate technical-service procurement, limiting assumptions of unrestricted third-party substitution. ([smithsdetection.com](https://www.smithsdetection.com/service/))

21. Hold baggage screening upgrade, Dublin and Cork Airports, Ireland

- Evidence informing base-year allocation inputs; displayed values and growth are calculated: Separate professional-service appointments cover project controls, design oversight and interface management; the broader construction budget is not used as screening-service revenue. ([neccontract.com](https://www.neccontract.com/projects/hold-baggage-screening-upgrade-dublin-and-cork-airports-ireland))
- Evidence informing forecast-year allocation inputs; displayed values and growth are calculated: Separate professional-service appointments cover project controls, design oversight and interface management; the broader construction budget is not used as screening-service revenue. ([neccontract.com](https://www.neccontract.com/projects/hold-baggage-screening-upgrade-dublin-and-cork-airports-ireland))
- Evidence informing base-year allocation inputs; displayed values and growth are calculated: Describes three upgraded hold-baggage systems delivered through separate construction, baggage-integration and advisory appointments, completed in March 2023. Supports integrated-system attribution without assuming a universal single-prime model.
- Evidence informing forecast-year allocation inputs; displayed values and growth are calculated: Describes three upgraded hold-baggage systems delivered through separate construction, baggage-integration and advisory appointments, completed in March 2023. Supports integrated-system attribution without assuming a universal single-prime model.

22. Corporate Plan 2025-26 to 2029-30 Summary - Financial Overview
    - Evidence informing base-year allocation inputs; displayed values and growth are calculated: CATSA distinguishes major-checkpoint CT replacement from single-view-to-multiview replacement elsewhere, supporting application-specific projection demand and forecast assumptions. It also discloses capital funding subject to reprofile approval. ([catsa-acsta.gc.ca](https://www.catsa-acsta.gc.ca/en/publications/corporate-plan-2025-xx.xx-2029-xx.xx/financial-overview))
    - Evidence informing forecast-year allocation inputs; displayed values and growth are calculated: CATSA distinguishes major-checkpoint CT replacement from single-view-to-multiview replacement elsewhere, supporting application-specific projection demand and forecast assumptions. It also discloses capital funding subject to reprofile approval. ([catsa-acsta.gc.ca](https://www.catsa-acsta.gc.ca/en/publications/corporate-plan-2025-xx.xx-2029-xx.xx/financial-overview))
    - Evidence informing base-year allocation inputs; displayed values and growth are calculated: Identifies single-view equipment as a replacement population, supporting the modeled displacement mechanism rather than an observed global share.
    - Evidence informing forecast-year allocation inputs; displayed values and growth are calculated: Identifies single-view equipment as a replacement population, supporting the modeled displacement mechanism rather than an observed global share.
    - Evidence informing base-year allocation inputs; displayed values and growth are calculated: Multiview remains a planned purchasing destination at non-passenger checkpoints and Class xx.xx airports, qualifying universal CT substitution.
    - Evidence informing forecast-year allocation inputs; displayed values and growth are calculated: Multiview remains a planned purchasing destination at non-passenger checkpoints and Class xx.xx airports, qualifying universal CT substitution.
    - Evidence informing base-year allocation inputs; displayed values and growth are calculated: CT replacement is a stated major-checkpoint investment priority, subject to funding and delivery risks; this supports direction, not the modeled global share.
    - Evidence informing forecast-year allocation inputs; displayed values and growth are calculated: CT replacement is a stated major-checkpoint investment priority, subject to funding and delivery risks; this supports direction, not the modeled global share.
    - Evidence informing base-year allocation inputs; displayed values and growth are calculated: The plan includes additional screening equipment and expansion of existing hold-baggage screening capacity. Its FY2025/xx.xx capital budget is C$xx.xx across mixed activities; plans are not recognized supplier revenue.
    - Evidence informing forecast-year allocation inputs; displayed values and growth are calculated: The plan includes additional screening equipment and expansion of existing hold-baggage screening capacity. Its FY2025/xx.xx capital budget is C$xx.xx across mixed activities; plans are not recognized supplier revenue.
    - Evidence informing base-year allocation inputs; displayed values and growth are calculated: The plan distinguishes replacement of checkpoint X-ray equipment with CT and asset lifecycle renewal from additional capacity. Funding, partner timing and reprofiling qualify forecast realization.
    - Evidence informing forecast-year allocation inputs; displayed values and growth are calculated: The plan distinguishes replacement of checkpoint X-ray equipment with CT and asset lifecycle renewal from additional capacity. Funding, partner timing and reprofiling qualify forecast realization.
23. ECAC CEP Public Equipment List - Explosive Detection Systems, Update 18 April 2025
    - Evidence informing base-year allocation inputs; displayed values and growth are calculated: The April xx.xx 2025 list retains XRD xx.xx supporting the legacy commercial-category premise but not the assumed installed cohort or sales volume. ([ecac-ceac.org](https://www.ecac-ceac.org/images/activities/security/ECAC-CEP-EDS-equipment_public_list_update_20250418.pdf))
    - Evidence informing forecast-year allocation inputs; displayed values and growth are calculated: The April xx.xx 2025 list retains XRD xx.xx supporting the legacy commercial-category premise but not the assumed installed cohort or sales volume. ([ecac-ceac.org](https://www.ecac-ceac.org/images/activities/security/ECAC-CEP-EDS-equipment_public_list_update_20250418.pdf))

24. Partners - HALO X-ray Technologies Ltd

· Evidence informing base-year allocation inputs; displayed values and growth are calculated: Named airport pilots and approximately USD xx.xx and USD xx.xx development programs establish commercialization activity and program scale, not realized annual XRD equipment revenue. ([haloxray.com](https://www.haloxray.com/partners))

· Evidence informing forecast-year allocation inputs; displayed values and growth are calculated: Named airport pilots and approximately USD xx.xx and USD xx.xx development programs establish commercialization activity and program scale, not realized annual XRD equipment revenue. ([haloxray.com](https://www.haloxray.com/partners))

25. Explosives Trace Detectors (ETDs): Market Survey Report, November 2021

· Evidence informing base-year allocation inputs; displayed values and growth are calculated: Historical IONSCAN xx.xx list-price configurations around USD xx.xx-xx.xx constrain the IMS price class; they do not establish 2025 purchasing volumes or realizations. ([dhs.gov](https://dhs.gov/sites/default/files/2021-xx.xx/SAVER_Explosives%20Trace%20Detectors%20MSR_08Nov2021_Final-xx.xx.pdf))

· Evidence informing forecast-year allocation inputs; displayed values and growth are calculated: Historical IONSCAN xx.xx list-price configurations around USD xx.xx-xx.xx constrain the IMS price class; they do not establish 2025 purchasing volumes or realizations. ([dhs.gov](https://dhs.gov/sites/default/files/2021-xx.xx/SAVER_Explosives%20Trace%20Detectors%20MSR_08Nov2021_Final-xx.xx.pdf))

· Evidence informing base-year allocation inputs; displayed values and growth are calculated: The Fido X4 historical USD xx.xx list-price benchmark supports the explicit nominal-price bridge; baggage attribution and unit mix remain modeled.

· Evidence informing forecast-year allocation inputs; displayed values and growth are calculated: The Fido X4 historical USD xx.xx list-price benchmark supports the explicit nominal-price bridge; baggage attribution and unit mix remain modeled.

26. Astrotech Corporation - Form 10-K for the Fiscal Year Ended June 30, 2025

· Evidence informing base-year allocation inputs; displayed values and growth are calculated: Discloses FY2025 product and service revenue, xx.xx deployment locations, and a six-unit USD xx.xx order. These provide a price comparator and supplier-scale check, not baggage-only revenue. ([sec.gov](https://www.sec.gov/Archives/edgar/data/xx.xx/xx.xx/astc20250630_10k.htm))

· Evidence informing forecast-year allocation inputs; displayed values and growth are calculated: Discloses FY2025 product and service revenue, xx.xx deployment locations, and a six-unit USD xx.xx order. These provide a price comparator and supplier-scale check, not baggage-only revenue. ([sec.gov](https://www.sec.gov/Archives/edgar/data/xx.xx/xx.xx/astc20250630_10k.htm))

27. Astrotech Corporation - Form 10-K for the Fiscal Year Ended June 30, 2026

· Evidence informing base-year allocation inputs; displayed values and growth are calculated: Reports eight TRACER units sold in FY2025 versus three in FY2026, identifies grant-related revenue within FY2025 product revenue, and describes a potential subsidiary sale. These constrain MS attribution and forecast optimism. ([sec.gov](https://www.sec.gov/Archives/edgar/data/xx.xx/xx.xx/astc20260630_10k.htm))

· Evidence informing forecast-year allocation inputs; displayed values and growth are calculated: Reports eight TRACER units sold in FY2025 versus three in FY2026, identifies grant-related revenue within FY2025 product revenue, and describes a potential subsidiary sale. These constrain MS attribution and forecast optimism. ([sec.gov](https://www.sec.gov/Archives/edgar/data/xx.xx/xx.xx/astc20260630_10k.htm))

28. Liquid Explosive Detector, Bottle Liquid Scanner, Insight - Agilent

· Evidence informing base-year allocation inputs; displayed values and growth are calculated: Identifies Raman-based airport resolution products and dated September 2025 launch and May 2026 contract announcements. Supports category continuity and adoption premises, not global unit or revenue shares. ([agilent.com](https://www.agilent.com/en/product/molecular-spectroscopy/raman-spectroscopy/raman-aviation-security-systems/insight-series-alarm-resolution-systems))

· Evidence informing forecast-year allocation inputs; displayed values and growth are calculated: Identifies Raman-based airport resolution products and dated September 2025 launch and May 2026 contract announcements. Supports category continuity and adoption premises, not global unit or revenue shares. ([agilent.com](https://www.agilent.com/en/product/molecular-spectroscopy/raman-spectroscopy/raman-aviation-security-systems/insight-series-alarm-resolution-systems))

29. Bottle Liquid Scanner for Sale from China - Securina

· Evidence informing base-year allocation inputs; displayed values and growth are calculated: Positions microwave-based liquid-screening products for airports and customs. Supports commercial classification only; prices, authorization and purchasing weights remain assumptions. ([securinadetection.com](https://www.securinadetection.com/Bottle-Liquid-Scanner-Manufacturer-China.html))

· Evidence informing forecast-year allocation inputs; displayed values and growth are calculated: Positions microwave-based liquid-screening products for airports and customs. Supports commercial classification only; prices, authorization and purchasing weights remain assumptions. ([securinadetection.com](https://www.securinadetection.com/Bottle-Liquid-Scanner-Manufacturer-China.html))

30. Quick, Accurate Threat-Detection Scanner for Liquid, Aerosol, and Gels Eases and Secures Air Travel Worldwide

· Evidence informing base-year allocation inputs; displayed values and growth are calculated: Identifies LS10 as a complete commercial liquid scanner combining RF and ultrasonic capabilities, supporting nonduplicative complete-product attribution. ([battelle.org](https://www.battelle.org/insights/case-studies/case-study-details/quick-accurate-threat-detection-scanner-for-liquid-aerosol-and-gels-eases-and-secures-air-travel-worldwide))

· Evidence informing forecast-year allocation inputs; displayed values and growth are calculated: Identifies LS10 as a complete commercial liquid scanner combining RF and ultrasonic capabilities, supporting nonduplicative complete-product attribution. ([battelle.org](https://www.battelle.org/insights/case-studies/case-study-details/quick-accurate-threat-detection-scanner-for-liquid-aerosol-and-gels-eases-and-secures-air-travel-worldwide))

31. ECAC CEP Public Equipment List - Liquid Explosive Detection Systems, Update 10 July 2025

· Evidence informing base-year allocation inputs; displayed values and growth are calculated: The July xx.xx 2025 list includes One Resonance Sensors MobiLab BLS. This supports retained listed status for a named product, not active supply, paid installed stock or observed receipts. ([ecac-ceac.org](https://www.ecac-ceac.org/images/activities/security/ECAC-CEP-LEDS%20equipment%20public%20list-update%xx.xx-xx.xx-rev1.pdf))

· Evidence informing forecast-year allocation inputs; displayed values and growth are calculated: The July xx.xx 2025 list includes One Resonance Sensors MobiLab BLS. This supports retained listed status for a named product, not active supply, paid installed stock or observed receipts. ([ecac-ceac.org](https://www.ecac-ceac.org/images/activities/security/ECAC-CEP-LEDS%20equipment%20public%20list-update%xx.xx-xx.xx-rev1.pdf))

32. MobiLab BLS Bottled Liquid Scanner Endorsed By European Civil Aviation Conference

· Evidence informing base-year allocation inputs; displayed values and growth are calculated: The company's May xx.xx 2014 announcement identifies MobiLab BLS as an NMR-based airport liquid scanner and states that orders were being accepted. Establishes historical commercial offering, not 2025 deliveries. ([prnewswire.com](https://www.prnewswire.com/news-releases/mobilab-bls-bottled-liquid-scanner-endorsed-by-european-civil-aviation-conference-xx.xx.html))

· Evidence informing forecast-year allocation inputs; displayed values and growth are calculated: The company's May xx.xx 2014 announcement identifies MobiLab BLS as an NMR-based airport liquid scanner and states that orders were being accepted. Establishes historical commercial offering, not 2025 deliveries. ([prnewswire.com](https://www.prnewswire.com/news-releases/mobilab-bls-bottled-liquid-scanner-endorsed-by-european-civil-aviation-conference-xx.xx.html))

33. SafePointe BLS Powered by ORS - Bottled Liquid Explosives Detection Solution

    · Evidence informing base-year allocation inputs; displayed values and growth are calculated: The branded supplier brochure documents an ORS-powered bottled-liquid product channel. Its availability does not establish current orders or support continuity; it supports only the legacy-channel modeling premise. ([uploads-ssl.webflow.com](https://uploads-ssl.webflow.com/608330bcae48962bf6d7ff37/6149f80be6c30d34b5e3debe_BLS-Flyer-Compressed.pdf))

    · Evidence informing forecast-year allocation inputs; displayed values and growth are calculated: The branded supplier brochure documents an ORS-powered bottled-liquid product channel. Its availability does not establish current orders or support continuity; it supports only the legacy-channel modeling premise. ([uploads-ssl.webflow.com](https://uploads-ssl.webflow.com/608330bcae48962bf6d7ff37/6149f80be6c30d34b5e3debe_BLS-Flyer-Compressed.pdf))

34. Florida Division of Corporations - One Resonance Sensors, LLC, Entity Detail

    · Evidence informing base-year allocation inputs; displayed values and growth are calculated: The official registry records One Resonance Sensors, LLC as inactive following administrative dissolution on September xx.xx 2019. This counterevidence constrains continuity assumptions but does not prove zero surviving product support. ([search.sunbiz.org](https://search.sunbiz.org/Inquiry/CorporationSearch/SearchResultDetail?aggregateId=flal-l11000122986-c57f60b3-690d-4c87-836a-9aeb045075e8&directionType=CurrentList&inquirytype=EntityName&listNameOrder=ONERESONANCESENSORS+L110001229860&searchNameOrder=ONERESONANCESENSORS+L110001229860&searchTerm=ONE+RED+AMPERSAND+LLC))

    · Evidence informing forecast-year allocation inputs; displayed values and growth are calculated: The official registry records One Resonance Sensors, LLC as inactive following administrative dissolution on September xx.xx 2019. This counterevidence constrains continuity assumptions but does not prove zero surviving product support. ([search.sunbiz.org](https://search.sunbiz.org/Inquiry/CorporationSearch/SearchResultDetail?aggregateId=flal-l11000122986-c57f60b3-690d-4c87-836a-9aeb045075e8&directionType=CurrentList&inquirytype=EntityName&listNameOrder=ONERESONANCESENSORS+L110001229860&searchNameOrder=ONERESONANCESENSORS+L110001229860&searchTerm=ONE+RED+AMPERSAND+LLC))

35. Explosive Detection - Teledyne FLIR Defense

    · Evidence informing base-year allocation inputs; displayed values and growth are calculated: Lists offered Fido X-series products and service support, supporting commercial offering continuity only, not airport-specific eligibility or sales weights. ([flir.com](https://www.flir.com/threat-detection/explosives/))

    · Evidence informing forecast-year allocation inputs; displayed values and growth are calculated: Lists offered Fido X-series products and service support, supporting commercial offering continuity only, not airport-specific eligibility or sales weights. ([flir.com](https://www.flir.com/threat-detection/explosives/))

36. Scintrex Trace E3500 Explosive Trace Detection Unit - SecurityPro USA

    · Evidence informing base-year allocation inputs; displayed values and growth are calculated: The distributor offers E3500 chemiluminescence equipment and identifies customs/border applications. Supports a commercial category lead, not measured airport purchasing or the assumed price. ([securityprousa.com](https://www.securityprousa.com/collections/explosive-detection/products/scintrex-trace-e3500-explosive-trace-detection-unit))

    · Evidence informing forecast-year allocation inputs; displayed values and growth are calculated: The distributor offers E3500 chemiluminescence equipment and identifies customs/border applications. Supports a commercial category lead, not measured airport purchasing or the assumed price. ([securityprousa.com](https://www.securityprousa.com/collections/explosive-detection/products/scintrex-trace-e3500-explosive-trace-detection-unit))

37. Portable Explosive Detector - Trace Detector EVD-3000+

- Evidence informing base-year allocation inputs; displayed values and growth are calculated: The distributor offers EVD-xx.xx+ thermo-redox equipment. Supports offered-product classification, not airport authorization, purchasing volume or the modeled realization. ([securityprousa.com](https://www.securityprousa.com/products/scintrex-trace-evd-xx.xx-portable-trace-detection-unit))
- Evidence informing forecast-year allocation inputs; displayed values and growth are calculated: The distributor offers EVD-xx.xx+ thermo-redox equipment. Supports offered-product classification, not airport authorization, purchasing volume or the modeled realization. ([securityprousa.com](https://www.securityprousa.com/products/scintrex-trace-evd-xx.xx-portable-trace-detection-unit))

38. CATSA's Purchase Order Terms and Conditions

- Evidence informing base-year allocation inputs; displayed values and growth are calculated: Contract terms constrain maintenance, parts and consumables escalation, qualifying unrestricted aftermarket pricing assumptions in the projection lifecycle model. ([catsa-acsta.gc.ca](https://www.catsa-acsta.gc.ca/en/publications/catsa-s-purchase-order-terms-and-conditions))
- Evidence informing forecast-year allocation inputs; displayed values and growth are calculated: Contract terms constrain maintenance, parts and consumables escalation, qualifying unrestricted aftermarket pricing assumptions in the projection lifecycle model. ([catsa-acsta.gc.ca](https://www.catsa-acsta.gc.ca/en/publications/catsa-s-purchase-order-terms-and-conditions))
- Evidence informing base-year allocation inputs; displayed values and growth are calculated: Contractual price limits constrain the pricing premise, but do not verify CT-specific global support receipts.
- Evidence informing forecast-year allocation inputs; displayed values and growth are calculated: Contractual price limits constrain the pricing premise, but do not verify CT-specific global support receipts.
- Evidence informing base-year allocation inputs; displayed values and growth are calculated: Maintenance and consumable escalation limits qualify the trace-platform pricing assumption rather than establishing the modeled IMS share.
- Evidence informing forecast-year allocation inputs; displayed values and growth are calculated: Maintenance and consumable escalation limits qualify the trace-platform pricing assumption rather than establishing the modeled IMS share.
- Evidence informing base-year allocation inputs; displayed values and growth are calculated: The pre-existing-software clause grants broad license rights without transferring ownership; proprietary ownership alone therefore cannot establish the Closed revenue numerator. ([catsa-acsta.gc.ca](https://www.catsa-acsta.gc.ca/en/publications/catsa-s-purchase-order-terms-and-conditions))
- Evidence informing forecast-year allocation inputs; displayed values and growth are calculated: The pre-existing-software clause grants broad license rights without transferring ownership; proprietary ownership alone therefore cannot establish the Closed revenue numerator. ([catsa-acsta.gc.ca](https://www.catsa-acsta.gc.ca/en/publications/catsa-s-purchase-order-terms-and-conditions))
- Evidence informing base-year allocation inputs; displayed values and growth are calculated: Software modification rights are not themselves proof of standards-based interfaces or independent component substitution; supports conservative classification. ([catsa-acsta.gc.ca](https://www.catsa-acsta.gc.ca/en/publications/catsa-s-purchase-order-terms-and-conditions))
- Evidence informing forecast-year allocation inputs; displayed values and growth are calculated: Software modification rights are not themselves proof of standards-based interfaces or independent component substitution; supports conservative classification. ([catsa-acsta.gc.ca](https://www.catsa-acsta.gc.ca/en/publications/catsa-s-purchase-order-terms-and-conditions))

39. Liquids Scanner for Airport Security - UC Davis
    - Evidence informing base-year allocation inputs; displayed values and growth are calculated: The February xx.xx 2011 account establishes a development contract and licensing relationship. Its development allocation is excluded from 2025 receipts and does not establish a surviving commercial cohort. ([ucdavis.edu](https://www.ucdavis.edu/news/liquids-scanner-airport-security))
    - Evidence informing forecast-year allocation inputs; displayed values and growth are calculated: The February xx.xx 2011 account establishes a development contract and licensing relationship. Its development allocation is excluded from 2025 receipts and does not establish a surviving commercial cohort. ([ucdavis.edu](https://www.ucdavis.edu/news/liquids-scanner-airport-security))
40. Open Architecture for Airport Security Systems, Second Edition
    - Evidence informing base-year allocation inputs; displayed values and growth are calculated: Distinguishes proprietary integration from interoperable connections, supporting the category boundary rather than an observed revenue share. ([aci-europe.org](https://aci-europe.org/downloads/resources/Open%20Architecture%20for%20Airport%20Security%20Systems%202nd%20Edition.pdf))
    - Evidence informing forecast-year allocation inputs; displayed values and growth are calculated: Distinguishes proprietary integration from interoperable connections, supporting the category boundary rather than an observed revenue share. ([aci-europe.org](https://aci-europe.org/downloads/resources/Open%20Architecture%20for%20Airport%20Security%20Systems%202nd%20Edition.pdf))
    - Evidence informing base-year allocation inputs; displayed values and growth are calculated: Integration does not guarantee interoperability; this constrains attribution of vendor-mediated configurations. ([aci-europe.org](https://aci-europe.org/downloads/resources/Open%20Architecture%20for%20Airport%20Security%20Systems%202nd%20Edition.pdf))
    - Evidence informing forecast-year allocation inputs; displayed values and growth are calculated: Integration does not guarantee interoperability; this constrains attribution of vendor-mediated configurations. ([aci-europe.org](https://aci-europe.org/downloads/resources/Open%20Architecture%20for%20Airport%20Security%20Systems%202nd%20Edition.pdf))
    - Evidence informing base-year allocation inputs; displayed values and growth are calculated: Allows identified partial compliance and discusses accountable integration responsibilities; supports scoped open attribution, not whole-purchase reclassification. ([aci-europe.org](https://aci-europe.org/downloads/resources/Open%20Architecture%20for%20Airport%20Security%20Systems%202nd%20Edition.pdf))
    - Evidence informing forecast-year allocation inputs; displayed values and growth are calculated: Allows identified partial compliance and discusses accountable integration responsibilities; supports scoped open attribution, not whole-purchase reclassification. ([aci-europe.org](https://aci-europe.org/downloads/resources/Open%20Architecture%20for%20Airport%20Security%20Systems%202nd%20Edition.pdf))

41. CATSA 2025 Annual Report - Overview of Activities

- Evidence informing base-year allocation inputs; displayed values and growth are calculated: Reports xx.xx CATSA Plus lines across xx.xx airports serving more than xx.xx% of passengers in 2024/xx.xx; provides an independent integration-activity check, not a direct value allocation. ([catsa-acsta.gc.ca](https://www.catsa-acsta.gc.ca/en/publications/2025-annual-report/overview-activities))
- Evidence informing forecast-year allocation inputs; displayed values and growth are calculated: Reports xx.xx CATSA Plus lines across xx.xx airports serving more than xx.xx% of passengers in 2024/xx.xx; provides an independent integration-activity check, not a direct value allocation. ([catsa-acsta.gc.ca](https://www.catsa-acsta.gc.ca/en/publications/2025-annual-report/overview-activities))
- Evidence informing base-year allocation inputs; displayed values and growth are calculated: The reported modernized passenger coverage constrains an assumption of universally standalone activity, while leaving commercial architecture and revenue attribution unresolved. ([catsa-acsta.gc.ca](https://www.catsa-acsta.gc.ca/en/publications/2025-annual-report/overview-activities))
- Evidence informing forecast-year allocation inputs; displayed values and growth are calculated: The reported modernized passenger coverage constrains an assumption of universally standalone activity, while leaving commercial architecture and revenue attribution unresolved. ([catsa-acsta.gc.ca](https://www.catsa-acsta.gc.ca/en/publications/2025-annual-report/overview-activities))
- Evidence informing forecast-year allocation inputs; displayed values and growth are calculated: The annual report identifies enhanced non-passenger requirements and implementation planned from spring 2025. This supports a conditional modernization premise, not the modeled global uptake factor.
- Evidence informing base-year allocation inputs; displayed values and growth are calculated: Reports xx.xx CATSA Plus lines and more than xx.xx% passenger coverage in 2024/xx.xx; provides a Canadian adoption comparator, not a global local-review revenue weight. ([catsa-acsta.gc.ca](https://www.catsa-acsta.gc.ca/en/publications/2025-annual-report/overview-activities))
- Evidence informing forecast-year allocation inputs; displayed values and growth are calculated: Reports xx.xx CATSA Plus lines and more than xx.xx% passenger coverage in 2024/xx.xx; provides a Canadian adoption comparator, not a global local-review revenue weight. ([catsa-acsta.gc.ca](https://www.catsa-acsta.gc.ca/en/publications/2025-annual-report/overview-activities))
- Evidence informing base-year allocation inputs; displayed values and growth are calculated: Identifies remote screening within CATSA Plus and quantifies deployment; constrains the commercial-adoption premise but does not establish each review room's location. ([catsa-acsta.gc.ca](https://www.catsa-acsta.gc.ca/en/publications/2025-annual-report/overview-activities))
- Evidence informing forecast-year allocation inputs; displayed values and growth are calculated: Identifies remote screening within CATSA Plus and quantifies deployment; constrains the commercial-adoption premise but does not establish each review room's location. ([catsa-acsta.gc.ca](https://www.catsa-acsta.gc.ca/en/publications/2025-annual-report/overview-activities))
- Evidence informing base-year allocation inputs; displayed values and growth are calculated: Deployment coverage constrains the addressable network-enabled pool; it does not disclose hybrid contracts or justify the modeled hybrid percentage. ([catsa-acsta.gc.ca](https://www.catsa-acsta.gc.ca/en/publications/2025-annual-report/overview-activities))
- Evidence informing forecast-year allocation inputs; displayed values and growth are calculated: Deployment coverage constrains the addressable network-enabled pool; it does not disclose hybrid contracts or justify the modeled hybrid percentage. ([catsa-acsta.gc.ca](https://www.catsa-acsta.gc.ca/en/publications/2025-annual-report/overview-activities))

42. CATSA - Beyond the Checkpoint, December 2025

- Evidence informing base-year allocation inputs; displayed values and growth are calculated: Reports xx.xx operational CT machines at eight airports and a modular-line average of xx.xx passengers per hour versus xx.xx for traditional multi-split lines; supports the bounded throughput-to-unit bridge and phased-deployment premise. ([catsa-acsta.gc.ca](https://www.catsa-acsta.gc.ca/en/about-us/beyond-checkpoint-2025-december))
- Evidence informing forecast-year allocation inputs; displayed values and growth are calculated: Reports xx.xx operational CT machines at eight airports and a modular-line average of xx.xx passengers per hour versus xx.xx for traditional multi-split lines; supports the bounded throughput-to-unit bridge and phased-deployment premise. ([catsa-acsta.gc.ca](https://www.catsa-acsta.gc.ca/en/about-us/beyond-checkpoint-2025-december))

43. Smiths Detection Delivers Fully Automated International Remote Baggage Screening System Between South Korea and the United States

- Evidence informing base-year allocation inputs; displayed values and growth are calculated: The January xx.xx 2026 disclosure identifies xx.xx software licenses and DICOS V3.xx.xx exchange, and dates operational service to August 2025. Supports commercial standards-based activity and forecast feasibility, not an observed global share or a confirmed 2025 license inventory. ([smithsdetection.com](https://www.smithsdetection.com/press-releases/smiths-detection-delivers-fully-automated-international-remote-baggage-screening-system-between-south-korea-and-the-united-states/))
- Evidence informing forecast-year allocation inputs; displayed values and growth are calculated: The January xx.xx 2026 disclosure identifies xx.xx software licenses and DICOS V3.xx.xx exchange, and dates operational service to August 2025. Supports commercial standards-based activity and forecast feasibility, not an observed global share or a confirmed 2025 license inventory. ([smithsdetection.com](https://www.smithsdetection.com/press-releases/smiths-detection-delivers-fully-automated-international-remote-baggage-screening-system-between-south-korea-and-the-united-states/))

44. SeeTrue Marks Milestone with Over 100 X-ray Checkpoint Installations of Advanced AI-Based Threat Detection Software

- Evidence informing base-year allocation inputs; displayed values and growth are calculated: The December xx.xx 2024 announcement reports the 100th operational screening lane across airports and other sectors. Provides a limited commercial-adoption scale check; it is neither airport-only nor a census of standards-based entitlements. ([seetrue.ai](https://www.seetrue.ai/seetrue-marks-milestone-with-over-xx.xx-x-ray-checkpoint-installations-of-advanced-ai-based-threat-detection-software/))
- Evidence informing forecast-year allocation inputs; displayed values and growth are calculated: The December xx.xx 2024 announcement reports the 100th operational screening lane across airports and other sectors. Provides a limited commercial-adoption scale check; it is neither airport-only nor a census of standards-based entitlements. ([seetrue.ai](https://www.seetrue.ai/seetrue-marks-milestone-with-over-xx.xx-x-ray-checkpoint-installations-of-advanced-ai-based-threat-detection-software/))

45. Scarabee's Checkpoint Property Screening System to be deployed at DEN

- Evidence informing base-year allocation inputs; displayed values and growth are calculated: Describes a xx.xx-lane Denver award combining Scarabee lanes with Smiths scanners. Corroborates a commercial mixed-supplier integration route; an award is not realized annual revenue or proof of unrestricted interoperability. ([daifukuatec.com](https://daifukuatec.com/news/scarabees-checkpoint-property-screening-system-to-be-deployed-at-den))
- Evidence informing forecast-year allocation inputs; displayed values and growth are calculated: Describes a xx.xx-lane Denver award combining Scarabee lanes with Smiths scanners. Corroborates a commercial mixed-supplier integration route; an award is not realized annual revenue or proof of unrestricted interoperability. ([daifukuatec.com](https://daifukuatec.com/news/scarabees-checkpoint-property-screening-system-to-be-deployed-at-den))

46. CATSA Annual Report 2024 - Management's Discussion and Analysis

- Evidence informing base-year allocation inputs; displayed values and growth are calculated: FY2023/xx.xx pre-board capital appropriations used of C$xx.xx provide the second period in the non-passenger-to-cabin purchasing comparison.
- Evidence informing base-year allocation inputs; displayed values and growth are calculated: FY2023/xx.xx non-passenger capital appropriations used of C$xx.xx enter the two-period activity proxy; they do not identify the property-only fraction.
- Evidence informing forecast-year allocation inputs; displayed values and growth are calculated: FY2023/xx.xx non-passenger capital appropriations used of C$xx.xx enter the two-period activity proxy; they do not identify the property-only fraction.

47. Smiths Detection confirm order of 91 advanced scanners for new terminals at Moscow Sheremetyevo International Airport
    - Evidence informing base-year allocation inputs; displayed values and growth are calculated: The dated airport deployment includes xx.xx entrance baggage systems and xx.xx cabin-checkpoint systems. Their ratio supplies a historical relative-density proxy, subsequently discounted for assumed global coverage.
    - Evidence informing forecast-year allocation inputs; displayed values and growth are calculated: The dated airport deployment includes xx.xx entrance baggage systems and xx.xx cabin-checkpoint systems. Their ratio supplies a historical relative-density proxy, subsequently discounted for assumed global coverage.
48. Cochin International Airport Selects Smiths Detection's CTX 9800 for Next-Generation Hold Baggage Screening
    - Evidence informing base-year allocation inputs; displayed values and growth are calculated: The May 2017 deployment identifies xx.xx customs baggage systems alongside four hold-baggage systems. This supports the customs-intensive historical configuration proxy, not current global fleet or revenue observations.
    - Evidence informing forecast-year allocation inputs; displayed values and growth are calculated: The May 2017 deployment identifies xx.xx customs baggage systems alongside four hold-baggage systems. This supports the customs-intensive historical configuration proxy, not current global fleet or revenue observations.
49. CATSA Functions, Programs and Activities
    - Evidence informing base-year allocation inputs; displayed values and growth are calculated: Hold-baggage activities include equipment purchase, baggage-handling integration and equipment maintenance, supporting the checked-baggage capital and lifecycle boundary.
    - Evidence informing forecast-year allocation inputs; displayed values and growth are calculated: Hold-baggage activities include equipment purchase, baggage-handling integration and equipment maintenance, supporting the checked-baggage capital and lifecycle boundary.
    - Evidence informing base-year allocation inputs; displayed values and growth are calculated: Non-passenger screening covers airport workers and their belongings; only attributable property-screening offerings enter this allocation.
    - Evidence informing forecast-year allocation inputs; displayed values and growth are calculated: Non-passenger screening covers airport workers and their belongings; only attributable property-screening offerings enter this allocation.
50. Fraport TAV Antalya Airport - About the security control itself
    - Evidence informing base-year allocation inputs; displayed values and growth are calculated: The airport operator distinguishes terminal-entry security from a subsequent checkpoint. This supports a separate entrance-screening mission while providing no global prevalence or spending share.
    - Evidence informing forecast-year allocation inputs; displayed values and growth are calculated: The airport operator distinguishes terminal-entry security from a subsequent checkpoint. This supports a separate entrance-screening mission while providing no global prevalence or spending share.
51. EMSD VoiceLink, Issue 79, June 2026 - EMSD Provides Comprehensive Support for Terminal 2 Commissioning
    - Evidence informing forecast-year allocation inputs; displayed values and growth are calculated: The June 2026 account identifies baggage-and-parcel equipment procurement and installation for the customs authority at Terminal xx.xx. It supports a separate commissioning mission but does not isolate baggage expenditure.
52. GAO-26-107811 - Guam: Considerations for Evaluating Alternative Customs Models and Potential Economic Effects
    - Evidence informing base-year allocation inputs; displayed values and growth are calculated: The audit identifies two historical airport-customs baggage systems inactive for years and delayed replacement procurement. This challenges conversion of installed stock or acknowledged need directly into annual equipment and support revenue.
    - Evidence informing forecast-year allocation inputs; displayed values and growth are calculated: The audit identifies two historical airport-customs baggage systems inactive for years and delayed replacement procurement. This challenges conversion of installed stock or acknowledged need directly into annual equipment and support revenue.

53. Bennet, Moran, Van Hollen, Boozman Introduce Bill to Bolster Aviation Safety
    - Evidence informing base-year allocation inputs; displayed values and growth are calculated: The July xx.xx 2025 official release identifies xx.xx U.S. screening lanes, used as agency purchasing-exposure calibration rather than observed annual equipment sales.
    - Evidence informing forecast-year allocation inputs; displayed values and growth are calculated: The July xx.xx 2025 official release identifies xx.xx U.S. screening lanes, used as agency purchasing-exposure calibration rather than observed annual equipment sales.
54. Bank of Canada - Annual exchange rates
    - Evidence informing base-year allocation inputs; displayed values and growth are calculated: Annual exchange-rate observations support the inherited fiscal-period approximation of xx.xx Canadian dollars per U.S. dollar; this is not a transaction-weighted exchange rate.
    - Evidence informing forecast-year allocation inputs; displayed values and growth are calculated: Annual exchange-rate observations support the inherited fiscal-period approximation of xx.xx Canadian dollars per U.S. dollar; this is not a transaction-weighted exchange rate.
55. Japan’s leading airline revolutionizes check in experience with new Smiths Detection technology
    - Evidence informing base-year allocation inputs; displayed values and growth are calculated: The August 2023 announcement identifies JAL as customer for five screening ecosystems and reports xx.xx deployed iLane units across Japan. These are historical commercial-stock anchors, not an airline-only fleet or 2025 sales observation.
    - Evidence informing forecast-year allocation inputs; displayed values and growth are calculated: The August 2023 announcement identifies JAL as customer for five screening ecosystems and reports xx.xx deployed iLane units across Japan. These are historical commercial-stock anchors, not an airline-only fleet or 2025 sales observation.
56. Narita International Airport anticipates threats with integrated solutions
    - Evidence informing base-year allocation inputs; displayed values and growth are calculated: Identifies Narita airport as a screening-technology customer and describes xx.xx lane-related installations, qualifying any assumption that the supplier's Japanese installed stock was purchased entirely by airlines.
    - Evidence informing forecast-year allocation inputs; displayed values and growth are calculated: Identifies Narita airport as a screening-technology customer and describes xx.xx lane-related installations, qualifying any assumption that the supplier's Japanese installed stock was purchased entirely by airlines.
57. MLIT - 保安検査の実施主体が変わります！ - June 27, 2025
    - Evidence informing forecast-year allocation inputs; displayed values and growth are calculated: The June xx.xx 2025 announcement targets transfer of security-screening responsibility from airlines to airport managers, with leading cases targeted in FY2026. Supports a conditional reduction in airline purchasing, not an observed contract-transfer percentage.
    - Evidence informing forecast-year allocation inputs; displayed values and growth are calculated: The transfer direction supports modeled airport-manager purchasing gains. Continued shared financing does not imply equal purchasing shares.
58. ICTS International N.V. - Annual Report for the year ended December 31, 2025
    - Evidence informing base-year allocation inputs; displayed values and growth are calculated: Discloses USD xx.xx company-wide property/equipment purchases and USD xx.xx airport-security revenue in 2025. Supports an asset-light purchasing-intensity proxy; the in-scope fraction and global expansion remain assumptions.
    - Evidence informing forecast-year allocation inputs; displayed values and growth are calculated: Discloses USD xx.xx company-wide property/equipment purchases and USD xx.xx airport-security revenue in 2025. Supports an asset-light purchasing-intensity proxy; the in-scope fraction and global expansion remain assumptions.

59. EU Publications Office - Purchase and maintenance of non-intrusive X-ray inspection equipment for baggage and air cargo volume control
    - Evidence informing base-year allocation inputs; displayed values and growth are calculated: Identifies Autoridade Tributária e Aduaneira as buyer and reports a 2026 award of EUR xx.xx across four lots for baggage/air-cargo inspection equipment and maintenance. Provides a buyer-role and commercial-scale comparator, not 2025 baggage-only annual expenditure.
    - Evidence informing forecast-year allocation inputs; displayed values and growth are calculated: Identifies Autoridade Tributária e Aduaneira as buyer and reports a 2026 award of EUR xx.xx across four lots for baggage/air-cargo inspection equipment and maintenance. Provides a buyer-role and commercial-scale comparator, not 2025 baggage-only annual expenditure.
60. ACI World - Busiest Airports in the World
    - Evidence informing base-year allocation inputs; displayed values and growth are calculated: Reports approximately xx.xx international airport passenger movements in 2025. Half provides an approximate arrival-movement scale check before transfer exclusions, not a customs examination or equipment-purchasing weight.
    - Evidence informing forecast-year allocation inputs; displayed values and growth are calculated: Reports approximately xx.xx international airport passenger movements in 2025. Half provides an approximate arrival-movement scale check before transfer exclusions, not a customs examination or equipment-purchasing weight.
61. Heathrow announces £2.3bn accelerated investment plan to upgrade the UK's international gateway to growth
    - Evidence informing base-year allocation inputs; displayed values and growth are calculated: Reports GBP xx.xx invested in security-lane upgrades during 2024, supporting material airport-directed purchasing. Broader infrastructure obligations and historical timing prevent treating the amount as 2025 in-scope market receipts.
    - Evidence informing forecast-year allocation inputs; displayed values and growth are calculated: Reports GBP xx.xx invested in security-lane upgrades during 2024, supporting material airport-directed purchasing. Broader infrastructure obligations and historical timing prevent treating the amount as 2025 in-scope market receipts.
62. Fraport Assumes Responsibility for Aviation Security Checks at Frankfurt Airport
    - Evidence informing base-year allocation inputs; displayed values and growth are calculated: Documents Fraport's checkpoint-management responsibility from January 2023, six initial CT-equipped lanes and three contracted screening providers. Supports distinguishing an airport commissioning role from regulator oversight and contracted screening labor.
    - Evidence informing forecast-year allocation inputs; displayed values and growth are calculated: Documents Fraport's checkpoint-management responsibility from January 2023, six initial CT-equipped lanes and three contracted screening providers. Supports distinguishing an airport commissioning role from regulator oversight and contracted screening labor.
63. Advanced Cabin Baggage Screening - Computed Tomography Implementation Guide
    - Evidence informing base-year allocation inputs; displayed values and growth are calculated: Distinguishes standalone CT, including equipment-local conveyance, from integrated screening-lane configurations; supports attribution boundaries, not a revenue weight.
    - Evidence informing forecast-year allocation inputs; displayed values and growth are calculated: Distinguishes standalone CT, including equipment-local conveyance, from integrated screening-lane configurations; supports attribution boundaries, not a revenue weight.
    - Evidence informing base-year allocation inputs; displayed values and growth are calculated: Identifies automated tray-return and automated screening-lane integration as commercially distinct configurations; supports the lane-integrated category definition.
    - Evidence informing forecast-year allocation inputs; displayed values and growth are calculated: Identifies automated tray-return and automated screening-lane integration as commercially distinct configurations; supports the lane-integrated category definition.

64. GAO-12-266 - Checked Baggage Screening: TSA Has Deployed Optimal Systems at the Majority of TSA-Regulated Airports, but Could Strengthen Cost Estimates

- Evidence informing base-year allocation inputs; displayed values and growth are calculated: The December 2011 table reports xx.xx standalone EDS alongside xx.xx in-line EDS; this historical machine-count comparator constrains, but does not determine, the current global allocation.
- Evidence informing forecast-year allocation inputs; displayed values and growth are calculated: The December 2011 table reports xx.xx standalone EDS alongside xx.xx in-line EDS; this historical machine-count comparator constrains, but does not determine, the current global allocation.
- Evidence informing base-year allocation inputs; displayed values and growth are calculated: Reports xx.xx in-line EDS across xx.xx in-line systems and distinguishes equipment counts from integrated-system counts; supports the historical configuration bridge.
- Evidence informing forecast-year allocation inputs; displayed values and growth are calculated: Reports xx.xx in-line EDS across xx.xx in-line systems and distinguishes equipment counts from integrated-system counts; supports the historical configuration bridge.

65. Smiths Detection selected as security technology provider to International Airport Heraklion Crete

- Evidence informing base-year allocation inputs; displayed values and growth are calculated: The September xx.xx 2025 announcement identifies eight cabin CT scanners and eight automated tray-return systems for Heraklion, with installation planned across late 2025 and mid-2026; supports ongoing integrated procurement, not realized annual revenue.
- Evidence informing forecast-year allocation inputs; displayed values and growth are calculated: The September xx.xx 2025 announcement identifies eight cabin CT scanners and eight automated tray-return systems for Heraklion, with installation planned across late 2025 and mid-2026; supports ongoing integrated procurement, not realized annual revenue.

66. Centralised Image Processing: The Impact on Security Checkpoints

- Evidence informing base-year allocation inputs; displayed values and growth are calculated: Distinguishes checkpoint-local image review from separate-room arrangements; supports retaining networked local activity rather than automatically assigning it to remote review. ([casra.ch](https://casra.ch/wp-content/uploads/2021/xx.xx/Kuhn-2017.-Centralised-image-processing.pdf))
- Evidence informing forecast-year allocation inputs; displayed values and growth are calculated: Distinguishes checkpoint-local image review from separate-room arrangements; supports retaining networked local activity rather than automatically assigning it to remote review. ([casra.ch](https://casra.ch/wp-content/uploads/2021/xx.xx/Kuhn-2017.-Centralised-image-processing.pdf))
- Evidence informing base-year allocation inputs; displayed values and growth are calculated: Describes separate screening rooms and established remote hold-baggage review at larger airports; supports the cohort-maturity premise, not a numerical global share. ([casra.ch](https://casra.ch/wp-content/uploads/2021/xx.xx/Kuhn-2017.-Centralised-image-processing.pdf))
- Evidence informing forecast-year allocation inputs; displayed values and growth are calculated: Describes separate screening rooms and established remote hold-baggage review at larger airports; supports the cohort-maturity premise, not a numerical global share. ([casra.ch](https://casra.ch/wp-content/uploads/2021/xx.xx/Kuhn-2017.-Centralised-image-processing.pdf))
- Evidence informing base-year allocation inputs; displayed values and growth are calculated: Describes combined checkpoint and remote-room arrangements, establishing a mixed-location commercial configuration without measuring its prevalence or price. ([casra.ch](https://casra.ch/wp-content/uploads/2021/xx.xx/Kuhn-2017.-Centralised-image-processing.pdf))
- Evidence informing forecast-year allocation inputs; displayed values and growth are calculated: Describes combined checkpoint and remote-room arrangements, establishing a mixed-location commercial configuration without measuring its prevalence or price. ([casra.ch](https://casra.ch/wp-content/uploads/2021/xx.xx/Kuhn-2017.-Centralised-image-processing.pdf))

67. Annual Report 2024 - CATSA's Operating Environment

- Evidence informing base-year allocation inputs; displayed values and growth are calculated: Reports xx.xx CATSA Plus lines and more than xx.xx% passenger coverage in 2023/xx.xx providing the historical comparison rather than a global location allocation. ([catsa-acsta.gc.ca](https://www.catsa-acsta.gc.ca/en/publications/catsa-s-operating-environment))
- Evidence informing forecast-year allocation inputs; displayed values and growth are calculated: Reports xx.xx CATSA Plus lines and more than xx.xx% passenger coverage in 2023/xx.xx providing the historical comparison rather than a global location allocation. ([catsa-acsta.gc.ca](https://www.catsa-acsta.gc.ca/en/publications/catsa-s-operating-environment))
- Evidence informing base-year allocation inputs; displayed values and growth are calculated: Together with the subsequent annual report, supports a seven-line deployment increase without a corresponding increase in reported passenger coverage. ([catsa-acsta.gc.ca](https://www.catsa-acsta.gc.ca/en/publications/catsa-s-operating-environment))
- Evidence informing forecast-year allocation inputs; displayed values and growth are calculated: Together with the subsequent annual report, supports a seven-line deployment increase without a corresponding increase in reported passenger coverage. ([catsa-acsta.gc.ca](https://www.catsa-acsta.gc.ca/en/publications/catsa-s-operating-environment))
- Evidence informing base-year allocation inputs; displayed values and growth are calculated: Provides a historical network-enabled deployment anchor, while leaving the physical mixed-location contract share unmeasured. ([catsa-acsta.gc.ca](https://www.catsa-acsta.gc.ca/en/publications/catsa-s-operating-environment))
- Evidence informing forecast-year allocation inputs; displayed values and growth are calculated: Provides a historical network-enabled deployment anchor, while leaving the physical mixed-location contract share unmeasured. ([catsa-acsta.gc.ca](https://www.catsa-acsta.gc.ca/en/publications/catsa-s-operating-environment))

68. L22020-T-TG Upgrades to the Passenger Search Area, body scanners, EDS C3 cabin baggage screening - Contract Award Notice

- Evidence informing base-year allocation inputs; displayed values and growth are calculated: The January xx.xx 2023 Luton award expressly includes construction of a remote screening room at the airport terminal, supporting separate-room commercial procurement. Its broader scope is not treated as baggage-only annual revenue. ([find-tender.service.gov.uk](https://www.find-tender.service.gov.uk/Notice/xx.xx-2023))
- Evidence informing forecast-year allocation inputs; displayed values and growth are calculated: The January xx.xx 2023 Luton award expressly includes construction of a remote screening room at the airport terminal, supporting separate-room commercial procurement. Its broader scope is not treated as baggage-only annual revenue. ([find-tender.service.gov.uk](https://www.find-tender.service.gov.uk/Notice/xx.xx-2023))

69. Greater Orlando Aviation Authority - Minutes of the February 19, 2025 Meeting

- Evidence informing base-year allocation inputs; displayed values and growth are calculated: Authorizes up to USD xx.xx for baggage-system and Remote Screening Facility network/server separation. Half this ceiling is an explicitly assumed deployment-cost comparator, not observed off-site receipts. ([assets.ctfassets.net](https://assets.ctfassets.net/qiecpoxp4bka/6BCjKImOwJmeZxqtGVdpYR/1e2d759a2c44b5b6d71193cb9927ec75/2025-xx.xx-19_Board_Minutes.pdf))
- Evidence informing forecast-year allocation inputs; displayed values and growth are calculated: Authorizes up to USD xx.xx for baggage-system and Remote Screening Facility network/server separation. Half this ceiling is an explicitly assumed deployment-cost comparator, not observed off-site receipts. ([assets.ctfassets.net](https://assets.ctfassets.net/qiecpoxp4bka/6BCjKImOwJmeZxqtGVdpYR/1e2d759a2c44b5b6d71193cb9927ec75/2025-xx.xx-19_Board_Minutes.pdf))
- Evidence informing base-year allocation inputs; displayed values and growth are calculated: Provides the commercial networking-cost anchor for the modeled transfer from existing on-site pools, avoiding additional market value or duplicate host-equipment attribution. ([assets.ctfassets.net](https://assets.ctfassets.net/qiecpoxp4bka/6BCjKImOwJmeZxqtGVdpYR/1e2d759a2c44b5b6d71193cb9927ec75/2025-xx.xx-19_Board_Minutes.pdf))
- Evidence informing forecast-year allocation inputs; displayed values and growth are calculated: Provides the commercial networking-cost anchor for the modeled transfer from existing on-site pools, avoiding additional market value or duplicate host-equipment attribution. ([assets.ctfassets.net](https://assets.ctfassets.net/qiecpoxp4bka/6BCjKImOwJmeZxqtGVdpYR/1e2d759a2c44b5b6d71193cb9927ec75/2025-xx.xx-19_Board_Minutes.pdf))

70. American and U.S. Customs and Border Protection pilot innovative baggage screening initiative

- Evidence informing base-year allocation inputs; displayed values and growth are calculated: American's April xx.xx 2025 announcement identifies a daily Sydney-Los Angeles IRBS pilot and unchanged screening requirements. It anchors one sampled connection and an assumed partial-year licensing period, not disclosed revenue. ([s202.q4cdn.com](https://s202.q4cdn.com/xx.xx/files/doc_news/American-and-US-Customs-and-Border-Protection-pilot-innovative-baggage-screening-initiative-OPS-OTH-xx.xx-2025.pdf))
- Evidence informing forecast-year allocation inputs; displayed values and growth are calculated: American's April xx.xx 2025 announcement identifies a daily Sydney-Los Angeles IRBS pilot and unchanged screening requirements. It anchors one sampled connection and an assumed partial-year licensing period, not disclosed revenue. ([s202.q4cdn.com](https://s202.q4cdn.com/xx.xx/files/doc_news/American-and-US-Customs-and-Border-Protection-pilot-innovative-baggage-screening-initiative-OPS-OTH-xx.xx-2025.pdf))

71. 델타항공-대한항공, 인천발 애틀랜타 노선 대상 위탁수하물 원격 검색 방식 신규 도입

- Evidence informing base-year allocation inputs; displayed values and growth are calculated: The August xx.xx 2025 announcement identifies the Incheon-Atlanta IRBS arrangement, anchoring a second sampled connection and a partial-year commercial-activity assumption without establishing contract value. ([news.delta.com](https://news.delta.com/delta-and-koreanair-launch-remote-baggage-screening-on-icn-atl-KR))
- Evidence informing forecast-year allocation inputs; displayed values and growth are calculated: The August xx.xx 2025 announcement identifies the Incheon-Atlanta IRBS arrangement, anchoring a second sampled connection and a partial-year commercial-activity assumption without establishing contract value. ([news.delta.com](https://news.delta.com/delta-and-koreanair-launch-remote-baggage-screening-on-icn-atl-KR))

72. United Launches CBP's International Remote Baggage Screening on Select International Flights

- Evidence informing base-year allocation inputs; displayed values and growth are calculated: United's September xx.xx 2025 announcement identifies daily Sydney-San Francisco service and named technology partners, anchoring a third sampled connection. It reports no attributable software or integration receipts. ([united.mediaroom.com](https://united.mediaroom.com/2025-xx.xx-xx.xx-United-Launches-CBPs-International-Remote-Baggage-Screening-on-Select-International-Flights))
- Evidence informing forecast-year allocation inputs; displayed values and growth are calculated: United's September xx.xx 2025 announcement identifies daily Sydney-San Francisco service and named technology partners, anchoring a third sampled connection. It reports no attributable software or integration receipts. ([united.mediaroom.com](https://united.mediaroom.com/2025-xx.xx-xx.xx-United-Launches-CBPs-International-Remote-Baggage-Screening-on-Select-International-Flights))

73. Airline Passengers Face Fewer Bag Checkpoints, Thanks to PNNL, Partners

- Evidence informing forecast-year allocation inputs; displayed values and growth are calculated: The August xx.xx 2026 laboratory release describes implementation on additional routes, including Seoul arrivals at Minneapolis-St. Paul and Detroit. This supports expansion direction, not the forecast connection count, realization or global share. ([pnnl.gov](https://www.pnnl.gov/news-media/airline-passengers-face-fewer-bag-checkpoints-thanks-pnnl-partners))

74. TSA awards $781.2 million to procure additional CT X-Ray scanners for airport checkpoints

- Evidence informing base-year allocation inputs; displayed values and growth are calculated: The March xx.xx 2022 announcement identifies up to USD xx.xx for procurement and maintenance of up to xx.xx systems from an OEM. This is a historical procurement-scale anchor, not annual 2025 direct-channel revenue. ([content.govdelivery.com](https://content.govdelivery.com/accounts/USDHSTSA/bulletins/30f6e5f))
- Evidence informing base-year allocation inputs; displayed values and growth are calculated: The award includes full-size automated lanes, cautioning against assigning all automation value to non-OEM integration primes; exact contractual-role attribution is not disclosed. ([content.govdelivery.com](https://content.govdelivery.com/accounts/USDHSTSA/bulletins/30f6e5f))

75. OSI Systems, Inc. - Form 10-K for the fiscal year ended June 30, 2026

- Evidence informing base-year allocation inputs; displayed values and growth are calculated: The filing describes regional direct security-product sales and direct maintenance relationships. Its broader security scope supports route coexistence, not baggage-only sales weights. ([sec.gov](https://www.sec.gov/Archives/edgar/data/xx.xx/xx.xx/osis-20260630x10k.htm))
- Evidence informing forecast-year allocation inputs; displayed values and growth are calculated: The filing describes regional direct security-product sales and direct maintenance relationships. Its broader security scope supports route coexistence, not baggage-only sales weights. ([sec.gov](https://www.sec.gov/Archives/edgar/data/xx.xx/xx.xx/osis-20260630x10k.htm))
- Evidence informing base-year allocation inputs; displayed values and growth are calculated: The company identifies a global independent-distributor network, supporting a continuing indirect route without quantifying its value share. ([sec.gov](https://www.sec.gov/Archives/edgar/data/xx.xx/xx.xx/osis-20260630x10k.htm))
- Evidence informing forecast-year allocation inputs; displayed values and growth are calculated: The company identifies a global independent-distributor network, supporting a continuing indirect route without quantifying its value share. ([sec.gov](https://www.sec.gov/Archives/edgar/data/xx.xx/xx.xx/osis-20260630x10k.htm))
- Evidence informing base-year allocation inputs; displayed values and growth are calculated: Authorized service providers are identified separately from distributors, supporting distinct technical-service attribution and access limitations. ([sec.gov](https://www.sec.gov/Archives/edgar/data/xx.xx/xx.xx/osis-20260630x10k.htm))
- Evidence informing forecast-year allocation inputs; displayed values and growth are calculated: Authorized service providers are identified separately from distributors, supporting distinct technical-service attribution and access limitations. ([sec.gov](https://www.sec.gov/Archives/edgar/data/xx.xx/xx.xx/osis-20260630x10k.htm))

76. SriLankan Airlines - Invitation for Supply, Installation, Commissioning and Maintenance of Dual View Heavy and Medium X-Ray Machines, Reference 202130407

· Evidence informing base-year allocation inputs; displayed values and growth are calculated: The 2021 purchaser invitation permits an OEM or authorized OEM agent and requires authorization for the latter. It establishes equipment-channel eligibility, not an award or software-resale right. ([srilankan.com](https://www.srilankan.com/download/tender/TN-Invitationforsubmiss-xx.xx.pdf))

77. JFK Millennium Partners Selects K2 to Deliver State-of-the-Art Security Screening Checkpoint at new JFK Terminal 6

· Evidence informing base-year allocation inputs; displayed values and growth are calculated: The March xx.xx 2025 appointment assigns procurement and deployment coordination across multiple technology suppliers at a future ten-gate terminal. It supports integration-prime participation and a forecast mechanism, not a disclosed share or completed 2025 revenue. ([portauthoritybuilds.com](https://www.portauthoritybuilds.com/redevelopment/us/en/jfk/planned-projects/terminal-xx.xx/news/jfk-millennium-partners-selects-k2-to-deliver-state-of-the-art-s.html))

· Evidence informing forecast-year allocation inputs; displayed values and growth are calculated: The March xx.xx 2025 appointment assigns procurement and deployment coordination across multiple technology suppliers at a future ten-gate terminal. It supports integration-prime participation and a forecast mechanism, not a disclosed share or completed 2025 revenue. ([portauthoritybuilds.com](https://www.portauthoritybuilds.com/redevelopment/us/en/jfk/planned-projects/terminal-xx.xx/news/jfk-millennium-partners-selects-k2-to-deliver-state-of-the-art-s.html))

· Evidence informing base-year allocation inputs; displayed values and growth are calculated: The March xx.xx 2025 appointment covers baggage CT and automated bin-return equipment for a future xx.xx-gate terminal, with phased opening planned for 2026-2028. It establishes new-installation activity, not attributable 2025 receipts; wider airport investment and person-only technologies are excluded.

· Evidence informing forecast-year allocation inputs; displayed values and growth are calculated: The March xx.xx 2025 appointment covers baggage CT and automated bin-return equipment for a future xx.xx-gate terminal, with phased opening planned for 2026-2028. It establishes new-installation activity, not attributable 2025 receipts; wider airport investment and person-only technologies are excluded.

78. CATSA Corporate Plan 2024-25 to 2028-29 Summary - Key Corporate Risks

· Evidence informing base-year allocation inputs; displayed values and growth are calculated: The authority reports transferring maintenance of most screening equipment to KPrime in 2023/xx.xx. This establishes a separately contracted maintenance relationship, without a baggage-only payment split. ([catsa-acsta.gc.ca](https://www.catsa-acsta.gc.ca/en/publications/key-corporate-risks))

79. Leidos wins TSA logistics contract

· Evidence informing base-year allocation inputs; displayed values and growth are calculated: The January xx.xx 2025 announcement describes an eight-year, USD xx.xx maximum sustainment contract covering xx.xx equipment units at over xx.xx locations with manufacturer coordination. Annualization and baggage/third-party attribution in the model are explicit assumptions. ([leidos.com](https://www.leidos.com/insights/leidos-wins-tsa-logistics-contract))

· Evidence informing forecast-year allocation inputs; displayed values and growth are calculated: The January xx.xx 2025 announcement describes an eight-year, USD xx.xx maximum sustainment contract covering xx.xx equipment units at over xx.xx locations with manufacturer coordination. Annualization and baggage/third-party attribution in the model are explicit assumptions. ([leidos.com](https://www.leidos.com/insights/leidos-wins-tsa-logistics-contract))

80. Checkpoint Transformation: Malta International Airport Streamlines Passenger Flow with Smiths Detection
    - Evidence informing base-year allocation inputs; displayed values and growth are calculated: Seven conventional automated lanes were replaced by six CT-equipped lanes, with final commissioning in January 2025. This is a counterexample to equating capacity improvement with net additional equipment.
    - Evidence informing forecast-year allocation inputs; displayed values and growth are calculated: Seven conventional automated lanes were replaced by six CT-equipped lanes, with final commissioning in January 2025. This is a counterexample to equating capacity improvement with net additional equipment.
    - Evidence informing base-year allocation inputs; displayed values and growth are calculated: The complete checkpoint replacement illustrates why an offering described commercially as an upgrade can belong to System Replacement. The seven-year service commitment is not counted wholly as installation-year revenue.
    - Evidence informing forecast-year allocation inputs; displayed values and growth are calculated: The complete checkpoint replacement illustrates why an offering described commercially as an upgrade can belong to System Replacement. The seven-year service commitment is not counted wholly as installation-year revenue.
81. iCMORE - Smiths Detection
    - Evidence informing forecast-year allocation inputs; displayed values and growth are calculated: The current commercial offering describes a software-upgrade path while qualifying additional hardware requirements by machine type and age. This constrains forecast eligibility assumptions; product availability does not measure adoption or revenue.

18.8. Italy

Table 532. Italy Airport Baggage Screening Systems Market Size, 2017-2040 (USD Million)

Country	2017	2024	2025	2026	2027	2032	2040	CAGR (%)
Italy	**xx.xx**	**xx.xx**	**xx.xx**	**xx.xx**	**xx.xx**	**xx.xx**	**xx.xx**	**xx.xx**

Table 533. Italy Airport Baggage Screening Systems Market Size, by Offering, 2017-2040 (USD Million)

Offering	2017	2024	2025	2026	2027	2032	2040	CAGR (%)
Detection Equipment	xx.xx	xx.xx	xx.xx	xx.xx	xx.xx	xx.xx	xx.xx	xx.xx
Replacement Parts and Consumables	xx.xx	xx.xx	xx.xx	xx.xx	xx.xx	xx.xx	xx.xx	xx.xx
Screening Automation Equipment	xx.xx	xx.xx	xx.xx	xx.xx	xx.xx	xx.xx	xx.xx	xx.xx
Screening Software	xx.xx	xx.xx	xx.xx	xx.xx	xx.xx	xx.xx	xx.xx	xx.xx
System Services	xx.xx	xx.xx	xx.xx	xx.xx	xx.xx	xx.xx	xx.xx	xx.xx
Total	**xx.xx**	**xx.xx**	**xx.xx**	**xx.xx**	**xx.xx**	**xx.xx**	**xx.xx**	**xx.xx**

Table 534. Italy Airport Baggage Screening Systems Market Size, by Detection Equipment, 2017-2040 (USD Million)

Detection Equipment	2017	2024	2025	2026	2027	2032	2040	CAGR (%)
Baggage Inspection Systems	xx.xx	xx.xx	xx.xx	xx.xx	xx.xx	xx.xx	xx.xx	xx.xx
Explosive Trace Detectors	xx.xx	xx.xx	xx.xx	xx.xx	xx.xx	xx.xx	xx.xx	xx.xx
Liquid and Bulk Material Analyzers	xx.xx	xx.xx	xx.xx	xx.xx	xx.xx	xx.xx	xx.xx	xx.xx
Total	**xx.xx**	**xx.xx**	**xx.xx**	**xx.xx**	**xx.xx**	**xx.xx**	**xx.xx**	**xx.xx**

Table 535. Italy Airport Baggage Screening Systems Market Size, by System Services, 2017-2040 (USD Million)

System Services	2017	2024	2025	2026	2027	2032	2040	CAGR (%)
Equipment Training Services	xx.xx	xx.xx	xx.xx	xx.xx	xx.xx	xx.xx	xx.xx	xx.xx
Installation, Integration, and Commissioning Services	xx.xx	xx.xx	xx.xx	xx.xx	xx.xx	xx.xx	xx.xx	xx.xx
Maintenance, Repair, and Technical Support	xx.xx	xx.xx	xx.xx	xx.xx	xx.xx	xx.xx	xx.xx	xx.xx
Planning and Engineering Services	xx.xx	xx.xx	xx.xx	xx.xx	xx.xx	xx.xx	xx.xx	xx.xx
Total	**xx.xx**	**xx.xx**	**xx.xx**	**xx.xx**	**xx.xx**	**xx.xx**	**xx.xx**	**xx.xx**

Table 536. Italy Airport Baggage Screening Systems Market Size, by Replacement Parts and Consumables, 2017-2040 (USD Million)

Replacement Parts and Consumables	2017	2024	2025	2026	2027	2032	2040	CAGR (%)
Detection Consumables	xx.xx	xx.xx	xx.xx	xx.xx	xx.xx	xx.xx	xx.xx	xx.xx
Replacement Parts and Upgrade Kits	xx.xx	xx.xx	xx.xx	xx.xx	xx.xx	xx.xx	xx.xx	xx.xx
Total	**xx.xx**	**xx.xx**	**xx.xx**	**xx.xx**	**xx.xx**	**xx.xx**	**xx.xx**	**xx.xx**

Table 537. Italy Airport Baggage Screening Systems Market Size, by Screening Automation Equipment, 2017-2040 (USD Million)

Screening Automation Equipment	2017	2024	2025	2026	2027	2032	2040	CAGR (%)
Screening Conveyors and Sortation Equipment	xx.xx	xx.xx	xx.xx	xx.xx	xx.xx	xx.xx	xx.xx	xx.xx
Screening Lanes and Tray-Return Systems	xx.xx	xx.xx	xx.xx	xx.xx	xx.xx	xx.xx	xx.xx	xx.xx
Total	**xx.xx**	**xx.xx**	**xx.xx**	**xx.xx**	**xx.xx**	**xx.xx**	**xx.xx**	**xx.xx**

Table 538. Italy Airport Baggage Screening Systems Market Size, by Screening Software, 2017-2040 (USD Million)

Screening Software	2017	2024	2025	2026	2027	2032	2040	CAGR (%)
Automated Threat Detection Software	xx.xx	xx.xx	xx.xx	xx.xx	xx.xx	xx.xx	xx.xx	xx.xx
Image Review and Management Software	xx.xx	xx.xx	xx.xx	xx.xx	xx.xx	xx.xx	xx.xx	xx.xx
Screener Training and Quality Assurance Software	xx.xx	xx.xx	xx.xx	xx.xx	xx.xx	xx.xx	xx.xx	xx.xx
Screening Connectivity and Fleet Management Software	xx.xx	xx.xx	xx.xx	xx.xx	xx.xx	xx.xx	xx.xx	xx.xx
Total	**xx.xx**	**xx.xx**	**xx.xx**	**xx.xx**	**xx.xx**	**xx.xx**	**xx.xx**	**xx.xx**

Table 539. Italy Airport Baggage Screening Systems Market Size, by Detection Platform, 2017-2040 (USD Million)

Detection Platform	2017	2024	2025	2026	2027	2032	2040	CAGR (%)
Chemiluminescence Detection	xx.xx	xx.xx	xx.xx	xx.xx	xx.xx	xx.xx	xx.xx	xx.xx
Dielectric and Microwave Analysis	xx.xx	xx.xx	xx.xx	xx.xx	xx.xx	xx.xx	xx.xx	xx.xx
Fluorescence Detection	xx.xx	xx.xx	xx.xx	xx.xx	xx.xx	xx.xx	xx.xx	xx.xx
Integrated Multimodal Detection	xx.xx	xx.xx	xx.xx	xx.xx	xx.xx	xx.xx	xx.xx	xx.xx
Ion Mobility Spectrometry	xx.xx	xx.xx	xx.xx	xx.xx	xx.xx	xx.xx	xx.xx	xx.xx
Magnetic Resonance	xx.xx	xx.xx	xx.xx	xx.xx	xx.xx	xx.xx	xx.xx	xx.xx
Mass Spectrometry	xx.xx	xx.xx	xx.xx	xx.xx	xx.xx	xx.xx	xx.xx	xx.xx
Projection X-Ray Imaging	xx.xx	xx.xx	xx.xx	xx.xx	xx.xx	xx.xx	xx.xx	xx.xx
Raman Spectroscopy	xx.xx	xx.xx	xx.xx	xx.xx	xx.xx	xx.xx	xx.xx	xx.xx
Thermo-Redox Detection	xx.xx	xx.xx	xx.xx	xx.xx	xx.xx	xx.xx	xx.xx	xx.xx
X-Ray Computed Tomography	xx.xx	xx.xx	xx.xx	xx.xx	xx.xx	xx.xx	xx.xx	xx.xx
X-Ray Diffraction	xx.xx	xx.xx	xx.xx	xx.xx	xx.xx	xx.xx	xx.xx	xx.xx
Others	xx.xx	xx.xx	xx.xx	xx.xx	xx.xx	xx.xx	xx.xx	xx.xx
Total	**xx.xx**	**xx.xx**	**xx.xx**	**xx.xx**	**xx.xx**	**xx.xx**	**xx.xx**	**xx.xx**

Table 540. Italy Airport Baggage Screening Systems Market Size, by Projection X-Ray Imaging, 2017-2040 (USD Million)

Projection X-Ray Imaging	2017	2024	2025	2026	2027	2032	2040	CAGR (%)
Multiview X-Ray Imaging	xx.xx	xx.xx	xx.xx	xx.xx	xx.xx	xx.xx	xx.xx	xx.xx
Single-View X-Ray Imaging	xx.xx	xx.xx	xx.xx	xx.xx	xx.xx	xx.xx	xx.xx	xx.xx
Total	**xx.xx**	**xx.xx**	**xx.xx**	**xx.xx**	**xx.xx**	**xx.xx**	**xx.xx**	**xx.xx**

Table 541. Italy Airport Baggage Screening Systems Market Size, by Interoperability Architecture, 2017-2040 (USD Million)

Interoperability Architecture	2017	2024	2025	2026	2027	2032	2040	CAGR (%)
Closed Proprietary Architecture	xx.xx	xx.xx	xx.xx	xx.xx	xx.xx	xx.xx	xx.xx	xx.xx
Open Standards-Based Interoperability	xx.xx	xx.xx	xx.xx	xx.xx	xx.xx	xx.xx	xx.xx	xx.xx
Vendor-Specific Integration	xx.xx	xx.xx	xx.xx	xx.xx	xx.xx	xx.xx	xx.xx	xx.xx
Total	**xx.xx**	**xx.xx**	**xx.xx**	**xx.xx**	**xx.xx**	**xx.xx**	**xx.xx**	**xx.xx**

Table 542. Italy Airport Baggage Screening Systems Market Size, by Screening Application, 2017-2040 (USD Million)

Screening Application	2017	2024	2025	2026	2027	2032	2040	CAGR (%)
Customs and Border Baggage Inspection	xx.xx	xx.xx	xx.xx	xx.xx	xx.xx	xx.xx	xx.xx	xx.xx
Non-Passenger Property Screening	xx.xx	xx.xx	xx.xx	xx.xx	xx.xx	xx.xx	xx.xx	xx.xx
Passenger Cabin Baggage Screening	xx.xx	xx.xx	xx.xx	xx.xx	xx.xx	xx.xx	xx.xx	xx.xx
Passenger Checked Baggage Screening	xx.xx	xx.xx	xx.xx	xx.xx	xx.xx	xx.xx	xx.xx	xx.xx
Terminal-Entrance Baggage Screening	xx.xx	xx.xx	xx.xx	xx.xx	xx.xx	xx.xx	xx.xx	xx.xx
Total	**xx.xx**	**xx.xx**	**xx.xx**	**xx.xx**	**xx.xx**	**xx.xx**	**xx.xx**	**xx.xx**

Table 543. Italy Airport Baggage Screening Systems Market Size, by Purchasing Organization, 2017-2040 (USD Million)

Purchasing Organization	2017	2024	2025	2026	2027	2032	2040	CAGR (%)
Airlines	xx.xx	xx.xx	xx.xx	xx.xx	xx.xx	xx.xx	xx.xx	xx.xx
Airport and Terminal Operators	xx.xx	xx.xx	xx.xx	xx.xx	xx.xx	xx.xx	xx.xx	xx.xx
Contract Screening Operators	xx.xx	xx.xx	xx.xx	xx.xx	xx.xx	xx.xx	xx.xx	xx.xx
Customs and Border Authorities	xx.xx	xx.xx	xx.xx	xx.xx	xx.xx	xx.xx	xx.xx	xx.xx
Public Aviation Security Agencies	xx.xx	xx.xx	xx.xx	xx.xx	xx.xx	xx.xx	xx.xx	xx.xx
Total	**xx.xx**	**xx.xx**	**xx.xx**	**xx.xx**	**xx.xx**	**xx.xx**	**xx.xx**	**xx.xx**

Table 544. Italy Airport Baggage Screening Systems Market Size, by System Integration, 2017-2040 (USD Million)

System Integration	2017	2024	2025	2026	2027	2032	2040	CAGR (%)
Baggage Handling-Integrated Systems	xx.xx	xx.xx	xx.xx	xx.xx	xx.xx	xx.xx	xx.xx	xx.xx
Checkpoint Lane-Integrated Systems	xx.xx	xx.xx	xx.xx	xx.xx	xx.xx	xx.xx	xx.xx	xx.xx
Standalone Screening Systems	xx.xx	xx.xx	xx.xx	xx.xx	xx.xx	xx.xx	xx.xx	xx.xx
Total	**xx.xx**	**xx.xx**	**xx.xx**	**xx.xx**	**xx.xx**	**xx.xx**	**xx.xx**	**xx.xx**

Table 545. Italy Airport Baggage Screening Systems Market Size, by Image Review Location, 2017-2040 (USD Million)

Image Review Location	2017	2024	2025	2026	2027	2032	2040	CAGR (%)
Hybrid Image Review	xx.xx	xx.xx	xx.xx	xx.xx	xx.xx	xx.xx	xx.xx	xx.xx
Local Image Review	xx.xx	xx.xx	xx.xx	xx.xx	xx.xx	xx.xx	xx.xx	xx.xx
Off-Site Remote Image Review	xx.xx	xx.xx	xx.xx	xx.xx	xx.xx	xx.xx	xx.xx	xx.xx
On-Site Remote Image Review	xx.xx	xx.xx	xx.xx	xx.xx	xx.xx	xx.xx	xx.xx	xx.xx
Others	xx.xx	xx.xx	xx.xx	xx.xx	xx.xx	xx.xx	xx.xx	xx.xx
Total	**xx.xx**	**xx.xx**	**xx.xx**	**xx.xx**	**xx.xx**	**xx.xx**	**xx.xx**	**xx.xx**

Table 546. Italy Airport Baggage Screening Systems Market Size, by Procurement Channel, 2017-2040 (USD Million)

Procurement Channel	2017	2024	2025	2026	2027	2032	2040	CAGR (%)
Direct Technology Suppliers	xx.xx	xx.xx	xx.xx	xx.xx	xx.xx	xx.xx	xx.xx	xx.xx
Distributors and Resellers	xx.xx	xx.xx	xx.xx	xx.xx	xx.xx	xx.xx	xx.xx	xx.xx
Independent Technical Service Providers	xx.xx	xx.xx	xx.xx	xx.xx	xx.xx	xx.xx	xx.xx	xx.xx
Systems Integration Primes	xx.xx	xx.xx	xx.xx	xx.xx	xx.xx	xx.xx	xx.xx	xx.xx
Total	**xx.xx**	**xx.xx**	**xx.xx**	**xx.xx**	**xx.xx**	**xx.xx**	**xx.xx**	**xx.xx**

Table 547. Italy Airport Baggage Screening Systems Market Size, by Investment Purpose, 2017-2040 (USD Million)

Investment Purpose	2017	2024	2025	2026	2027	2032	2040	CAGR (%)
New Installations and Capacity Expansion	xx.xx	xx.xx	xx.xx	xx.xx	xx.xx	xx.xx	xx.xx	xx.xx
Retrofits and Upgrades	xx.xx	xx.xx	xx.xx	xx.xx	xx.xx	xx.xx	xx.xx	xx.xx
System Replacement	xx.xx	xx.xx	xx.xx	xx.xx	xx.xx	xx.xx	xx.xx	xx.xx
Others	xx.xx	xx.xx	xx.xx	xx.xx	xx.xx	xx.xx	xx.xx	xx.xx
Total	**xx.xx**	**xx.xx**	**xx.xx**	**xx.xx**	**xx.xx**	**xx.xx**	**xx.xx**	**xx.xx**

Sources & Evidence

1. House Report 119-173 - Department of Homeland Security Appropriations Bill, 2026

   · Evidence informing the 2030 market-value input; displayed series and growth include calculations: The aging installed fleet supports replacement demand, but does not establish the forecast's realization dates or annual purchasing rate. ([govinfo.gov](https://www.govinfo.gov/content/pkg/CRPT-119hrpt173/html/CRPT-119hrpt173.htm))

   · Evidence informing forecast-year allocation inputs; displayed values and growth are calculated: The report identifies xx.xx end-of-life systems within a xx.xx-system checked-baggage fleet. This constrains renewal exposure, not realized annual purchasing or a verified global replacement deadline.

   · Evidence informing base-year allocation inputs; displayed values and growth are calculated: Reports a TSA checked-baggage fleet of xx.xx EDS, including xx.xx at end-of-life, and assigns purchase, installation and maintenance responsibilities to TSA. Supports agency fleet calibration and renewal pressure, not the assumed forecast uplift.

   · Evidence informing forecast-year allocation inputs; displayed values and growth are calculated: Reports a TSA checked-baggage fleet of xx.xx EDS, including xx.xx at end-of-life, and assigns purchase, installation and maintenance responsibilities to TSA. Supports agency fleet calibration and renewal pressure, not the assumed forecast uplift.

   · Evidence informing forecast-year allocation inputs; displayed values and growth are calculated: The report identifies xx.xx end-of-life EDS within a xx.xx-unit U.S. checked-baggage fleet, citing the FY2024 capital plan. The derived xx.xx% backlog constrains the aging-fleet premise, but is neither an annual turnover rate nor a funded global replacement forecast.

2. GAO-24-106573 - DHS Annual Assessment: Most Programs Are Meeting Current Goals, but Some Continue to Face Cost and Schedule Challenges

- Evidence informing the 2026 market-value input; displayed series and growth include calculations: Reports plans for xx.xx checkpoint systems and xx.xx increment-one deployments by September 2023; supports an incomplete replacement cycle rather than universal CT adoption. ([gao.gov](https://www.gao.gov/assets/gao-xx.xx-xx.xx.pdf))
- Evidence informing base-year allocation inputs; displayed values and growth are calculated: Reports xx.xx AT/CT, xx.xx base, xx.xx mid-size and xx.xx full-size deployments by September 2023; supplies configuration proxies and an incomplete-renewal constraint, not contractual architecture shares. ([gao.gov](https://www.gao.gov/assets/gao-xx.xx-xx.xx.pdf))
- Evidence informing forecast-year allocation inputs; displayed values and growth are calculated: Reports xx.xx AT/CT, xx.xx base, xx.xx mid-size and xx.xx full-size deployments by September 2023; supplies configuration proxies and an incomplete-renewal constraint, not contractual architecture shares. ([gao.gov](https://www.gao.gov/assets/gao-xx.xx-xx.xx.pdf))
- Evidence informing base-year allocation inputs; displayed values and growth are calculated: The deployed configuration mix underlies the xx.xx/xx.xx newer-cohort and xx.xx/xx.xx older-cohort proxy calculations; global and contractual attribution remain modeled. ([gao.gov](https://www.gao.gov/assets/gao-xx.xx-xx.xx.pdf))
- Evidence informing forecast-year allocation inputs; displayed values and growth are calculated: The deployed configuration mix underlies the xx.xx/xx.xx newer-cohort and xx.xx/xx.xx older-cohort proxy calculations; global and contractual attribution remain modeled. ([gao.gov](https://www.gao.gov/assets/gao-xx.xx-xx.xx.pdf))
- Evidence informing base-year allocation inputs; displayed values and growth are calculated: The assessment records xx.xx checkpoint systems deployed by September 2023 against an eventual xx.xx-system program. This supports an incomplete replacement cycle and qualifies any assumption of universal CT adoption.
- Evidence informing forecast-year allocation inputs; displayed values and growth are calculated: The assessment records xx.xx checkpoint systems deployed by September 2023 against an eventual xx.xx-system program. This supports an incomplete replacement cycle and qualifies any assumption of universal CT adoption.
- Evidence informing base-year allocation inputs; displayed values and growth are calculated: Reports a September 2023 U.S. CT cohort containing xx.xx AT/CT and xx.xx base systems, providing counterevidence to assigning all CT activity automatically to integrated lanes.
- Evidence informing forecast-year allocation inputs; displayed values and growth are calculated: Reports a September 2023 U.S. CT cohort containing xx.xx AT/CT and xx.xx base systems, providing counterevidence to assigning all CT activity automatically to integrated lanes.
- Evidence informing base-year allocation inputs; displayed values and growth are calculated: Reports xx.xx mid-size and xx.xx full-size systems within xx.xx deployed CT systems; supports differentiated configuration assumptions rather than treating technology adoption as an integration-share observation.
- Evidence informing forecast-year allocation inputs; displayed values and growth are calculated: Reports xx.xx mid-size and xx.xx full-size systems within xx.xx deployed CT systems; supports differentiated configuration assumptions rather than treating technology adoption as an integration-share observation.
- Evidence informing base-year allocation inputs; displayed values and growth are calculated: The 2024 assessment records xx.xx checkpoint deployments as of September 2023 against xx.xx planned systems replacing aging equipment. It supports staged renewal, but does not establish current deployment completion or the modeled 2032 share.
- Evidence informing forecast-year allocation inputs; displayed values and growth are calculated: The 2024 assessment records xx.xx checkpoint deployments as of September 2023 against xx.xx planned systems replacing aging equipment. It supports staged renewal, but does not establish current deployment completion or the modeled 2032 share.
- Evidence informing forecast-year allocation inputs; displayed values and growth are calculated: The program separately anticipates enhancements to fielded systems, supporting a retained-equipment commercial pathway without supplying an attributable upgrade-revenue split.

3. Global Airport Passenger Traffic Reaches Record 9.8 Billion in 2025, Airports Council International World reports

   · Evidence informing the 2026 market-value input; displayed series and growth include calculations: Reports cooling passenger-growth momentum in 2026, supporting moderation of traffic-driven equipment expansion despite continuing replacement demand.
   ([aci.aero](https://aci.aero/2026/xx.xx/xx.xx/global-airport-passenger-traffic-reaches-record-xx.xx-xx.xx-billion-in-2025-airports-council-international-world-reports/))

4. Smiths Group PLC - Full Year Results for the 12 Months Ended 31 July 2025

- Evidence informing the 2024 market-value input; displayed series and growth include calculations: Discloses aviation original-equipment revenue of xx.xx and aftermarket revenue of xx.xx for FY2024; supplies historical cycle proxies. ([www-live.smiths.com](https://www-live.smiths.com/media/snqpxwkd/smiths-group-plc-annual-results-2025-press-release.pdf))
- Evidence informing the 2027 market-value input; displayed series and growth include calculations: Reports approximately xx.xx cumulative CTiX sales and continuing aviation upgrade demand; supports replacement activity, not an observed global forecast. ([www-live.smiths.com](https://www-live.smiths.com/media/snqpxwkd/smiths-group-plc-annual-results-2025-press-release.pdf))
- Evidence informing base-year allocation inputs; displayed values and growth are calculated: FY2025 aviation original-equipment revenue of GBP xx.xx provides an independent equipment-activity scale check, not a global category share. ([www-live.smiths.com](https://www-live.smiths.com/media/snqpxwkd/smiths-group-plc-annual-results-2025-press-release.pdf))
- Evidence informing forecast-year allocation inputs; displayed values and growth are calculated: FY2025 aviation original-equipment revenue of GBP xx.xx provides an independent equipment-activity scale check, not a global category share. ([www-live.smiths.com](https://www-live.smiths.com/media/snqpxwkd/smiths-group-plc-annual-results-2025-press-release.pdf))
- Evidence informing base-year allocation inputs; displayed values and growth are calculated: Approximately xx.xx cumulative CTiX sales corroborate commercial imaging activity and replacement demand; they do not measure annual global sales. ([www-live.smiths.com](https://www-live.smiths.com/media/snqpxwkd/smiths-group-plc-annual-results-2025-press-release.pdf))
- Evidence informing forecast-year allocation inputs; displayed values and growth are calculated: Approximately xx.xx cumulative CTiX sales corroborate commercial imaging activity and replacement demand; they do not measure annual global sales. ([www-live.smiths.com](https://www-live.smiths.com/media/snqpxwkd/smiths-group-plc-annual-results-2025-press-release.pdf))
- Evidence informing base-year allocation inputs; displayed values and growth are calculated: GBP xx.xx aviation aftermarket revenue supports lifecycle materiality while qualifying transfer of one supplier's mix to the global service allocation. ([www-live.smiths.com](https://www-live.smiths.com/media/snqpxwkd/smiths-group-plc-annual-results-2025-press-release.pdf))
- Evidence informing forecast-year allocation inputs; displayed values and growth are calculated: GBP xx.xx aviation aftermarket revenue supports lifecycle materiality while qualifying transfer of one supplier's mix to the global service allocation. ([www-live.smiths.com](https://www-live.smiths.com/media/snqpxwkd/smiths-group-plc-annual-results-2025-press-release.pdf))
- Evidence informing base-year allocation inputs; displayed values and growth are calculated: Reports approximately xx.xx cumulative CTiX sales and continuing aviation upgrade demand; cumulative sales constrain commercial scale but are not annual global shipments. ([www-live.smiths.com](https://www-live.smiths.com/media/snqpxwkd/smiths-group-plc-annual-results-2025-press-release.pdf))
- Evidence informing forecast-year allocation inputs; displayed values and growth are calculated: Reports approximately xx.xx cumulative CTiX sales and continuing aviation upgrade demand; cumulative sales constrain commercial scale but are not annual global shipments. ([www-live.smiths.com](https://www-live.smiths.com/media/snqpxwkd/smiths-group-plc-annual-results-2025-press-release.pdf))
- Evidence informing base-year allocation inputs; displayed values and growth are calculated: Reports four operating XDi units as of July 2025 and pending regulatory certification, constraining the small XRD cohort and qualifying aggressive commercialization assumptions.
- Evidence informing forecast-year allocation inputs; displayed values and growth are calculated: Reports four operating XDi units as of July 2025 and pending regulatory certification, constraining the small XRD cohort and qualifying aggressive commercialization assumptions.
- Evidence informing forecast-year allocation inputs; displayed values and growth are calculated: Reported checkpoint modernization provides a commercial reason to model substitution from discrete legacy offerings; the filing does not disclose standalone configuration revenue.
- Evidence informing forecast-year allocation inputs; displayed values and growth are calculated: FY2025

5. Smiths Group PLC - Annual Report & Accounts FY2023
   - Evidence informing the 2022 market-value input; displayed series and growth include calculations: Reports FY2022 aviation original-equipment revenue of xx.xx, used as a dimensionless historical capital-cycle proxy. ([www-live.smiths.com](https://www-live.smiths.com/media/phjp1j44/smiths-annual-report-2023.pdf))
   - Evidence informing the 2023 market-value input; displayed series and growth include calculations: Reports FY2023 aviation original-equipment revenue of xx.xx and aftermarket revenue of xx.xx; supports the modeled recovery direction. ([www-live.smiths.com](https://www-live.smiths.com/media/phjp1j44/smiths-annual-report-2023.pdf))
6. Smiths Group PLC - Annual Report FY2022
   - Evidence informing the 2021 market-value input; displayed series and growth include calculations: Reports FY2021 aviation revenue of xx.xx, providing a historical purchasing-cycle reference rather than a global observation. ([www-live.smiths.com](https://www-live.smiths.com/media/xjvdpblr/smiths-annual-report-2022-report.pdf))
   - Evidence informing the 2022 market-value input; displayed series and growth include calculations: Reports FY2022 aviation revenue of xx.xx and continued weakness in aviation original equipment; supports a delayed capital-spending trough. ([www-live.smiths.com](https://www-live.smiths.com/media/xjvdpblr/smiths-annual-report-2022-report.pdf))
7. Smiths Group PLC - Annual Results for the Year Ended 31 July 2019
   - Evidence informing the 2018 market-value input; displayed series and growth include calculations: Reports FY2018 aviation revenue of xx.xx, supplying the historical comparison underlying the backcast. ([smiths.com](https://www.smiths.com/media/u4wla1bw/smiths-group-plc-annual-results-2019-press-release.pdf))
   - Evidence informing the 2019 market-value input; displayed series and growth include calculations: Reports FY2019 aviation revenue of xx.xx and customer delivery deferrals, qualifying a traffic-only growth model. ([smiths.com](https://www.smiths.com/media/u4wla1bw/smiths-group-plc-annual-results-2019-press-release.pdf))
   - Evidence informing the 2020 market-value input; displayed series and growth include calculations: Identifies deliveries deferred into FY2020; supports the possibility of backlog-supported spending despite a contemporaneous traffic shock, not the exact modeled growth rate. ([smiths.com](https://www.smiths.com/media/u4wla1bw/smiths-group-plc-annual-results-2019-press-release.pdf))
8. ACI World - The High-Wire Balancing Act: Global Air Transport Demand in 2018 and 2019
   - Evidence informing the 2017 market-value input; displayed series and growth include calculations: Reports xx.xx airport passengers and xx.xx% growth in 2018; the growth observation informs the 2017 backcast bridge. ([blog.aci.aero](https://blog.aci.aero/airport-economics/the-high-wire-balancing-act-global-air-transport-demand-in-2018-and-2019/))
   - Evidence informing the 2018 market-value input; displayed series and growth include calculations: Provides the observed 2018 traffic-growth reference, not an equipment-market growth observation. ([blog.aci.aero](https://blog.aci.aero/airport-economics/the-high-wire-balancing-act-global-air-transport-demand-in-2018-and-2019/))
9. ICAO A42-WP/556 - State of the Industry and Outlook for Airport Traffic, Presented by ACI
   - Evidence informing the 2020 market-value input; displayed series and growth include calculations: Records the collapse from xx.xx airport passengers in 2019 to xx.xx in 2020; constrains the shock and funding-risk interpretation. ([icao.int](https://www.icao.int/sites/default/files/Meetings/a42/Documents/WP/wp_556_en.pdf))
   - Evidence informing the 2021 market-value input; displayed series and growth include calculations: Reports xx.xx airport passengers in 2021, supporting a prolonged funding and activity shock. ([icao.int](https://www.icao.int/sites/default/files/Meetings/a42/Documents/WP/wp_556_en.pdf))
   - Evidence informing the 2023 market-value input; displayed series and growth include calculations: Reports xx.xx airport passengers in 2023; traffic recovery is distinguished from equipment purchasing. ([icao.int](https://www.icao.int/sites/default/files/Meetings/a42/Documents/WP/wp_556_en.pdf))
   - Evidence informing the 2024 market-value input; displayed series and growth include calculations: Reports xx.xx airport passengers in 2024, providing a demand recovery cross-check. ([icao.int](https://www.icao.int/sites/default/files/Meetings/a42/Documents/WP/wp_556_en.pdf))

10. Port of Seattle - Baggage Handling System Optimization
    - Evidence informing the 2029 market-value input; displayed series and growth include calculations: Seattle plans to consolidate six baggage-screening systems, increase supported passenger capacity, and reduce screening-machine demand. Supports integration spending without one-for-one detector growth. ([portseattle.org](https://www.portseattle.org/projects/baggage-handling-system-optimization))
    - Evidence informing the 2032 market-value input; displayed series and growth include calculations: The consolidation example constrains equipment-volume assumptions; its whole baggage-handling project value is excluded from market sizing. ([portseattle.org](https://www.portseattle.org/projects/baggage-handling-system-optimization))
    - Evidence informing the 2040 market-value input; displayed series and growth include calculations: Provides a commercial counterexample to extrapolating passenger growth directly into machine counts throughout the long-range forecast. ([portseattle.org](https://www.portseattle.org/projects/baggage-handling-system-optimization))
    - Evidence informing forecast-year allocation inputs; displayed values and growth are calculated: Consolidation of six systems with reduced machine demand qualifies a traffic-to-detector-volume forecast. ([portseattle.org](https://www.portseattle.org/projects/baggage-handling-system-optimization))
    - Evidence informing forecast-year allocation inputs; displayed values and growth are calculated: The consolidation project supports integration-driven conveyor demand, but its whole-project value is excluded. ([portseattle.org](https://www.portseattle.org/projects/baggage-handling-system-optimization))
    - Evidence informing forecast-year allocation inputs; displayed values and growth are calculated: Brownfield consolidation supports the integration-demand premise, not the forecast's exact service growth factor. ([portseattle.org](https://www.portseattle.org/projects/baggage-handling-system-optimization))
    - Evidence informing forecast-year allocation inputs; displayed values and growth are calculated: The airport replaces six separate screening systems with centralized screening and expects reduced screening-machine demand while expanding capacity. This supplies a counterforce to volume-only checked-baggage forecasting.
    - Evidence informing base-year allocation inputs; displayed values and growth are calculated: Seattle is consolidating six screening systems, expects reduced screening-machine demand and schedules final-phase completion in 2029. Supports integration demand while constraining detector-volume growth; the whole-project budget is excluded.
    - Evidence informing forecast-year allocation inputs; displayed values and growth are calculated: Seattle is consolidating six screening systems, expects reduced screening-machine demand and schedules final-phase completion in 2029. Supports integration demand while constraining detector-volume growth; the whole-project budget is excluded.
    - Evidence informing forecast-year allocation inputs; displayed values and growth are calculated: Seattle's project combines increased screening capacity with consolidation from six screening systems and reduced screening-machine demand. This constrains the forecast assumption that capacity growth requires proportional equipment additions.
    - Evidence informing forecast-year allocation inputs; displayed values and growth are calculated: Replacement and capacity objectives coexist within the project. Its wider baggage-handling budget is not treated as screening-equipment revenue or assigned additively to multiple purposes.
11. Smiths Group PLC - Half Year Results for the Six Months Ended 31 January 2026
    - Evidence informing the 2026 market-value input; displayed series and growth include calculations: Reports xx.xx% organic growth for Smiths Detection in HY2026, with aviation checkpoint upgrades contributing. Supports a positive 2026 nowcast, not a directly observed global growth rate. ([www-live.smiths.com](https://www-live.smiths.com/media/villk35h/smiths-hy26-results-press-release.pdf))
12. Eurostat - Air passenger transport statistics, December 2025, Table 1: 2024 country traffic
    - Evidence informing base-year allocation inputs; displayed values and growth are calculated: Traffic primitive.
    - Evidence informing forecast-year allocation inputs; displayed values and growth are calculated: Traffic primitive.

13. ACI EUROPE - 2025 all about traffic resilience as Europe's airports welcomed an additional 100 million passengers

- Evidence informing base-year allocation inputs; displayed values and growth are calculated: Annual growth input to the 2025 bridge.
- Evidence informing forecast-year allocation inputs; displayed values and growth are calculated: Annual growth input to the 2025 bridge.

14. CATSA 2025 Annual Report - Notes to the Financial Statements

- Evidence informing base-year allocation inputs; displayed values and growth are calculated: FY2024/xx.xx accounts disclose C$xx.xx maintenance/spares and C$xx.xx training/certification, supporting the service-budget calibration but not global baggage-only shares. ([catsa-acsta.gc.ca](https://www.catsa-acsta.gc.ca/en/publications/2025-annual-report/notes-financial-statements))
- Evidence informing forecast-year allocation inputs; displayed values and growth are calculated: FY2024/xx.xx accounts disclose C$xx.xx maintenance/spares and C$xx.xx training/certification, supporting the service-budget calibration but not global baggage-only shares. ([catsa-acsta.gc.ca](https://www.catsa-acsta.gc.ca/en/publications/2025-annual-report/notes-financial-statements))
- Evidence informing base-year allocation inputs; displayed values and growth are calculated: Maintenance and spare parts are combined in the accounts; the labor-versus-goods split therefore remains modeled. ([catsa-acsta.gc.ca](https://www.catsa-acsta.gc.ca/en/publications/2025-annual-report/notes-financial-statements))
- Evidence informing forecast-year allocation inputs; displayed values and growth are calculated: Maintenance and spare parts are combined in the accounts; the labor-versus-goods split therefore remains modeled. ([catsa-acsta.gc.ca](https://www.catsa-acsta.gc.ca/en/publications/2025-annual-report/notes-financial-statements))
- Evidence informing base-year allocation inputs; displayed values and growth are calculated: The C$xx.xx training/certification expense supplies the numerator of the adjusted training-to-capital proxy. ([catsa-acsta.gc.ca](https://www.catsa-acsta.gc.ca/en/publications/2025-annual-report/notes-financial-statements))
- Evidence informing forecast-year allocation inputs; displayed values and growth are calculated: The C$xx.xx training/certification expense supplies the numerator of the adjusted training-to-capital proxy. ([catsa-acsta.gc.ca](https://www.catsa-acsta.gc.ca/en/publications/2025-annual-report/notes-financial-statements))
- Evidence informing base-year allocation inputs; displayed values and growth are calculated: C$xx.xx trace/consumables is distinct from maintenance/spares and supplies the contrary consumables-intensity comparator, not a global observation. ([catsa-acsta.gc.ca](https://www.catsa-acsta.gc.ca/en/publications/2025-annual-report/notes-financial-statements))
- Evidence informing forecast-year allocation inputs; displayed values and growth are calculated: C$xx.xx trace/consumables is distinct from maintenance/spares and supplies the contrary consumables-intensity comparator, not a global observation. ([catsa-acsta.gc.ca](https://www.catsa-acsta.gc.ca/en/publications/2025-annual-report/notes-financial-statements))
- Evidence informing base-year allocation inputs; displayed values and growth are calculated: Separately reports C$xx.xx maintenance/spares, C$xx.xx trace/consumables and C$xx.xx training/certification, constraining attributable agency lifecycle expenditure.
- Evidence informing base-year allocation inputs; displayed values and growth are calculated: Separates screening-contractor payments from equipment support, preventing staffing expenditure from becoming equipment-market purchasing.
- Evidence informing forecast-year allocation inputs; displayed values and growth are calculated: Separately reports C$xx.xx maintenance/spares, C$xx.xx trace/consumables and C$xx.xx training/certification, constraining attributable agency lifecycle expenditure.
- Evidence informing forecast-year allocation inputs; displayed values and growth are calculated: Separates screening-contractor payments from equipment support, preventing staffing expenditure from becoming equipment-market purchasing.
- Evidence informing base-year allocation inputs; displayed values and growth are calculated: Audited expense disclosure reports C$xx.xx for maintenance and spare parts in the year ended March xx.xx 2025. It constrains support-spending materiality, not the amount attributable to an independent provider. ([catsa-acsta.gc.ca](https://www.catsa-acsta.gc.ca/en/publications/2025-annual-report/notes-financial-statements))

15. CATSA 2025 Annual Report - Management's Discussion and Analysis
    - Evidence informing base-year allocation inputs; displayed values and growth are calculated: EDS capital expenditure of C$xx.xx includes equipment and installation/integration and supplies the training-calibration denominator, subject to baggage attribution. ([catsa-acsta.gc.ca](https://www.catsa-acsta.gc.ca/en/publications/2025-annual-report/management-discussion-and-analysis))
    - Evidence informing forecast-year allocation inputs; displayed values and growth are calculated: EDS capital expenditure of C$xx.xx includes equipment and installation/integration and supplies the training-calibration denominator, subject to baggage attribution. ([catsa-acsta.gc.ca](https://www.catsa-acsta.gc.ca/en/publications/2025-annual-report/management-discussion-and-analysis))
    - Evidence informing base-year allocation inputs; displayed values and growth are calculated: The capital definition includes associated installation and integration, supporting the distinction between deployment services and equipment value. ([catsa-acsta.gc.ca](https://www.catsa-acsta.gc.ca/en/publications/2025-annual-report/management-discussion-and-analysis))
    - Evidence informing forecast-year allocation inputs; displayed values and growth are calculated: The capital definition includes associated installation and integration, supporting the distinction between deployment services and equipment value. ([catsa-acsta.gc.ca](https://www.catsa-acsta.gc.ca/en/publications/2025-annual-report/management-discussion-and-analysis))
    - Evidence informing forecast-year allocation inputs; displayed values and growth are calculated: Actual spending, original budget and reprofile amounts constrain the forecast's purchasing-execution interpretation; they are not a global growth rate. ([catsa-acsta.gc.ca](https://www.catsa-acsta.gc.ca/en/publications/2025-annual-report/management-discussion-and-analysis))
    - Evidence informing base-year allocation inputs; displayed values and growth are calculated: FY2024/xx.xx pre-board capital appropriations used were C$xx.xx. This supplies the Canadian purchasing comparison and a component of the non-passenger-to-cabin activity proxy, not a global share.
    - Evidence informing forecast-year allocation inputs; displayed values and growth are calculated: FY2024/xx.xx pre-board capital appropriations used were C$xx.xx. This supplies the Canadian purchasing comparison and a component of the non-passenger-to-cabin activity proxy, not a global share.
    - Evidence informing base-year allocation inputs; displayed values and growth are calculated: FY2024/xx.xx hold-baggage capital appropriations used were C$xx.xx; this constrains the independent application-capital comparison.
    - Evidence informing base-year allocation inputs; displayed values and growth are calculated: FY2024/xx.xx non-passenger capital appropriations used were C$xx.xx, below the original C$xx.xx budget. Actual purchasing informs the proxy and qualifies automatic announcement-to-revenue conversion.
    - Evidence informing forecast-year allocation inputs; displayed values and growth are calculated: FY2024/xx.xx non-passenger capital appropriations used were C$xx.xx, below the original C$xx.xx budget. Actual purchasing informs the proxy and qualifies automatic announcement-to-revenue conversion.
    - Evidence informing base-year allocation inputs; displayed values and growth are calculated: Reports C$xx.xx EDS capital expenditure for FY2024/xx.xx and identifies both baggage equipment and full-body scanners in the capital scope, requiring a baggage-attribution adjustment.
    - Evidence informing forecast-year allocation inputs; displayed values and growth are calculated: Reports C$xx.xx EDS capital expenditure for FY2024/xx.xx and identifies both baggage equipment and full-body scanners in the capital scope, requiring a baggage-attribution adjustment.
    - Evidence informing forecast-year allocation inputs; displayed values and growth are calculated: EDS outturn was C$xx.xx versus an original C$xx.xx plan and revised C$xx.xx budget. Reprofiling constrains assumed award conversion and deployment timing; it does not measure procurement-channel mix. ([catsa-acsta.gc.ca](https://www.catsa-acsta.gc.ca/en/publications/2025-annual-report/management-discussion-and-analysis))
    - Evidence informing base-year allocation inputs; displayed values and growth are calculated: The actual capital-project list identifies hold-baggage capacity expansion at Montréal-Trudeau, supporting the expansion classification, not its modeled global revenue weight.
    - Evidence informing forecast-year allocation inputs; displayed values and growth are calculated: The actual capital-project list identifies hold-baggage capacity expansion at Montréal-Trudeau, supporting the expansion classification, not its modeled global revenue weight.
    - Evidence informing base-year allocation inputs; displayed values and growth are calculated: The actual project list includes checkpoint CT deployment and hold-baggage oversize-equipment lifecycle management, supporting renewal activity without disclosing its purpose-specific spending.
    - Evidence informing forecast-year allocation inputs; displayed values and growth are calculated: The actual project list includes checkpoint CT deployment and hold-baggage oversize-equipment lifecycle management,

16. Aviation security screening approved equipment list
    - Evidence informing base-year allocation inputs; displayed values and growth are calculated: Baggage EDS/EDSCB and conventional X-ray classes support the inspection-system boundary, not sales weights. ([gov.uk](https://www.gov.uk/government/collections/aviation-security-screening-approved-equipment-list))
    - Evidence informing forecast-year allocation inputs; displayed values and growth are calculated: Baggage EDS/EDSCB and conventional X-ray classes support the inspection-system boundary, not sales weights. ([gov.uk](https://www.gov.uk/government/collections/aviation-security-screening-approved-equipment-list))
    - Evidence informing base-year allocation inputs; displayed values and growth are calculated: Liquid detectors are a distinct cabin-baggage category; the complete bulk-material extension remains modeled within the captured boundary. ([gov.uk](https://www.gov.uk/government/collections/aviation-security-screening-approved-equipment-list))
    - Evidence informing forecast-year allocation inputs; displayed values and growth are calculated: Liquid detectors are a distinct cabin-baggage category; the complete bulk-material extension remains modeled within the captured boundary. ([gov.uk](https://www.gov.uk/government/collections/aviation-security-screening-approved-equipment-list))
    - Evidence informing base-year allocation inputs; displayed values and growth are calculated: ETD serves baggage and other applications, requiring explicit baggage attribution rather than allocating all detector sales here. ([gov.uk](https://www.gov.uk/government/collections/aviation-security-screening-approved-equipment-list))
    - Evidence informing forecast-year allocation inputs; displayed values and growth are calculated: ETD serves baggage and other applications, requiring explicit baggage attribution rather than allocating all detector sales here. ([gov.uk](https://www.gov.uk/government/collections/aviation-security-screening-approved-equipment-list))
    - Evidence informing base-year allocation inputs; displayed values and growth are calculated: Dedicated ETD consumables are separately recognized, supporting goods classification without establishing spending or unrestricted interchangeability. ([gov.uk](https://www.gov.uk/government/collections/aviation-security-screening-approved-equipment-list))
    - Evidence informing forecast-year allocation inputs; displayed values and growth are calculated: Dedicated ETD consumables are separately recognized, supporting goods classification without establishing spending or unrestricted interchangeability. ([gov.uk](https://www.gov.uk/government/collections/aviation-security-screening-approved-equipment-list))
17. Quantifying the Impacts of Delayed Maintenance of Airport Assets: A Guide - Chapter 6, Baggage Handling Systems
    - Evidence informing base-year allocation inputs; displayed values and growth are calculated: The baggage-handling cost study uses a modeled xx.xx% labor share, adopted only as an adjacent support-cost proxy. ([nationalacademies.org](https://www.nationalacademies.org/read/xx.xx/chapter/xx.xx))
    - Evidence informing forecast-year allocation inputs; displayed values and growth are calculated: The baggage-handling cost study uses a modeled xx.xx% labor share, adopted only as an adjacent support-cost proxy. ([nationalacademies.org](https://www.nationalacademies.org/read/xx.xx/chapter/xx.xx))
    - Evidence informing base-year allocation inputs; displayed values and growth are calculated: Its corresponding modeled xx.xx% parts share calibrates the labor/goods separation; it is not an observed screening-equipment ratio. ([nationalacademies.org](https://www.nationalacademies.org/read/xx.xx/chapter/xx.xx))
    - Evidence informing forecast-year allocation inputs; displayed values and growth are calculated: Its corresponding modeled xx.xx% parts share calibrates the labor/goods separation; it is not an observed screening-equipment ratio. ([nationalacademies.org](https://www.nationalacademies.org/read/xx.xx/chapter/xx.xx))

18. Procurement of Next Generation Security Checkpoint Equipment - Contract Award Notice

- Evidence informing base-year allocation inputs; displayed values and growth are calculated: The seven-system award includes automated tray return, demonstrating bundled purchasing but no separately priced hardware allocation. ([sell2wales.gov.wales](https://www.sell2wales.gov.wales/search/show/search_view.aspx?ID=NOV417275))
- Evidence informing forecast-year allocation inputs; displayed values and growth are calculated: The seven-system award includes automated tray return, demonstrating bundled purchasing but no separately priced hardware allocation. ([sell2wales.gov.wales](https://www.sell2wales.gov.wales/search/show/search_view.aspx?ID=NOV417275))
- Evidence informing base-year allocation inputs; displayed values and growth are calculated: The integrated CT/tray-return scope constrains the automation interface boundary; it does not value general airport conveyors. ([sell2wales.gov.wales](https://www.sell2wales.gov.wales/search/show/search_view.aspx?ID=NOV417275))
- Evidence informing forecast-year allocation inputs; displayed values and growth are calculated: The integrated CT/tray-return scope constrains the automation interface boundary; it does not value general airport conveyors. ([sell2wales.gov.wales](https://www.sell2wales.gov.wales/search/show/search_view.aspx?ID=NOV417275))
- Evidence informing base-year allocation inputs; displayed values and growth are calculated: Central image processing is an explicit purchased function, without a separately disclosed license price. ([sell2wales.gov.wales](https://www.sell2wales.gov.wales/search/show/search_view.aspx?ID=NOV417275))
- Evidence informing forecast-year allocation inputs; displayed values and growth are calculated: Central image processing is an explicit purchased function, without a separately disclosed license price. ([sell2wales.gov.wales](https://www.sell2wales.gov.wales/search/show/search_view.aspx?ID=NOV417275))
- Evidence informing base-year allocation inputs; displayed values and growth are calculated: Supply, installation and commissioning are included deliverables, supporting deployment-service attribution without establishing its percentage. ([sell2wales.gov.wales](https://www.sell2wales.gov.wales/search/show/search_view.aspx?ID=NOV417275))
- Evidence informing forecast-year allocation inputs; displayed values and growth are calculated: Supply, installation and commissioning are included deliverables, supporting deployment-service attribution without establishing its percentage. ([sell2wales.gov.wales](https://www.sell2wales.gov.wales/search/show/search_view.aspx?ID=NOV417275))
- Evidence informing base-year allocation inputs; displayed values and growth are calculated: The October xx.xx 2022 award covers seven systems combining cabin CT, tray return, image processing and deployment responsibilities. It supports integrated purchased scope, not completed delivery or a global sales weight.
- Evidence informing forecast-year allocation inputs; displayed values and growth are calculated: The October xx.xx 2022 award covers seven systems combining cabin CT, tray return, image processing and deployment responsibilities. It supports integrated purchased scope, not completed delivery or a global sales weight.
- Evidence informing base-year allocation inputs; displayed values and growth are calculated: The integrated Newcastle procurement reports a GBP xx.xx-xx.xx offer range but no physical review-room location; its value cannot be assigned automatically to local review. ([sell2wales.gov.wales](https://www.sell2wales.gov.wales/search/show/search_view.aspx?ID=NOV417275))
- Evidence informing forecast-year allocation inputs; displayed values and growth are calculated: The integrated Newcastle procurement reports a GBP xx.xx-xx.xx offer range but no physical review-room location; its value cannot be assigned automatically to local review. ([sell2wales.gov.wales](https://www.sell2wales.gov.wales/search/show/search_view.aspx?ID=NOV417275))
- Evidence informing base-year allocation inputs; displayed values and growth are calculated: Central image processing is included, but a separate on-site room is not specified; constrains classification rather than supplying a remote-review sales weight. ([sell2wales.gov.wales](https://www.sell2wales.gov.wales/search/show/search_view.aspx?ID=NOV417275))
- Evidence informing forecast-year allocation inputs; displayed values and growth are calculated: Central image processing is included, but a separate on-site room is not specified; constrains classification rather than supplying a remote-review sales weight. ([sell2wales.gov.wales](https://www.sell2wales.gov.wales/search/show/search_view.aspx?ID=NOV417275))
- Evidence informing base-year allocation inputs; displayed values and growth are calculated: The bundled award does not identify a mixed-location package or its attributable price, preventing automatic hybrid classification. ([sell2wales.gov.wales](https://www.sell2wales.gov.wales/search/show/search_view.aspx?ID=NOV417275))
- Evidence informing forecast-year allocation inputs; displayed values and growth are calculated: The bundled award does not identify a mixed-location package or its attributable price, preventing automatic hybrid classification.

19. AI for Monitoring Aviation Security: Fraport and German Federal Police Start Regular Operation of APIDS
    - Evidence informing forecast-year allocation inputs; displayed values and growth are calculated: January xx.xx 2026 APIDS deployment demonstrates additional software adoption, without establishing separate revenue. ([fraport.com](https://www.fraport.com/en/newsroom/press-releases/2026/q1/ai-for-monitoring-aviation-security.html))
    - Evidence informing forecast-year allocation inputs; displayed values and growth are calculated: Deployment on more than xx.xx CT scanners is the independent quantitative rollout test; it does not validate the modeled license-growth factor. ([fraport.com](https://www.fraport.com/en/newsroom/press-releases/2026/q1/ai-for-monitoring-aviation-security.html))
    - Evidence informing forecast-year allocation inputs; displayed values and growth are calculated: On January xx.xx 2026, Fraport announced regular APIDS software operation on more than xx.xx existing Smiths CT scanners. This independently supports retained-system enhancement at one buyer, not global penetration or realized license revenue.
20. Smiths Detection - Digital Innovation
    - Evidence informing base-year allocation inputs; displayed values and growth are calculated: The supplier identifies detection applications as a commercial function; separate fee allocation remains assumed. ([smithsdetection.com](https://www.smithsdetection.com/digital-innovation/))
    - Evidence informing forecast-year allocation inputs; displayed values and growth are calculated: The supplier identifies detection applications as a commercial function; separate fee allocation remains assumed. ([smithsdetection.com](https://www.smithsdetection.com/digital-innovation/))
    - Evidence informing base-year allocation inputs; displayed values and growth are calculated: Centralized screening supports the image-review function, not an observed software revenue weight. ([smithsdetection.com](https://www.smithsdetection.com/digital-innovation/))
    - Evidence informing forecast-year allocation inputs; displayed values and growth are calculated: Centralized screening supports the image-review function, not an observed software revenue weight. ([smithsdetection.com](https://www.smithsdetection.com/digital-innovation/))
    - Evidence informing base-year allocation inputs; displayed values and growth are calculated: Connectivity, multi-vendor integration and equipment-health applications establish the fleet-management function without proving customer-specific rights or prices. ([smithsdetection.com](https://www.smithsdetection.com/digital-innovation/))
    - Evidence informing forecast-year allocation inputs; displayed values and growth are calculated: Connectivity, multi-vendor integration and equipment-health applications establish the fleet-management function without proving customer-specific rights or prices. ([smithsdetection.com](https://www.smithsdetection.com/digital-innovation/))
    - Evidence informing base-year allocation inputs; displayed values and growth are calculated: ELECTORA is offered for integrating multi-vendor devices, datasets and applications; establishes the vendor-platform category but discloses no category revenue or customer-specific substitution entitlement. ([smithsdetection.com](https://www.smithsdetection.com/digital-innovation/))
    - Evidence informing forecast-year allocation inputs; displayed values and growth are calculated: ELECTORA is offered for integrating multi-vendor devices, datasets and applications; establishes the vendor-platform category but discloses no category revenue or customer-specific substitution entitlement. ([smithsdetection.com](https://www.smithsdetection.com/digital-innovation/))
21. UK Civil Aviation Authority - Threat Image Projection (TIP)
    - Evidence informing base-year allocation inputs; displayed values and growth are calculated: TIP library approval and renewal obligations support continuing software commitments, not the modeled global fee or share. ([caa.co.uk](https://www.caa.co.uk/commercial-industry/security/training-and-human-factors/threat-image-projection/))
    - Evidence informing forecast-year allocation inputs; displayed values and growth are calculated: TIP library approval and renewal obligations support continuing software commitments, not the modeled global fee or share. ([caa.co.uk](https://www.caa.co.uk/commercial-industry/security/training-and-human-factors/threat-image-projection/))

22. Smiths Detection - Service

- Evidence informing base-year allocation inputs; displayed values and growth are calculated: Inclusive capital-equipment support covers labor and parts, requiring a single-count economic allocation across services and goods. ([smithsdetection.com](https://www.smithsdetection.com/service/))
- Evidence informing forecast-year allocation inputs; displayed values and growth are calculated: Inclusive capital-equipment support covers labor and parts, requiring a single-count economic allocation across services and goods. ([smithsdetection.com](https://www.smithsdetection.com/service/))
- Evidence informing base-year allocation inputs; displayed values and growth are calculated: Equipment-specific training and certification are commercial offerings distinct from routine screening staffing. ([smithsdetection.com](https://www.smithsdetection.com/service/))
- Evidence informing forecast-year allocation inputs; displayed values and growth are calculated: Equipment-specific training and certification are commercial offerings distinct from routine screening staffing. ([smithsdetection.com](https://www.smithsdetection.com/service/))
- Evidence informing base-year allocation inputs; displayed values and growth are calculated: The parts-support offering and inclusive contracts corroborate the goods boundary, but not the assumed xx.xx% allocation. ([smithsdetection.com](https://www.smithsdetection.com/service/))
- Evidence informing forecast-year allocation inputs; displayed values and growth are calculated: The parts-support offering and inclusive contracts corroborate the goods boundary, but not the assumed xx.xx% allocation. ([smithsdetection.com](https://www.smithsdetection.com/service/))
- Evidence informing base-year allocation inputs; displayed values and growth are calculated: Describes inclusive labor-and-parts contracts and manufacturer support, supporting nonduplicative lifecycle attribution to projection equipment, not a verified xx.xx% fee. ([smithsdetection.com](https://www.smithsdetection.com/service/))
- Evidence informing forecast-year allocation inputs; displayed values and growth are calculated: Describes inclusive labor-and-parts contracts and manufacturer support, supporting nonduplicative lifecycle attribution to projection equipment, not a verified xx.xx% fee. ([smithsdetection.com](https://www.smithsdetection.com/service/))
- Evidence informing base-year allocation inputs; displayed values and growth are calculated: Supports the existence of manufacturer lifecycle offerings; broad service-footprint counts are not used as CT revenue weights.
- Evidence informing forecast-year allocation inputs; displayed values and growth are calculated: Supports the existence of manufacturer lifecycle offerings; broad service-footprint counts are not used as CT revenue weights.
- Evidence informing base-year allocation inputs; displayed values and growth are calculated: Supports commercial maintenance, refurbishment and parts offerings for portable equipment without establishing baggage-specific service receipts.
- Evidence informing forecast-year allocation inputs; displayed values and growth are calculated: Supports commercial maintenance, refurbishment and parts offerings for portable equipment without establishing baggage-specific service receipts.
- Evidence informing base-year allocation inputs; displayed values and growth are calculated: The manufacturer markets direct on-site support and inclusive capital-equipment labor-and-parts contracts. This supports a continuing manufacturer-service alternative, without measuring a pricing premium. ([smithsdetection.com](https://www.smithsdetection.com/service/))
- Evidence informing forecast-year allocation inputs; displayed values and growth are calculated: The manufacturer markets direct on-site support and inclusive capital-equipment labor-and-parts contracts. This supports a continuing manufacturer-service alternative, without measuring a pricing premium. ([smithsdetection.com](https://www.smithsdetection.com/service/))
- Evidence informing base-year allocation inputs; displayed values and growth are calculated: Manufacturer-provided bundled support is a commercial alternative to separate technical-service procurement, limiting assumptions of unrestricted third-party substitution. ([smithsdetection.com](https://www.smithsdetection.com/service/))
- Evidence informing forecast-year allocation inputs; displayed values and growth are calculated: Manufacturer-provided bundled support is a commercial alternative to separate technical-service procurement, limiting assumptions of unrestricted third-party substitution. ([smithsdetection.com](https://www.smithsdetection.com/service/))

23. Hold baggage screening upgrade, Dublin and Cork Airports, Ireland

- Evidence informing base-year allocation inputs; displayed values and growth are calculated: Separate professional-service appointments cover project controls, design oversight and interface management; the broader construction budget is not used as screening-service revenue. ([neccontract.com](https://www.neccontract.com/projects/hold-baggage-screening-upgrade-dublin-and-cork-airports-ireland))
- Evidence informing forecast-year allocation inputs; displayed values and growth are calculated: Separate professional-service appointments cover project controls, design oversight and interface management; the broader construction budget is not used as screening-service revenue. ([neccontract.com](https://www.neccontract.com/projects/hold-baggage-screening-upgrade-dublin-and-cork-airports-ireland))
- Evidence informing base-year allocation inputs; displayed values and growth are calculated: Describes three upgraded hold-baggage systems delivered through separate construction, baggage-integration and advisory appointments, completed in March 2023. Supports integrated-system attribution without assuming a universal single-prime model.
- Evidence informing forecast-year allocation inputs; displayed values and growth are calculated: Describes three upgraded hold-baggage systems delivered through separate construction, baggage-integration and advisory appointments, completed in March 2023. Supports integrated-system attribution without assuming a universal single-prime model.

24. Corporate Plan 2025-26 to 2029-30 Summary - Financial Overview
    - Evidence informing base-year allocation inputs; displayed values and growth are calculated: CATSA distinguishes major-checkpoint CT replacement from single-view-to-multiview replacement elsewhere, supporting application-specific projection demand and forecast assumptions. It also discloses capital funding subject to reprofile approval. ([catsa-acsta.gc.ca](https://www.catsa-acsta.gc.ca/en/publications/corporate-plan-2025-xx.xx-2029-xx.xx/financial-overview))
    - Evidence informing forecast-year allocation inputs; displayed values and growth are calculated: CATSA distinguishes major-checkpoint CT replacement from single-view-to-multiview replacement elsewhere, supporting application-specific projection demand and forecast assumptions. It also discloses capital funding subject to reprofile approval. ([catsa-acsta.gc.ca](https://www.catsa-acsta.gc.ca/en/publications/corporate-plan-2025-xx.xx-2029-xx.xx/financial-overview))
    - Evidence informing base-year allocation inputs; displayed values and growth are calculated: Identifies single-view equipment as a replacement population, supporting the modeled displacement mechanism rather than an observed global share.
    - Evidence informing forecast-year allocation inputs; displayed values and growth are calculated: Identifies single-view equipment as a replacement population, supporting the modeled displacement mechanism rather than an observed global share.
    - Evidence informing base-year allocation inputs; displayed values and growth are calculated: Multiview remains a planned purchasing destination at non-passenger checkpoints and Class xx.xx airports, qualifying universal CT substitution.
    - Evidence informing forecast-year allocation inputs; displayed values and growth are calculated: Multiview remains a planned purchasing destination at non-passenger checkpoints and Class xx.xx airports, qualifying universal CT substitution.
    - Evidence informing base-year allocation inputs; displayed values and growth are calculated: CT replacement is a stated major-checkpoint investment priority, subject to funding and delivery risks; this supports direction, not the modeled global share.
    - Evidence informing forecast-year allocation inputs; displayed values and growth are calculated: CT replacement is a stated major-checkpoint investment priority, subject to funding and delivery risks; this supports direction, not the modeled global share.
    - Evidence informing base-year allocation inputs; displayed values and growth are calculated: The plan includes additional screening equipment and expansion of existing hold-baggage screening capacity. Its FY2025/xx.xx capital budget is C$xx.xx across mixed activities; plans are not recognized supplier revenue.
    - Evidence informing forecast-year allocation inputs; displayed values and growth are calculated: The plan includes additional screening equipment and expansion of existing hold-baggage screening capacity. Its FY2025/xx.xx capital budget is C$xx.xx across mixed activities; plans are not recognized supplier revenue.
    - Evidence informing base-year allocation inputs; displayed values and growth are calculated: The plan distinguishes replacement of checkpoint X-ray equipment with CT and asset lifecycle renewal from additional capacity. Funding, partner timing and reprofiling qualify forecast realization.
    - Evidence informing forecast-year allocation inputs; displayed values and growth are calculated: The plan distinguishes replacement of checkpoint X-ray equipment with CT and asset lifecycle renewal from additional capacity. Funding, partner timing and reprofiling qualify forecast realization.
25. ECAC CEP Public Equipment List - Explosive Detection Systems, Update 18 April 2025
    - Evidence informing base-year allocation inputs; displayed values and growth are calculated: The April xx.xx 2025 list retains XRD xx.xx supporting the legacy commercial-category premise but not the assumed installed cohort or sales volume. ([ecac-ceac.org](https://www.ecac-ceac.org/images/activities/security/ECAC-CEP-EDS-equipment_public_list_update_20250418.pdf))
    - Evidence informing forecast-year allocation inputs; displayed values and growth are calculated: The April xx.xx 2025 list retains XRD xx.xx supporting the legacy commercial-category premise but not the assumed installed cohort or sales volume. ([ecac-ceac.org](https://www.ecac-ceac.org/images/activities/security/ECAC-CEP-EDS-equipment_public_list_update_20250418.pdf))

26. Partners - HALO X-ray Technologies Ltd

· Evidence informing base-year allocation inputs; displayed values and growth are calculated: Named airport pilots and approximately USD xx.xx and USD xx.xx development programs establish commercialization activity and program scale, not realized annual XRD equipment revenue. ([haloxray.com](https://www.haloxray.com/partners))

· Evidence informing forecast-year allocation inputs; displayed values and growth are calculated: Named airport pilots and approximately USD xx.xx and USD xx.xx development programs establish commercialization activity and program scale, not realized annual XRD equipment revenue. ([haloxray.com](https://www.haloxray.com/partners))

27. Explosives Trace Detectors (ETDs): Market Survey Report, November 2021

· Evidence informing base-year allocation inputs; displayed values and growth are calculated: Historical IONSCAN xx.xx list-price configurations around USD xx.xx-xx.xx constrain the IMS price class; they do not establish 2025 purchasing volumes or realizations. ([dhs.gov](https://dhs.gov/sites/default/files/2021-xx.xx/SAVER_Explosives%20Trace%20Detectors%20MSR_08Nov2021_Final-xx.xx.pdf))

· Evidence informing forecast-year allocation inputs; displayed values and growth are calculated: Historical IONSCAN xx.xx list-price configurations around USD xx.xx-xx.xx constrain the IMS price class; they do not establish 2025 purchasing volumes or realizations. ([dhs.gov](https://dhs.gov/sites/default/files/2021-xx.xx/SAVER_Explosives%20Trace%20Detectors%20MSR_08Nov2021_Final-xx.xx.pdf))

· Evidence informing base-year allocation inputs; displayed values and growth are calculated: The Fido X4 historical USD xx.xx list-price benchmark supports the explicit nominal-price bridge; baggage attribution and unit mix remain modeled.

· Evidence informing forecast-year allocation inputs; displayed values and growth are calculated: The Fido X4 historical USD xx.xx list-price benchmark supports the explicit nominal-price bridge; baggage attribution and unit mix remain modeled.

28. Astrotech Corporation - Form 10-K for the Fiscal Year Ended June 30, 2025

· Evidence informing base-year allocation inputs; displayed values and growth are calculated: Discloses FY2025 product and service revenue, xx.xx deployment locations, and a six-unit USD xx.xx order. These provide a price comparator and supplier-scale check, not baggage-only revenue. ([sec.gov](https://www.sec.gov/Archives/edgar/data/xx.xx/xx.xx/astc20250630_10k.htm))

· Evidence informing forecast-year allocation inputs; displayed values and growth are calculated: Discloses FY2025 product and service revenue, xx.xx deployment locations, and a six-unit USD xx.xx order. These provide a price comparator and supplier-scale check, not baggage-only revenue. ([sec.gov](https://www.sec.gov/Archives/edgar/data/xx.xx/xx.xx/astc20250630_10k.htm))

29. Astrotech Corporation - Form 10-K for the Fiscal Year Ended June 30, 2026

· Evidence informing base-year allocation inputs; displayed values and growth are calculated: Reports eight TRACER units sold in FY2025 versus three in FY2026, identifies grant-related revenue within FY2025 product revenue, and describes a potential subsidiary sale. These constrain MS attribution and forecast optimism. ([sec.gov](https://www.sec.gov/Archives/edgar/data/xx.xx/xx.xx/astc20260630_10k.htm))

· Evidence informing forecast-year allocation inputs; displayed values and growth are calculated: Reports eight TRACER units sold in FY2025 versus three in FY2026, identifies grant-related revenue within FY2025 product revenue, and describes a potential subsidiary sale. These constrain MS attribution and forecast optimism. ([sec.gov](https://www.sec.gov/Archives/edgar/data/xx.xx/xx.xx/astc20260630_10k.htm))

30. Liquid Explosive Detector, Bottle Liquid Scanner, Insight - Agilent

· Evidence informing base-year allocation inputs; displayed values and growth are calculated: Identifies Raman-based airport resolution products and dated September 2025 launch and May 2026 contract announcements. Supports category continuity and adoption premises, not global unit or revenue shares. ([agilent.com](https://www.agilent.com/en/product/molecular-spectroscopy/raman-spectroscopy/raman-aviation-security-systems/insight-series-alarm-resolution-systems))

· Evidence informing forecast-year allocation inputs; displayed values and growth are calculated: Identifies Raman-based airport resolution products and dated September 2025 launch and May 2026 contract announcements. Supports category continuity and adoption premises, not global unit or revenue shares. ([agilent.com](https://www.agilent.com/en/product/molecular-spectroscopy/raman-spectroscopy/raman-aviation-security-systems/insight-series-alarm-resolution-systems))

31. Bottle Liquid Scanner for Sale from China - Securina

· Evidence informing base-year allocation inputs; displayed values and growth are calculated: Positions microwave-based liquid-screening products for airports and customs. Supports commercial classification only; prices, authorization and purchasing weights remain assumptions. ([securinadetection.com](https://www.securinadetection.com/Bottle-Liquid-Scanner-Manufacturer-China.html))

· Evidence informing forecast-year allocation inputs; displayed values and growth are calculated: Positions microwave-based liquid-screening products for airports and customs. Supports commercial classification only; prices, authorization and purchasing weights remain assumptions. ([securinadetection.com](https://www.securinadetection.com/Bottle-Liquid-Scanner-Manufacturer-China.html))

32. Quick, Accurate Threat-Detection Scanner for Liquid, Aerosol, and Gels Eases and Secures Air Travel Worldwide

· Evidence informing base-year allocation inputs; displayed values and growth are calculated: Identifies LS10 as a complete commercial liquid scanner combining RF and ultrasonic capabilities, supporting nonduplicative complete-product attribution. ([battelle.org](https://www.battelle.org/insights/case-studies/case-study-details/quick-accurate-threat-detection-scanner-for-liquid-aerosol-and-gels-eases-and-secures-air-travel-worldwide))

· Evidence informing forecast-year allocation inputs; displayed values and growth are calculated: Identifies LS10 as a complete commercial liquid scanner combining RF and ultrasonic capabilities, supporting nonduplicative complete-product attribution. ([battelle.org](https://www.battelle.org/insights/case-studies/case-study-details/quick-accurate-threat-detection-scanner-for-liquid-aerosol-and-gels-eases-and-secures-air-travel-worldwide))

33. ECAC CEP Public Equipment List - Liquid Explosive Detection Systems, Update 10 July 2025

· Evidence informing base-year allocation inputs; displayed values and growth are calculated: The July xx.xx 2025 list includes One Resonance Sensors MobiLab BLS. This supports retained listed status for a named product, not active supply, paid installed stock or observed receipts. ([ecac-ceac.org](https://www.ecac-ceac.org/images/activities/security/ECAC-CEP-LEDS%20equipment%20public%20list-update%xx.xx-xx.xx-rev1.pdf))

· Evidence informing forecast-year allocation inputs; displayed values and growth are calculated: The July xx.xx 2025 list includes One Resonance Sensors MobiLab BLS. This supports retained listed status for a named product, not active supply, paid installed stock or observed receipts. ([ecac-ceac.org](https://www.ecac-ceac.org/images/activities/security/ECAC-CEP-LEDS%20equipment%20public%20list-update%xx.xx-xx.xx-rev1.pdf))

34. MobiLab BLS Bottled Liquid Scanner Endorsed By European Civil Aviation Conference

· Evidence informing base-year allocation inputs; displayed values and growth are calculated: The company's May xx.xx 2014 announcement identifies MobiLab BLS as an NMR-based airport liquid scanner and states that orders were being accepted. Establishes historical commercial offering, not 2025 deliveries. ([prnewswire.com](https://www.prnewswire.com/news-releases/mobilab-bls-bottled-liquid-scanner-endorsed-by-european-civil-aviation-conference-xx.xx.html))

· Evidence informing forecast-year allocation inputs; displayed values and growth are calculated: The company's May xx.xx 2014 announcement identifies MobiLab BLS as an NMR-based airport liquid scanner and states that orders were being accepted. Establishes historical commercial offering, not 2025 deliveries. ([prnewswire.com](https://www.prnewswire.com/news-releases/mobilab-bls-bottled-liquid-scanner-endorsed-by-european-civil-aviation-conference-xx.xx.html))

35. SafePointe BLS Powered by ORS - Bottled Liquid Explosives Detection Solution

· Evidence informing base-year allocation inputs; displayed values and growth are calculated: The branded supplier brochure documents an ORS-powered bottled-liquid product channel. Its availability does not establish current orders or support continuity; it supports only the legacy-channel modeling premise. ([uploads-ssl.webflow.com](https://uploads-ssl.webflow.com/608330bcae48962bf6d7ff37/6149f80be6c30d34b5e3debe_BLS-Flyer-Compressed.pdf))

· Evidence informing forecast-year allocation inputs; displayed values and growth are calculated: The branded supplier brochure documents an ORS-powered bottled-liquid product channel. Its availability does not establish current orders or support continuity; it supports only the legacy-channel modeling premise. ([uploads-ssl.webflow.com](https://uploads-ssl.webflow.com/608330bcae48962bf6d7ff37/6149f80be6c30d34b5e3debe_BLS-Flyer-Compressed.pdf))

36. Florida Division of Corporations - One Resonance Sensors, LLC, Entity Detail

· Evidence informing base-year allocation inputs; displayed values and growth are calculated: The official registry records One Resonance Sensors, LLC as inactive following administrative dissolution on September xx.xx 2019. This counterevidence constrains continuity assumptions but does not prove zero surviving product support. ([search.sunbiz.org](https://search.sunbiz.org/Inquiry/CorporationSearch/SearchResultDetail?aggregateId=flal-l11000122986-c57f60b3-690d-4c87-836a-9aeb045075e8&directionType=CurrentList&inquirytype=EntityName&listNameOrder=ONERESONANCESENSORS+L110001229860&searchNameOrder=ONERESONANCESENSORS+L110001229860&searchTerm=ONE+RED+AMPERSAND+LLC))

· Evidence informing forecast-year allocation inputs; displayed values and growth are calculated: The official registry records One Resonance Sensors, LLC as inactive following administrative dissolution on September xx.xx 2019. This counterevidence constrains continuity assumptions but does not prove zero surviving product support. ([search.sunbiz.org](https://search.sunbiz.org/Inquiry/CorporationSearch/SearchResultDetail?aggregateId=flal-l11000122986-c57f60b3-690d-4c87-836a-9aeb045075e8&directionType=CurrentList&inquirytype=EntityName&listNameOrder=ONERESONANCESENSORS+L110001229860&searchNameOrder=ONERESONANCESENSORS+L110001229860&searchTerm=ONE+RED+AMPERSAND+LLC))

37. Explosive Detection - Teledyne FLIR Defense

· Evidence informing base-year allocation inputs; displayed values and growth are calculated: Lists offered Fido X-series products and service support, supporting commercial offering continuity only, not airport-specific eligibility or sales weights. ([flir.com](https://www.flir.com/threat-detection/explosives/))

· Evidence informing forecast-year allocation inputs; displayed values and growth are calculated: Lists offered Fido X-series products and service support, supporting commercial offering continuity only, not airport-specific eligibility or sales weights. ([flir.com](https://www.flir.com/threat-detection/explosives/))

38. Scintrex Trace E3500 Explosive Trace Detection Unit - SecurityPro USA

· Evidence informing base-year allocation inputs; displayed values and growth are calculated: The distributor offers E3500 chemiluminescence equipment and identifies customs/border applications. Supports a commercial category lead, not measured airport purchasing or the assumed price. ([securityprousa.com](https://www.securityprousa.com/collections/explosive-detection/products/scintrex-trace-e3500-explosive-trace-detection-unit))

· Evidence informing forecast-year allocation inputs; displayed values and growth are calculated: The distributor offers E3500 chemiluminescence equipment and identifies customs/border applications. Supports a commercial category lead, not measured airport purchasing or the assumed price. ([securityprousa.com](https://www.securityprousa.com/collections/explosive-detection/products/scintrex-trace-e3500-explosive-trace-detection-unit))

39. Portable Explosive Detector - Trace Detector EVD-3000+

- Evidence informing base-year allocation inputs; displayed values and growth are calculated: The distributor offers EVD-xx.xx+ thermo-redox equipment. Supports offered-product classification, not airport authorization, purchasing volume or the modeled realization. ([securityprousa.com](https://www.securityprousa.com/products/scintrex-trace-evd-xx.xx-portable-trace-detection-unit))
- Evidence informing forecast-year allocation inputs; displayed values and growth are calculated: The distributor offers EVD-xx.xx+ thermo-redox equipment. Supports offered-product classification, not airport authorization, purchasing volume or the modeled realization. ([securityprousa.com](https://www.securityprousa.com/products/scintrex-trace-evd-xx.xx-portable-trace-detection-unit))

40. CATSA's Purchase Order Terms and Conditions

- Evidence informing base-year allocation inputs; displayed values and growth are calculated: Contract terms constrain maintenance, parts and consumables escalation, qualifying unrestricted aftermarket pricing assumptions in the projection lifecycle model. ([catsa-acsta.gc.ca](https://www.catsa-acsta.gc.ca/en/publications/catsa-s-purchase-order-terms-and-conditions))
- Evidence informing forecast-year allocation inputs; displayed values and growth are calculated: Contract terms constrain maintenance, parts and consumables escalation, qualifying unrestricted aftermarket pricing assumptions in the projection lifecycle model. ([catsa-acsta.gc.ca](https://www.catsa-acsta.gc.ca/en/publications/catsa-s-purchase-order-terms-and-conditions))
- Evidence informing base-year allocation inputs; displayed values and growth are calculated: Contractual price limits constrain the pricing premise, but do not verify CT-specific global support receipts.
- Evidence informing forecast-year allocation inputs; displayed values and growth are calculated: Contractual price limits constrain the pricing premise, but do not verify CT-specific global support receipts.
- Evidence informing base-year allocation inputs; displayed values and growth are calculated: Maintenance and consumable escalation limits qualify the trace-platform pricing assumption rather than establishing the modeled IMS share.
- Evidence informing forecast-year allocation inputs; displayed values and growth are calculated: Maintenance and consumable escalation limits qualify the trace-platform pricing assumption rather than establishing the modeled IMS share.
- Evidence informing base-year allocation inputs; displayed values and growth are calculated: The pre-existing-software clause grants broad license rights without transferring ownership; proprietary ownership alone therefore cannot establish the Closed revenue numerator. ([catsa-acsta.gc.ca](https://www.catsa-acsta.gc.ca/en/publications/catsa-s-purchase-order-terms-and-conditions))
- Evidence informing forecast-year allocation inputs; displayed values and growth are calculated: The pre-existing-software clause grants broad license rights without transferring ownership; proprietary ownership alone therefore cannot establish the Closed revenue numerator. ([catsa-acsta.gc.ca](https://www.catsa-acsta.gc.ca/en/publications/catsa-s-purchase-order-terms-and-conditions))
- Evidence informing base-year allocation inputs; displayed values and growth are calculated: Software modification rights are not themselves proof of standards-based interfaces or independent component substitution; supports conservative classification. ([catsa-acsta.gc.ca](https://www.catsa-acsta.gc.ca/en/publications/catsa-s-purchase-order-terms-and-conditions))
- Evidence informing forecast-year allocation inputs; displayed values and growth are calculated: Software modification rights are not themselves proof of standards-based interfaces or independent component substitution; supports conservative classification. ([catsa-acsta.gc.ca](https://www.catsa-acsta.gc.ca/en/publications/catsa-s-purchase-order-terms-and-conditions))

41. Liquids Scanner for Airport Security - UC Davis
    - Evidence informing base-year allocation inputs; displayed values and growth are calculated: The February xx.xx 2011 account establishes a development contract and licensing relationship. Its development allocation is excluded from 2025 receipts and does not establish a surviving commercial cohort. ([ucdavis.edu](https://www.ucdavis.edu/news/liquids-scanner-airport-security))
    - Evidence informing forecast-year allocation inputs; displayed values and growth are calculated: The February xx.xx 2011 account establishes a development contract and licensing relationship. Its development allocation is excluded from 2025 receipts and does not establish a surviving commercial cohort. ([ucdavis.edu](https://www.ucdavis.edu/news/liquids-scanner-airport-security))
42. Open Architecture for Airport Security Systems, Second Edition
    - Evidence informing base-year allocation inputs; displayed values and growth are calculated: Distinguishes proprietary integration from interoperable connections, supporting the category boundary rather than an observed revenue share. ([aci-europe.org](https://aci-europe.org/downloads/resources/Open%20Architecture%20for%20Airport%20Security%20Systems%202nd%20Edition.pdf))
    - Evidence informing forecast-year allocation inputs; displayed values and growth are calculated: Distinguishes proprietary integration from interoperable connections, supporting the category boundary rather than an observed revenue share. ([aci-europe.org](https://aci-europe.org/downloads/resources/Open%20Architecture%20for%20Airport%20Security%20Systems%202nd%20Edition.pdf))
    - Evidence informing base-year allocation inputs; displayed values and growth are calculated: Integration does not guarantee interoperability; this constrains attribution of vendor-mediated configurations. ([aci-europe.org](https://aci-europe.org/downloads/resources/Open%20Architecture%20for%20Airport%20Security%20Systems%202nd%20Edition.pdf))
    - Evidence informing forecast-year allocation inputs; displayed values and growth are calculated: Integration does not guarantee interoperability; this constrains attribution of vendor-mediated configurations. ([aci-europe.org](https://aci-europe.org/downloads/resources/Open%20Architecture%20for%20Airport%20Security%20Systems%202nd%20Edition.pdf))
    - Evidence informing base-year allocation inputs; displayed values and growth are calculated: Allows identified partial compliance and discusses accountable integration responsibilities; supports scoped open attribution, not whole-purchase reclassification. ([aci-europe.org](https://aci-europe.org/downloads/resources/Open%20Architecture%20for%20Airport%20Security%20Systems%202nd%20Edition.pdf))
    - Evidence informing forecast-year allocation inputs; displayed values and growth are calculated: Allows identified partial compliance and discusses accountable integration responsibilities; supports scoped open attribution, not whole-purchase reclassification. ([aci-europe.org](https://aci-europe.org/downloads/resources/Open%20Architecture%20for%20Airport%20Security%20Systems%202nd%20Edition.pdf))

43. CATSA 2025 Annual Report - Overview of Activities

- Evidence informing base-year allocation inputs; displayed values and growth are calculated: Reports xx.xx CATSA Plus lines across xx.xx airports serving more than xx.xx% of passengers in 2024/xx.xx; provides an independent integration-activity check, not a direct value allocation. ([catsa-acsta.gc.ca](https://www.catsa-acsta.gc.ca/en/publications/2025-annual-report/overview-activities))
- Evidence informing forecast-year allocation inputs; displayed values and growth are calculated: Reports xx.xx CATSA Plus lines across xx.xx airports serving more than xx.xx% of passengers in 2024/xx.xx; provides an independent integration-activity check, not a direct value allocation. ([catsa-acsta.gc.ca](https://www.catsa-acsta.gc.ca/en/publications/2025-annual-report/overview-activities))
- Evidence informing base-year allocation inputs; displayed values and growth are calculated: The reported modernized passenger coverage constrains an assumption of universally standalone activity, while leaving commercial architecture and revenue attribution unresolved. ([catsa-acsta.gc.ca](https://www.catsa-acsta.gc.ca/en/publications/2025-annual-report/overview-activities))
- Evidence informing forecast-year allocation inputs; displayed values and growth are calculated: The reported modernized passenger coverage constrains an assumption of universally standalone activity, while leaving commercial architecture and revenue attribution unresolved. ([catsa-acsta.gc.ca](https://www.catsa-acsta.gc.ca/en/publications/2025-annual-report/overview-activities))
- Evidence informing forecast-year allocation inputs; displayed values and growth are calculated: The annual report identifies enhanced non-passenger requirements and implementation planned from spring 2025. This supports a conditional modernization premise, not the modeled global uptake factor.
- Evidence informing base-year allocation inputs; displayed values and growth are calculated: Reports xx.xx CATSA Plus lines and more than xx.xx% passenger coverage in 2024/xx.xx; provides a Canadian adoption comparator, not a global local-review revenue weight. ([catsa-acsta.gc.ca](https://www.catsa-acsta.gc.ca/en/publications/2025-annual-report/overview-activities))
- Evidence informing forecast-year allocation inputs; displayed values and growth are calculated: Reports xx.xx CATSA Plus lines and more than xx.xx% passenger coverage in 2024/xx.xx; provides a Canadian adoption comparator, not a global local-review revenue weight. ([catsa-acsta.gc.ca](https://www.catsa-acsta.gc.ca/en/publications/2025-annual-report/overview-activities))
- Evidence informing base-year allocation inputs; displayed values and growth are calculated: Identifies remote screening within CATSA Plus and quantifies deployment; constrains the commercial-adoption premise but does not establish each review room's location. ([catsa-acsta.gc.ca](https://www.catsa-acsta.gc.ca/en/publications/2025-annual-report/overview-activities))
- Evidence informing forecast-year allocation inputs; displayed values and growth are calculated: Identifies remote screening within CATSA Plus and quantifies deployment; constrains the commercial-adoption premise but does not establish each review room's location. ([catsa-acsta.gc.ca](https://www.catsa-acsta.gc.ca/en/publications/2025-annual-report/overview-activities))
- Evidence informing base-year allocation inputs; displayed values and growth are calculated: Deployment coverage constrains the addressable network-enabled pool; it does not disclose hybrid contracts or justify the modeled hybrid percentage. ([catsa-acsta.gc.ca](https://www.catsa-acsta.gc.ca/en/publications/2025-annual-report/overview-activities))
- Evidence informing forecast-year allocation inputs; displayed values and growth are calculated: Deployment coverage constrains the addressable network-enabled pool; it does not disclose hybrid contracts or justify the modeled hybrid percentage. ([catsa-acsta.gc.ca](https://www.catsa-acsta.gc.ca/en/publications/2025-annual-report/overview-activities))

44. CATSA - Beyond the Checkpoint, December 2025

- Evidence informing base-year allocation inputs; displayed values and growth are calculated: Reports xx.xx operational CT machines at eight airports and a modular-line average of xx.xx passengers per hour versus xx.xx for traditional multi-split lines; supports the bounded throughput-to-unit bridge and phased-deployment premise. ([catsa-acsta.gc.ca](https://www.catsa-acsta.gc.ca/en/about-us/beyond-checkpoint-2025-december))
- Evidence informing forecast-year allocation inputs; displayed values and growth are calculated: Reports xx.xx operational CT machines at eight airports and a modular-line average of xx.xx passengers per hour versus xx.xx for traditional multi-split lines; supports the bounded throughput-to-unit bridge and phased-deployment premise. ([catsa-acsta.gc.ca](https://www.catsa-acsta.gc.ca/en/about-us/beyond-checkpoint-2025-december))

45. Smiths Detection Delivers Fully Automated International Remote Baggage Screening System Between South Korea and the United States

- Evidence informing base-year allocation inputs; displayed values and growth are calculated: The January xx.xx 2026 disclosure identifies xx.xx software licenses and DICOS V3.xx.xx exchange, and dates operational service to August 2025. Supports commercial standards-based activity and forecast feasibility, not an observed global share or a confirmed 2025 license inventory. ([smithsdetection.com](https://www.smithsdetection.com/press-releases/smiths-detection-delivers-fully-automated-international-remote-baggage-screening-system-between-south-korea-and-the-united-states/))
- Evidence informing forecast-year allocation inputs; displayed values and growth are calculated: The January xx.xx 2026 disclosure identifies xx.xx software licenses and DICOS V3.xx.xx exchange, and dates operational service to August 2025. Supports commercial standards-based activity and forecast feasibility, not an observed global share or a confirmed 2025 license inventory. ([smithsdetection.com](https://www.smithsdetection.com/press-releases/smiths-detection-delivers-fully-automated-international-remote-baggage-screening-system-between-south-korea-and-the-united-states/))

46. SeeTrue Marks Milestone with Over 100 X-ray Checkpoint Installations of Advanced AI-Based Threat Detection Software

- Evidence informing base-year allocation inputs; displayed values and growth are calculated: The December xx.xx 2024 announcement reports the 100th operational screening lane across airports and other sectors. Provides a limited commercial-adoption scale check; it is neither airport-only nor a census of standards-based entitlements. ([seetrue.ai](https://www.seetrue.ai/seetrue-marks-milestone-with-over-xx.xx-x-ray-checkpoint-installations-of-advanced-ai-based-threat-detection-software/))
- Evidence informing forecast-year allocation inputs; displayed values and growth are calculated: The December xx.xx 2024 announcement reports the 100th operational screening lane across airports and other sectors. Provides a limited commercial-adoption scale check; it is neither airport-only nor a census of standards-based entitlements. ([seetrue.ai](https://www.seetrue.ai/seetrue-marks-milestone-with-over-xx.xx-x-ray-checkpoint-installations-of-advanced-ai-based-threat-detection-software/))

47. Scarabee's Checkpoint Property Screening System to be deployed at DEN

- Evidence informing base-year allocation inputs; displayed values and growth are calculated: Describes a xx.xx-lane Denver award combining Scarabee lanes with Smiths scanners. Corroborates a commercial mixed-supplier integration route; an award is not realized annual revenue or proof of unrestricted interoperability. ([daifukuatec.com](https://daifukuatec.com/news/scarabees-checkpoint-property-screening-system-to-be-deployed-at-den))
- Evidence informing forecast-year allocation inputs; displayed values and growth are calculated: Describes a xx.xx-lane Denver award combining Scarabee lanes with Smiths scanners. Corroborates a commercial mixed-supplier integration route; an award is not realized annual revenue or proof of unrestricted interoperability. ([daifukuatec.com](https://daifukuatec.com/news/scarabees-checkpoint-property-screening-system-to-be-deployed-at-den))

48. CATSA Annual Report 2024 - Management's Discussion and Analysis

- Evidence informing base-year allocation inputs; displayed values and growth are calculated: FY2023/xx.xx pre-board capital appropriations used of C$xx.xx provide the second period in the non-passenger-to-cabin purchasing comparison.
- Evidence informing base-year allocation inputs; displayed values and growth are calculated: FY2023/xx.xx non-passenger capital appropriations used of C$xx.xx enter the two-period activity proxy; they do not identify the property-only fraction.
- Evidence informing forecast-year allocation inputs; displayed values and growth are calculated: FY2023/xx.xx non-passenger capital appropriations used of C$xx.xx enter the two-period activity proxy; they do not identify the property-only fraction.

49. Smiths Detection confirm order of 91 advanced scanners for new terminals at Moscow Sheremetyevo International Airport
    - Evidence informing base-year allocation inputs; displayed values and growth are calculated: The dated airport deployment includes xx.xx entrance baggage systems and xx.xx cabin-checkpoint systems. Their ratio supplies a historical relative-density proxy, subsequently discounted for assumed global coverage.
    - Evidence informing forecast-year allocation inputs; displayed values and growth are calculated: The dated airport deployment includes xx.xx entrance baggage systems and xx.xx cabin-checkpoint systems. Their ratio supplies a historical relative-density proxy, subsequently discounted for assumed global coverage.
50. Cochin International Airport Selects Smiths Detection's CTX 9800 for Next-Generation Hold Baggage Screening
    - Evidence informing base-year allocation inputs; displayed values and growth are calculated: The May 2017 deployment identifies xx.xx customs baggage systems alongside four hold-baggage systems. This supports the customs-intensive historical configuration proxy, not current global fleet or revenue observations.
    - Evidence informing forecast-year allocation inputs; displayed values and growth are calculated: The May 2017 deployment identifies xx.xx customs baggage systems alongside four hold-baggage systems. This supports the customs-intensive historical configuration proxy, not current global fleet or revenue observations.
51. CATSA Functions, Programs and Activities
    - Evidence informing base-year allocation inputs; displayed values and growth are calculated: Hold-baggage activities include equipment purchase, baggage-handling integration and equipment maintenance, supporting the checked-baggage capital and lifecycle boundary.
    - Evidence informing forecast-year allocation inputs; displayed values and growth are calculated: Hold-baggage activities include equipment purchase, baggage-handling integration and equipment maintenance, supporting the checked-baggage capital and lifecycle boundary.
    - Evidence informing base-year allocation inputs; displayed values and growth are calculated: Non-passenger screening covers airport workers and their belongings; only attributable property-screening offerings enter this allocation.
    - Evidence informing forecast-year allocation inputs; displayed values and growth are calculated: Non-passenger screening covers airport workers and their belongings; only attributable property-screening offerings enter this allocation.
52. Fraport TAV Antalya Airport - About the security control itself
    - Evidence informing base-year allocation inputs; displayed values and growth are calculated: The airport operator distinguishes terminal-entry security from a subsequent checkpoint. This supports a separate entrance-screening mission while providing no global prevalence or spending share.
    - Evidence informing forecast-year allocation inputs; displayed values and growth are calculated: The airport operator distinguishes terminal-entry security from a subsequent checkpoint. This supports a separate entrance-screening mission while providing no global prevalence or spending share.
53. EMSD VoiceLink, Issue 79, June 2026 - EMSD Provides Comprehensive Support for Terminal 2 Commissioning
    - Evidence informing forecast-year allocation inputs; displayed values and growth are calculated: The June 2026 account identifies baggage-and-parcel equipment procurement and installation for the customs authority at Terminal xx.xx. It supports a separate commissioning mission but does not isolate baggage expenditure.
54. GAO-26-107811 - Guam: Considerations for Evaluating Alternative Customs Models and Potential Economic Effects
    - Evidence informing base-year allocation inputs; displayed values and growth are calculated: The audit identifies two historical airport-customs baggage systems inactive for years and delayed replacement procurement. This challenges conversion of installed stock or acknowledged need directly into annual equipment and support revenue.
    - Evidence informing forecast-year allocation inputs; displayed values and growth are calculated: The audit identifies two historical airport-customs baggage systems inactive for years and delayed replacement procurement. This challenges conversion of installed stock or acknowledged need directly into annual equipment and support revenue.

55. Bennet, Moran, Van Hollen, Boozman Introduce Bill to Bolster Aviation Safety
    - Evidence informing base-year allocation inputs; displayed values and growth are calculated: The July xx.xx 2025 official release identifies xx.xx U.S. screening lanes, used as agency purchasing-exposure calibration rather than observed annual equipment sales.
    - Evidence informing forecast-year allocation inputs; displayed values and growth are calculated: The July xx.xx 2025 official release identifies xx.xx U.S. screening lanes, used as agency purchasing-exposure calibration rather than observed annual equipment sales.
56. Bank of Canada - Annual exchange rates
    - Evidence informing base-year allocation inputs; displayed values and growth are calculated: Annual exchange-rate observations support the inherited fiscal-period approximation of xx.xx Canadian dollars per U.S. dollar; this is not a transaction-weighted exchange rate.
    - Evidence informing forecast-year allocation inputs; displayed values and growth are calculated: Annual exchange-rate observations support the inherited fiscal-period approximation of xx.xx Canadian dollars per U.S. dollar; this is not a transaction-weighted exchange rate.
57. Japan’s leading airline revolutionizes check in experience with new Smiths Detection technology
    - Evidence informing base-year allocation inputs; displayed values and growth are calculated: The August 2023 announcement identifies JAL as customer for five screening ecosystems and reports xx.xx deployed iLane units across Japan. These are historical commercial-stock anchors, not an airline-only fleet or 2025 sales observation.
    - Evidence informing forecast-year allocation inputs; displayed values and growth are calculated: The August 2023 announcement identifies JAL as customer for five screening ecosystems and reports xx.xx deployed iLane units across Japan. These are historical commercial-stock anchors, not an airline-only fleet or 2025 sales observation.
58. Narita International Airport anticipates threats with integrated solutions
    - Evidence informing base-year allocation inputs; displayed values and growth are calculated: Identifies Narita airport as a screening-technology customer and describes xx.xx lane-related installations, qualifying any assumption that the supplier's Japanese installed stock was purchased entirely by airlines.
    - Evidence informing forecast-year allocation inputs; displayed values and growth are calculated: Identifies Narita airport as a screening-technology customer and describes xx.xx lane-related installations, qualifying any assumption that the supplier's Japanese installed stock was purchased entirely by airlines.
59. MLIT - 保安検査の実施主体が変わります！ - June 27, 2025
    - Evidence informing forecast-year allocation inputs; displayed values and growth are calculated: The June xx.xx 2025 announcement targets transfer of security-screening responsibility from airlines to airport managers, with leading cases targeted in FY2026. Supports a conditional reduction in airline purchasing, not an observed contract-transfer percentage.
    - Evidence informing forecast-year allocation inputs; displayed values and growth are calculated: The transfer direction supports modeled airport-manager purchasing gains. Continued shared financing does not imply equal purchasing shares.
60. ICTS International N.V. - Annual Report for the year ended December 31, 2025
    - Evidence informing base-year allocation inputs; displayed values and growth are calculated: Discloses USD xx.xx company-wide property/equipment purchases and USD xx.xx airport-security revenue in 2025. Supports an asset-light purchasing-intensity proxy; the in-scope fraction and global expansion remain assumptions.
    - Evidence informing forecast-year allocation inputs; displayed values and growth are calculated: Discloses USD xx.xx company-wide property/equipment purchases and USD xx.xx airport-security revenue in 2025. Supports an asset-light purchasing-intensity proxy; the in-scope fraction and global expansion remain assumptions.

61. EU Publications Office - Purchase and maintenance of non-intrusive X-ray inspection equipment for baggage and air cargo volume control
    - Evidence informing base-year allocation inputs; displayed values and growth are calculated: Identifies Autoridade Tributária e Aduaneira as buyer and reports a 2026 award of EUR xx.xx across four lots for baggage/air-cargo inspection equipment and maintenance. Provides a buyer-role and commercial-scale comparator, not 2025 baggage-only annual expenditure.
    - Evidence informing forecast-year allocation inputs; displayed values and growth are calculated: Identifies Autoridade Tributária e Aduaneira as buyer and reports a 2026 award of EUR xx.xx across four lots for baggage/air-cargo inspection equipment and maintenance. Provides a buyer-role and commercial-scale comparator, not 2025 baggage-only annual expenditure.
62. ACI World - Busiest Airports in the World
    - Evidence informing base-year allocation inputs; displayed values and growth are calculated: Reports approximately xx.xx international airport passenger movements in 2025. Half provides an approximate arrival-movement scale check before transfer exclusions, not a customs examination or equipment-purchasing weight.
    - Evidence informing forecast-year allocation inputs; displayed values and growth are calculated: Reports approximately xx.xx international airport passenger movements in 2025. Half provides an approximate arrival-movement scale check before transfer exclusions, not a customs examination or equipment-purchasing weight.
63. Heathrow announces £2.3bn accelerated investment plan to upgrade the UK's international gateway to growth
    - Evidence informing base-year allocation inputs; displayed values and growth are calculated: Reports GBP xx.xx invested in security-lane upgrades during 2024, supporting material airport-directed purchasing. Broader infrastructure obligations and historical timing prevent treating the amount as 2025 in-scope market receipts.
    - Evidence informing forecast-year allocation inputs; displayed values and growth are calculated: Reports GBP xx.xx invested in security-lane upgrades during 2024, supporting material airport-directed purchasing. Broader infrastructure obligations and historical timing prevent treating the amount as 2025 in-scope market receipts.
64. Fraport Assumes Responsibility for Aviation Security Checks at Frankfurt Airport
    - Evidence informing base-year allocation inputs; displayed values and growth are calculated: Documents Fraport's checkpoint-management responsibility from January 2023, six initial CT-equipped lanes and three contracted screening providers. Supports distinguishing an airport commissioning role from regulator oversight and contracted screening labor.
    - Evidence informing forecast-year allocation inputs; displayed values and growth are calculated: Documents Fraport's checkpoint-management responsibility from January 2023, six initial CT-equipped lanes and three contracted screening providers. Supports distinguishing an airport commissioning role from regulator oversight and contracted screening labor.
65. Advanced Cabin Baggage Screening - Computed Tomography Implementation Guide
    - Evidence informing base-year allocation inputs; displayed values and growth are calculated: Distinguishes standalone CT, including equipment-local conveyance, from integrated screening-lane configurations; supports attribution boundaries, not a revenue weight.
    - Evidence informing forecast-year allocation inputs; displayed values and growth are calculated: Distinguishes standalone CT, including equipment-local conveyance, from integrated screening-lane configurations; supports attribution boundaries, not a revenue weight.
    - Evidence informing base-year allocation inputs; displayed values and growth are calculated: Identifies automated tray-return and automated screening-lane integration as commercially distinct configurations; supports the lane-integrated category definition.
    - Evidence informing forecast-year allocation inputs; displayed values and growth are calculated: Identifies automated tray-return and automated screening-lane integration as commercially distinct configurations; supports the lane-integrated category definition.

66. GAO-12-266 - Checked Baggage Screening: TSA Has Deployed Optimal Systems at the Majority of TSA-Regulated Airports, but Could Strengthen Cost Estimates

- Evidence informing base-year allocation inputs; displayed values and growth are calculated: The December 2011 table reports xx.xx standalone EDS alongside xx.xx in-line EDS; this historical machine-count comparator constrains, but does not determine, the current global allocation.
- Evidence informing forecast-year allocation inputs; displayed values and growth are calculated: The December 2011 table reports xx.xx standalone EDS alongside xx.xx in-line EDS; this historical machine-count comparator constrains, but does not determine, the current global allocation.
- Evidence informing base-year allocation inputs; displayed values and growth are calculated: Reports xx.xx in-line EDS across xx.xx in-line systems and distinguishes equipment counts from integrated-system counts; supports the historical configuration bridge.
- Evidence informing forecast-year allocation inputs; displayed values and growth are calculated: Reports xx.xx in-line EDS across xx.xx in-line systems and distinguishes equipment counts from integrated-system counts; supports the historical configuration bridge.

67. Smiths Detection selected as security technology provider to International Airport Heraklion Crete

- Evidence informing base-year allocation inputs; displayed values and growth are calculated: The September xx.xx 2025 announcement identifies eight cabin CT scanners and eight automated tray-return systems for Heraklion, with installation planned across late 2025 and mid-2026; supports ongoing integrated procurement, not realized annual revenue.
- Evidence informing forecast-year allocation inputs; displayed values and growth are calculated: The September xx.xx 2025 announcement identifies eight cabin CT scanners and eight automated tray-return systems for Heraklion, with installation planned across late 2025 and mid-2026; supports ongoing integrated procurement, not realized annual revenue.

68. Centralised Image Processing: The Impact on Security Checkpoints

- Evidence informing base-year allocation inputs; displayed values and growth are calculated: Distinguishes checkpoint-local image review from separate-room arrangements; supports retaining networked local activity rather than automatically assigning it to remote review. ([casra.ch](https://casra.ch/wp-content/uploads/2021/xx.xx/Kuhn-2017.-Centralised-image-processing.pdf))
- Evidence informing forecast-year allocation inputs; displayed values and growth are calculated: Distinguishes checkpoint-local image review from separate-room arrangements; supports retaining networked local activity rather than automatically assigning it to remote review. ([casra.ch](https://casra.ch/wp-content/uploads/2021/xx.xx/Kuhn-2017.-Centralised-image-processing.pdf))
- Evidence informing base-year allocation inputs; displayed values and growth are calculated: Describes separate screening rooms and established remote hold-baggage review at larger airports; supports the cohort-maturity premise, not a numerical global share. ([casra.ch](https://casra.ch/wp-content/uploads/2021/xx.xx/Kuhn-2017.-Centralised-image-processing.pdf))
- Evidence informing forecast-year allocation inputs; displayed values and growth are calculated: Describes separate screening rooms and established remote hold-baggage review at larger airports; supports the cohort-maturity premise, not a numerical global share. ([casra.ch](https://casra.ch/wp-content/uploads/2021/xx.xx/Kuhn-2017.-Centralised-image-processing.pdf))
- Evidence informing base-year allocation inputs; displayed values and growth are calculated: Describes combined checkpoint and remote-room arrangements, establishing a mixed-location commercial configuration without measuring its prevalence or price. ([casra.ch](https://casra.ch/wp-content/uploads/2021/xx.xx/Kuhn-2017.-Centralised-image-processing.pdf))
- Evidence informing forecast-year allocation inputs; displayed values and growth are calculated: Describes combined checkpoint and remote-room arrangements, establishing a mixed-location commercial configuration without measuring its prevalence or price. ([casra.ch](https://casra.ch/wp-content/uploads/2021/xx.xx/Kuhn-2017.-Centralised-image-processing.pdf))

69. Annual Report 2024 - CATSA's Operating Environment

- Evidence informing base-year allocation inputs; displayed values and growth are calculated: Reports xx.xx CATSA Plus lines and more than xx.xx% passenger coverage in 2023/xx.xx providing the historical comparison rather than a global location allocation. ([catsa-acsta.gc.ca](https://www.catsa-acsta.gc.ca/en/publications/catsa-s-operating-environment))
- Evidence informing forecast-year allocation inputs; displayed values and growth are calculated: Reports xx.xx CATSA Plus lines and more than xx.xx% passenger coverage in 2023/xx.xx providing the historical comparison rather than a global location allocation. ([catsa-acsta.gc.ca](https://www.catsa-acsta.gc.ca/en/publications/catsa-s-operating-environment))
- Evidence informing base-year allocation inputs; displayed values and growth are calculated: Together with the subsequent annual report, supports a seven-line deployment increase without a corresponding increase in reported passenger coverage. ([catsa-acsta.gc.ca](https://www.catsa-acsta.gc.ca/en/publications/catsa-s-operating-environment))
- Evidence informing forecast-year allocation inputs; displayed values and growth are calculated: Together with the subsequent annual report, supports a seven-line deployment increase without a corresponding increase in reported passenger coverage. ([catsa-acsta.gc.ca](https://www.catsa-acsta.gc.ca/en/publications/catsa-s-operating-environment))
- Evidence informing base-year allocation inputs; displayed values and growth are calculated: Provides a historical network-enabled deployment anchor, while leaving the physical mixed-location contract share unmeasured. ([catsa-acsta.gc.ca](https://www.catsa-acsta.gc.ca/en/publications/catsa-s-operating-environment))
- Evidence informing forecast-year allocation inputs; displayed values and growth are calculated: Provides a historical network-enabled deployment anchor, while leaving the physical mixed-location contract share unmeasured. ([catsa-acsta.gc.ca](https://www.catsa-acsta.gc.ca/en/publications/catsa-s-operating-environment))

70. L22020-T-TG Upgrades to the Passenger Search Area, body scanners, EDS C3 cabin baggage screening - Contract Award Notice

- Evidence informing base-year allocation inputs; displayed values and growth are calculated: The January xx.xx 2023 Luton award expressly includes construction of a remote screening room at the airport terminal, supporting separate-room commercial procurement. Its broader scope is not treated as baggage-only annual revenue. ([find-tender.service.gov.uk](https://www.find-tender.service.gov.uk/Notice/xx.xx-2023))
- Evidence informing forecast-year allocation inputs; displayed values and growth are calculated: The January xx.xx 2023 Luton award expressly includes construction of a remote screening room at the airport terminal, supporting separate-room commercial procurement. Its broader scope is not treated as baggage-only annual revenue. ([find-tender.service.gov.uk](https://www.find-tender.service.gov.uk/Notice/xx.xx-2023))

71. Greater Orlando Aviation Authority - Minutes of the February 19, 2025 Meeting

- Evidence informing base-year allocation inputs; displayed values and growth are calculated: Authorizes up to USD xx.xx for baggage-system and Remote Screening Facility network/server separation. Half this ceiling is an explicitly assumed deployment-cost comparator, not observed off-site receipts. ([assets.ctfassets.net](https://assets.ctfassets.net/qiecpoxp4bka/6BCjKImOwJmeZxqtGVdpYR/1e2d759a2c44b5b6d71193cb9927ec75/2025-xx.xx-19_Board_Minutes.pdf))
- Evidence informing forecast-year allocation inputs; displayed values and growth are calculated: Authorizes up to USD xx.xx for baggage-system and Remote Screening Facility network/server separation. Half this ceiling is an explicitly assumed deployment-cost comparator, not observed off-site receipts. ([assets.ctfassets.net](https://assets.ctfassets.net/qiecpoxp4bka/6BCjKImOwJmeZxqtGVdpYR/1e2d759a2c44b5b6d71193cb9927ec75/2025-xx.xx-19_Board_Minutes.pdf))
- Evidence informing base-year allocation inputs; displayed values and growth are calculated: Provides the commercial networking-cost anchor for the modeled transfer from existing on-site pools, avoiding additional market value or duplicate host-equipment attribution. ([assets.ctfassets.net](https://assets.ctfassets.net/qiecpoxp4bka/6BCjKImOwJmeZxqtGVdpYR/1e2d759a2c44b5b6d71193cb9927ec75/2025-xx.xx-19_Board_Minutes.pdf))
- Evidence informing forecast-year allocation inputs; displayed values and growth are calculated: Provides the commercial networking-cost anchor for the modeled transfer from existing on-site pools, avoiding additional market value or duplicate host-equipment attribution. ([assets.ctfassets.net](https://assets.ctfassets.net/qiecpoxp4bka/6BCjKImOwJmeZxqtGVdpYR/1e2d759a2c44b5b6d71193cb9927ec75/2025-xx.xx-19_Board_Minutes.pdf))

72. American and U.S. Customs and Border Protection pilot innovative baggage screening initiative

- Evidence informing base-year allocation inputs; displayed values and growth are calculated: American's April xx.xx 2025 announcement identifies a daily Sydney-Los Angeles IRBS pilot and unchanged screening requirements. It anchors one sampled connection and an assumed partial-year licensing period, not disclosed revenue. ([s202.q4cdn.com](https://s202.q4cdn.com/xx.xx/files/doc_news/American-and-US-Customs-and-Border-Protection-pilot-innovative-baggage-screening-initiative-OPS-OTH-xx.xx-2025.pdf))
- Evidence informing forecast-year allocation inputs; displayed values and growth are calculated: American's April xx.xx 2025 announcement identifies a daily Sydney-Los Angeles IRBS pilot and unchanged screening requirements. It anchors one sampled connection and an assumed partial-year licensing period, not disclosed revenue. ([s202.q4cdn.com](https://s202.q4cdn.com/xx.xx/files/doc_news/American-and-US-Customs-and-Border-Protection-pilot-innovative-baggage-screening-initiative-OPS-OTH-xx.xx-2025.pdf))

73. 델타항공-대한항공, 인천발 애틀랜타 노선 대상 위탁수하물 원격 검색 방식 신규 도입

- Evidence informing base-year allocation inputs; displayed values and growth are calculated: The August xx.xx 2025 announcement identifies the Incheon-Atlanta IRBS arrangement, anchoring a second sampled connection and a partial-year commercial-activity assumption without establishing contract value. ([news.delta.com](https://news.delta.com/delta-and-koreanair-launch-remote-baggage-screening-on-icn-atl-KR))
- Evidence informing forecast-year allocation inputs; displayed values and growth are calculated: The August xx.xx 2025 announcement identifies the Incheon-Atlanta IRBS arrangement, anchoring a second sampled connection and a partial-year commercial-activity assumption without establishing contract value. ([news.delta.com](https://news.delta.com/delta-and-koreanair-launch-remote-baggage-screening-on-icn-atl-KR))

74. United Launches CBP's International Remote Baggage Screening on Select International Flights

· Evidence informing base-year allocation inputs; displayed values and growth are calculated: United's September xx.xx 2025 announcement identifies daily Sydney-San Francisco service and named technology partners, anchoring a third sampled connection. It reports no attributable software or integration receipts. ([united.mediaroom.com](https://united.mediaroom.com/2025-xx.xx-xx.xx-United-Launches-CBPs-International-Remote-Baggage-Screening-on-Select-International-Flights))

· Evidence informing forecast-year allocation inputs; displayed values and growth are calculated: United's September xx.xx 2025 announcement identifies daily Sydney-San Francisco service and named technology partners, anchoring a third sampled connection. It reports no attributable software or integration receipts. ([united.mediaroom.com](https://united.mediaroom.com/2025-xx.xx-xx.xx-United-Launches-CBPs-International-Remote-Baggage-Screening-on-Select-International-Flights))

75. Airline Passengers Face Fewer Bag Checkpoints, Thanks to PNNL, Partners

· Evidence informing forecast-year allocation inputs; displayed values and growth are calculated: The August xx.xx 2026 laboratory release describes implementation on additional routes, including Seoul arrivals at Minneapolis-St. Paul and Detroit. This supports expansion direction, not the forecast connection count, realization or global share. ([pnnl.gov](https://www.pnnl.gov/news-media/airline-passengers-face-fewer-bag-checkpoints-thanks-pnnl-partners))

76. TSA awards $781.2 million to procure additional CT X-Ray scanners for airport checkpoints

· Evidence informing base-year allocation inputs; displayed values and growth are calculated: The March xx.xx 2022 announcement identifies up to USD xx.xx for procurement and maintenance of up to xx.xx systems from an OEM. This is a historical procurement-scale anchor, not annual 2025 direct-channel revenue. ([content.govdelivery.com](https://content.govdelivery.com/accounts/USDHSTSA/bulletins/30f6e5f))

· Evidence informing base-year allocation inputs; displayed values and growth are calculated: The award includes full-size automated lanes, cautioning against assigning all automation value to non-OEM integration primes; exact contractual-role attribution is not disclosed. ([content.govdelivery.com](https://content.govdelivery.com/accounts/USDHSTSA/bulletins/30f6e5f))

77. OSI Systems, Inc. - Form 10-K for the fiscal year ended June 30, 2026

· Evidence informing base-year allocation inputs; displayed values and growth are calculated: The filing describes regional direct security-product sales and direct maintenance relationships. Its broader security scope supports route coexistence, not baggage-only sales weights. ([sec.gov](https://www.sec.gov/Archives/edgar/data/xx.xx/xx.xx/osis-20260630x10k.htm))

· Evidence informing forecast-year allocation inputs; displayed values and growth are calculated: The filing describes regional direct security-product sales and direct maintenance relationships. Its broader security scope supports route coexistence, not baggage-only sales weights. ([sec.gov](https://www.sec.gov/Archives/edgar/data/xx.xx/xx.xx/osis-20260630x10k.htm))

· Evidence informing base-year allocation inputs; displayed values and growth are calculated: The company identifies a global independent-distributor network, supporting a continuing indirect route without quantifying its value share. ([sec.gov](https://www.sec.gov/Archives/edgar/data/xx.xx/xx.xx/osis-20260630x10k.htm))

· Evidence informing forecast-year allocation inputs; displayed values and growth are calculated: The company identifies a global independent-distributor network, supporting a continuing indirect route without quantifying its value share. ([sec.gov](https://www.sec.gov/Archives/edgar/data/xx.xx/xx.xx/osis-20260630x10k.htm))

· Evidence informing base-year allocation inputs; displayed values and growth are calculated: Authorized service providers are identified separately from distributors, supporting distinct technical-service attribution and access limitations. ([sec.gov](https://www.sec.gov/Archives/edgar/data/xx.xx/xx.xx/osis-20260630x10k.htm))

· Evidence informing forecast-year allocation inputs; displayed values and growth are calculated: Authorized service providers are identified separately from distributors, supporting distinct technical-service attribution and access limitations. ([sec.gov](https://www.sec.gov/Archives/edgar/data/xx.xx/xx.xx/osis-20260630x10k.htm))

78. SriLankan Airlines - Invitation for Supply, Installation, Commissioning and Maintenance of Dual View Heavy and Medium X-Ray Machines, Reference 202130407

· Evidence informing base-year allocation inputs; displayed values and growth are calculated: The 2021 purchaser invitation permits an OEM or authorized OEM agent and requires authorization for the latter. It establishes equipment-channel eligibility, not an award or software-resale right. ([srilankan.com](https://www.srilankan.com/download/tender/TN-Invitationforsubmiss-xx.xx.pdf))

79. JFK Millennium Partners Selects K2 to Deliver State-of-the-Art Security Screening Checkpoint at new JFK Terminal 6

· Evidence informing base-year allocation inputs; displayed values and growth are calculated: The March xx.xx 2025 appointment assigns procurement and deployment coordination across multiple technology suppliers at a future ten-gate terminal. It supports integration-prime participation and a forecast mechanism, not a disclosed share or completed 2025 revenue. ([portauthoritybuilds.com](https://www.portauthoritybuilds.com/redevelopment/us/en/jfk/planned-projects/terminal-xx.xx/news/jfk-millennium-partners-selects-k2-to-deliver-state-of-the-art-s.html))

· Evidence informing forecast-year allocation inputs; displayed values and growth are calculated: The March xx.xx 2025 appointment assigns procurement and deployment coordination across multiple technology suppliers at a future ten-gate terminal. It supports integration-prime participation and a forecast mechanism, not a disclosed share or completed 2025 revenue. ([portauthoritybuilds.com](https://www.portauthoritybuilds.com/redevelopment/us/en/jfk/planned-projects/terminal-xx.xx/news/jfk-millennium-partners-selects-k2-to-deliver-state-of-the-art-s.html))

· Evidence informing base-year allocation inputs; displayed values and growth are calculated: The March xx.xx 2025 appointment covers baggage CT and automated bin-return equipment for a future xx.xx-gate terminal, with phased opening planned for 2026-2028. It establishes new-installation activity, not attributable 2025 receipts; wider airport investment and person-only technologies are excluded.

· Evidence informing forecast-year allocation inputs; displayed values and growth are calculated: The March xx.xx 2025 appointment covers baggage CT and automated bin-return equipment for a future xx.xx-gate terminal, with phased opening planned for 2026-2028. It establishes new-installation activity, not attributable 2025 receipts; wider airport investment and person-only technologies are excluded.

80. CATSA Corporate Plan 2024-25 to 2028-29 Summary - Key Corporate Risks

· Evidence informing base-year allocation inputs; displayed values and growth are calculated: The authority reports transferring maintenance of most screening equipment to KPrime in 2023/xx.xx. This establishes a separately contracted maintenance relationship, without a baggage-only payment split. ([catsa-acsta.gc.ca](https://www.catsa-acsta.gc.ca/en/publications/key-corporate-risks))

81. Leidos wins TSA logistics contract

· Evidence informing base-year allocation inputs; displayed values and growth are calculated: The January xx.xx 2025 announcement describes an eight-year, USD xx.xx maximum sustainment contract covering xx.xx equipment units at over xx.xx locations with manufacturer coordination. Annualization and baggage/third-party attribution in the model are explicit assumptions. ([leidos.com](https://www.leidos.com/insights/leidos-wins-tsa-logistics-contract))

· Evidence informing forecast-year allocation inputs; displayed values and growth are calculated: The January xx.xx 2025 announcement describes an eight-year, USD xx.xx maximum sustainment contract covering xx.xx equipment units at over xx.xx locations with manufacturer coordination. Annualization and baggage/third-party attribution in the model are explicit assumptions. ([leidos.com](https://www.leidos.com/insights/leidos-wins-tsa-logistics-contract))

82. Checkpoint Transformation: Malta International Airport Streamlines Passenger Flow with Smiths Detection
    - Evidence informing base-year allocation inputs; displayed values and growth are calculated: Seven conventional automated lanes were replaced by six CT-equipped lanes, with final commissioning in January 2025. This is a counterexample to equating capacity improvement with net additional equipment.
    - Evidence informing forecast-year allocation inputs; displayed values and growth are calculated: Seven conventional automated lanes were replaced by six CT-equipped lanes, with final commissioning in January 2025. This is a counterexample to equating capacity improvement with net additional equipment.
    - Evidence informing base-year allocation inputs; displayed values and growth are calculated: The complete checkpoint replacement illustrates why an offering described commercially as an upgrade can belong to System Replacement. The seven-year service commitment is not counted wholly as installation-year revenue.
    - Evidence informing forecast-year allocation inputs; displayed values and growth are calculated: The complete checkpoint replacement illustrates why an offering described commercially as an upgrade can belong to System Replacement. The seven-year service commitment is not counted wholly as installation-year revenue.
83. iCMORE - Smiths Detection
    - Evidence informing forecast-year allocation inputs; displayed values and growth are calculated: The current commercial offering describes a software-upgrade path while qualifying additional hardware requirements by machine type and age. This constrains forecast eligibility assumptions; product availability does not measure adoption or revenue.

18.9. France

Table 548. France Airport Baggage Screening Systems Market Size, 2017-2040 (USD Million)

Country	2017	2024	2025	2026	2027	2032	2040	CAGR (%)
France	**xx.xx**	**xx.xx**	**xx.xx**	**xx.xx**	**xx.xx**	**xx.xx**	**xx.xx**	**xx.xx**

Table 549. France Airport Baggage Screening Systems Market Size, by Offering, 2017-2040 (USD Million)

Offering	2017	2024	2025	2026	2027	2032	2040	CAGR (%)
Detection Equipment	xx.xx	xx.xx	xx.xx	xx.xx	xx.xx	xx.xx	xx.xx	xx.xx
Replacement Parts and Consumables	xx.xx	xx.xx	xx.xx	xx.xx	xx.xx	xx.xx	xx.xx	xx.xx
Screening Automation Equipment	xx.xx	xx.xx	xx.xx	xx.xx	xx.xx	xx.xx	xx.xx	xx.xx
Screening Software	xx.xx	xx.xx	xx.xx	xx.xx	xx.xx	xx.xx	xx.xx	xx.xx
System Services	xx.xx	xx.xx	xx.xx	xx.xx	xx.xx	xx.xx	xx.xx	xx.xx
Total	**xx.xx**	**xx.xx**	**xx.xx**	**xx.xx**	**xx.xx**	**xx.xx**	**xx.xx**	**xx.xx**

Table 550. France Airport Baggage Screening Systems Market Size, by Detection Equipment, 2017-2040 (USD Million)

Detection Equipment	2017	2024	2025	2026	2027	2032	2040	CAGR (%)
Baggage Inspection Systems	xx.xx	xx.xx	xx.xx	xx.xx	xx.xx	xx.xx	xx.xx	xx.xx
Explosive Trace Detectors	xx.xx	xx.xx	xx.xx	xx.xx	xx.xx	xx.xx	xx.xx	xx.xx
Liquid and Bulk Material Analyzers	xx.xx	xx.xx	xx.xx	xx.xx	xx.xx	xx.xx	xx.xx	xx.xx
Total	**xx.xx**	**xx.xx**	**xx.xx**	**xx.xx**	**xx.xx**	**xx.xx**	**xx.xx**	**xx.xx**

Table 551. France Airport Baggage Screening Systems Market Size, by System Services, 2017-2040 (USD Million)

System Services	2017	2024	2025	2026	2027	2032	2040	CAGR (%)
Equipment Training Services	xx.xx	xx.xx	xx.xx	xx.xx	xx.xx	xx.xx	xx.xx	xx.xx
Installation, Integration, and Commissioning Services	xx.xx	xx.xx	xx.xx	xx.xx	xx.xx	xx.xx	xx.xx	xx.xx
Maintenance, Repair, and Technical Support	xx.xx	xx.xx	xx.xx	xx.xx	xx.xx	xx.xx	xx.xx	xx.xx
Planning and Engineering Services	xx.xx	xx.xx	xx.xx	xx.xx	xx.xx	xx.xx	xx.xx	xx.xx
Total	**xx.xx**	**xx.xx**	**xx.xx**	**xx.xx**	**xx.xx**	**xx.xx**	**xx.xx**	**xx.xx**

Table 552. France Airport Baggage Screening Systems Market Size, by Replacement Parts and Consumables, 2017-2040 (USD Million)

Replacement Parts and Consumables	2017	2024	2025	2026	2027	2032	2040	CAGR (%)
Detection Consumables	xx.xx	xx.xx	xx.xx	xx.xx	xx.xx	xx.xx	xx.xx	xx.xx
Replacement Parts and Upgrade Kits	xx.xx	xx.xx	xx.xx	xx.xx	xx.xx	xx.xx	xx.xx	xx.xx
Total	**xx.xx**	**xx.xx**	**xx.xx**	**xx.xx**	**xx.xx**	**xx.xx**	**xx.xx**	**xx.xx**

Table 553. France Airport Baggage Screening Systems Market Size, by Screening Automation Equipment, 2017-2040 (USD Million)

Screening Automation Equipment	2017	2024	2025	2026	2027	2032	2040	CAGR (%)
Screening Conveyors and Sortation Equipment	xx.xx	xx.xx	xx.xx	xx.xx	xx.xx	xx.xx	xx.xx	xx.xx
Screening Lanes and Tray-Return Systems	xx.xx	xx.xx	xx.xx	xx.xx	xx.xx	xx.xx	xx.xx	xx.xx
Total	**xx.xx**	**xx.xx**	**xx.xx**	**xx.xx**	**xx.xx**	**xx.xx**	**xx.xx**	**xx.xx**

Table 554. France Airport Baggage Screening Systems Market Size, by Screening Software, 2017-2040 (USD Million)

Screening Software	2017	2024	2025	2026	2027	2032	2040	CAGR (%)
Automated Threat Detection Software	xx.xx	xx.xx	xx.xx	xx.xx	xx.xx	xx.xx	xx.xx	xx.xx
Image Review and Management Software	xx.xx	xx.xx	xx.xx	xx.xx	xx.xx	xx.xx	xx.xx	xx.xx
Screener Training and Quality Assurance Software	xx.xx	xx.xx	xx.xx	xx.xx	xx.xx	xx.xx	xx.xx	xx.xx
Screening Connectivity and Fleet Management Software	xx.xx	xx.xx	xx.xx	xx.xx	xx.xx	xx.xx	xx.xx	xx.xx
Total	**xx.xx**	**xx.xx**	**xx.xx**	**xx.xx**	**xx.xx**	**xx.xx**	**xx.xx**	**xx.xx**

Table 555. France Airport Baggage Screening Systems Market Size, by Detection Platform, 2017-2040 (USD Million)

Detection Platform	2017	2024	2025	2026	2027	2032	2040	CAGR (%)
Chemiluminescence Detection	xx.xx	xx.xx	xx.xx	xx.xx	xx.xx	xx.xx	xx.xx	xx.xx
Dielectric and Microwave Analysis	xx.xx	xx.xx	xx.xx	xx.xx	xx.xx	xx.xx	xx.xx	xx.xx
Fluorescence Detection	xx.xx	xx.xx	xx.xx	xx.xx	xx.xx	xx.xx	xx.xx	xx.xx
Integrated Multimodal Detection	xx.xx	xx.xx	xx.xx	xx.xx	xx.xx	xx.xx	xx.xx	xx.xx
Ion Mobility Spectrometry	xx.xx	xx.xx	xx.xx	xx.xx	xx.xx	xx.xx	xx.xx	xx.xx
Magnetic Resonance	xx.xx	xx.xx	xx.xx	xx.xx	xx.xx	xx.xx	xx.xx	xx.xx
Mass Spectrometry	xx.xx	xx.xx	xx.xx	xx.xx	xx.xx	xx.xx	xx.xx	xx.xx
Projection X-Ray Imaging	xx.xx	xx.xx	xx.xx	xx.xx	xx.xx	xx.xx	xx.xx	xx.xx
Raman Spectroscopy	xx.xx	xx.xx	xx.xx	xx.xx	xx.xx	xx.xx	xx.xx	xx.xx
Thermo-Redox Detection	xx.xx	xx.xx	xx.xx	xx.xx	xx.xx	xx.xx	xx.xx	xx.xx
X-Ray Computed Tomography	xx.xx	xx.xx	xx.xx	xx.xx	xx.xx	xx.xx	xx.xx	xx.xx
X-Ray Diffraction	xx.xx	xx.xx	xx.xx	xx.xx	xx.xx	xx.xx	xx.xx	xx.xx
Others	xx.xx	xx.xx	xx.xx	xx.xx	xx.xx	xx.xx	xx.xx	xx.xx
Total	**xx.xx**	**xx.xx**	**xx.xx**	**xx.xx**	**xx.xx**	**xx.xx**	**xx.xx**	**xx.xx**

Table 556. France Airport Baggage Screening Systems Market Size, by Projection X-Ray Imaging, 2017-2040 (USD Million)

Projection X-Ray Imaging	2017	2024	2025	2026	2027	2032	2040	CAGR (%)
Multiview X-Ray Imaging	xx.xx	xx.xx	xx.xx	xx.xx	xx.xx	xx.xx	xx.xx	xx.xx
Single-View X-Ray Imaging	xx.xx	xx.xx	xx.xx	xx.xx	xx.xx	xx.xx	xx.xx	xx.xx
Total	**xx.xx**	**xx.xx**	**xx.xx**	**xx.xx**	**xx.xx**	**xx.xx**	**xx.xx**	**xx.xx**

Table 557. France Airport Baggage Screening Systems Market Size, by Interoperability Architecture, 2017-2040 (USD Million)

Interoperability Architecture	2017	2024	2025	2026	2027	2032	2040	CAGR (%)
Closed Proprietary Architecture	xx.xx	xx.xx	xx.xx	xx.xx	xx.xx	xx.xx	xx.xx	xx.xx
Open Standards-Based Interoperability	xx.xx	xx.xx	xx.xx	xx.xx	xx.xx	xx.xx	xx.xx	xx.xx
Vendor-Specific Integration	xx.xx	xx.xx	xx.xx	xx.xx	xx.xx	xx.xx	xx.xx	xx.xx
Total	**xx.xx**	**xx.xx**	**xx.xx**	**xx.xx**	**xx.xx**	**xx.xx**	**xx.xx**	**xx.xx**

Table 558. France Airport Baggage Screening Systems Market Size, by Screening Application, 2017-2040 (USD Million)

Screening Application	2017	2024	2025	2026	2027	2032	2040	CAGR (%)
Customs and Border Baggage Inspection	xx.xx	xx.xx	xx.xx	xx.xx	xx.xx	xx.xx	xx.xx	xx.xx
Non-Passenger Property Screening	xx.xx	xx.xx	xx.xx	xx.xx	xx.xx	xx.xx	xx.xx	xx.xx
Passenger Cabin Baggage Screening	xx.xx	xx.xx	xx.xx	xx.xx	xx.xx	xx.xx	xx.xx	xx.xx
Passenger Checked Baggage Screening	xx.xx	xx.xx	xx.xx	xx.xx	xx.xx	xx.xx	xx.xx	xx.xx
Terminal-Entrance Baggage Screening	xx.xx	xx.xx	xx.xx	xx.xx	xx.xx	xx.xx	xx.xx	xx.xx
Total	**xx.xx**	**xx.xx**	**xx.xx**	**xx.xx**	**xx.xx**	**xx.xx**	**xx.xx**	**xx.xx**

Table 559. France Airport Baggage Screening Systems Market Size, by Purchasing Organization, 2017-2040 (USD Million)

Purchasing Organization	2017	2024	2025	2026	2027	2032	2040	CAGR (%)
Airlines	xx.xx	xx.xx	xx.xx	xx.xx	xx.xx	xx.xx	xx.xx	xx.xx
Airport and Terminal Operators	xx.xx	xx.xx	xx.xx	xx.xx	xx.xx	xx.xx	xx.xx	xx.xx
Contract Screening Operators	xx.xx	xx.xx	xx.xx	xx.xx	xx.xx	xx.xx	xx.xx	xx.xx
Customs and Border Authorities	xx.xx	xx.xx	xx.xx	xx.xx	xx.xx	xx.xx	xx.xx	xx.xx
Public Aviation Security Agencies	xx.xx	xx.xx	xx.xx	xx.xx	xx.xx	xx.xx	xx.xx	xx.xx
Total	**xx.xx**	**xx.xx**	**xx.xx**	**xx.xx**	**xx.xx**	**xx.xx**	**xx.xx**	**xx.xx**

Table 560. France Airport Baggage Screening Systems Market Size, by System Integration, 2017-2040 (USD Million)

System Integration	2017	2024	2025	2026	2027	2032	2040	CAGR (%)
Baggage Handling-Integrated Systems	xx.xx	xx.xx	xx.xx	xx.xx	xx.xx	xx.xx	xx.xx	xx.xx
Checkpoint Lane-Integrated Systems	xx.xx	xx.xx	xx.xx	xx.xx	xx.xx	xx.xx	xx.xx	xx.xx
Standalone Screening Systems	xx.xx	xx.xx	xx.xx	xx.xx	xx.xx	xx.xx	xx.xx	xx.xx
Total	**xx.xx**	**xx.xx**	**xx.xx**	**xx.xx**	**xx.xx**	**xx.xx**	**xx.xx**	**xx.xx**

Table 561. France Airport Baggage Screening Systems Market Size, by Image Review Location, 2017-2040 (USD Million)

Image Review Location	2017	2024	2025	2026	2027	2032	2040	CAGR (%)
Hybrid Image Review	xx.xx	xx.xx	xx.xx	xx.xx	xx.xx	xx.xx	xx.xx	xx.xx
Local Image Review	xx.xx	xx.xx	xx.xx	xx.xx	xx.xx	xx.xx	xx.xx	xx.xx
Off-Site Remote Image Review	xx.xx	xx.xx	xx.xx	xx.xx	xx.xx	xx.xx	xx.xx	xx.xx
On-Site Remote Image Review	xx.xx	xx.xx	xx.xx	xx.xx	xx.xx	xx.xx	xx.xx	xx.xx
Others	xx.xx	xx.xx	xx.xx	xx.xx	xx.xx	xx.xx	xx.xx	xx.xx
Total	**xx.xx**	**xx.xx**	**xx.xx**	**xx.xx**	**xx.xx**	**xx.xx**	**xx.xx**	**xx.xx**

Table 562. France Airport Baggage Screening Systems Market Size, by Procurement Channel, 2017-2040 (USD Million)

Procurement Channel	2017	2024	2025	2026	2027	2032	2040	CAGR (%)
Direct Technology Suppliers	xx.xx	xx.xx	xx.xx	xx.xx	xx.xx	xx.xx	xx.xx	xx.xx
Distributors and Resellers	xx.xx	xx.xx	xx.xx	xx.xx	xx.xx	xx.xx	xx.xx	xx.xx
Independent Technical Service Providers	xx.xx	xx.xx	xx.xx	xx.xx	xx.xx	xx.xx	xx.xx	xx.xx
Systems Integration Primes	xx.xx	xx.xx	xx.xx	xx.xx	xx.xx	xx.xx	xx.xx	xx.xx
Total	**xx.xx**	**xx.xx**	**xx.xx**	**xx.xx**	**xx.xx**	**xx.xx**	**xx.xx**	**xx.xx**

Table 563. France Airport Baggage Screening Systems Market Size, by Investment Purpose, 2017-2040 (USD Million)

Investment Purpose	2017	2024	2025	2026	2027	2032	2040	CAGR (%)
New Installations and Capacity Expansion	xx.xx	xx.xx	xx.xx	xx.xx	xx.xx	xx.xx	xx.xx	xx.xx
Retrofits and Upgrades	xx.xx	xx.xx	xx.xx	xx.xx	xx.xx	xx.xx	xx.xx	xx.xx
System Replacement	xx.xx	xx.xx	xx.xx	xx.xx	xx.xx	xx.xx	xx.xx	xx.xx
Others	xx.xx	xx.xx	xx.xx	xx.xx	xx.xx	xx.xx	xx.xx	xx.xx
Total	**xx.xx**	**xx.xx**	**xx.xx**	**xx.xx**	**xx.xx**	**xx.xx**	**xx.xx**	**xx.xx**

Sources & Evidence

1. House Report 119-173 - Department of Homeland Security Appropriations Bill, 2026

   · Evidence informing the 2030 market-value input; displayed series and growth include calculations: The aging installed fleet supports replacement demand, but does not establish the forecast's realization dates or annual purchasing rate. ([govinfo.gov](https://www.govinfo.gov/content/pkg/CRPT-119hrpt173/html/CRPT-119hrpt173.htm))

   · Evidence informing forecast-year allocation inputs; displayed values and growth are calculated: The report identifies xx.xx end-of-life systems within a xx.xx-system checked-baggage fleet. This constrains renewal exposure, not realized annual purchasing or a verified global replacement deadline.

   · Evidence informing base-year allocation inputs; displayed values and growth are calculated: Reports a TSA checked-baggage fleet of xx.xx EDS, including xx.xx at end-of-life, and assigns purchase, installation and maintenance responsibilities to TSA. Supports agency fleet calibration and renewal pressure, not the assumed forecast uplift.

   · Evidence informing forecast-year allocation inputs; displayed values and growth are calculated: Reports a TSA checked-baggage fleet of xx.xx EDS, including xx.xx at end-of-life, and assigns purchase, installation and maintenance responsibilities to TSA. Supports agency fleet calibration and renewal pressure, not the assumed forecast uplift.

   · Evidence informing forecast-year allocation inputs; displayed values and growth are calculated: The report identifies xx.xx end-of-life EDS within a xx.xx-unit U.S. checked-baggage fleet, citing the FY2024 capital plan. The derived xx.xx% backlog constrains the aging-fleet premise, but is neither an annual turnover rate nor a funded global replacement forecast.

2. GAO-24-106573 - DHS Annual Assessment: Most Programs Are Meeting Current Goals, but Some Continue to Face Cost and Schedule Challenges

- Evidence informing the 2026 market-value input; displayed series and growth include calculations: Reports plans for xx.xx checkpoint systems and xx.xx increment-one deployments by September 2023; supports an incomplete replacement cycle rather than universal CT adoption. ([gao.gov](https://www.gao.gov/assets/gao-xx.xx-xx.xx.pdf))
- Evidence informing base-year allocation inputs; displayed values and growth are calculated: Reports xx.xx AT/CT, xx.xx base, xx.xx mid-size and xx.xx full-size deployments by September 2023; supplies configuration proxies and an incomplete-renewal constraint, not contractual architecture shares. ([gao.gov](https://www.gao.gov/assets/gao-xx.xx-xx.xx.pdf))
- Evidence informing forecast-year allocation inputs; displayed values and growth are calculated: Reports xx.xx AT/CT, xx.xx base, xx.xx mid-size and xx.xx full-size deployments by September 2023; supplies configuration proxies and an incomplete-renewal constraint, not contractual architecture shares. ([gao.gov](https://www.gao.gov/assets/gao-xx.xx-xx.xx.pdf))
- Evidence informing base-year allocation inputs; displayed values and growth are calculated: The deployed configuration mix underlies the xx.xx/xx.xx newer-cohort and xx.xx/xx.xx older-cohort proxy calculations; global and contractual attribution remain modeled. ([gao.gov](https://www.gao.gov/assets/gao-xx.xx-xx.xx.pdf))
- Evidence informing forecast-year allocation inputs; displayed values and growth are calculated: The deployed configuration mix underlies the xx.xx/xx.xx newer-cohort and xx.xx/xx.xx older-cohort proxy calculations; global and contractual attribution remain modeled. ([gao.gov](https://www.gao.gov/assets/gao-xx.xx-xx.xx.pdf))
- Evidence informing base-year allocation inputs; displayed values and growth are calculated: The assessment records xx.xx checkpoint systems deployed by September 2023 against an eventual xx.xx-system program. This supports an incomplete replacement cycle and qualifies any assumption of universal CT adoption.
- Evidence informing forecast-year allocation inputs; displayed values and growth are calculated: The assessment records xx.xx checkpoint systems deployed by September 2023 against an eventual xx.xx-system program. This supports an incomplete replacement cycle and qualifies any assumption of universal CT adoption.
- Evidence informing base-year allocation inputs; displayed values and growth are calculated: Reports a September 2023 U.S. CT cohort containing xx.xx AT/CT and xx.xx base systems, providing counterevidence to assigning all CT activity automatically to integrated lanes.
- Evidence informing forecast-year allocation inputs; displayed values and growth are calculated: Reports a September 2023 U.S. CT cohort containing xx.xx AT/CT and xx.xx base systems, providing counterevidence to assigning all CT activity automatically to integrated lanes.
- Evidence informing base-year allocation inputs; displayed values and growth are calculated: Reports xx.xx mid-size and xx.xx full-size systems within xx.xx deployed CT systems; supports differentiated configuration assumptions rather than treating technology adoption as an integration-share observation.
- Evidence informing forecast-year allocation inputs; displayed values and growth are calculated: Reports xx.xx mid-size and xx.xx full-size systems within xx.xx deployed CT systems; supports differentiated configuration assumptions rather than treating technology adoption as an integration-share observation.
- Evidence informing base-year allocation inputs; displayed values and growth are calculated: The 2024 assessment records xx.xx checkpoint deployments as of September 2023 against xx.xx planned systems replacing aging equipment. It supports staged renewal, but does not establish current deployment completion or the modeled 2032 share.
- Evidence informing forecast-year allocation inputs; displayed values and growth are calculated: The 2024 assessment records xx.xx checkpoint deployments as of September 2023 against xx.xx planned systems replacing aging equipment. It supports staged renewal, but does not establish current deployment completion or the modeled 2032 share.
- Evidence informing forecast-year allocation inputs; displayed values and growth are calculated: The program separately anticipates enhancements to fielded systems, supporting a retained-equipment commercial pathway without supplying an attributable upgrade-revenue split.

3. Global Airport Passenger Traffic Reaches Record 9.8 Billion in 2025, Airports Council International World reports

   · Evidence informing the 2026 market-value input; displayed series and growth include calculations: Reports cooling passenger-growth momentum in 2026, supporting moderation of traffic-driven equipment expansion despite continuing replacement demand.
   ([aci.aero](https://aci.aero/2026/xx.xx/xx.xx/global-airport-passenger-traffic-reaches-record-xx.xx-xx.xx-billion-in-2025-airports-council-international-world-reports/))

4. Smiths Group PLC - Full Year Results for the 12 Months Ended 31 July 2025

- Evidence informing the 2024 market-value input; displayed series and growth include calculations: Discloses aviation original-equipment revenue of xx.xx and aftermarket revenue of xx.xx for FY2024; supplies historical cycle proxies. ([www-live.smiths.com](https://www-live.smiths.com/media/snqpxwkd/smiths-group-plc-annual-results-2025-press-release.pdf))
- Evidence informing the 2027 market-value input; displayed series and growth include calculations: Reports approximately xx.xx cumulative CTiX sales and continuing aviation upgrade demand; supports replacement activity, not an observed global forecast. ([www-live.smiths.com](https://www-live.smiths.com/media/snqpxwkd/smiths-group-plc-annual-results-2025-press-release.pdf))
- Evidence informing base-year allocation inputs; displayed values and growth are calculated: FY2025 aviation original-equipment revenue of GBP xx.xx provides an independent equipment-activity scale check, not a global category share. ([www-live.smiths.com](https://www-live.smiths.com/media/snqpxwkd/smiths-group-plc-annual-results-2025-press-release.pdf))
- Evidence informing forecast-year allocation inputs; displayed values and growth are calculated: FY2025 aviation original-equipment revenue of GBP xx.xx provides an independent equipment-activity scale check, not a global category share. ([www-live.smiths.com](https://www-live.smiths.com/media/snqpxwkd/smiths-group-plc-annual-results-2025-press-release.pdf))
- Evidence informing base-year allocation inputs; displayed values and growth are calculated: Approximately xx.xx cumulative CTiX sales corroborate commercial imaging activity and replacement demand; they do not measure annual global sales. ([www-live.smiths.com](https://www-live.smiths.com/media/snqpxwkd/smiths-group-plc-annual-results-2025-press-release.pdf))
- Evidence informing forecast-year allocation inputs; displayed values and growth are calculated: Approximately xx.xx cumulative CTiX sales corroborate commercial imaging activity and replacement demand; they do not measure annual global sales. ([www-live.smiths.com](https://www-live.smiths.com/media/snqpxwkd/smiths-group-plc-annual-results-2025-press-release.pdf))
- Evidence informing base-year allocation inputs; displayed values and growth are calculated: GBP xx.xx aviation aftermarket revenue supports lifecycle materiality while qualifying transfer of one supplier's mix to the global service allocation. ([www-live.smiths.com](https://www-live.smiths.com/media/snqpxwkd/smiths-group-plc-annual-results-2025-press-release.pdf))
- Evidence informing forecast-year allocation inputs; displayed values and growth are calculated: GBP xx.xx aviation aftermarket revenue supports lifecycle materiality while qualifying transfer of one supplier's mix to the global service allocation. ([www-live.smiths.com](https://www-live.smiths.com/media/snqpxwkd/smiths-group-plc-annual-results-2025-press-release.pdf))
- Evidence informing base-year allocation inputs; displayed values and growth are calculated: Reports approximately xx.xx cumulative CTiX sales and continuing aviation upgrade demand; cumulative sales constrain commercial scale but are not annual global shipments. ([www-live.smiths.com](https://www-live.smiths.com/media/snqpxwkd/smiths-group-plc-annual-results-2025-press-release.pdf))
- Evidence informing forecast-year allocation inputs; displayed values and growth are calculated: Reports approximately xx.xx cumulative CTiX sales and continuing aviation upgrade demand; cumulative sales constrain commercial scale but are not annual global shipments. ([www-live.smiths.com](https://www-live.smiths.com/media/snqpxwkd/smiths-group-plc-annual-results-2025-press-release.pdf))
- Evidence informing base-year allocation inputs; displayed values and growth are calculated: Reports four operating XDi units as of July 2025 and pending regulatory certification, constraining the small XRD cohort and qualifying aggressive commercialization assumptions.
- Evidence informing forecast-year allocation inputs; displayed values and growth are calculated: Reports four operating XDi units as of July 2025 and pending regulatory certification, constraining the small XRD cohort and qualifying aggressive commercialization assumptions.
- Evidence informing forecast-year allocation inputs; displayed values and growth are calculated: Reported checkpoint modernization provides a commercial reason to model substitution from discrete legacy offerings; the filing does not disclose standalone configuration revenue.
- Evidence informing forecast-year allocation inputs; displayed values and growth are calculated: FY2025

5. Smiths Group PLC - Annual Report & Accounts FY2023
   - Evidence informing the 2022 market-value input; displayed series and growth include calculations: Reports FY2022 aviation original-equipment revenue of xx.xx, used as a dimensionless historical capital-cycle proxy. ([www-live.smiths.com](https://www-live.smiths.com/media/phjp1j44/smiths-annual-report-2023.pdf))
   - Evidence informing the 2023 market-value input; displayed series and growth include calculations: Reports FY2023 aviation original-equipment revenue of xx.xx and aftermarket revenue of xx.xx; supports the modeled recovery direction. ([www-live.smiths.com](https://www-live.smiths.com/media/phjp1j44/smiths-annual-report-2023.pdf))
6. Smiths Group PLC - Annual Report FY2022
   - Evidence informing the 2021 market-value input; displayed series and growth include calculations: Reports FY2021 aviation revenue of xx.xx, providing a historical purchasing-cycle reference rather than a global observation. ([www-live.smiths.com](https://www-live.smiths.com/media/xjvdpblr/smiths-annual-report-2022-report.pdf))
   - Evidence informing the 2022 market-value input; displayed series and growth include calculations: Reports FY2022 aviation revenue of xx.xx and continued weakness in aviation original equipment; supports a delayed capital-spending trough. ([www-live.smiths.com](https://www-live.smiths.com/media/xjvdpblr/smiths-annual-report-2022-report.pdf))
7. Smiths Group PLC - Annual Results for the Year Ended 31 July 2019
   - Evidence informing the 2018 market-value input; displayed series and growth include calculations: Reports FY2018 aviation revenue of xx.xx, supplying the historical comparison underlying the backcast. ([smiths.com](https://www.smiths.com/media/u4wla1bw/smiths-group-plc-annual-results-2019-press-release.pdf))
   - Evidence informing the 2019 market-value input; displayed series and growth include calculations: Reports FY2019 aviation revenue of xx.xx and customer delivery deferrals, qualifying a traffic-only growth model. ([smiths.com](https://www.smiths.com/media/u4wla1bw/smiths-group-plc-annual-results-2019-press-release.pdf))
   - Evidence informing the 2020 market-value input; displayed series and growth include calculations: Identifies deliveries deferred into FY2020; supports the possibility of backlog-supported spending despite a contemporaneous traffic shock, not the exact modeled growth rate. ([smiths.com](https://www.smiths.com/media/u4wla1bw/smiths-group-plc-annual-results-2019-press-release.pdf))
8. ACI World - The High-Wire Balancing Act: Global Air Transport Demand in 2018 and 2019
   - Evidence informing the 2017 market-value input; displayed series and growth include calculations: Reports xx.xx airport passengers and xx.xx% growth in 2018; the growth observation informs the 2017 backcast bridge. ([blog.aci.aero](https://blog.aci.aero/airport-economics/the-high-wire-balancing-act-global-air-transport-demand-in-2018-and-2019/))
   - Evidence informing the 2018 market-value input; displayed series and growth include calculations: Provides the observed 2018 traffic-growth reference, not an equipment-market growth observation. ([blog.aci.aero](https://blog.aci.aero/airport-economics/the-high-wire-balancing-act-global-air-transport-demand-in-2018-and-2019/))
9. ICAO A42-WP/556 - State of the Industry and Outlook for Airport Traffic, Presented by ACI
   - Evidence informing the 2020 market-value input; displayed series and growth include calculations: Records the collapse from xx.xx airport passengers in 2019 to xx.xx in 2020; constrains the shock and funding-risk interpretation. ([icao.int](https://www.icao.int/sites/default/files/Meetings/a42/Documents/WP/wp_556_en.pdf))
   - Evidence informing the 2021 market-value input; displayed series and growth include calculations: Reports xx.xx airport passengers in 2021, supporting a prolonged funding and activity shock. ([icao.int](https://www.icao.int/sites/default/files/Meetings/a42/Documents/WP/wp_556_en.pdf))
   - Evidence informing the 2023 market-value input; displayed series and growth include calculations: Reports xx.xx airport passengers in 2023; traffic recovery is distinguished from equipment purchasing. ([icao.int](https://www.icao.int/sites/default/files/Meetings/a42/Documents/WP/wp_556_en.pdf))
   - Evidence informing the 2024 market-value input; displayed series and growth include calculations: Reports xx.xx airport passengers in 2024, providing a demand recovery cross-check. ([icao.int](https://www.icao.int/sites/default/files/Meetings/a42/Documents/WP/wp_556_en.pdf))

10. Port of Seattle - Baggage Handling System Optimization
    - Evidence informing the 2029 market-value input; displayed series and growth include calculations: Seattle plans to consolidate six baggage-screening systems, increase supported passenger capacity, and reduce screening-machine demand. Supports integration spending without one-for-one detector growth. ([portseattle.org](https://www.portseattle.org/projects/baggage-handling-system-optimization))
    - Evidence informing the 2032 market-value input; displayed series and growth include calculations: The consolidation example constrains equipment-volume assumptions; its whole baggage-handling project value is excluded from market sizing. ([portseattle.org](https://www.portseattle.org/projects/baggage-handling-system-optimization))
    - Evidence informing the 2040 market-value input; displayed series and growth include calculations: Provides a commercial counterexample to extrapolating passenger growth directly into machine counts throughout the long-range forecast. ([portseattle.org](https://www.portseattle.org/projects/baggage-handling-system-optimization))
    - Evidence informing forecast-year allocation inputs; displayed values and growth are calculated: Consolidation of six systems with reduced machine demand qualifies a traffic-to-detector-volume forecast. ([portseattle.org](https://www.portseattle.org/projects/baggage-handling-system-optimization))
    - Evidence informing forecast-year allocation inputs; displayed values and growth are calculated: The consolidation project supports integration-driven conveyor demand, but its whole-project value is excluded. ([portseattle.org](https://www.portseattle.org/projects/baggage-handling-system-optimization))
    - Evidence informing forecast-year allocation inputs; displayed values and growth are calculated: Brownfield consolidation supports the integration-demand premise, not the forecast's exact service growth factor. ([portseattle.org](https://www.portseattle.org/projects/baggage-handling-system-optimization))
    - Evidence informing forecast-year allocation inputs; displayed values and growth are calculated: The airport replaces six separate screening systems with centralized screening and expects reduced screening-machine demand while expanding capacity. This supplies a counterforce to volume-only checked-baggage forecasting.
    - Evidence informing base-year allocation inputs; displayed values and growth are calculated: Seattle is consolidating six screening systems, expects reduced screening-machine demand and schedules final-phase completion in 2029. Supports integration demand while constraining detector-volume growth; the whole-project budget is excluded.
    - Evidence informing forecast-year allocation inputs; displayed values and growth are calculated: Seattle is consolidating six screening systems, expects reduced screening-machine demand and schedules final-phase completion in 2029. Supports integration demand while constraining detector-volume growth; the whole-project budget is excluded.
    - Evidence informing forecast-year allocation inputs; displayed values and growth are calculated: Seattle's project combines increased screening capacity with consolidation from six screening systems and reduced screening-machine demand. This constrains the forecast assumption that capacity growth requires proportional equipment additions.
    - Evidence informing forecast-year allocation inputs; displayed values and growth are calculated: Replacement and capacity objectives coexist within the project. Its wider baggage-handling budget is not treated as screening-equipment revenue or assigned additively to multiple purposes.
11. Smiths Group PLC - Half Year Results for the Six Months Ended 31 January 2026
    - Evidence informing the 2026 market-value input; displayed series and growth include calculations: Reports xx.xx% organic growth for Smiths Detection in HY2026, with aviation checkpoint upgrades contributing. Supports a positive 2026 nowcast, not a directly observed global growth rate. ([www-live.smiths.com](https://www-live.smiths.com/media/villk35h/smiths-hy26-results-press-release.pdf))
12. Eurostat - Air passenger transport statistics, December 2025, Table 1: 2024 country traffic
    - Evidence informing base-year allocation inputs; displayed values and growth are calculated: Traffic primitive.
    - Evidence informing forecast-year allocation inputs; displayed values and growth are calculated: Traffic primitive.

13. ACI EUROPE - 2025 all about traffic resilience as Europe’s airports welcomed an additional 100 million passengers

- Evidence informing base-year allocation inputs; displayed values and growth are calculated: Annual growth input to the 2025 bridge.
- Evidence informing forecast-year allocation inputs; displayed values and growth are calculated: Annual growth input to the 2025 bridge.

14. CATSA 2025 Annual Report - Notes to the Financial Statements

- Evidence informing base-year allocation inputs; displayed values and growth are calculated: FY2024/xx.xx accounts disclose C$xx.xx maintenance/spares and C$xx.xx training/certification, supporting the service-budget calibration but not global baggage-only shares. ([catsa-acsta.gc.ca](https://www.catsa-acsta.gc.ca/en/publications/2025-annual-report/notes-financial-statements))
- Evidence informing forecast-year allocation inputs; displayed values and growth are calculated: FY2024/xx.xx accounts disclose C$xx.xx maintenance/spares and C$xx.xx training/certification, supporting the service-budget calibration but not global baggage-only shares. ([catsa-acsta.gc.ca](https://www.catsa-acsta.gc.ca/en/publications/2025-annual-report/notes-financial-statements))
- Evidence informing base-year allocation inputs; displayed values and growth are calculated: Maintenance and spare parts are combined in the accounts; the labor-versus-goods split therefore remains modeled. ([catsa-acsta.gc.ca](https://www.catsa-acsta.gc.ca/en/publications/2025-annual-report/notes-financial-statements))
- Evidence informing forecast-year allocation inputs; displayed values and growth are calculated: Maintenance and spare parts are combined in the accounts; the labor-versus-goods split therefore remains modeled. ([catsa-acsta.gc.ca](https://www.catsa-acsta.gc.ca/en/publications/2025-annual-report/notes-financial-statements))
- Evidence informing base-year allocation inputs; displayed values and growth are calculated: The C$xx.xx training/certification expense supplies the numerator of the adjusted training-to-capital proxy. ([catsa-acsta.gc.ca](https://www.catsa-acsta.gc.ca/en/publications/2025-annual-report/notes-financial-statements))
- Evidence informing forecast-year allocation inputs; displayed values and growth are calculated: The C$xx.xx training/certification expense supplies the numerator of the adjusted training-to-capital proxy. ([catsa-acsta.gc.ca](https://www.catsa-acsta.gc.ca/en/publications/2025-annual-report/notes-financial-statements))
- Evidence informing base-year allocation inputs; displayed values and growth are calculated: C$xx.xx trace/consumables is distinct from maintenance/spares and supplies the contrary consumables-intensity comparator, not a global observation. ([catsa-acsta.gc.ca](https://www.catsa-acsta.gc.ca/en/publications/2025-annual-report/notes-financial-statements))
- Evidence informing forecast-year allocation inputs; displayed values and growth are calculated: C$xx.xx trace/consumables is distinct from maintenance/spares and supplies the contrary consumables-intensity comparator, not a global observation. ([catsa-acsta.gc.ca](https://www.catsa-acsta.gc.ca/en/publications/2025-annual-report/notes-financial-statements))
- Evidence informing base-year allocation inputs; displayed values and growth are calculated: Separately reports C$xx.xx maintenance/spares, C$xx.xx trace/consumables and C$xx.xx training/certification, constraining attributable agency lifecycle expenditure.
- Evidence informing base-year allocation inputs; displayed values and growth are calculated: Separates screening-contractor payments from equipment support, preventing staffing expenditure from becoming equipment-market purchasing.
- Evidence informing forecast-year allocation inputs; displayed values and growth are calculated: Separately reports C$xx.xx maintenance/spares, C$xx.xx trace/consumables and C$xx.xx training/certification, constraining attributable agency lifecycle expenditure.
- Evidence informing forecast-year allocation inputs; displayed values and growth are calculated: Separates screening-contractor payments from equipment support, preventing staffing expenditure from becoming equipment-market purchasing.
- Evidence informing base-year allocation inputs; displayed values and growth are calculated: Audited expense disclosure reports C$xx.xx for maintenance and spare parts in the year ended March xx.xx 2025. It constrains support-spending materiality, not the amount attributable to an independent provider. ([catsa-acsta.gc.ca](https://www.catsa-acsta.gc.ca/en/publications/2025-annual-report/notes-financial-statements))

15. CATSA 2025 Annual Report - Management's Discussion and Analysis
    - Evidence informing base-year allocation inputs; displayed values and growth are calculated: EDS capital expenditure of C$xx.xx includes equipment and installation/integration and supplies the training-calibration denominator, subject to baggage attribution. ([catsa-acsta.gc.ca](https://www.catsa-acsta.gc.ca/en/publications/2025-annual-report/management-discussion-and-analysis))
    - Evidence informing forecast-year allocation inputs; displayed values and growth are calculated: EDS capital expenditure of C$xx.xx includes equipment and installation/integration and supplies the training-calibration denominator, subject to baggage attribution. ([catsa-acsta.gc.ca](https://www.catsa-acsta.gc.ca/en/publications/2025-annual-report/management-discussion-and-analysis))
    - Evidence informing base-year allocation inputs; displayed values and growth are calculated: The capital definition includes associated installation and integration, supporting the distinction between deployment services and equipment value. ([catsa-acsta.gc.ca](https://www.catsa-acsta.gc.ca/en/publications/2025-annual-report/management-discussion-and-analysis))
    - Evidence informing forecast-year allocation inputs; displayed values and growth are calculated: The capital definition includes associated installation and integration, supporting the distinction between deployment services and equipment value. ([catsa-acsta.gc.ca](https://www.catsa-acsta.gc.ca/en/publications/2025-annual-report/management-discussion-and-analysis))
    - Evidence informing forecast-year allocation inputs; displayed values and growth are calculated: Actual spending, original budget and reprofile amounts constrain the forecast's purchasing-execution interpretation; they are not a global growth rate. ([catsa-acsta.gc.ca](https://www.catsa-acsta.gc.ca/en/publications/2025-annual-report/management-discussion-and-analysis))
    - Evidence informing base-year allocation inputs; displayed values and growth are calculated: FY2024/xx.xx pre-board capital appropriations used were C$xx.xx. This supplies the Canadian purchasing comparison and a component of the non-passenger-to-cabin activity proxy, not a global share.
    - Evidence informing forecast-year allocation inputs; displayed values and growth are calculated: FY2024/xx.xx pre-board capital appropriations used were C$xx.xx. This supplies the Canadian purchasing comparison and a component of the non-passenger-to-cabin activity proxy, not a global share.
    - Evidence informing base-year allocation inputs; displayed values and growth are calculated: FY2024/xx.xx hold-baggage capital appropriations used were C$xx.xx; this constrains the independent application-capital comparison.
    - Evidence informing base-year allocation inputs; displayed values and growth are calculated: FY2024/xx.xx non-passenger capital appropriations used were C$xx.xx, below the original C$xx.xx budget. Actual purchasing informs the proxy and qualifies automatic announcement-to-revenue conversion.
    - Evidence informing forecast-year allocation inputs; displayed values and growth are calculated: FY2024/xx.xx non-passenger capital appropriations used were C$xx.xx, below the original C$xx.xx budget. Actual purchasing informs the proxy and qualifies automatic announcement-to-revenue conversion.
    - Evidence informing base-year allocation inputs; displayed values and growth are calculated: Reports C$xx.xx EDS capital expenditure for FY2024/xx.xx and identifies both baggage equipment and full-body scanners in the capital scope, requiring a baggage-attribution adjustment.
    - Evidence informing forecast-year allocation inputs; displayed values and growth are calculated: Reports C$xx.xx EDS capital expenditure for FY2024/xx.xx and identifies both baggage equipment and full-body scanners in the capital scope, requiring a baggage-attribution adjustment.
    - Evidence informing forecast-year allocation inputs; displayed values and growth are calculated: EDS outturn was C$xx.xx versus an original C$xx.xx plan and revised C$xx.xx budget. Reprofiling constrains assumed award conversion and deployment timing; it does not measure procurement-channel mix. ([catsa-acsta.gc.ca](https://www.catsa-acsta.gc.ca/en/publications/2025-annual-report/management-discussion-and-analysis))
    - Evidence informing base-year allocation inputs; displayed values and growth are calculated: The actual capital-project list identifies hold-baggage capacity expansion at Montréal-Trudeau, supporting the expansion classification, not its modeled global revenue weight.
    - Evidence informing forecast-year allocation inputs; displayed values and growth are calculated: The actual capital-project list identifies hold-baggage capacity expansion at Montréal-Trudeau, supporting the expansion classification, not its modeled global revenue weight.
    - Evidence informing base-year allocation inputs; displayed values and growth are calculated: The actual project list includes checkpoint CT deployment and hold-baggage oversize-equipment lifecycle management, supporting renewal activity without disclosing its purpose-specific spending.
    - Evidence informing forecast-year allocation inputs; displayed values and growth are calculated: The actual project list includes checkpoint CT deployment and hold-baggage oversize-equipment lifecycle management,

16. Aviation security screening approved equipment list
    - Evidence informing base-year allocation inputs; displayed values and growth are calculated: Baggage EDS/EDSCB and conventional X-ray classes support the inspection-system boundary, not sales weights. ([gov.uk](https://www.gov.uk/government/collections/aviation-security-screening-approved-equipment-list))
    - Evidence informing forecast-year allocation inputs; displayed values and growth are calculated: Baggage EDS/EDSCB and conventional X-ray classes support the inspection-system boundary, not sales weights. ([gov.uk](https://www.gov.uk/government/collections/aviation-security-screening-approved-equipment-list))
    - Evidence informing base-year allocation inputs; displayed values and growth are calculated: Liquid detectors are a distinct cabin-baggage category; the complete bulk-material extension remains modeled within the captured boundary. ([gov.uk](https://www.gov.uk/government/collections/aviation-security-screening-approved-equipment-list))
    - Evidence informing forecast-year allocation inputs; displayed values and growth are calculated: Liquid detectors are a distinct cabin-baggage category; the complete bulk-material extension remains modeled within the captured boundary. ([gov.uk](https://www.gov.uk/government/collections/aviation-security-screening-approved-equipment-list))
    - Evidence informing base-year allocation inputs; displayed values and growth are calculated: ETD serves baggage and other applications, requiring explicit baggage attribution rather than allocating all detector sales here. ([gov.uk](https://www.gov.uk/government/collections/aviation-security-screening-approved-equipment-list))
    - Evidence informing forecast-year allocation inputs; displayed values and growth are calculated: ETD serves baggage and other applications, requiring explicit baggage attribution rather than allocating all detector sales here. ([gov.uk](https://www.gov.uk/government/collections/aviation-security-screening-approved-equipment-list))
    - Evidence informing base-year allocation inputs; displayed values and growth are calculated: Dedicated ETD consumables are separately recognized, supporting goods classification without establishing spending or unrestricted interchangeability. ([gov.uk](https://www.gov.uk/government/collections/aviation-security-screening-approved-equipment-list))
    - Evidence informing forecast-year allocation inputs; displayed values and growth are calculated: Dedicated ETD consumables are separately recognized, supporting goods classification without establishing spending or unrestricted interchangeability. ([gov.uk](https://www.gov.uk/government/collections/aviation-security-screening-approved-equipment-list))
17. Quantifying the Impacts of Delayed Maintenance of Airport Assets: A Guide - Chapter 6, Baggage Handling Systems
    - Evidence informing base-year allocation inputs; displayed values and growth are calculated: The baggage-handling cost study uses a modeled xx.xx% labor share, adopted only as an adjacent support-cost proxy. ([nationalacademies.org](https://www.nationalacademies.org/read/xx.xx/chapter/xx.xx))
    - Evidence informing forecast-year allocation inputs; displayed values and growth are calculated: The baggage-handling cost study uses a modeled xx.xx% labor share, adopted only as an adjacent support-cost proxy. ([nationalacademies.org](https://www.nationalacademies.org/read/xx.xx/chapter/xx.xx))
    - Evidence informing base-year allocation inputs; displayed values and growth are calculated: Its corresponding modeled xx.xx% parts share calibrates the labor/goods separation; it is not an observed screening-equipment ratio. ([nationalacademies.org](https://www.nationalacademies.org/read/xx.xx/chapter/xx.xx))
    - Evidence informing forecast-year allocation inputs; displayed values and growth are calculated: Its corresponding modeled xx.xx% parts share calibrates the labor/goods separation; it is not an observed screening-equipment ratio. ([nationalacademies.org](https://www.nationalacademies.org/read/xx.xx/chapter/xx.xx))

18. Procurement of Next Generation Security Checkpoint Equipment - Contract Award Notice

- Evidence informing base-year allocation inputs; displayed values and growth are calculated: The seven-system award includes automated tray return, demonstrating bundled purchasing but no separately priced hardware allocation. ([sell2wales.gov.wales](https://www.sell2wales.gov.wales/search/show/search_view.aspx?ID=NOV417275))
- Evidence informing forecast-year allocation inputs; displayed values and growth are calculated: The seven-system award includes automated tray return, demonstrating bundled purchasing but no separately priced hardware allocation. ([sell2wales.gov.wales](https://www.sell2wales.gov.wales/search/show/search_view.aspx?ID=NOV417275))
- Evidence informing base-year allocation inputs; displayed values and growth are calculated: The integrated CT/tray-return scope constrains the automation interface boundary; it does not value general airport conveyors. ([sell2wales.gov.wales](https://www.sell2wales.gov.wales/search/show/search_view.aspx?ID=NOV417275))
- Evidence informing forecast-year allocation inputs; displayed values and growth are calculated: The integrated CT/tray-return scope constrains the automation interface boundary; it does not value general airport conveyors. ([sell2wales.gov.wales](https://www.sell2wales.gov.wales/search/show/search_view.aspx?ID=NOV417275))
- Evidence informing base-year allocation inputs; displayed values and growth are calculated: Central image processing is an explicit purchased function, without a separately disclosed license price. ([sell2wales.gov.wales](https://www.sell2wales.gov.wales/search/show/search_view.aspx?ID=NOV417275))
- Evidence informing forecast-year allocation inputs; displayed values and growth are calculated: Central image processing is an explicit purchased function, without a separately disclosed license price. ([sell2wales.gov.wales](https://www.sell2wales.gov.wales/search/show/search_view.aspx?ID=NOV417275))
- Evidence informing base-year allocation inputs; displayed values and growth are calculated: Supply, installation and commissioning are included deliverables, supporting deployment-service attribution without establishing its percentage. ([sell2wales.gov.wales](https://www.sell2wales.gov.wales/search/show/search_view.aspx?ID=NOV417275))
- Evidence informing forecast-year allocation inputs; displayed values and growth are calculated: Supply, installation and commissioning are included deliverables, supporting deployment-service attribution without establishing its percentage. ([sell2wales.gov.wales](https://www.sell2wales.gov.wales/search/show/search_view.aspx?ID=NOV417275))
- Evidence informing base-year allocation inputs; displayed values and growth are calculated: The October xx.xx 2022 award covers seven systems combining cabin CT, tray return, image processing and deployment responsibilities. It supports integrated purchased scope, not completed delivery or a global sales weight.
- Evidence informing forecast-year allocation inputs; displayed values and growth are calculated: The October xx.xx 2022 award covers seven systems combining cabin CT, tray return, image processing and deployment responsibilities. It supports integrated purchased scope, not completed delivery or a global sales weight.
- Evidence informing base-year allocation inputs; displayed values and growth are calculated: The integrated Newcastle procurement reports a GBP xx.xx-xx.xx offer range but no physical review-room location; its value cannot be assigned automatically to local review. ([sell2wales.gov.wales](https://www.sell2wales.gov.wales/search/show/search_view.aspx?ID=NOV417275))
- Evidence informing forecast-year allocation inputs; displayed values and growth are calculated: The integrated Newcastle procurement reports a GBP xx.xx-xx.xx offer range but no physical review-room location; its value cannot be assigned automatically to local review. ([sell2wales.gov.wales](https://www.sell2wales.gov.wales/search/show/search_view.aspx?ID=NOV417275))
- Evidence informing base-year allocation inputs; displayed values and growth are calculated: Central image processing is included, but a separate on-site room is not specified; constrains classification rather than supplying a remote-review sales weight. ([sell2wales.gov.wales](https://www.sell2wales.gov.wales/search/show/search_view.aspx?ID=NOV417275))
- Evidence informing forecast-year allocation inputs; displayed values and growth are calculated: Central image processing is included, but a separate on-site room is not specified; constrains classification rather than supplying a remote-review sales weight. ([sell2wales.gov.wales](https://www.sell2wales.gov.wales/search/show/search_view.aspx?ID=NOV417275))
- Evidence informing base-year allocation inputs; displayed values and growth are calculated: The bundled award does not identify a mixed-location package or its attributable price, preventing automatic hybrid classification. ([sell2wales.gov.wales](https://www.sell2wales.gov.wales/search/show/search_view.aspx?ID=NOV417275))
- Evidence informing forecast-year allocation inputs; displayed values and growth are calculated: The bundled award does not identify a mixed-location package or its attributable price, preventing automatic hybrid classification.

19. AI for Monitoring Aviation Security: Fraport and German Federal Police Start Regular Operation of APIDS
    - Evidence informing forecast-year allocation inputs; displayed values and growth are calculated: January xx.xx 2026 APIDS deployment demonstrates additional software adoption, without establishing separate revenue. ([fraport.com](https://www.fraport.com/en/newsroom/press-releases/2026/q1/ai-for-monitoring-aviation-security.html))
    - Evidence informing forecast-year allocation inputs; displayed values and growth are calculated: Deployment on more than xx.xx CT scanners is the independent quantitative rollout test; it does not validate the modeled license-growth factor. ([fraport.com](https://www.fraport.com/en/newsroom/press-releases/2026/q1/ai-for-monitoring-aviation-security.html))
    - Evidence informing forecast-year allocation inputs; displayed values and growth are calculated: On January xx.xx 2026, Fraport announced regular APIDS software operation on more than xx.xx existing Smiths CT scanners. This independently supports retained-system enhancement at one buyer, not global penetration or realized license revenue.
20. Smiths Detection - Digital Innovation
    - Evidence informing base-year allocation inputs; displayed values and growth are calculated: The supplier identifies detection applications as a commercial function; separate fee allocation remains assumed. ([smithsdetection.com](https://www.smithsdetection.com/digital-innovation/))
    - Evidence informing forecast-year allocation inputs; displayed values and growth are calculated: The supplier identifies detection applications as a commercial function; separate fee allocation remains assumed. ([smithsdetection.com](https://www.smithsdetection.com/digital-innovation/))
    - Evidence informing base-year allocation inputs; displayed values and growth are calculated: Centralized screening supports the image-review function, not an observed software revenue weight. ([smithsdetection.com](https://www.smithsdetection.com/digital-innovation/))
    - Evidence informing forecast-year allocation inputs; displayed values and growth are calculated: Centralized screening supports the image-review function, not an observed software revenue weight. ([smithsdetection.com](https://www.smithsdetection.com/digital-innovation/))
    - Evidence informing base-year allocation inputs; displayed values and growth are calculated: Connectivity, multi-vendor integration and equipment-health applications establish the fleet-management function without proving customer-specific rights or prices. ([smithsdetection.com](https://www.smithsdetection.com/digital-innovation/))
    - Evidence informing forecast-year allocation inputs; displayed values and growth are calculated: Connectivity, multi-vendor integration and equipment-health applications establish the fleet-management function without proving customer-specific rights or prices. ([smithsdetection.com](https://www.smithsdetection.com/digital-innovation/))
    - Evidence informing base-year allocation inputs; displayed values and growth are calculated: ELECTORA is offered for integrating multi-vendor devices, datasets and applications; establishes the vendor-platform category but discloses no category revenue or customer-specific substitution entitlement. ([smithsdetection.com](https://www.smithsdetection.com/digital-innovation/))
    - Evidence informing forecast-year allocation inputs; displayed values and growth are calculated: ELECTORA is offered for integrating multi-vendor devices, datasets and applications; establishes the vendor-platform category but discloses no category revenue or customer-specific substitution entitlement. ([smithsdetection.com](https://www.smithsdetection.com/digital-innovation/))
21. UK Civil Aviation Authority - Threat Image Projection (TIP)
    - Evidence informing base-year allocation inputs; displayed values and growth are calculated: TIP library approval and renewal obligations support continuing software commitments, not the modeled global fee or share. ([caa.co.uk](https://www.caa.co.uk/commercial-industry/security/training-and-human-factors/threat-image-projection/))
    - Evidence informing forecast-year allocation inputs; displayed values and growth are calculated: TIP library approval and renewal obligations support continuing software commitments, not the modeled global fee or share. ([caa.co.uk](https://www.caa.co.uk/commercial-industry/security/training-and-human-factors/threat-image-projection/))

22. Smiths Detection - Service

- Evidence informing base-year allocation inputs; displayed values and growth are calculated: Inclusive capital-equipment support covers labor and parts, requiring a single-count economic allocation across services and goods. ([smithsdetection.com](https://www.smithsdetection.com/service/))
- Evidence informing forecast-year allocation inputs; displayed values and growth are calculated: Inclusive capital-equipment support covers labor and parts, requiring a single-count economic allocation across services and goods. ([smithsdetection.com](https://www.smithsdetection.com/service/))
- Evidence informing base-year allocation inputs; displayed values and growth are calculated: Equipment-specific training and certification are commercial offerings distinct from routine screening staffing. ([smithsdetection.com](https://www.smithsdetection.com/service/))
- Evidence informing forecast-year allocation inputs; displayed values and growth are calculated: Equipment-specific training and certification are commercial offerings distinct from routine screening staffing. ([smithsdetection.com](https://www.smithsdetection.com/service/))
- Evidence informing base-year allocation inputs; displayed values and growth are calculated: The parts-support offering and inclusive contracts corroborate the goods boundary, but not the assumed xx.xx% allocation. ([smithsdetection.com](https://www.smithsdetection.com/service/))
- Evidence informing forecast-year allocation inputs; displayed values and growth are calculated: The parts-support offering and inclusive contracts corroborate the goods boundary, but not the assumed xx.xx% allocation. ([smithsdetection.com](https://www.smithsdetection.com/service/))
- Evidence informing base-year allocation inputs; displayed values and growth are calculated: Describes inclusive labor-and-parts contracts and manufacturer support, supporting nonduplicative lifecycle attribution to projection equipment, not a verified xx.xx% fee. ([smithsdetection.com](https://www.smithsdetection.com/service/))
- Evidence informing forecast-year allocation inputs; displayed values and growth are calculated: Describes inclusive labor-and-parts contracts and manufacturer support, supporting nonduplicative lifecycle attribution to projection equipment, not a verified xx.xx% fee. ([smithsdetection.com](https://www.smithsdetection.com/service/))
- Evidence informing base-year allocation inputs; displayed values and growth are calculated: Supports the existence of manufacturer lifecycle offerings; broad service-footprint counts are not used as CT revenue weights.
- Evidence informing forecast-year allocation inputs; displayed values and growth are calculated: Supports the existence of manufacturer lifecycle offerings; broad service-footprint counts are not used as CT revenue weights.
- Evidence informing base-year allocation inputs; displayed values and growth are calculated: Supports commercial maintenance, refurbishment and parts offerings for portable equipment without establishing baggage-specific service receipts.
- Evidence informing forecast-year allocation inputs; displayed values and growth are calculated: Supports commercial maintenance, refurbishment and parts offerings for portable equipment without establishing baggage-specific service receipts.
- Evidence informing base-year allocation inputs; displayed values and growth are calculated: The manufacturer markets direct on-site support and inclusive capital-equipment labor-and-parts contracts. This supports a continuing manufacturer-service alternative, without measuring a pricing premium. ([smithsdetection.com](https://www.smithsdetection.com/service/))
- Evidence informing forecast-year allocation inputs; displayed values and growth are calculated: The manufacturer markets direct on-site support and inclusive capital-equipment labor-and-parts contracts. This supports a continuing manufacturer-service alternative, without measuring a pricing premium. ([smithsdetection.com](https://www.smithsdetection.com/service/))
- Evidence informing base-year allocation inputs; displayed values and growth are calculated: Manufacturer-provided bundled support is a commercial alternative to separate technical-service procurement, limiting assumptions of unrestricted third-party substitution. ([smithsdetection.com](https://www.smithsdetection.com/service/))
- Evidence informing forecast-year allocation inputs; displayed values and growth are calculated: Manufacturer-provided bundled support is a commercial alternative to separate technical-service procurement, limiting assumptions of unrestricted third-party substitution. ([smithsdetection.com](https://www.smithsdetection.com/service/))

23. Hold baggage screening upgrade, Dublin and Cork Airports, Ireland

- Evidence informing base-year allocation inputs; displayed values and growth are calculated: Separate professional-service appointments cover project controls, design oversight and interface management; the broader construction budget is not used as screening-service revenue. ([neccontract.com](https://www.neccontract.com/projects/hold-baggage-screening-upgrade-dublin-and-cork-airports-ireland))
- Evidence informing forecast-year allocation inputs; displayed values and growth are calculated: Separate professional-service appointments cover project controls, design oversight and interface management; the broader construction budget is not used as screening-service revenue. ([neccontract.com](https://www.neccontract.com/projects/hold-baggage-screening-upgrade-dublin-and-cork-airports-ireland))
- Evidence informing base-year allocation inputs; displayed values and growth are calculated: Describes three upgraded hold-baggage systems delivered through separate construction, baggage-integration and advisory appointments, completed in March 2023. Supports integrated-system attribution without assuming a universal single-prime model.
- Evidence informing forecast-year allocation inputs; displayed values and growth are calculated: Describes three upgraded hold-baggage systems delivered through separate construction, baggage-integration and advisory appointments, completed in March 2023. Supports integrated-system attribution without assuming a universal single-prime model.

24. Corporate Plan 2025-26 to 2029-30 Summary - Financial Overview
    - Evidence informing base-year allocation inputs; displayed values and growth are calculated: CATSA distinguishes major-checkpoint CT replacement from single-view-to-multiview replacement elsewhere, supporting application-specific projection demand and forecast assumptions. It also discloses capital funding subject to reprofile approval. ([catsa-acsta.gc.ca](https://www.catsa-acsta.gc.ca/en/publications/corporate-plan-2025-xx.xx-2029-xx.xx/financial-overview))
    - Evidence informing forecast-year allocation inputs; displayed values and growth are calculated: CATSA distinguishes major-checkpoint CT replacement from single-view-to-multiview replacement elsewhere, supporting application-specific projection demand and forecast assumptions. It also discloses capital funding subject to reprofile approval. ([catsa-acsta.gc.ca](https://www.catsa-acsta.gc.ca/en/publications/corporate-plan-2025-xx.xx-2029-xx.xx/financial-overview))
    - Evidence informing base-year allocation inputs; displayed values and growth are calculated: Identifies single-view equipment as a replacement population, supporting the modeled displacement mechanism rather than an observed global share.
    - Evidence informing forecast-year allocation inputs; displayed values and growth are calculated: Identifies single-view equipment as a replacement population, supporting the modeled displacement mechanism rather than an observed global share.
    - Evidence informing base-year allocation inputs; displayed values and growth are calculated: Multiview remains a planned purchasing destination at non-passenger checkpoints and Class xx.xx airports, qualifying universal CT substitution.
    - Evidence informing forecast-year allocation inputs; displayed values and growth are calculated: Multiview remains a planned purchasing destination at non-passenger checkpoints and Class xx.xx airports, qualifying universal CT substitution.
    - Evidence informing base-year allocation inputs; displayed values and growth are calculated: CT replacement is a stated major-checkpoint investment priority, subject to funding and delivery risks; this supports direction, not the modeled global share.
    - Evidence informing forecast-year allocation inputs; displayed values and growth are calculated: CT replacement is a stated major-checkpoint investment priority, subject to funding and delivery risks; this supports direction, not the modeled global share.
    - Evidence informing base-year allocation inputs; displayed values and growth are calculated: The plan includes additional screening equipment and expansion of existing hold-baggage screening capacity. Its FY2025/xx.xx capital budget is C$xx.xx across mixed activities; plans are not recognized supplier revenue.
    - Evidence informing forecast-year allocation inputs; displayed values and growth are calculated: The plan includes additional screening equipment and expansion of existing hold-baggage screening capacity. Its FY2025/xx.xx capital budget is C$xx.xx across mixed activities; plans are not recognized supplier revenue.
    - Evidence informing base-year allocation inputs; displayed values and growth are calculated: The plan distinguishes replacement of checkpoint X-ray equipment with CT and asset lifecycle renewal from additional capacity. Funding, partner timing and reprofiling qualify forecast realization.
    - Evidence informing forecast-year allocation inputs; displayed values and growth are calculated: The plan distinguishes replacement of checkpoint X-ray equipment with CT and asset lifecycle renewal from additional capacity. Funding, partner timing and reprofiling qualify forecast realization.
25. ECAC CEP Public Equipment List - Explosive Detection Systems, Update 18 April 2025
    - Evidence informing base-year allocation inputs; displayed values and growth are calculated: The April xx.xx 2025 list retains XRD xx.xx supporting the legacy commercial-category premise but not the assumed installed cohort or sales volume. ([ecac-ceac.org](https://www.ecac-ceac.org/images/activities/security/ECAC-CEP-EDS-equipment_public_list_update_20250418.pdf))
    - Evidence informing forecast-year allocation inputs; displayed values and growth are calculated: The April xx.xx 2025 list retains XRD xx.xx supporting the legacy commercial-category premise but not the assumed installed cohort or sales volume. ([ecac-ceac.org](https://www.ecac-ceac.org/images/activities/security/ECAC-CEP-EDS-equipment_public_list_update_20250418.pdf))

26. Partners - HALO X-ray Technologies Ltd

· Evidence informing base-year allocation inputs; displayed values and growth are calculated: Named airport pilots and approximately USD xx.xx and USD xx.xx development programs establish commercialization activity and program scale, not realized annual XRD equipment revenue. ([haloxray.com](https://www.haloxray.com/partners))

· Evidence informing forecast-year allocation inputs; displayed values and growth are calculated: Named airport pilots and approximately USD xx.xx and USD xx.xx development programs establish commercialization activity and program scale, not realized annual XRD equipment revenue. ([haloxray.com](https://www.haloxray.com/partners))

27. Explosives Trace Detectors (ETDs): Market Survey Report, November 2021

· Evidence informing base-year allocation inputs; displayed values and growth are calculated: Historical IONSCAN xx.xx list-price configurations around USD xx.xx-xx.xx constrain the IMS price class; they do not establish 2025 purchasing volumes or realizations. ([dhs.gov](https://dhs.gov/sites/default/files/2021-xx.xx/SAVER_Explosives%20Trace%20Detectors%20MSR_08Nov2021_Final-xx.xx.pdf))

· Evidence informing forecast-year allocation inputs; displayed values and growth are calculated: Historical IONSCAN xx.xx list-price configurations around USD xx.xx-xx.xx constrain the IMS price class; they do not establish 2025 purchasing volumes or realizations. ([dhs.gov](https://dhs.gov/sites/default/files/2021-xx.xx/SAVER_Explosives%20Trace%20Detectors%20MSR_08Nov2021_Final-xx.xx.pdf))

· Evidence informing base-year allocation inputs; displayed values and growth are calculated: The Fido X4 historical USD xx.xx list-price benchmark supports the explicit nominal-price bridge; baggage attribution and unit mix remain modeled.

· Evidence informing forecast-year allocation inputs; displayed values and growth are calculated: The Fido X4 historical USD xx.xx list-price benchmark supports the explicit nominal-price bridge; baggage attribution and unit mix remain modeled.

28. Astrotech Corporation - Form 10-K for the Fiscal Year Ended June 30, 2025

· Evidence informing base-year allocation inputs; displayed values and growth are calculated: Discloses FY2025 product and service revenue, xx.xx deployment locations, and a six-unit USD xx.xx order. These provide a price comparator and supplier-scale check, not baggage-only revenue. ([sec.gov](https://www.sec.gov/Archives/edgar/data/xx.xx/xx.xx/astc20250630_10k.htm))

· Evidence informing forecast-year allocation inputs; displayed values and growth are calculated: Discloses FY2025 product and service revenue, xx.xx deployment locations, and a six-unit USD xx.xx order. These provide a price comparator and supplier-scale check, not baggage-only revenue. ([sec.gov](https://www.sec.gov/Archives/edgar/data/xx.xx/xx.xx/astc20250630_10k.htm))

29. Astrotech Corporation - Form 10-K for the Fiscal Year Ended June 30, 2026

· Evidence informing base-year allocation inputs; displayed values and growth are calculated: Reports eight TRACER units sold in FY2025 versus three in FY2026, identifies grant-related revenue within FY2025 product revenue, and describes a potential subsidiary sale. These constrain MS attribution and forecast optimism. ([sec.gov](https://www.sec.gov/Archives/edgar/data/xx.xx/xx.xx/astc20260630_10k.htm))

· Evidence informing forecast-year allocation inputs; displayed values and growth are calculated: Reports eight TRACER units sold in FY2025 versus three in FY2026, identifies grant-related revenue within FY2025 product revenue, and describes a potential subsidiary sale. These constrain MS attribution and forecast optimism. ([sec.gov](https://www.sec.gov/Archives/edgar/data/xx.xx/xx.xx/astc20260630_10k.htm))

30. Liquid Explosive Detector, Bottle Liquid Scanner, Insight - Agilent

· Evidence informing base-year allocation inputs; displayed values and growth are calculated: Identifies Raman-based airport resolution products and dated September 2025 launch and May 2026 contract announcements. Supports category continuity and adoption premises, not global unit or revenue shares. ([agilent.com](https://www.agilent.com/en/product/molecular-spectroscopy/raman-spectroscopy/raman-aviation-security-systems/insight-series-alarm-resolution-systems))

· Evidence informing forecast-year allocation inputs; displayed values and growth are calculated: Identifies Raman-based airport resolution products and dated September 2025 launch and May 2026 contract announcements. Supports category continuity and adoption premises, not global unit or revenue shares. ([agilent.com](https://www.agilent.com/en/product/molecular-spectroscopy/raman-spectroscopy/raman-aviation-security-systems/insight-series-alarm-resolution-systems))

31. Bottle Liquid Scanner for Sale from China - Securina

· Evidence informing base-year allocation inputs; displayed values and growth are calculated: Positions microwave-based liquid-screening products for airports and customs. Supports commercial classification only; prices, authorization and purchasing weights remain assumptions. ([securinadetection.com](https://www.securinadetection.com/Bottle-Liquid-Scanner-Manufacturer-China.html))

· Evidence informing forecast-year allocation inputs; displayed values and growth are calculated: Positions microwave-based liquid-screening products for airports and customs. Supports commercial classification only; prices, authorization and purchasing weights remain assumptions. ([securinadetection.com](https://www.securinadetection.com/Bottle-Liquid-Scanner-Manufacturer-China.html))

32. Quick, Accurate Threat-Detection Scanner for Liquid, Aerosol, and Gels Eases and Secures Air Travel Worldwide

· Evidence informing base-year allocation inputs; displayed values and growth are calculated: Identifies LS10 as a complete commercial liquid scanner combining RF and ultrasonic capabilities, supporting nonduplicative complete-product attribution. ([battelle.org](https://www.battelle.org/insights/case-studies/case-study-details/quick-accurate-threat-detection-scanner-for-liquid-aerosol-and-gels-eases-and-secures-air-travel-worldwide))

· Evidence informing forecast-year allocation inputs; displayed values and growth are calculated: Identifies LS10 as a complete commercial liquid scanner combining RF and ultrasonic capabilities, supporting nonduplicative complete-product attribution. ([battelle.org](https://www.battelle.org/insights/case-studies/case-study-details/quick-accurate-threat-detection-scanner-for-liquid-aerosol-and-gels-eases-and-secures-air-travel-worldwide))

33. ECAC CEP Public Equipment List - Liquid Explosive Detection Systems, Update 10 July 2025

· Evidence informing base-year allocation inputs; displayed values and growth are calculated: The July xx.xx 2025 list includes One Resonance Sensors MobiLab BLS. This supports retained listed status for a named product, not active supply, paid installed stock or observed receipts. ([ecac-ceac.org](https://www.ecac-ceac.org/images/activities/security/ECAC-CEP-LEDS%20equipment%20public%20list-update%xx.xx-xx.xx-rev1.pdf))

· Evidence informing forecast-year allocation inputs; displayed values and growth are calculated: The July xx.xx 2025 list includes One Resonance Sensors MobiLab BLS. This supports retained listed status for a named product, not active supply, paid installed stock or observed receipts. ([ecac-ceac.org](https://www.ecac-ceac.org/images/activities/security/ECAC-CEP-LEDS%20equipment%20public%20list-update%xx.xx-xx.xx-rev1.pdf))

34. MobiLab BLS Bottled Liquid Scanner Endorsed By European Civil Aviation Conference

· Evidence informing base-year allocation inputs; displayed values and growth are calculated: The company's May xx.xx 2014 announcement identifies MobiLab BLS as an NMR-based airport liquid scanner and states that orders were being accepted. Establishes historical commercial offering, not 2025 deliveries. ([prnewswire.com](https://www.prnewswire.com/news-releases/mobilab-bls-bottled-liquid-scanner-endorsed-by-european-civil-aviation-conference-xx.xx.html))

· Evidence informing forecast-year allocation inputs; displayed values and growth are calculated: The company's May xx.xx 2014 announcement identifies MobiLab BLS as an NMR-based airport liquid scanner and states that orders were being accepted. Establishes historical commercial offering, not 2025 deliveries. ([prnewswire.com](https://www.prnewswire.com/news-releases/mobilab-bls-bottled-liquid-scanner-endorsed-by-european-civil-aviation-conference-xx.xx.html))

35. SafePointe BLS Powered by ORS - Bottled Liquid Explosives Detection Solution

· Evidence informing base-year allocation inputs; displayed values and growth are calculated: The branded supplier brochure documents an ORS-powered bottled-liquid product channel. Its availability does not establish current orders or support continuity; it supports only the legacy-channel modeling premise. ([uploads-ssl.webflow.com](https://uploads-ssl.webflow.com/608330bcae48962bf6d7ff37/6149f80be6c30d34b5e3debe_BLS-Flyer-Compressed.pdf))

· Evidence informing forecast-year allocation inputs; displayed values and growth are calculated: The branded supplier brochure documents an ORS-powered bottled-liquid product channel. Its availability does not establish current orders or support continuity; it supports only the legacy-channel modeling premise. ([uploads-ssl.webflow.com](https://uploads-ssl.webflow.com/608330bcae48962bf6d7ff37/6149f80be6c30d34b5e3debe_BLS-Flyer-Compressed.pdf))

36. Florida Division of Corporations - One Resonance Sensors, LLC, Entity Detail

· Evidence informing base-year allocation inputs; displayed values and growth are calculated: The official registry records One Resonance Sensors, LLC as inactive following administrative dissolution on September xx.xx 2019. This counterevidence constrains continuity assumptions but does not prove zero surviving product support. ([search.sunbiz.org](https://search.sunbiz.org/Inquiry/CorporationSearch/SearchResultDetail?aggregateId=flal-l11000122986-c57f60b3-690d-4c87-836a-9aeb045075e8&directionType=CurrentList&inquirytype=EntityName&listNameOrder=ONERESONANCESENSORS+L110001229860&searchNameOrder=ONERESONANCESENSORS+L110001229860&searchTerm=ONE+RED+AMPERSAND+LLC))

· Evidence informing forecast-year allocation inputs; displayed values and growth are calculated: The official registry records One Resonance Sensors, LLC as inactive following administrative dissolution on September xx.xx 2019. This counterevidence constrains continuity assumptions but does not prove zero surviving product support. ([search.sunbiz.org](https://search.sunbiz.org/Inquiry/CorporationSearch/SearchResultDetail?aggregateId=flal-l11000122986-c57f60b3-690d-4c87-836a-9aeb045075e8&directionType=CurrentList&inquirytype=EntityName&listNameOrder=ONERESONANCESENSORS+L110001229860&searchNameOrder=ONERESONANCESENSORS+L110001229860&searchTerm=ONE+RED+AMPERSAND+LLC))

37. Explosive Detection - Teledyne FLIR Defense

· Evidence informing base-year allocation inputs; displayed values and growth are calculated: Lists offered Fido X-series products and service support, supporting commercial offering continuity only, not airport-specific eligibility or sales weights. ([flir.com](https://www.flir.com/threat-detection/explosives/))

· Evidence informing forecast-year allocation inputs; displayed values and growth are calculated: Lists offered Fido X-series products and service support, supporting commercial offering continuity only, not airport-specific eligibility or sales weights. ([flir.com](https://www.flir.com/threat-detection/explosives/))

38. Scintrex Trace E3500 Explosive Trace Detection Unit - SecurityPro USA

· Evidence informing base-year allocation inputs; displayed values and growth are calculated: The distributor offers E3500 chemiluminescence equipment and identifies customs/border applications. Supports a commercial category lead, not measured airport purchasing or the assumed price. ([securityprousa.com](https://www.securityprousa.com/collections/explosive-detection/products/scintrex-trace-e3500-explosive-trace-detection-unit))

· Evidence informing forecast-year allocation inputs; displayed values and growth are calculated: The distributor offers E3500 chemiluminescence equipment and identifies customs/border applications. Supports a commercial category lead, not measured airport purchasing or the assumed price. ([securityprousa.com](https://www.securityprousa.com/collections/explosive-detection/products/scintrex-trace-e3500-explosive-trace-detection-unit))

39. Portable Explosive Detector - Trace Detector EVD-3000+

- Evidence informing base-year allocation inputs; displayed values and growth are calculated: The distributor offers EVD-xx.xx+ thermo-redox equipment. Supports offered-product classification, not airport authorization, purchasing volume or the modeled realization. ([securityprousa.com](https://www.securityprousa.com/products/scintrex-trace-evd-xx.xx-portable-trace-detection-unit))
- Evidence informing forecast-year allocation inputs; displayed values and growth are calculated: The distributor offers EVD-xx.xx+ thermo-redox equipment. Supports offered-product classification, not airport authorization, purchasing volume or the modeled realization. ([securityprousa.com](https://www.securityprousa.com/products/scintrex-trace-evd-xx.xx-portable-trace-detection-unit))

40. CATSA's Purchase Order Terms and Conditions

- Evidence informing base-year allocation inputs; displayed values and growth are calculated: Contract terms constrain maintenance, parts and consumables escalation, qualifying unrestricted aftermarket pricing assumptions in the projection lifecycle model. ([catsa-acsta.gc.ca](https://www.catsa-acsta.gc.ca/en/publications/catsa-s-purchase-order-terms-and-conditions))
- Evidence informing forecast-year allocation inputs; displayed values and growth are calculated: Contract terms constrain maintenance, parts and consumables escalation, qualifying unrestricted aftermarket pricing assumptions in the projection lifecycle model. ([catsa-acsta.gc.ca](https://www.catsa-acsta.gc.ca/en/publications/catsa-s-purchase-order-terms-and-conditions))
- Evidence informing base-year allocation inputs; displayed values and growth are calculated: Contractual price limits constrain the pricing premise, but do not verify CT-specific global support receipts.
- Evidence informing forecast-year allocation inputs; displayed values and growth are calculated: Contractual price limits constrain the pricing premise, but do not verify CT-specific global support receipts.
- Evidence informing base-year allocation inputs; displayed values and growth are calculated: Maintenance and consumable escalation limits qualify the trace-platform pricing assumption rather than establishing the modeled IMS share.
- Evidence informing forecast-year allocation inputs; displayed values and growth are calculated: Maintenance and consumable escalation limits qualify the trace-platform pricing assumption rather than establishing the modeled IMS share.
- Evidence informing base-year allocation inputs; displayed values and growth are calculated: The pre-existing-software clause grants broad license rights without transferring ownership; proprietary ownership alone therefore cannot establish the Closed revenue numerator. ([catsa-acsta.gc.ca](https://www.catsa-acsta.gc.ca/en/publications/catsa-s-purchase-order-terms-and-conditions))
- Evidence informing forecast-year allocation inputs; displayed values and growth are calculated: The pre-existing-software clause grants broad license rights without transferring ownership; proprietary ownership alone therefore cannot establish the Closed revenue numerator. ([catsa-acsta.gc.ca](https://www.catsa-acsta.gc.ca/en/publications/catsa-s-purchase-order-terms-and-conditions))
- Evidence informing base-year allocation inputs; displayed values and growth are calculated: Software modification rights are not themselves proof of standards-based interfaces or independent component substitution; supports conservative classification. ([catsa-acsta.gc.ca](https://www.catsa-acsta.gc.ca/en/publications/catsa-s-purchase-order-terms-and-conditions))
- Evidence informing forecast-year allocation inputs; displayed values and growth are calculated: Software modification rights are not themselves proof of standards-based interfaces or independent component substitution; supports conservative classification. ([catsa-acsta.gc.ca](https://www.catsa-acsta.gc.ca/en/publications/catsa-s-purchase-order-terms-and-conditions))

41. Liquids Scanner for Airport Security - UC Davis
    - Evidence informing base-year allocation inputs; displayed values and growth are calculated: The February xx.xx 2011 account establishes a development contract and licensing relationship. Its development allocation is excluded from 2025 receipts and does not establish a surviving commercial cohort. ([ucdavis.edu](https://www.ucdavis.edu/news/liquids-scanner-airport-security))
    - Evidence informing forecast-year allocation inputs; displayed values and growth are calculated: The February xx.xx 2011 account establishes a development contract and licensing relationship. Its development allocation is excluded from 2025 receipts and does not establish a surviving commercial cohort. ([ucdavis.edu](https://www.ucdavis.edu/news/liquids-scanner-airport-security))
42. Open Architecture for Airport Security Systems, Second Edition
    - Evidence informing base-year allocation inputs; displayed values and growth are calculated: Distinguishes proprietary integration from interoperable connections, supporting the category boundary rather than an observed revenue share. ([aci-europe.org](https://aci-europe.org/downloads/resources/Open%20Architecture%20for%20Airport%20Security%20Systems%202nd%20Edition.pdf))
    - Evidence informing forecast-year allocation inputs; displayed values and growth are calculated: Distinguishes proprietary integration from interoperable connections, supporting the category boundary rather than an observed revenue share. ([aci-europe.org](https://aci-europe.org/downloads/resources/Open%20Architecture%20for%20Airport%20Security%20Systems%202nd%20Edition.pdf))
    - Evidence informing base-year allocation inputs; displayed values and growth are calculated: Integration does not guarantee interoperability; this constrains attribution of vendor-mediated configurations. ([aci-europe.org](https://aci-europe.org/downloads/resources/Open%20Architecture%20for%20Airport%20Security%20Systems%202nd%20Edition.pdf))
    - Evidence informing forecast-year allocation inputs; displayed values and growth are calculated: Integration does not guarantee interoperability; this constrains attribution of vendor-mediated configurations. ([aci-europe.org](https://aci-europe.org/downloads/resources/Open%20Architecture%20for%20Airport%20Security%20Systems%202nd%20Edition.pdf))
    - Evidence informing base-year allocation inputs; displayed values and growth are calculated: Allows identified partial compliance and discusses accountable integration responsibilities; supports scoped open attribution, not whole-purchase reclassification. ([aci-europe.org](https://aci-europe.org/downloads/resources/Open%20Architecture%20for%20Airport%20Security%20Systems%202nd%20Edition.pdf))
    - Evidence informing forecast-year allocation inputs; displayed values and growth are calculated: Allows identified partial compliance and discusses accountable integration responsibilities; supports scoped open attribution, not whole-purchase reclassification. ([aci-europe.org](https://aci-europe.org/downloads/resources/Open%20Architecture%20for%20Airport%20Security%20Systems%202nd%20Edition.pdf))

43. CATSA 2025 Annual Report - Overview of Activities

- Evidence informing base-year allocation inputs; displayed values and growth are calculated: Reports xx.xx CATSA Plus lines across xx.xx airports serving more than xx.xx% of passengers in 2024/xx.xx; provides an independent integration-activity check, not a direct value allocation. ([catsa-acsta.gc.ca](https://www.catsa-acsta.gc.ca/en/publications/2025-annual-report/overview-activities))
- Evidence informing forecast-year allocation inputs; displayed values and growth are calculated: Reports xx.xx CATSA Plus lines across xx.xx airports serving more than xx.xx% of passengers in 2024/xx.xx; provides an independent integration-activity check, not a direct value allocation. ([catsa-acsta.gc.ca](https://www.catsa-acsta.gc.ca/en/publications/2025-annual-report/overview-activities))
- Evidence informing base-year allocation inputs; displayed values and growth are calculated: The reported modernized passenger coverage constrains an assumption of universally standalone activity, while leaving commercial architecture and revenue attribution unresolved. ([catsa-acsta.gc.ca](https://www.catsa-acsta.gc.ca/en/publications/2025-annual-report/overview-activities))
- Evidence informing forecast-year allocation inputs; displayed values and growth are calculated: The reported modernized passenger coverage constrains an assumption of universally standalone activity, while leaving commercial architecture and revenue attribution unresolved. ([catsa-acsta.gc.ca](https://www.catsa-acsta.gc.ca/en/publications/2025-annual-report/overview-activities))
- Evidence informing forecast-year allocation inputs; displayed values and growth are calculated: The annual report identifies enhanced non-passenger requirements and implementation planned from spring 2025. This supports a conditional modernization premise, not the modeled global uptake factor.
- Evidence informing base-year allocation inputs; displayed values and growth are calculated: Reports xx.xx CATSA Plus lines and more than xx.xx% passenger coverage in 2024/xx.xx; provides a Canadian adoption comparator, not a global local-review revenue weight. ([catsa-acsta.gc.ca](https://www.catsa-acsta.gc.ca/en/publications/2025-annual-report/overview-activities))
- Evidence informing forecast-year allocation inputs; displayed values and growth are calculated: Reports xx.xx CATSA Plus lines and more than xx.xx% passenger coverage in 2024/xx.xx; provides a Canadian adoption comparator, not a global local-review revenue weight. ([catsa-acsta.gc.ca](https://www.catsa-acsta.gc.ca/en/publications/2025-annual-report/overview-activities))
- Evidence informing base-year allocation inputs; displayed values and growth are calculated: Identifies remote screening within CATSA Plus and quantifies deployment; constrains the commercial-adoption premise but does not establish each review room's location. ([catsa-acsta.gc.ca](https://www.catsa-acsta.gc.ca/en/publications/2025-annual-report/overview-activities))
- Evidence informing forecast-year allocation inputs; displayed values and growth are calculated: Identifies remote screening within CATSA Plus and quantifies deployment; constrains the commercial-adoption premise but does not establish each review room's location. ([catsa-acsta.gc.ca](https://www.catsa-acsta.gc.ca/en/publications/2025-annual-report/overview-activities))
- Evidence informing base-year allocation inputs; displayed values and growth are calculated: Deployment coverage constrains the addressable network-enabled pool; it does not disclose hybrid contracts or justify the modeled hybrid percentage. ([catsa-acsta.gc.ca](https://www.catsa-acsta.gc.ca/en/publications/2025-annual-report/overview-activities))
- Evidence informing forecast-year allocation inputs; displayed values and growth are calculated: Deployment coverage constrains the addressable network-enabled pool; it does not disclose hybrid contracts or justify the modeled hybrid percentage. ([catsa-acsta.gc.ca](https://www.catsa-acsta.gc.ca/en/publications/2025-annual-report/overview-activities))

44. CATSA - Beyond the Checkpoint, December 2025

- Evidence informing base-year allocation inputs; displayed values and growth are calculated: Reports xx.xx operational CT machines at eight airports and a modular-line average of xx.xx passengers per hour versus xx.xx for traditional multi-split lines; supports the bounded throughput-to-unit bridge and phased-deployment premise. ([catsa-acsta.gc.ca](https://www.catsa-acsta.gc.ca/en/about-us/beyond-checkpoint-2025-december))
- Evidence informing forecast-year allocation inputs; displayed values and growth are calculated: Reports xx.xx operational CT machines at eight airports and a modular-line average of xx.xx passengers per hour versus xx.xx for traditional multi-split lines; supports the bounded throughput-to-unit bridge and phased-deployment premise. ([catsa-acsta.gc.ca](https://www.catsa-acsta.gc.ca/en/about-us/beyond-checkpoint-2025-december))

45. Smiths Detection Delivers Fully Automated International Remote Baggage Screening System Between South Korea and the United States

- Evidence informing base-year allocation inputs; displayed values and growth are calculated: The January xx.xx 2026 disclosure identifies xx.xx software licenses and DICOS V3.xx.xx exchange, and dates operational service to August 2025. Supports commercial standards-based activity and forecast feasibility, not an observed global share or a confirmed 2025 license inventory. ([smithsdetection.com](https://www.smithsdetection.com/press-releases/smiths-detection-delivers-fully-automated-international-remote-baggage-screening-system-between-south-korea-and-the-united-states/))
- Evidence informing forecast-year allocation inputs; displayed values and growth are calculated: The January xx.xx 2026 disclosure identifies xx.xx software licenses and DICOS V3.xx.xx exchange, and dates operational service to August 2025. Supports commercial standards-based activity and forecast feasibility, not an observed global share or a confirmed 2025 license inventory. ([smithsdetection.com](https://www.smithsdetection.com/press-releases/smiths-detection-delivers-fully-automated-international-remote-baggage-screening-system-between-south-korea-and-the-united-states/))

46. SeeTrue Marks Milestone with Over 100 X-ray Checkpoint Installations of Advanced AI-Based Threat Detection Software

- Evidence informing base-year allocation inputs; displayed values and growth are calculated: The December xx.xx 2024 announcement reports the 100th operational screening lane across airports and other sectors. Provides a limited commercial-adoption scale check; it is neither airport-only nor a census of standards-based entitlements. ([seetrue.ai](https://www.seetrue.ai/seetrue-marks-milestone-with-over-xx.xx-x-ray-checkpoint-installations-of-advanced-ai-based-threat-detection-software/))
- Evidence informing forecast-year allocation inputs; displayed values and growth are calculated: The December xx.xx 2024 announcement reports the 100th operational screening lane across airports and other sectors. Provides a limited commercial-adoption scale check; it is neither airport-only nor a census of standards-based entitlements. ([seetrue.ai](https://www.seetrue.ai/seetrue-marks-milestone-with-over-xx.xx-x-ray-checkpoint-installations-of-advanced-ai-based-threat-detection-software/))

47. Scarabee's Checkpoint Property Screening System to be deployed at DEN

- Evidence informing base-year allocation inputs; displayed values and growth are calculated: Describes a xx.xx-lane Denver award combining Scarabee lanes with Smiths scanners. Corroborates a commercial mixed-supplier integration route; an award is not realized annual revenue or proof of unrestricted interoperability. ([daifukuatec.com](https://daifukuatec.com/news/scarabees-checkpoint-property-screening-system-to-be-deployed-at-den))
- Evidence informing forecast-year allocation inputs; displayed values and growth are calculated: Describes a xx.xx-lane Denver award combining Scarabee lanes with Smiths scanners. Corroborates a commercial mixed-supplier integration route; an award is not realized annual revenue or proof of unrestricted interoperability. ([daifukuatec.com](https://daifukuatec.com/news/scarabees-checkpoint-property-screening-system-to-be-deployed-at-den))

48. CATSA Annual Report 2024 - Management's Discussion and Analysis

- Evidence informing base-year allocation inputs; displayed values and growth are calculated: FY2023/xx.xx pre-board capital appropriations used of C$xx.xx provide the second period in the non-passenger-to-cabin purchasing comparison.
- Evidence informing base-year allocation inputs; displayed values and growth are calculated: FY2023/xx.xx non-passenger capital appropriations used of C$xx.xx enter the two-period activity proxy; they do not identify the property-only fraction.
- Evidence informing forecast-year allocation inputs; displayed values and growth are calculated: FY2023/xx.xx non-passenger capital appropriations used of C$xx.xx enter the two-period activity proxy; they do not identify the property-only fraction.

49. Smiths Detection confirm order of 91 advanced scanners for new terminals at Moscow Sheremetyevo International Airport
    - Evidence informing base-year allocation inputs; displayed values and growth are calculated: The dated airport deployment includes xx.xx entrance baggage systems and xx.xx cabin-checkpoint systems. Their ratio supplies a historical relative-density proxy, subsequently discounted for assumed global coverage.
    - Evidence informing forecast-year allocation inputs; displayed values and growth are calculated: The dated airport deployment includes xx.xx entrance baggage systems and xx.xx cabin-checkpoint systems. Their ratio supplies a historical relative-density proxy, subsequently discounted for assumed global coverage.
50. Cochin International Airport Selects Smiths Detection's CTX 9800 for Next-Generation Hold Baggage Screening
    - Evidence informing base-year allocation inputs; displayed values and growth are calculated: The May 2017 deployment identifies xx.xx customs baggage systems alongside four hold-baggage systems. This supports the customs-intensive historical configuration proxy, not current global fleet or revenue observations.
    - Evidence informing forecast-year allocation inputs; displayed values and growth are calculated: The May 2017 deployment identifies xx.xx customs baggage systems alongside four hold-baggage systems. This supports the customs-intensive historical configuration proxy, not current global fleet or revenue observations.
51. CATSA Functions, Programs and Activities
    - Evidence informing base-year allocation inputs; displayed values and growth are calculated: Hold-baggage activities include equipment purchase, baggage-handling integration and equipment maintenance, supporting the checked-baggage capital and lifecycle boundary.
    - Evidence informing forecast-year allocation inputs; displayed values and growth are calculated: Hold-baggage activities include equipment purchase, baggage-handling integration and equipment maintenance, supporting the checked-baggage capital and lifecycle boundary.
    - Evidence informing base-year allocation inputs; displayed values and growth are calculated: Non-passenger screening covers airport workers and their belongings; only attributable property-screening offerings enter this allocation.
    - Evidence informing forecast-year allocation inputs; displayed values and growth are calculated: Non-passenger screening covers airport workers and their belongings; only attributable property-screening offerings enter this allocation.
52. Fraport TAV Antalya Airport - About the security control itself
    - Evidence informing base-year allocation inputs; displayed values and growth are calculated: The airport operator distinguishes terminal-entry security from a subsequent checkpoint. This supports a separate entrance-screening mission while providing no global prevalence or spending share.
    - Evidence informing forecast-year allocation inputs; displayed values and growth are calculated: The airport operator distinguishes terminal-entry security from a subsequent checkpoint. This supports a separate entrance-screening mission while providing no global prevalence or spending share.
53. EMSD VoiceLink, Issue 79, June 2026 - EMSD Provides Comprehensive Support for Terminal 2 Commissioning
    - Evidence informing forecast-year allocation inputs; displayed values and growth are calculated: The June 2026 account identifies baggage-and-parcel equipment procurement and installation for the customs authority at Terminal xx.xx. It supports a separate commissioning mission but does not isolate baggage expenditure.
54. GAO-26-107811 - Guam: Considerations for Evaluating Alternative Customs Models and Potential Economic Effects
    - Evidence informing base-year allocation inputs; displayed values and growth are calculated: The audit identifies two historical airport-customs baggage systems inactive for years and delayed replacement procurement. This challenges conversion of installed stock or acknowledged need directly into annual equipment and support revenue.
    - Evidence informing forecast-year allocation inputs; displayed values and growth are calculated: The audit identifies two historical airport-customs baggage systems inactive for years and delayed replacement procurement. This challenges conversion of installed stock or acknowledged need directly into annual equipment and support revenue.

55. Bennet, Moran, Van Hollen, Boozman Introduce Bill to Bolster Aviation Safety
    - Evidence informing base-year allocation inputs; displayed values and growth are calculated: The July xx.xx 2025 official release identifies xx.xx U.S. screening lanes, used as agency purchasing-exposure calibration rather than observed annual equipment sales.
    - Evidence informing forecast-year allocation inputs; displayed values and growth are calculated: The July xx.xx 2025 official release identifies xx.xx U.S. screening lanes, used as agency purchasing-exposure calibration rather than observed annual equipment sales.
56. Bank of Canada - Annual exchange rates
    - Evidence informing base-year allocation inputs; displayed values and growth are calculated: Annual exchange-rate observations support the inherited fiscal-period approximation of xx.xx Canadian dollars per U.S. dollar; this is not a transaction-weighted exchange rate.
    - Evidence informing forecast-year allocation inputs; displayed values and growth are calculated: Annual exchange-rate observations support the inherited fiscal-period approximation of xx.xx Canadian dollars per U.S. dollar; this is not a transaction-weighted exchange rate.
57. Japan’s leading airline revolutionizes check in experience with new Smiths Detection technology
    - Evidence informing base-year allocation inputs; displayed values and growth are calculated: The August 2023 announcement identifies JAL as customer for five screening ecosystems and reports xx.xx deployed iLane units across Japan. These are historical commercial-stock anchors, not an airline-only fleet or 2025 sales observation.
    - Evidence informing forecast-year allocation inputs; displayed values and growth are calculated: The August 2023 announcement identifies JAL as customer for five screening ecosystems and reports xx.xx deployed iLane units across Japan. These are historical commercial-stock anchors, not an airline-only fleet or 2025 sales observation.
58. Narita International Airport anticipates threats with integrated solutions
    - Evidence informing base-year allocation inputs; displayed values and growth are calculated: Identifies Narita airport as a screening-technology customer and describes xx.xx lane-related installations, qualifying any assumption that the supplier's Japanese installed stock was purchased entirely by airlines.
    - Evidence informing forecast-year allocation inputs; displayed values and growth are calculated: Identifies Narita airport as a screening-technology customer and describes xx.xx lane-related installations, qualifying any assumption that the supplier's Japanese installed stock was purchased entirely by airlines.
59. MLIT - 保安検査の実施主体が変わります！ - June 27, 2025
    - Evidence informing forecast-year allocation inputs; displayed values and growth are calculated: The June xx.xx 2025 announcement targets transfer of security-screening responsibility from airlines to airport managers, with leading cases targeted in FY2026. Supports a conditional reduction in airline purchasing, not an observed contract-transfer percentage.
    - Evidence informing forecast-year allocation inputs; displayed values and growth are calculated: The transfer direction supports modeled airport-manager purchasing gains. Continued shared financing does not imply equal purchasing shares.
60. ICTS International N.V. - Annual Report for the year ended December 31, 2025
    - Evidence informing base-year allocation inputs; displayed values and growth are calculated: Discloses USD xx.xx company-wide property/equipment purchases and USD xx.xx airport-security revenue in 2025. Supports an asset-light purchasing-intensity proxy; the in-scope fraction and global expansion remain assumptions.
    - Evidence informing forecast-year allocation inputs; displayed values and growth are calculated: Discloses USD xx.xx company-wide property/equipment purchases and USD xx.xx airport-security revenue in 2025. Supports an asset-light purchasing-intensity proxy; the in-scope fraction and global expansion remain assumptions.

61. EU Publications Office - Purchase and maintenance of non-intrusive X-ray inspection equipment for baggage and air cargo volume control
    - Evidence informing base-year allocation inputs; displayed values and growth are calculated: Identifies Autoridade Tributária e Aduaneira as buyer and reports a 2026 award of EUR xx.xx across four lots for baggage/air-cargo inspection equipment and maintenance. Provides a buyer-role and commercial-scale comparator, not 2025 baggage-only annual expenditure.
    - Evidence informing forecast-year allocation inputs; displayed values and growth are calculated: Identifies Autoridade Tributária e Aduaneira as buyer and reports a 2026 award of EUR xx.xx across four lots for baggage/air-cargo inspection equipment and maintenance. Provides a buyer-role and commercial-scale comparator, not 2025 baggage-only annual expenditure.
62. ACI World - Busiest Airports in the World
    - Evidence informing base-year allocation inputs; displayed values and growth are calculated: Reports approximately xx.xx international airport passenger movements in 2025. Half provides an approximate arrival-movement scale check before transfer exclusions, not a customs examination or equipment-purchasing weight.
    - Evidence informing forecast-year allocation inputs; displayed values and growth are calculated: Reports approximately xx.xx international airport passenger movements in 2025. Half provides an approximate arrival-movement scale check before transfer exclusions, not a customs examination or equipment-purchasing weight.
63. Heathrow announces £2.3bn accelerated investment plan to upgrade the UK's international gateway to growth
    - Evidence informing base-year allocation inputs; displayed values and growth are calculated: Reports GBP xx.xx invested in security-lane upgrades during 2024, supporting material airport-directed purchasing. Broader infrastructure obligations and historical timing prevent treating the amount as 2025 in-scope market receipts.
    - Evidence informing forecast-year allocation inputs; displayed values and growth are calculated: Reports GBP xx.xx invested in security-lane upgrades during 2024, supporting material airport-directed purchasing. Broader infrastructure obligations and historical timing prevent treating the amount as 2025 in-scope market receipts.
64. Fraport Assumes Responsibility for Aviation Security Checks at Frankfurt Airport
    - Evidence informing base-year allocation inputs; displayed values and growth are calculated: Documents Fraport's checkpoint-management responsibility from January 2023, six initial CT-equipped lanes and three contracted screening providers. Supports distinguishing an airport commissioning role from regulator oversight and contracted screening labor.
    - Evidence informing forecast-year allocation inputs; displayed values and growth are calculated: Documents Fraport's checkpoint-management responsibility from January 2023, six initial CT-equipped lanes and three contracted screening providers. Supports distinguishing an airport commissioning role from regulator oversight and contracted screening labor.
65. Advanced Cabin Baggage Screening - Computed Tomography Implementation Guide
    - Evidence informing base-year allocation inputs; displayed values and growth are calculated: Distinguishes standalone CT, including equipment-local conveyance, from integrated screening-lane configurations; supports attribution boundaries, not a revenue weight.
    - Evidence informing forecast-year allocation inputs; displayed values and growth are calculated: Distinguishes standalone CT, including equipment-local conveyance, from integrated screening-lane configurations; supports attribution boundaries, not a revenue weight.
    - Evidence informing base-year allocation inputs; displayed values and growth are calculated: Identifies automated tray-return and automated screening-lane integration as commercially distinct configurations; supports the lane-integrated category definition.
    - Evidence informing forecast-year allocation inputs; displayed values and growth are calculated: Identifies automated tray-return and automated screening-lane integration as commercially distinct configurations; supports the lane-integrated category definition.

66. GAO-12-266 - Checked Baggage Screening: TSA Has Deployed Optimal Systems at the Majority of TSA-Regulated Airports, but Could Strengthen Cost Estimates

- Evidence informing base-year allocation inputs; displayed values and growth are calculated: The December 2011 table reports xx.xx standalone EDS alongside xx.xx in-line EDS; this historical machine-count comparator constrains, but does not determine, the current global allocation.
- Evidence informing forecast-year allocation inputs; displayed values and growth are calculated: The December 2011 table reports xx.xx standalone EDS alongside xx.xx in-line EDS; this historical machine-count comparator constrains, but does not determine, the current global allocation.
- Evidence informing base-year allocation inputs; displayed values and growth are calculated: Reports xx.xx in-line EDS across xx.xx in-line systems and distinguishes equipment counts from integrated-system counts; supports the historical configuration bridge.
- Evidence informing forecast-year allocation inputs; displayed values and growth are calculated: Reports xx.xx in-line EDS across xx.xx in-line systems and distinguishes equipment counts from integrated-system counts; supports the historical configuration bridge.

67. Smiths Detection selected as security technology provider to International Airport Heraklion Crete

- Evidence informing base-year allocation inputs; displayed values and growth are calculated: The September xx.xx 2025 announcement identifies eight cabin CT scanners and eight automated tray-return systems for Heraklion, with installation planned across late 2025 and mid-2026; supports ongoing integrated procurement, not realized annual revenue.
- Evidence informing forecast-year allocation inputs; displayed values and growth are calculated: The September xx.xx 2025 announcement identifies eight cabin CT scanners and eight automated tray-return systems for Heraklion, with installation planned across late 2025 and mid-2026; supports ongoing integrated procurement, not realized annual revenue.

68. Centralised Image Processing: The Impact on Security Checkpoints

- Evidence informing base-year allocation inputs; displayed values and growth are calculated: Distinguishes checkpoint-local image review from separate-room arrangements; supports retaining networked local activity rather than automatically assigning it to remote review. ([casra.ch](https://casra.ch/wp-content/uploads/2021/xx.xx/Kuhn-2017.-Centralised-image-processing.pdf))
- Evidence informing forecast-year allocation inputs; displayed values and growth are calculated: Distinguishes checkpoint-local image review from separate-room arrangements; supports retaining networked local activity rather than automatically assigning it to remote review. ([casra.ch](https://casra.ch/wp-content/uploads/2021/xx.xx/Kuhn-2017.-Centralised-image-processing.pdf))
- Evidence informing base-year allocation inputs; displayed values and growth are calculated: Describes separate screening rooms and established remote hold-baggage review at larger airports; supports the cohort-maturity premise, not a numerical global share. ([casra.ch](https://casra.ch/wp-content/uploads/2021/xx.xx/Kuhn-2017.-Centralised-image-processing.pdf))
- Evidence informing forecast-year allocation inputs; displayed values and growth are calculated: Describes separate screening rooms and established remote hold-baggage review at larger airports; supports the cohort-maturity premise, not a numerical global share. ([casra.ch](https://casra.ch/wp-content/uploads/2021/xx.xx/Kuhn-2017.-Centralised-image-processing.pdf))
- Evidence informing base-year allocation inputs; displayed values and growth are calculated: Describes combined checkpoint and remote-room arrangements, establishing a mixed-location commercial configuration without measuring its prevalence or price. ([casra.ch](https://casra.ch/wp-content/uploads/2021/xx.xx/Kuhn-2017.-Centralised-image-processing.pdf))
- Evidence informing forecast-year allocation inputs; displayed values and growth are calculated: Describes combined checkpoint and remote-room arrangements, establishing a mixed-location commercial configuration without measuring its prevalence or price. ([casra.ch](https://casra.ch/wp-content/uploads/2021/xx.xx/Kuhn-2017.-Centralised-image-processing.pdf))

69. Annual Report 2024 - CATSA's Operating Environment

- Evidence informing base-year allocation inputs; displayed values and growth are calculated: Reports xx.xx CATSA Plus lines and more than xx.xx% passenger coverage in 2023/xx.xx providing the historical comparison rather than a global location allocation. ([catsa-acsta.gc.ca](https://www.catsa-acsta.gc.ca/en/publications/catsa-s-operating-environment))
- Evidence informing forecast-year allocation inputs; displayed values and growth are calculated: Reports xx.xx CATSA Plus lines and more than xx.xx% passenger coverage in 2023/xx.xx providing the historical comparison rather than a global location allocation. ([catsa-acsta.gc.ca](https://www.catsa-acsta.gc.ca/en/publications/catsa-s-operating-environment))
- Evidence informing base-year allocation inputs; displayed values and growth are calculated: Together with the subsequent annual report, supports a seven-line deployment increase without a corresponding increase in reported passenger coverage. ([catsa-acsta.gc.ca](https://www.catsa-acsta.gc.ca/en/publications/catsa-s-operating-environment))
- Evidence informing forecast-year allocation inputs; displayed values and growth are calculated: Together with the subsequent annual report, supports a seven-line deployment increase without a corresponding increase in reported passenger coverage. ([catsa-acsta.gc.ca](https://www.catsa-acsta.gc.ca/en/publications/catsa-s-operating-environment))
- Evidence informing base-year allocation inputs; displayed values and growth are calculated: Provides a historical network-enabled deployment anchor, while leaving the physical mixed-location contract share unmeasured. ([catsa-acsta.gc.ca](https://www.catsa-acsta.gc.ca/en/publications/catsa-s-operating-environment))
- Evidence informing forecast-year allocation inputs; displayed values and growth are calculated: Provides a historical network-enabled deployment anchor, while leaving the physical mixed-location contract share unmeasured. ([catsa-acsta.gc.ca](https://www.catsa-acsta.gc.ca/en/publications/catsa-s-operating-environment))

70. L22020-T-TG Upgrades to the Passenger Search Area, body scanners, EDS C3 cabin baggage screening - Contract Award Notice

- Evidence informing base-year allocation inputs; displayed values and growth are calculated: The January xx.xx 2023 Luton award expressly includes construction of a remote screening room at the airport terminal, supporting separate-room commercial procurement. Its broader scope is not treated as baggage-only annual revenue. ([find-tender.service.gov.uk](https://www.find-tender.service.gov.uk/Notice/xx.xx-2023))
- Evidence informing forecast-year allocation inputs; displayed values and growth are calculated: The January xx.xx 2023 Luton award expressly includes construction of a remote screening room at the airport terminal, supporting separate-room commercial procurement. Its broader scope is not treated as baggage-only annual revenue. ([find-tender.service.gov.uk](https://www.find-tender.service.gov.uk/Notice/xx.xx-2023))

71. Greater Orlando Aviation Authority - Minutes of the February 19, 2025 Meeting

- Evidence informing base-year allocation inputs; displayed values and growth are calculated: Authorizes up to USD xx.xx for baggage-system and Remote Screening Facility network/server separation. Half this ceiling is an explicitly assumed deployment-cost comparator, not observed off-site receipts. ([assets.ctfassets.net](https://assets.ctfassets.net/qiecpoxp4bka/6BCjKImOwJmeZxqtGVdpYR/1e2d759a2c44b5b6d71193cb9927ec75/2025-xx.xx-19_Board_Minutes.pdf))
- Evidence informing forecast-year allocation inputs; displayed values and growth are calculated: Authorizes up to USD xx.xx for baggage-system and Remote Screening Facility network/server separation. Half this ceiling is an explicitly assumed deployment-cost comparator, not observed off-site receipts. ([assets.ctfassets.net](https://assets.ctfassets.net/qiecpoxp4bka/6BCjKImOwJmeZxqtGVdpYR/1e2d759a2c44b5b6d71193cb9927ec75/2025-xx.xx-19_Board_Minutes.pdf))
- Evidence informing base-year allocation inputs; displayed values and growth are calculated: Provides the commercial networking-cost anchor for the modeled transfer from existing on-site pools, avoiding additional market value or duplicate host-equipment attribution. ([assets.ctfassets.net](https://assets.ctfassets.net/qiecpoxp4bka/6BCjKImOwJmeZxqtGVdpYR/1e2d759a2c44b5b6d71193cb9927ec75/2025-xx.xx-19_Board_Minutes.pdf))
- Evidence informing forecast-year allocation inputs; displayed values and growth are calculated: Provides the commercial networking-cost anchor for the modeled transfer from existing on-site pools, avoiding additional market value or duplicate host-equipment attribution. ([assets.ctfassets.net](https://assets.ctfassets.net/qiecpoxp4bka/6BCjKImOwJmeZxqtGVdpYR/1e2d759a2c44b5b6d71193cb9927ec75/2025-xx.xx-19_Board_Minutes.pdf))

72. American and U.S. Customs and Border Protection pilot innovative baggage screening initiative

- Evidence informing base-year allocation inputs; displayed values and growth are calculated: American's April xx.xx 2025 announcement identifies a daily Sydney-Los Angeles IRBS pilot and unchanged screening requirements. It anchors one sampled connection and an assumed partial-year licensing period, not disclosed revenue. ([s202.q4cdn.com](https://s202.q4cdn.com/xx.xx/files/doc_news/American-and-US-Customs-and-Border-Protection-pilot-innovative-baggage-screening-initiative-OPS-OTH-xx.xx-2025.pdf))
- Evidence informing forecast-year allocation inputs; displayed values and growth are calculated: American's April xx.xx 2025 announcement identifies a daily Sydney-Los Angeles IRBS pilot and unchanged screening requirements. It anchors one sampled connection and an assumed partial-year licensing period, not disclosed revenue. ([s202.q4cdn.com](https://s202.q4cdn.com/xx.xx/files/doc_news/American-and-US-Customs-and-Border-Protection-pilot-innovative-baggage-screening-initiative-OPS-OTH-xx.xx-2025.pdf))

73. 델타항공-대한항공, 인천발 애틀랜타 노선 대상 위탁수하물 원격 검색 방식 신규 도입

- Evidence informing base-year allocation inputs; displayed values and growth are calculated: The August xx.xx 2025 announcement identifies the Incheon-Atlanta IRBS arrangement, anchoring a second sampled connection and a partial-year commercial-activity assumption without establishing contract value. ([news.delta.com](https://news.delta.com/delta-and-koreanair-launch-remote-baggage-screening-on-icn-atl-KR))
- Evidence informing forecast-year allocation inputs; displayed values and growth are calculated: The August xx.xx 2025 announcement identifies the Incheon-Atlanta IRBS arrangement, anchoring a second sampled connection and a partial-year commercial-activity assumption without establishing contract value. ([news.delta.com](https://news.delta.com/delta-and-koreanair-launch-remote-baggage-screening-on-icn-atl-KR))

74. United Launches CBP's International Remote Baggage Screening on Select International Flights

· Evidence informing base-year allocation inputs; displayed values and growth are calculated: United's September xx.xx 2025 announcement identifies daily Sydney-San Francisco service and named technology partners, anchoring a third sampled connection. It reports no attributable software or integration receipts. ([united.mediaroom.com](https://united.mediaroom.com/2025-xx.xx-xx.xx-United-Launches-CBPs-International-Remote-Baggage-Screening-on-Select-International-Flights))

· Evidence informing forecast-year allocation inputs; displayed values and growth are calculated: United's September xx.xx 2025 announcement identifies daily Sydney-San Francisco service and named technology partners, anchoring a third sampled connection. It reports no attributable software or integration receipts. ([united.mediaroom.com](https://united.mediaroom.com/2025-xx.xx-xx.xx-United-Launches-CBPs-International-Remote-Baggage-Screening-on-Select-International-Flights))

75. Airline Passengers Face Fewer Bag Checkpoints, Thanks to PNNL, Partners

· Evidence informing forecast-year allocation inputs; displayed values and growth are calculated: The August xx.xx 2026 laboratory release describes implementation on additional routes, including Seoul arrivals at Minneapolis-St. Paul and Detroit. This supports expansion direction, not the forecast connection count, realization or global share. ([pnnl.gov](https://www.pnnl.gov/news-media/airline-passengers-face-fewer-bag-checkpoints-thanks-pnnl-partners))

76. TSA awards $781.2 million to procure additional CT X-Ray scanners for airport checkpoints

· Evidence informing base-year allocation inputs; displayed values and growth are calculated: The March xx.xx 2022 announcement identifies up to USD xx.xx for procurement and maintenance of up to xx.xx systems from an OEM. This is a historical procurement-scale anchor, not annual 2025 direct-channel revenue. ([content.govdelivery.com](https://content.govdelivery.com/accounts/USDHSTSA/bulletins/30f6e5f))

· Evidence informing base-year allocation inputs; displayed values and growth are calculated: The award includes full-size automated lanes, cautioning against assigning all automation value to non-OEM integration primes; exact contractual-role attribution is not disclosed. ([content.govdelivery.com](https://content.govdelivery.com/accounts/USDHSTSA/bulletins/30f6e5f))

77. OSI Systems, Inc. - Form 10-K for the fiscal year ended June 30, 2026

· Evidence informing base-year allocation inputs; displayed values and growth are calculated: The filing describes regional direct security-product sales and direct maintenance relationships. Its broader security scope supports route coexistence, not baggage-only sales weights. ([sec.gov](https://www.sec.gov/Archives/edgar/data/xx.xx/xx.xx/osis-20260630x10k.htm))

· Evidence informing forecast-year allocation inputs; displayed values and growth are calculated: The filing describes regional direct security-product sales and direct maintenance relationships. Its broader security scope supports route coexistence, not baggage-only sales weights. ([sec.gov](https://www.sec.gov/Archives/edgar/data/xx.xx/xx.xx/osis-20260630x10k.htm))

· Evidence informing base-year allocation inputs; displayed values and growth are calculated: The company identifies a global independent-distributor network, supporting a continuing indirect route without quantifying its value share. ([sec.gov](https://www.sec.gov/Archives/edgar/data/xx.xx/xx.xx/osis-20260630x10k.htm))

· Evidence informing forecast-year allocation inputs; displayed values and growth are calculated: The company identifies a global independent-distributor network, supporting a continuing indirect route without quantifying its value share. ([sec.gov](https://www.sec.gov/Archives/edgar/data/xx.xx/xx.xx/osis-20260630x10k.htm))

· Evidence informing base-year allocation inputs; displayed values and growth are calculated: Authorized service providers are identified separately from distributors, supporting distinct technical-service attribution and access limitations. ([sec.gov](https://www.sec.gov/Archives/edgar/data/xx.xx/xx.xx/osis-20260630x10k.htm))

· Evidence informing forecast-year allocation inputs; displayed values and growth are calculated: Authorized service providers are identified separately from distributors, supporting distinct technical-service attribution and access limitations. ([sec.gov](https://www.sec.gov/Archives/edgar/data/xx.xx/xx.xx/osis-20260630x10k.htm))

78. SriLankan Airlines - Invitation for Supply, Installation, Commissioning and Maintenance of Dual View Heavy and Medium X-Ray Machines, Reference 202130407

· Evidence informing base-year allocation inputs; displayed values and growth are calculated: The 2021 purchaser invitation permits an OEM or authorized OEM agent and requires authorization for the latter. It establishes equipment-channel eligibility, not an award or software-resale right. ([srilankan.com](https://www.srilankan.com/download/tender/TN-Invitationforsubmiss-xx.xx.pdf))

79. JFK Millennium Partners Selects K2 to Deliver State-of-the-Art Security Screening Checkpoint at new JFK Terminal 6

· Evidence informing base-year allocation inputs; displayed values and growth are calculated: The March xx.xx 2025 appointment assigns procurement and deployment coordination across multiple technology suppliers at a future ten-gate terminal. It supports integration-prime participation and a forecast mechanism, not a disclosed share or completed 2025 revenue. ([portauthoritybuilds.com](https://www.portauthoritybuilds.com/redevelopment/us/en/jfk/planned-projects/terminal-xx.xx/news/jfk-millennium-partners-selects-k2-to-deliver-state-of-the-art-s.html))

· Evidence informing forecast-year allocation inputs; displayed values and growth are calculated: The March xx.xx 2025 appointment assigns procurement and deployment coordination across multiple technology suppliers at a future ten-gate terminal. It supports integration-prime participation and a forecast mechanism, not a disclosed share or completed 2025 revenue. ([portauthoritybuilds.com](https://www.portauthoritybuilds.com/redevelopment/us/en/jfk/planned-projects/terminal-xx.xx/news/jfk-millennium-partners-selects-k2-to-deliver-state-of-the-art-s.html))

· Evidence informing base-year allocation inputs; displayed values and growth are calculated: The March xx.xx 2025 appointment covers baggage CT and automated bin-return equipment for a future xx.xx-gate terminal, with phased opening planned for 2026-2028. It establishes new-installation activity, not attributable 2025 receipts; wider airport investment and person-only technologies are excluded.

· Evidence informing forecast-year allocation inputs; displayed values and growth are calculated: The March xx.xx 2025 appointment covers baggage CT and automated bin-return equipment for a future xx.xx-gate terminal, with phased opening planned for 2026-2028. It establishes new-installation activity, not attributable 2025 receipts; wider airport investment and person-only technologies are excluded.

80. CATSA Corporate Plan 2024-25 to 2028-29 Summary - Key Corporate Risks

· Evidence informing base-year allocation inputs; displayed values and growth are calculated: The authority reports transferring maintenance of most screening equipment to KPrime in 2023/xx.xx. This establishes a separately contracted maintenance relationship, without a baggage-only payment split. ([catsa-acsta.gc.ca](https://www.catsa-acsta.gc.ca/en/publications/key-corporate-risks))

81. Leidos wins TSA logistics contract

· Evidence informing base-year allocation inputs; displayed values and growth are calculated: The January xx.xx 2025 announcement describes an eight-year, USD xx.xx maximum sustainment contract covering xx.xx equipment units at over xx.xx locations with manufacturer coordination. Annualization and baggage/third-party attribution in the model are explicit assumptions. ([leidos.com](https://www.leidos.com/insights/leidos-wins-tsa-logistics-contract))

· Evidence informing forecast-year allocation inputs; displayed values and growth are calculated: The January xx.xx 2025 announcement describes an eight-year, USD xx.xx maximum sustainment contract covering xx.xx equipment units at over xx.xx locations with manufacturer coordination. Annualization and baggage/third-party attribution in the model are explicit assumptions. ([leidos.com](https://www.leidos.com/insights/leidos-wins-tsa-logistics-contract))

82. Checkpoint Transformation: Malta International Airport Streamlines Passenger Flow with Smiths Detection
    - Evidence informing base-year allocation inputs; displayed values and growth are calculated: Seven conventional automated lanes were replaced by six CT-equipped lanes, with final commissioning in January 2025. This is a counterexample to equating capacity improvement with net additional equipment.
    - Evidence informing forecast-year allocation inputs; displayed values and growth are calculated: Seven conventional automated lanes were replaced by six CT-equipped lanes, with final commissioning in January 2025. This is a counterexample to equating capacity improvement with net additional equipment.
    - Evidence informing base-year allocation inputs; displayed values and growth are calculated: The complete checkpoint replacement illustrates why an offering described commercially as an upgrade can belong to System Replacement. The seven-year service commitment is not counted wholly as installation-year revenue.
    - Evidence informing forecast-year allocation inputs; displayed values and growth are calculated: The complete checkpoint replacement illustrates why an offering described commercially as an upgrade can belong to System Replacement. The seven-year service commitment is not counted wholly as installation-year revenue.
83. iCMORE - Smiths Detection
    - Evidence informing forecast-year allocation inputs; displayed values and growth are calculated: The current commercial offering describes a software-upgrade path while qualifying additional hardware requirements by machine type and age. This constrains forecast eligibility assumptions; product availability does not measure adoption or revenue.

18.10. Canada

Table 564. Canada Airport Baggage Screening Systems Market Size, 2017-2040 (USD Million)

Country	2017	2024	2025	2026	2027	2032	2040	CAGR (%)
Canada	**xx.xx**	**xx.xx**	**xx.xx**	**xx.xx**	**xx.xx**	**xx.xx**	**xx.xx**	**xx.xx**

Table 565. Canada Airport Baggage Screening Systems Market Size, by Offering, 2017-2040 (USD Million)

Offering	2017	2024	2025	2026	2027	2032	2040	CAGR (%)
Detection Equipment	xx.xx	xx.xx	xx.xx	xx.xx	xx.xx	xx.xx	xx.xx	xx.xx
Replacement Parts and Consumables	xx.xx	xx.xx	xx.xx	xx.xx	xx.xx	xx.xx	xx.xx	xx.xx
Screening Automation Equipment	xx.xx	xx.xx	xx.xx	xx.xx	xx.xx	xx.xx	xx.xx	xx.xx
Screening Software	xx.xx	xx.xx	xx.xx	xx.xx	xx.xx	xx.xx	xx.xx	xx.xx
System Services	xx.xx	xx.xx	xx.xx	xx.xx	xx.xx	xx.xx	xx.xx	xx.xx
Total	**xx.xx**	**xx.xx**	**xx.xx**	**xx.xx**	**xx.xx**	**xx.xx**	**xx.xx**	**xx.xx**

Table 566. Canada Airport Baggage Screening Systems Market Size, by Detection Equipment, 2017-2040 (USD Million)

Detection Equipment	2017	2024	2025	2026	2027	2032	2040	CAGR (%)
Baggage Inspection Systems	xx.xx	xx.xx	xx.xx	xx.xx	xx.xx	xx.xx	xx.xx	xx.xx
Explosive Trace Detectors	xx.xx	xx.xx	xx.xx	xx.xx	xx.xx	xx.xx	xx.xx	xx.xx
Liquid and Bulk Material Analyzers	xx.xx	xx.xx	xx.xx	xx.xx	xx.xx	xx.xx	xx.xx	xx.xx
Total	**xx.xx**	**xx.xx**	**xx.xx**	**xx.xx**	**xx.xx**	**xx.xx**	**xx.xx**	**xx.xx**

Table 567. Canada Airport Baggage Screening Systems Market Size, by System Services, 2017-2040 (USD Million)

System Services	2017	2024	2025	2026	2027	2032	2040	CAGR (%)
Equipment Training Services	xx.xx	xx.xx	xx.xx	xx.xx	xx.xx	xx.xx	xx.xx	xx.xx
Installation, Integration, and Commissioning Services	xx.xx	xx.xx	xx.xx	xx.xx	xx.xx	xx.xx	xx.xx	xx.xx
Maintenance, Repair, and Technical Support	xx.xx	xx.xx	xx.xx	xx.xx	xx.xx	xx.xx	xx.xx	xx.xx
Planning and Engineering Services	xx.xx	xx.xx	xx.xx	xx.xx	xx.xx	xx.xx	xx.xx	xx.xx
Total	**xx.xx**	**xx.xx**	**xx.xx**	**xx.xx**	**xx.xx**	**xx.xx**	**xx.xx**	**xx.xx**

Table 568. Canada Airport Baggage Screening Systems Market Size, by Replacement Parts and Consumables, 2017-2040 (USD Million)

Replacement Parts and Consumables	2017	2024	2025	2026	2027	2032	2040	CAGR (%)
Detection Consumables	xx.xx	xx.xx	xx.xx	xx.xx	xx.xx	xx.xx	xx.xx	xx.xx
Replacement Parts and Upgrade Kits	xx.xx	xx.xx	xx.xx	xx.xx	xx.xx	xx.xx	xx.xx	xx.xx
Total	**xx.xx**	**xx.xx**	**xx.xx**	**xx.xx**	**xx.xx**	**xx.xx**	**xx.xx**	**xx.xx**

Table 569. Canada Airport Baggage Screening Systems Market Size, by Screening Automation Equipment, 2017-2040 (USD Million)

Screening Automation Equipment	2017	2024	2025	2026	2027	2032	2040	CAGR (%)
Screening Conveyors and Sortation Equipment	xx.xx	xx.xx	xx.xx	xx.xx	xx.xx	xx.xx	xx.xx	xx.xx
Screening Lanes and Tray-Return Systems	xx.xx	xx.xx	xx.xx	xx.xx	xx.xx	xx.xx	xx.xx	xx.xx
Total	**xx.xx**	**xx.xx**	**xx.xx**	**xx.xx**	**xx.xx**	**xx.xx**	**xx.xx**	**xx.xx**

Table 570. Canada Airport Baggage Screening Systems Market Size, by Screening Software, 2017-2040 (USD Million)

Screening Software	2017	2024	2025	2026	2027	2032	2040	CAGR (%)
Automated Threat Detection Software	xx.xx	xx.xx	xx.xx	xx.xx	xx.xx	xx.xx	xx.xx	xx.xx
Image Review and Management Software	xx.xx	xx.xx	xx.xx	xx.xx	xx.xx	xx.xx	xx.xx	xx.xx
Screener Training and Quality Assurance Software	xx.xx	xx.xx	xx.xx	xx.xx	xx.xx	xx.xx	xx.xx	xx.xx
Screening Connectivity and Fleet Management Software	xx.xx	xx.xx	xx.xx	xx.xx	xx.xx	xx.xx	xx.xx	xx.xx
Total	**xx.xx**	**xx.xx**	**xx.xx**	**xx.xx**	**xx.xx**	**xx.xx**	**xx.xx**	**xx.xx**

Table 571. Canada Airport Baggage Screening Systems Market Size, by Detection Platform, 2017-2040 (USD Million)

Detection Platform	2017	2024	2025	2026	2027	2032	2040	CAGR (%)
Chemiluminescence Detection	xx.xx	xx.xx	xx.xx	xx.xx	xx.xx	xx.xx	xx.xx	xx.xx
Dielectric and Microwave Analysis	xx.xx	xx.xx	xx.xx	xx.xx	xx.xx	xx.xx	xx.xx	xx.xx
Fluorescence Detection	xx.xx	xx.xx	xx.xx	xx.xx	xx.xx	xx.xx	xx.xx	xx.xx
Integrated Multimodal Detection	xx.xx	xx.xx	xx.xx	xx.xx	xx.xx	xx.xx	xx.xx	xx.xx
Ion Mobility Spectrometry	xx.xx	xx.xx	xx.xx	xx.xx	xx.xx	xx.xx	xx.xx	xx.xx
Magnetic Resonance	xx.xx	xx.xx	xx.xx	xx.xx	xx.xx	xx.xx	xx.xx	xx.xx
Mass Spectrometry	xx.xx	xx.xx	xx.xx	xx.xx	xx.xx	xx.xx	xx.xx	xx.xx
Projection X-Ray Imaging	xx.xx	xx.xx	xx.xx	xx.xx	xx.xx	xx.xx	xx.xx	xx.xx
Raman Spectroscopy	xx.xx	xx.xx	xx.xx	xx.xx	xx.xx	xx.xx	xx.xx	xx.xx
Thermo-Redox Detection	xx.xx	xx.xx	xx.xx	xx.xx	xx.xx	xx.xx	xx.xx	xx.xx
X-Ray Computed Tomography	xx.xx	xx.xx	xx.xx	xx.xx	xx.xx	xx.xx	xx.xx	xx.xx
X-Ray Diffraction	xx.xx	xx.xx	xx.xx	xx.xx	xx.xx	xx.xx	xx.xx	xx.xx
Others	xx.xx	xx.xx	xx.xx	xx.xx	xx.xx	xx.xx	xx.xx	xx.xx
Total	**xx.xx**	**xx.xx**	**xx.xx**	**xx.xx**	**xx.xx**	**xx.xx**	**xx.xx**	**xx.xx**

Table 572. Canada Airport Baggage Screening Systems Market Size, by Projection X-Ray Imaging, 2017-2040 (USD Million)

Projection X-Ray Imaging	2017	2024	2025	2026	2027	2032	2040	CAGR (%)
Multiview X-Ray Imaging	xx.xx	xx.xx	xx.xx	xx.xx	xx.xx	xx.xx	xx.xx	xx.xx
Single-View X-Ray Imaging	xx.xx	xx.xx	xx.xx	xx.xx	xx.xx	xx.xx	xx.xx	xx.xx
Total	**xx.xx**	**xx.xx**	**xx.xx**	**xx.xx**	**xx.xx**	**xx.xx**	**xx.xx**	**xx.xx**

Table 573. Canada Airport Baggage Screening Systems Market Size, by Interoperability Architecture, 2017-2040 (USD Million)

Interoperability Architecture	2017	2024	2025	2026	2027	2032	2040	CAGR (%)
Closed Proprietary Architecture	xx.xx	xx.xx	xx.xx	xx.xx	xx.xx	xx.xx	xx.xx	xx.xx
Open Standards-Based Interoperability	xx.xx	xx.xx	xx.xx	xx.xx	xx.xx	xx.xx	xx.xx	xx.xx
Vendor-Specific Integration	xx.xx	xx.xx	xx.xx	xx.xx	xx.xx	xx.xx	xx.xx	xx.xx
Total	**xx.xx**	**xx.xx**	**xx.xx**	**xx.xx**	**xx.xx**	**xx.xx**	**xx.xx**	**xx.xx**

Table 574. Canada Airport Baggage Screening Systems Market Size, by Screening Application, 2017-2040 (USD Million)

Screening Application	2017	2024	2025	2026	2027	2032	2040	CAGR (%)
Customs and Border Baggage Inspection	xx.xx	xx.xx	xx.xx	xx.xx	xx.xx	xx.xx	xx.xx	xx.xx
Non-Passenger Property Screening	xx.xx	xx.xx	xx.xx	xx.xx	xx.xx	xx.xx	xx.xx	xx.xx
Passenger Cabin Baggage Screening	xx.xx	xx.xx	xx.xx	xx.xx	xx.xx	xx.xx	xx.xx	xx.xx
Passenger Checked Baggage Screening	xx.xx	xx.xx	xx.xx	xx.xx	xx.xx	xx.xx	xx.xx	xx.xx
Terminal-Entrance Baggage Screening	xx.xx	xx.xx	xx.xx	xx.xx	xx.xx	xx.xx	xx.xx	xx.xx
Total	**xx.xx**	**xx.xx**	**xx.xx**	**xx.xx**	**xx.xx**	**xx.xx**	**xx.xx**	**xx.xx**

Table 575. Canada Airport Baggage Screening Systems Market Size, by Purchasing Organization, 2017-2040 (USD Million)

Purchasing Organization	2017	2024	2025	2026	2027	2032	2040	CAGR (%)
Airlines	xx.xx	xx.xx	xx.xx	xx.xx	xx.xx	xx.xx	xx.xx	xx.xx
Airport and Terminal Operators	xx.xx	xx.xx	xx.xx	xx.xx	xx.xx	xx.xx	xx.xx	xx.xx
Contract Screening Operators	xx.xx	xx.xx	xx.xx	xx.xx	xx.xx	xx.xx	xx.xx	xx.xx
Customs and Border Authorities	xx.xx	xx.xx	xx.xx	xx.xx	xx.xx	xx.xx	xx.xx	xx.xx
Public Aviation Security Agencies	xx.xx	xx.xx	xx.xx	xx.xx	xx.xx	xx.xx	xx.xx	xx.xx
Total	**xx.xx**	**xx.xx**	**xx.xx**	**xx.xx**	**xx.xx**	**xx.xx**	**xx.xx**	**xx.xx**

Table 576. Canada Airport Baggage Screening Systems Market Size, by System Integration, 2017-2040 (USD Million)

System Integration	2017	2024	2025	2026	2027	2032	2040	CAGR (%)
Baggage Handling-Integrated Systems	xx.xx	xx.xx	xx.xx	xx.xx	xx.xx	xx.xx	xx.xx	xx.xx
Checkpoint Lane-Integrated Systems	xx.xx	xx.xx	xx.xx	xx.xx	xx.xx	xx.xx	xx.xx	xx.xx
Standalone Screening Systems	xx.xx	xx.xx	xx.xx	xx.xx	xx.xx	xx.xx	xx.xx	xx.xx
Total	**xx.xx**	**xx.xx**	**xx.xx**	**xx.xx**	**xx.xx**	**xx.xx**	**xx.xx**	**xx.xx**

Table 577. Canada Airport Baggage Screening Systems Market Size, by Image Review Location, 2017-2040 (USD Million)

Image Review Location	2017	2024	2025	2026	2027	2032	2040	CAGR (%)
Hybrid Image Review	xx.xx	xx.xx	xx.xx	xx.xx	xx.xx	xx.xx	xx.xx	xx.xx
Local Image Review	xx.xx	xx.xx	xx.xx	xx.xx	xx.xx	xx.xx	xx.xx	xx.xx
Off-Site Remote Image Review	xx.xx	xx.xx	xx.xx	xx.xx	xx.xx	xx.xx	xx.xx	xx.xx
On-Site Remote Image Review	xx.xx	xx.xx	xx.xx	xx.xx	xx.xx	xx.xx	xx.xx	xx.xx
Others	xx.xx	xx.xx	xx.xx	xx.xx	xx.xx	xx.xx	xx.xx	xx.xx
Total	**xx.xx**	**xx.xx**	**xx.xx**	**xx.xx**	**xx.xx**	**xx.xx**	**xx.xx**	**xx.xx**

Table 578. Canada Airport Baggage Screening Systems Market Size, by Procurement Channel, 2017-2040 (USD Million)

Procurement Channel	2017	2024	2025	2026	2027	2032	2040	CAGR (%)
Direct Technology Suppliers	xx.xx	xx.xx	xx.xx	xx.xx	xx.xx	xx.xx	xx.xx	xx.xx
Distributors and Resellers	xx.xx	xx.xx	xx.xx	xx.xx	xx.xx	xx.xx	xx.xx	xx.xx
Independent Technical Service Providers	xx.xx	xx.xx	xx.xx	xx.xx	xx.xx	xx.xx	xx.xx	xx.xx
Systems Integration Primes	xx.xx	xx.xx	xx.xx	xx.xx	xx.xx	xx.xx	xx.xx	xx.xx
Total	**xx.xx**	**xx.xx**	**xx.xx**	**xx.xx**	**xx.xx**	**xx.xx**	**xx.xx**	**xx.xx**

Table 579. Canada Airport Baggage Screening Systems Market Size, by Investment Purpose, 2017-2040 (USD Million)

Investment Purpose	2017	2024	2025	2026	2027	2032	2040	CAGR (%)
New Installations and Capacity Expansion	xx.xx	xx.xx	xx.xx	xx.xx	xx.xx	xx.xx	xx.xx	xx.xx
Retrofits and Upgrades	xx.xx	xx.xx	xx.xx	xx.xx	xx.xx	xx.xx	xx.xx	xx.xx
System Replacement	xx.xx	xx.xx	xx.xx	xx.xx	xx.xx	xx.xx	xx.xx	xx.xx
Others	xx.xx	xx.xx	xx.xx	xx.xx	xx.xx	xx.xx	xx.xx	xx.xx
Total	**xx.xx**	**xx.xx**	**xx.xx**	**xx.xx**	**xx.xx**	**xx.xx**	**xx.xx**	**xx.xx**

Sources & Evidence

1. House Report 119-173 - Department of Homeland Security Appropriations Bill, 2026

   · Evidence informing the 2030 market-value input; displayed series and growth include calculations: The aging installed fleet supports replacement demand, but does not establish the forecast's realization dates or annual purchasing rate. ([govinfo.gov](https://www.govinfo.gov/content/pkg/CRPT-119hrpt173/html/CRPT-119hrpt173.htm))

   · Evidence informing forecast-year allocation inputs; displayed values and growth are calculated: The report identifies xx.xx end-of-life systems within a xx.xx-system checked-baggage fleet. This constrains renewal exposure, not realized annual purchasing or a verified global replacement deadline.

   · Evidence informing base-year allocation inputs; displayed values and growth are calculated: Reports a TSA checked-baggage fleet of xx.xx EDS, including xx.xx at end-of-life, and assigns purchase, installation and maintenance responsibilities to TSA. Supports agency fleet calibration and renewal pressure, not the assumed forecast uplift.

   · Evidence informing forecast-year allocation inputs; displayed values and growth are calculated: Reports a TSA checked-baggage fleet of xx.xx EDS, including xx.xx at end-of-life, and assigns purchase, installation and maintenance responsibilities to TSA. Supports agency fleet calibration and renewal pressure, not the assumed forecast uplift.

   · Evidence informing forecast-year allocation inputs; displayed values and growth are calculated: The report identifies xx.xx end-of-life EDS within a xx.xx-unit U.S. checked-baggage fleet, citing the FY2024 capital plan. The derived xx.xx% backlog constrains the aging-fleet premise, but is neither an annual turnover rate nor a funded global replacement forecast.

2. GAO-24-106573 - DHS Annual Assessment: Most Programs Are Meeting Current Goals, but Some Continue to Face Cost and Schedule Challenges

- Evidence informing the 2026 market-value input; displayed series and growth include calculations: Reports plans for xx.xx checkpoint systems and xx.xx increment-one deployments by September 2023; supports an incomplete replacement cycle rather than universal CT adoption. ([gao.gov](https://www.gao.gov/assets/gao-xx.xx-xx.xx.pdf))
- Evidence informing base-year allocation inputs; displayed values and growth are calculated: Reports xx.xx AT/CT, xx.xx base, xx.xx mid-size and xx.xx full-size deployments by September 2023; supplies configuration proxies and an incomplete-renewal constraint, not contractual architecture shares. ([gao.gov](https://www.gao.gov/assets/gao-xx.xx-xx.xx.pdf))
- Evidence informing forecast-year allocation inputs; displayed values and growth are calculated: Reports xx.xx AT/CT, xx.xx base, xx.xx mid-size and xx.xx full-size deployments by September 2023; supplies configuration proxies and an incomplete-renewal constraint, not contractual architecture shares. ([gao.gov](https://www.gao.gov/assets/gao-xx.xx-xx.xx.pdf))
- Evidence informing base-year allocation inputs; displayed values and growth are calculated: The deployed configuration mix underlies the xx.xx/xx.xx newer-cohort and xx.xx/xx.xx older-cohort proxy calculations; global and contractual attribution remain modeled. ([gao.gov](https://www.gao.gov/assets/gao-xx.xx-xx.xx.pdf))
- Evidence informing forecast-year allocation inputs; displayed values and growth are calculated: The deployed configuration mix underlies the xx.xx/xx.xx newer-cohort and xx.xx/xx.xx older-cohort proxy calculations; global and contractual attribution remain modeled. ([gao.gov](https://www.gao.gov/assets/gao-xx.xx-xx.xx.pdf))
- Evidence informing base-year allocation inputs; displayed values and growth are calculated: The assessment records xx.xx checkpoint systems deployed by September 2023 against an eventual xx.xx-system program. This supports an incomplete replacement cycle and qualifies any assumption of universal CT adoption.
- Evidence informing forecast-year allocation inputs; displayed values and growth are calculated: The assessment records xx.xx checkpoint systems deployed by September 2023 against an eventual xx.xx-system program. This supports an incomplete replacement cycle and qualifies any assumption of universal CT adoption.
- Evidence informing base-year allocation inputs; displayed values and growth are calculated: Reports a September 2023 U.S. CT cohort containing xx.xx AT/CT and xx.xx base systems, providing counterevidence to assigning all CT activity automatically to integrated lanes.
- Evidence informing forecast-year allocation inputs; displayed values and growth are calculated: Reports a September 2023 U.S. CT cohort containing xx.xx AT/CT and xx.xx base systems, providing counterevidence to assigning all CT activity automatically to integrated lanes.
- Evidence informing base-year allocation inputs; displayed values and growth are calculated: Reports xx.xx mid-size and xx.xx full-size systems within xx.xx deployed CT systems; supports differentiated configuration assumptions rather than treating technology adoption as an integration-share observation.
- Evidence informing forecast-year allocation inputs; displayed values and growth are calculated: Reports xx.xx mid-size and xx.xx full-size systems within xx.xx deployed CT systems; supports differentiated configuration assumptions rather than treating technology adoption as an integration-share observation.
- Evidence informing base-year allocation inputs; displayed values and growth are calculated: The 2024 assessment records xx.xx checkpoint deployments as of September 2023 against xx.xx planned systems replacing aging equipment. It supports staged renewal, but does not establish current deployment completion or the modeled 2032 share.
- Evidence informing forecast-year allocation inputs; displayed values and growth are calculated: The 2024 assessment records xx.xx checkpoint deployments as of September 2023 against xx.xx planned systems replacing aging equipment. It supports staged renewal, but does not establish current deployment completion or the modeled 2032 share.
- Evidence informing forecast-year allocation inputs; displayed values and growth are calculated: The program separately anticipates enhancements to fielded systems, supporting a retained-equipment commercial pathway without supplying an attributable upgrade-revenue split.

3. Global Airport Passenger Traffic Reaches Record 9.8 Billion in 2025, Airports Council International World reports

   · Evidence informing the 2026 market-value input; displayed series and growth include calculations: Reports cooling passenger-growth momentum in 2026, supporting moderation of traffic-driven equipment expansion despite continuing replacement demand.
   ([aci.aero](https://aci.aero/2026/xx.xx/xx.xx/global-airport-passenger-traffic-reaches-record-xx.xx-xx.xx-billion-in-2025-airports-council-international-world-reports/))

4. Smiths Group PLC - Full Year Results for the 12 Months Ended 31 July 2025

- Evidence informing the 2024 market-value input; displayed series and growth include calculations: Discloses aviation original-equipment revenue of xx.xx and aftermarket revenue of xx.xx for FY2024; supplies historical cycle proxies. ([www-live.smiths.com](https://www-live.smiths.com/media/snqpxwkd/smiths-group-plc-annual-results-2025-press-release.pdf))
- Evidence informing the 2027 market-value input; displayed series and growth include calculations: Reports approximately xx.xx cumulative CTiX sales and continuing aviation upgrade demand; supports replacement activity, not an observed global forecast. ([www-live.smiths.com](https://www-live.smiths.com/media/snqpxwkd/smiths-group-plc-annual-results-2025-press-release.pdf))
- Evidence informing base-year allocation inputs; displayed values and growth are calculated: FY2025 aviation original-equipment revenue of GBP xx.xx provides an independent equipment-activity scale check, not a global category share. ([www-live.smiths.com](https://www-live.smiths.com/media/snqpxwkd/smiths-group-plc-annual-results-2025-press-release.pdf))
- Evidence informing forecast-year allocation inputs; displayed values and growth are calculated: FY2025 aviation original-equipment revenue of GBP xx.xx provides an independent equipment-activity scale check, not a global category share. ([www-live.smiths.com](https://www-live.smiths.com/media/snqpxwkd/smiths-group-plc-annual-results-2025-press-release.pdf))
- Evidence informing base-year allocation inputs; displayed values and growth are calculated: Approximately xx.xx cumulative CTiX sales corroborate commercial imaging activity and replacement demand; they do not measure annual global sales. ([www-live.smiths.com](https://www-live.smiths.com/media/snqpxwkd/smiths-group-plc-annual-results-2025-press-release.pdf))
- Evidence informing forecast-year allocation inputs; displayed values and growth are calculated: Approximately xx.xx cumulative CTiX sales corroborate commercial imaging activity and replacement demand; they do not measure annual global sales. ([www-live.smiths.com](https://www-live.smiths.com/media/snqpxwkd/smiths-group-plc-annual-results-2025-press-release.pdf))
- Evidence informing base-year allocation inputs; displayed values and growth are calculated: GBP xx.xx aviation aftermarket revenue supports lifecycle materiality while qualifying transfer of one supplier's mix to the global service allocation. ([www-live.smiths.com](https://www-live.smiths.com/media/snqpxwkd/smiths-group-plc-annual-results-2025-press-release.pdf))
- Evidence informing forecast-year allocation inputs; displayed values and growth are calculated: GBP xx.xx aviation aftermarket revenue supports lifecycle materiality while qualifying transfer of one supplier's mix to the global service allocation. ([www-live.smiths.com](https://www-live.smiths.com/media/snqpxwkd/smiths-group-plc-annual-results-2025-press-release.pdf))
- Evidence informing base-year allocation inputs; displayed values and growth are calculated: Reports approximately xx.xx cumulative CTiX sales and continuing aviation upgrade demand; cumulative sales constrain commercial scale but are not annual global shipments. ([www-live.smiths.com](https://www-live.smiths.com/media/snqpxwkd/smiths-group-plc-annual-results-2025-press-release.pdf))
- Evidence informing forecast-year allocation inputs; displayed values and growth are calculated: Reports approximately xx.xx cumulative CTiX sales and continuing aviation upgrade demand; cumulative sales constrain commercial scale but are not annual global shipments. ([www-live.smiths.com](https://www-live.smiths.com/media/snqpxwkd/smiths-group-plc-annual-results-2025-press-release.pdf))
- Evidence informing base-year allocation inputs; displayed values and growth are calculated: Reports four operating XDi units as of July 2025 and pending regulatory certification, constraining the small XRD cohort and qualifying aggressive commercialization assumptions.
- Evidence informing forecast-year allocation inputs; displayed values and growth are calculated: Reports four operating XDi units as of July 2025 and pending regulatory certification, constraining the small XRD cohort and qualifying aggressive commercialization assumptions.
- Evidence informing forecast-year allocation inputs; displayed values and growth are calculated: Reported checkpoint modernization provides a commercial reason to model substitution from discrete legacy offerings; the filing does not disclose standalone configuration revenue.
- Evidence informing forecast-year allocation inputs; displayed values and growth are calculated: FY2025

5. Smiths Group PLC - Annual Report & Accounts FY2023
   - Evidence informing the 2022 market-value input; displayed series and growth include calculations: Reports FY2022 aviation original-equipment revenue of xx.xx, used as a dimensionless historical capital-cycle proxy. ([www-live.smiths.com](https://www-live.smiths.com/media/phjp1j44/smiths-annual-report-2023.pdf))
   - Evidence informing the 2023 market-value input; displayed series and growth include calculations: Reports FY2023 aviation original-equipment revenue of xx.xx and aftermarket revenue of xx.xx; supports the modeled recovery direction. ([www-live.smiths.com](https://www-live.smiths.com/media/phjp1j44/smiths-annual-report-2023.pdf))
6. Smiths Group PLC - Annual Report FY2022
   - Evidence informing the 2021 market-value input; displayed series and growth include calculations: Reports FY2021 aviation revenue of xx.xx, providing a historical purchasing-cycle reference rather than a global observation. ([www-live.smiths.com](https://www-live.smiths.com/media/xjvdpblr/smiths-annual-report-2022-report.pdf))
   - Evidence informing the 2022 market-value input; displayed series and growth include calculations: Reports FY2022 aviation revenue of xx.xx and continued weakness in aviation original equipment; supports a delayed capital-spending trough. ([www-live.smiths.com](https://www-live.smiths.com/media/xjvdpblr/smiths-annual-report-2022-report.pdf))
7. Smiths Group PLC - Annual Results for the Year Ended 31 July 2019
   - Evidence informing the 2018 market-value input; displayed series and growth include calculations: Reports FY2018 aviation revenue of xx.xx, supplying the historical comparison underlying the backcast. ([smiths.com](https://www.smiths.com/media/u4wla1bw/smiths-group-plc-annual-results-2019-press-release.pdf))
   - Evidence informing the 2019 market-value input; displayed series and growth include calculations: Reports FY2019 aviation revenue of xx.xx and customer delivery deferrals, qualifying a traffic-only growth model. ([smiths.com](https://www.smiths.com/media/u4wla1bw/smiths-group-plc-annual-results-2019-press-release.pdf))
   - Evidence informing the 2020 market-value input; displayed series and growth include calculations: Identifies deliveries deferred into FY2020; supports the possibility of backlog-supported spending despite a contemporaneous traffic shock, not the exact modeled growth rate. ([smiths.com](https://www.smiths.com/media/u4wla1bw/smiths-group-plc-annual-results-2019-press-release.pdf))
8. ACI World - The High-Wire Balancing Act: Global Air Transport Demand in 2018 and 2019
   - Evidence informing the 2017 market-value input; displayed series and growth include calculations: Reports xx.xx airport passengers and xx.xx% growth in 2018; the growth observation informs the 2017 backcast bridge. ([blog.aci.aero](https://blog.aci.aero/airport-economics/the-high-wire-balancing-act-global-air-transport-demand-in-2018-and-2019/))
   - Evidence informing the 2018 market-value input; displayed series and growth include calculations: Provides the observed 2018 traffic-growth reference, not an equipment-market growth observation. ([blog.aci.aero](https://blog.aci.aero/airport-economics/the-high-wire-balancing-act-global-air-transport-demand-in-2018-and-2019/))
9. ICAO A42-WP/556 - State of the Industry and Outlook for Airport Traffic, Presented by ACI
   - Evidence informing the 2020 market-value input; displayed series and growth include calculations: Records the collapse from xx.xx airport passengers in 2019 to xx.xx in 2020; constrains the shock and funding-risk interpretation. ([icao.int](https://www.icao.int/sites/default/files/Meetings/a42/Documents/WP/wp_556_en.pdf))
   - Evidence informing the 2021 market-value input; displayed series and growth include calculations: Reports xx.xx airport passengers in 2021, supporting a prolonged funding and activity shock. ([icao.int](https://www.icao.int/sites/default/files/Meetings/a42/Documents/WP/wp_556_en.pdf))
   - Evidence informing the 2023 market-value input; displayed series and growth include calculations: Reports xx.xx airport passengers in 2023; traffic recovery is distinguished from equipment purchasing. ([icao.int](https://www.icao.int/sites/default/files/Meetings/a42/Documents/WP/wp_556_en.pdf))
   - Evidence informing the 2024 market-value input; displayed series and growth include calculations: Reports xx.xx airport passengers in 2024, providing a demand recovery cross-check. ([icao.int](https://www.icao.int/sites/default/files/Meetings/a42/Documents/WP/wp_556_en.pdf))

10. Port of Seattle - Baggage Handling System Optimization

- Evidence informing the 2029 market-value input; displayed series and growth include calculations: Seattle plans to consolidate six baggage-screening systems, increase supported passenger capacity, and reduce screening-machine demand. Supports integration spending without one-for-one detector growth. ([portseattle.org](https://www.portseattle.org/projects/baggage-handling-system-optimization))
- Evidence informing the 2032 market-value input; displayed series and growth include calculations: The consolidation example constrains equipment-volume assumptions; its whole baggage-handling project value is excluded from market sizing. ([portseattle.org](https://www.portseattle.org/projects/baggage-handling-system-optimization))
- Evidence informing the 2040 market-value input; displayed series and growth include calculations: Provides a commercial counterexample to extrapolating passenger growth directly into machine counts throughout the long-range forecast. ([portseattle.org](https://www.portseattle.org/projects/baggage-handling-system-optimization))
- Evidence informing forecast-year allocation inputs; displayed values and growth are calculated: Consolidation of six systems with reduced machine demand qualifies a traffic-to-detector-volume forecast. ([portseattle.org](https://www.portseattle.org/projects/baggage-handling-system-optimization))
- Evidence informing forecast-year allocation inputs; displayed values and growth are calculated: The consolidation project supports integration-driven conveyor demand, but its whole-project value is excluded. ([portseattle.org](https://www.portseattle.org/projects/baggage-handling-system-optimization))
- Evidence informing forecast-year allocation inputs; displayed values and growth are calculated: Brownfield consolidation supports the integration-demand premise, not the forecast's exact service growth factor. ([portseattle.org](https://www.portseattle.org/projects/baggage-handling-system-optimization))
- Evidence informing forecast-year allocation inputs; displayed values and growth are calculated: The airport replaces six separate screening systems with centralized screening and expects reduced screening-machine demand while expanding capacity. This supplies a counterforce to volume-only checked-baggage forecasting.
- Evidence informing base-year allocation inputs; displayed values and growth are calculated: Seattle is consolidating six screening systems, expects reduced screening-machine demand and schedules final-phase completion in 2029. Supports integration demand while constraining detector-volume growth; the whole-project budget is excluded.
- Evidence informing forecast-year allocation inputs; displayed values and growth are calculated: Seattle is consolidating six screening systems, expects reduced screening-machine demand and schedules final-phase completion in 2029. Supports integration demand while constraining detector-volume growth; the whole-project budget is excluded.
- Evidence informing forecast-year allocation inputs; displayed values and growth are calculated: Seattle's project combines increased screening capacity with consolidation from six screening systems and reduced screening-machine demand. This constrains the forecast assumption that capacity growth requires proportional equipment additions.
- Evidence informing forecast-year allocation inputs; displayed values and growth are calculated: Replacement and capacity objectives coexist within the project. Its wider baggage-handling budget is not treated as screening-equipment revenue or assigned additively to multiple purposes.

11. Smiths Group PLC - Half Year Results for the Six Months Ended 31 January 2026

- Evidence informing the 2026 market-value input; displayed series and growth include calculations: Reports xx.xx% organic growth for Smiths Detection in HY2026, with aviation checkpoint upgrades contributing. Supports a positive 2026 nowcast, not a directly observed global growth rate. ([www-live.smiths.com](https://www-live.smiths.com/media/villk35h/smiths-hy26-results-press-release.pdf))

12. CATSA - 2025 Annual Report, Management’s Discussion and Analysis
    - Evidence informing base-year allocation inputs; displayed values and growth are calculated: C$xx.xx EDS capital expenditure constrains the Canadian expenditure calibration; baggage attribution is modeled.
    - Evidence informing forecast-year allocation inputs; displayed values and growth are calculated: C$xx.xx EDS capital expenditure constrains the Canadian expenditure calibration; baggage attribution is modeled.
    - Evidence informing base-year allocation inputs; displayed values and growth are calculated: EDS capital expenditure of C$xx.xx includes equipment and installation/integration and supplies the training-calibration denominator, subject to baggage attribution. ([catsa-acsta.gc.ca](https://www.catsa-acsta.gc.ca/en/publications/2025-annual-report/management-discussion-and-analysis))
    - Evidence informing forecast-year allocation inputs; displayed values and growth are calculated: EDS capital expenditure of C$xx.xx includes equipment and installation/integration and supplies the training-calibration denominator, subject to baggage attribution. ([catsa-acsta.gc.ca](https://www.catsa-acsta.gc.ca/en/publications/2025-annual-report/management-discussion-and-analysis))
    - Evidence informing base-year allocation inputs; displayed values and growth are calculated: The capital definition includes associated installation and integration, supporting the distinction between deployment services and equipment value. ([catsa-acsta.gc.ca](https://www.catsa-acsta.gc.ca/en/publications/2025-annual-report/management-discussion-and-analysis))
    - Evidence informing forecast-year allocation inputs; displayed values and growth are calculated: The capital definition includes associated installation and integration, supporting the distinction between deployment services and equipment value. ([catsa-acsta.gc.ca](https://www.catsa-acsta.gc.ca/en/publications/2025-annual-report/management-discussion-and-analysis))
    - Evidence informing forecast-year allocation inputs; displayed values and growth are calculated: Actual spending, original budget and reprofile amounts constrain the forecast's purchasing-execution interpretation; they are not a global growth rate. ([catsa-acsta.gc.ca](https://www.catsa-acsta.gc.ca/en/publications/2025-annual-report/management-discussion-and-analysis))
    - Evidence informing base-year allocation inputs; displayed values and growth are calculated: FY2024/xx.xx pre-board capital appropriations used were C$xx.xx. This supplies the Canadian purchasing comparison and a component of the non-passenger-to-cabin activity proxy, not a global share.
    - Evidence informing forecast-year allocation inputs; displayed values and growth are calculated: FY2024/xx.xx pre-board capital appropriations used were C$xx.xx. This supplies the Canadian purchasing comparison and a component of the non-passenger-to-cabin activity proxy, not a global share.
    - Evidence informing base-year allocation inputs; displayed values and growth are calculated: FY2024/xx.xx hold-baggage capital appropriations used were C$xx.xx; this constrains the independent application-capital comparison.
    - Evidence informing base-year allocation inputs; displayed values and growth are calculated: FY2024/xx.xx non-passenger capital appropriations used were C$xx.xx, below the original C$xx.xx budget. Actual purchasing informs the proxy and qualifies automatic announcement-to-revenue conversion.
    - Evidence informing forecast-year allocation inputs; displayed values and growth are calculated: FY2024/xx.xx non-passenger capital appropriations used were C$xx.xx, below the original C$xx.xx budget. Actual purchasing informs the proxy and qualifies automatic announcement-to-revenue conversion.
    - Evidence informing base-year allocation inputs; displayed values and growth are calculated: Reports C$xx.xx EDS capital expenditure for FY2024/xx.xx and identifies both baggage equipment and full-body scanners in the capital scope, requiring a baggage-attribution adjustment.
    - Evidence informing forecast-year allocation inputs; displayed values and growth are calculated: Reports C$xx.xx EDS capital expenditure for FY2024/xx.xx and identifies both baggage equipment and full-body scanners in the capital scope, requiring a baggage-attribution adjustment.
    - Evidence informing forecast-year allocation inputs; displayed values and growth are calculated: EDS outturn was C$xx.xx versus an original C$xx.xx plan and revised C$xx.xx budget. Reprofiling constrains assumed award conversion and deployment timing; it does not measure procurement-channel mix. ([catsa-acsta.gc.ca](https://www.catsa-acsta.gc.ca/en/publications/2025-annual-report/management-discussion-and-analysis))
    - Evidence informing base-year allocation inputs; displayed values and growth are calculated: The actual capital-project list identifies hold-baggage capacity expansion at Montréal-Trudeau, supporting the expansion classification, not its modeled global revenue weight.
    - Evidence informing forecast-year allocation inputs; displayed values and growth are calculated: The actual capital-project list identifies hold-baggage capacity expansion at Montréal-Trudeau, supporting the expansion classification, not its modeled global revenue weight.
    - Evidence informing base-year allocation inputs; displayed values and growth are calculated: The actual

13. CATSA 2025 Annual Report - Notes to the Financial Statements

- Evidence informing base-year allocation inputs; displayed values and growth are calculated: FY2024/xx.xx accounts disclose C$xx.xx maintenance/spares and C$xx.xx training/certification, supporting the service-budget calibration but not global baggage-only shares. ([catsa-acsta.gc.ca](https://www.catsa-acsta.gc.ca/en/publications/2025-annual-report/notes-financial-statements))
- Evidence informing forecast-year allocation inputs; displayed values and growth are calculated: FY2024/xx.xx accounts disclose C$xx.xx maintenance/spares and C$xx.xx training/certification, supporting the service-budget calibration but not global baggage-only shares. ([catsa-acsta.gc.ca](https://www.catsa-acsta.gc.ca/en/publications/2025-annual-report/notes-financial-statements))
- Evidence informing base-year allocation inputs; displayed values and growth are calculated: Maintenance and spare parts are combined in the accounts; the labor-versus-goods split therefore remains modeled. ([catsa-acsta.gc.ca](https://www.catsa-acsta.gc.ca/en/publications/2025-annual-report/notes-financial-statements))
- Evidence informing forecast-year allocation inputs; displayed values and growth are calculated: Maintenance and spare parts are combined in the accounts; the labor-versus-goods split therefore remains modeled. ([catsa-acsta.gc.ca](https://www.catsa-acsta.gc.ca/en/publications/2025-annual-report/notes-financial-statements))
- Evidence informing base-year allocation inputs; displayed values and growth are calculated: The C$xx.xx training/certification expense supplies the numerator of the adjusted training-to-capital proxy. ([catsa-acsta.gc.ca](https://www.catsa-acsta.gc.ca/en/publications/2025-annual-report/notes-financial-statements))
- Evidence informing forecast-year allocation inputs; displayed values and growth are calculated: The C$xx.xx training/certification expense supplies the numerator of the adjusted training-to-capital proxy. ([catsa-acsta.gc.ca](https://www.catsa-acsta.gc.ca/en/publications/2025-annual-report/notes-financial-statements))
- Evidence informing base-year allocation inputs; displayed values and growth are calculated: C$xx.xx trace/consumables is distinct from maintenance/spares and supplies the contrary consumables-intensity comparator, not a global observation. ([catsa-acsta.gc.ca](https://www.catsa-acsta.gc.ca/en/publications/2025-annual-report/notes-financial-statements))
- Evidence informing forecast-year allocation inputs; displayed values and growth are calculated: C$xx.xx trace/consumables is distinct from maintenance/spares and supplies the contrary consumables-intensity comparator, not a global observation. ([catsa-acsta.gc.ca](https://www.catsa-acsta.gc.ca/en/publications/2025-annual-report/notes-financial-statements))
- Evidence informing base-year allocation inputs; displayed values and growth are calculated: Separately reports C$xx.xx maintenance/spares, C$xx.xx trace/consumables and C$xx.xx training/certification, constraining attributable agency lifecycle expenditure.
- Evidence informing base-year allocation inputs; displayed values and growth are calculated: Separates screening-contractor payments from equipment support, preventing staffing expenditure from becoming equipment-market purchasing.
- Evidence informing forecast-year allocation inputs; displayed values and growth are calculated: Separately reports C$xx.xx maintenance/spares, C$xx.xx trace/consumables and C$xx.xx training/certification, constraining attributable agency lifecycle expenditure.
- Evidence informing forecast-year allocation inputs; displayed values and growth are calculated: Separates screening-contractor payments from equipment support, preventing staffing expenditure from becoming equipment-market purchasing.
- Evidence informing base-year allocation inputs; displayed values and growth are calculated: Audited expense disclosure reports C$xx.xx for maintenance and spare parts in the year ended March xx.xx 2025. It constrains support-spending materiality, not the amount attributable to an independent provider. ([catsa-acsta.gc.ca](https://www.catsa-acsta.gc.ca/en/publications/2025-annual-report/notes-financial-statements))

14. Aviation security screening approved equipment list
    - Evidence informing base-year allocation inputs; displayed values and growth are calculated: Baggage EDS/EDSCB and conventional X-ray classes support the inspection-system boundary, not sales weights. ([gov.uk](https://www.gov.uk/government/collections/aviation-security-screening-approved-equipment-list))
    - Evidence informing forecast-year allocation inputs; displayed values and growth are calculated: Baggage EDS/EDSCB and conventional X-ray classes support the inspection-system boundary, not sales weights. ([gov.uk](https://www.gov.uk/government/collections/aviation-security-screening-approved-equipment-list))
    - Evidence informing base-year allocation inputs; displayed values and growth are calculated: Liquid detectors are a distinct cabin-baggage category; the complete bulk-material extension remains modeled within the captured boundary. ([gov.uk](https://www.gov.uk/government/collections/aviation-security-screening-approved-equipment-list))
    - Evidence informing forecast-year allocation inputs; displayed values and growth are calculated: Liquid detectors are a distinct cabin-baggage category; the complete bulk-material extension remains modeled within the captured boundary. ([gov.uk](https://www.gov.uk/government/collections/aviation-security-screening-approved-equipment-list))
    - Evidence informing base-year allocation inputs; displayed values and growth are calculated: ETD serves baggage and other applications, requiring explicit baggage attribution rather than allocating all detector sales here. ([gov.uk](https://www.gov.uk/government/collections/aviation-security-screening-approved-equipment-list))
    - Evidence informing forecast-year allocation inputs; displayed values and growth are calculated: ETD serves baggage and other applications, requiring explicit baggage attribution rather than allocating all detector sales here. ([gov.uk](https://www.gov.uk/government/collections/aviation-security-screening-approved-equipment-list))
    - Evidence informing base-year allocation inputs; displayed values and growth are calculated: Dedicated ETD consumables are separately recognized, supporting goods classification without establishing spending or unrestricted interchangeability. ([gov.uk](https://www.gov.uk/government/collections/aviation-security-screening-approved-equipment-list))
    - Evidence informing forecast-year allocation inputs; displayed values and growth are calculated: Dedicated ETD consumables are separately recognized, supporting goods classification without establishing spending or unrestricted interchangeability. ([gov.uk](https://www.gov.uk/government/collections/aviation-security-screening-approved-equipment-list))
15. Quantifying the Impacts of Delayed Maintenance of Airport Assets: A Guide - Chapter 6, Baggage Handling Systems
    - Evidence informing base-year allocation inputs; displayed values and growth are calculated: The baggage-handling cost study uses a modeled xx.xx% labor share, adopted only as an adjacent support-cost proxy. ([nationalacademies.org](https://www.nationalacademies.org/read/xx.xx/chapter/xx.xx))
    - Evidence informing forecast-year allocation inputs; displayed values and growth are calculated: The baggage-handling cost study uses a modeled xx.xx% labor share, adopted only as an adjacent support-cost proxy. ([nationalacademies.org](https://www.nationalacademies.org/read/xx.xx/chapter/xx.xx))
    - Evidence informing base-year allocation inputs; displayed values and growth are calculated: Its corresponding modeled xx.xx% parts share calibrates the labor/goods separation; it is not an observed screening-equipment ratio. ([nationalacademies.org](https://www.nationalacademies.org/read/xx.xx/chapter/xx.xx))
    - Evidence informing forecast-year allocation inputs; displayed values and growth are calculated: Its corresponding modeled xx.xx% parts share calibrates the labor/goods separation; it is not an observed screening-equipment ratio. ([nationalacademies.org](https://www.nationalacademies.org/read/xx.xx/chapter/xx.xx))

16. Procurement of Next Generation Security Checkpoint Equipment - Contract Award Notice

- Evidence informing base-year allocation inputs; displayed values and growth are calculated: The seven-system award includes automated tray return, demonstrating bundled purchasing but no separately priced hardware allocation. ([sell2wales.gov.wales](https://www.sell2wales.gov.wales/search/show/search_view.aspx?ID=NOV417275))
- Evidence informing forecast-year allocation inputs; displayed values and growth are calculated: The seven-system award includes automated tray return, demonstrating bundled purchasing but no separately priced hardware allocation. ([sell2wales.gov.wales](https://www.sell2wales.gov.wales/search/show/search_view.aspx?ID=NOV417275))
- Evidence informing base-year allocation inputs; displayed values and growth are calculated: The integrated CT/tray-return scope constrains the automation interface boundary; it does not value general airport conveyors. ([sell2wales.gov.wales](https://www.sell2wales.gov.wales/search/show/search_view.aspx?ID=NOV417275))
- Evidence informing forecast-year allocation inputs; displayed values and growth are calculated: The integrated CT/tray-return scope constrains the automation interface boundary; it does not value general airport conveyors. ([sell2wales.gov.wales](https://www.sell2wales.gov.wales/search/show/search_view.aspx?ID=NOV417275))
- Evidence informing base-year allocation inputs; displayed values and growth are calculated: Central image processing is an explicit purchased function, without a separately disclosed license price. ([sell2wales.gov.wales](https://www.sell2wales.gov.wales/search/show/search_view.aspx?ID=NOV417275))
- Evidence informing forecast-year allocation inputs; displayed values and growth are calculated: Central image processing is an explicit purchased function, without a separately disclosed license price. ([sell2wales.gov.wales](https://www.sell2wales.gov.wales/search/show/search_view.aspx?ID=NOV417275))
- Evidence informing base-year allocation inputs; displayed values and growth are calculated: Supply, installation and commissioning are included deliverables, supporting deployment-service attribution without establishing its percentage. ([sell2wales.gov.wales](https://www.sell2wales.gov.wales/search/show/search_view.aspx?ID=NOV417275))
- Evidence informing forecast-year allocation inputs; displayed values and growth are calculated: Supply, installation and commissioning are included deliverables, supporting deployment-service attribution without establishing its percentage. ([sell2wales.gov.wales](https://www.sell2wales.gov.wales/search/show/search_view.aspx?ID=NOV417275))
- Evidence informing base-year allocation inputs; displayed values and growth are calculated: The October xx.xx 2022 award covers seven systems combining cabin CT, tray return, image processing and deployment responsibilities. It supports integrated purchased scope, not completed delivery or a global sales weight.
- Evidence informing forecast-year allocation inputs; displayed values and growth are calculated: The October xx.xx 2022 award covers seven systems combining cabin CT, tray return, image processing and deployment responsibilities. It supports integrated purchased scope, not completed delivery or a global sales weight.
- Evidence informing base-year allocation inputs; displayed values and growth are calculated: The integrated Newcastle procurement reports a GBP xx.xx-xx.xx offer range but no physical review-room location; its value cannot be assigned automatically to local review. ([sell2wales.gov.wales](https://www.sell2wales.gov.wales/search/show/search_view.aspx?ID=NOV417275))
- Evidence informing forecast-year allocation inputs; displayed values and growth are calculated: The integrated Newcastle procurement reports a GBP xx.xx-xx.xx offer range but no physical review-room location; its value cannot be assigned automatically to local review. ([sell2wales.gov.wales](https://www.sell2wales.gov.wales/search/show/search_view.aspx?ID=NOV417275))
- Evidence informing base-year allocation inputs; displayed values and growth are calculated: Central image processing is included, but a separate on-site room is not specified; constrains classification rather than supplying a remote-review sales weight. ([sell2wales.gov.wales](https://www.sell2wales.gov.wales/search/show/search_view.aspx?ID=NOV417275))
- Evidence informing forecast-year allocation inputs; displayed values and growth are calculated: Central image processing is included, but a separate on-site room is not specified; constrains classification rather than supplying a remote-review sales weight. ([sell2wales.gov.wales](https://www.sell2wales.gov.wales/search/show/search_view.aspx?ID=NOV417275))
- Evidence informing base-year allocation inputs; displayed values and growth are calculated: The bundled award does not identify a mixed-location package or its attributable price, preventing automatic hybrid classification. ([sell2wales.gov.wales](https://www.sell2wales.gov.wales/search/show/search_view.aspx?ID=NOV417275))
- Evidence informing forecast-year allocation inputs; displayed values and growth are calculated: The bundled award does not identify a mixed-location package or its attributable price, preventing automatic hybrid classification.

17. AI for Monitoring Aviation Security: Fraport and German Federal Police Start Regular Operation of APIDS
    - Evidence informing forecast-year allocation inputs; displayed values and growth are calculated: January xx.xx 2026 APIDS deployment demonstrates additional software adoption, without establishing separate revenue. ([fraport.com](https://www.fraport.com/en/newsroom/press-releases/2026/q1/ai-for-monitoring-aviation-security.html))
    - Evidence informing forecast-year allocation inputs; displayed values and growth are calculated: Deployment on more than xx.xx CT scanners is the independent quantitative rollout test; it does not validate the modeled license-growth factor. ([fraport.com](https://www.fraport.com/en/newsroom/press-releases/2026/q1/ai-for-monitoring-aviation-security.html))
    - Evidence informing forecast-year allocation inputs; displayed values and growth are calculated: On January xx.xx 2026, Fraport announced regular APIDS software operation on more than xx.xx existing Smiths CT scanners. This independently supports retained-system enhancement at one buyer, not global penetration or realized license revenue.
18. Smiths Detection - Digital Innovation
    - Evidence informing base-year allocation inputs; displayed values and growth are calculated: The supplier identifies detection applications as a commercial function; separate fee allocation remains assumed. ([smithsdetection.com](https://www.smithsdetection.com/digital-innovation/))
    - Evidence informing forecast-year allocation inputs; displayed values and growth are calculated: The supplier identifies detection applications as a commercial function; separate fee allocation remains assumed. ([smithsdetection.com](https://www.smithsdetection.com/digital-innovation/))
    - Evidence informing base-year allocation inputs; displayed values and growth are calculated: Centralized screening supports the image-review function, not an observed software revenue weight. ([smithsdetection.com](https://www.smithsdetection.com/digital-innovation/))
    - Evidence informing forecast-year allocation inputs; displayed values and growth are calculated: Centralized screening supports the image-review function, not an observed software revenue weight. ([smithsdetection.com](https://www.smithsdetection.com/digital-innovation/))
    - Evidence informing base-year allocation inputs; displayed values and growth are calculated: Connectivity, multi-vendor integration and equipment-health applications establish the fleet-management function without proving customer-specific rights or prices. ([smithsdetection.com](https://www.smithsdetection.com/digital-innovation/))
    - Evidence informing forecast-year allocation inputs; displayed values and growth are calculated: Connectivity, multi-vendor integration and equipment-health applications establish the fleet-management function without proving customer-specific rights or prices. ([smithsdetection.com](https://www.smithsdetection.com/digital-innovation/))
    - Evidence informing base-year allocation inputs; displayed values and growth are calculated: ELECTORA is offered for integrating multi-vendor devices, datasets and applications; establishes the vendor-platform category but discloses no category revenue or customer-specific substitution entitlement. ([smithsdetection.com](https://www.smithsdetection.com/digital-innovation/))
    - Evidence informing forecast-year allocation inputs; displayed values and growth are calculated: ELECTORA is offered for integrating multi-vendor devices, datasets and applications; establishes the vendor-platform category but discloses no category revenue or customer-specific substitution entitlement. ([smithsdetection.com](https://www.smithsdetection.com/digital-innovation/))
19. UK Civil Aviation Authority - Threat Image Projection (TIP)
    - Evidence informing base-year allocation inputs; displayed values and growth are calculated: TIP library approval and renewal obligations support continuing software commitments, not the modeled global fee or share. ([caa.co.uk](https://www.caa.co.uk/commercial-industry/security/training-and-human-factors/threat-image-projection/))
    - Evidence informing forecast-year allocation inputs; displayed values and growth are calculated: TIP library approval and renewal obligations support continuing software commitments, not the modeled global fee or share. ([caa.co.uk](https://www.caa.co.uk/commercial-industry/security/training-and-human-factors/threat-image-projection/))

20. Smiths Detection - Service

- Evidence informing base-year allocation inputs; displayed values and growth are calculated: Inclusive capital-equipment support covers labor and parts, requiring a single-count economic allocation across services and goods. ([smithsdetection.com](https://www.smithsdetection.com/service/))
- Evidence informing forecast-year allocation inputs; displayed values and growth are calculated: Inclusive capital-equipment support covers labor and parts, requiring a single-count economic allocation across services and goods. ([smithsdetection.com](https://www.smithsdetection.com/service/))
- Evidence informing base-year allocation inputs; displayed values and growth are calculated: Equipment-specific training and certification are commercial offerings distinct from routine screening staffing. ([smithsdetection.com](https://www.smithsdetection.com/service/))
- Evidence informing forecast-year allocation inputs; displayed values and growth are calculated: Equipment-specific training and certification are commercial offerings distinct from routine screening staffing. ([smithsdetection.com](https://www.smithsdetection.com/service/))
- Evidence informing base-year allocation inputs; displayed values and growth are calculated: The parts-support offering and inclusive contracts corroborate the goods boundary, but not the assumed xx.xx% allocation. ([smithsdetection.com](https://www.smithsdetection.com/service/))
- Evidence informing forecast-year allocation inputs; displayed values and growth are calculated: The parts-support offering and inclusive contracts corroborate the goods boundary, but not the assumed xx.xx% allocation. ([smithsdetection.com](https://www.smithsdetection.com/service/))
- Evidence informing base-year allocation inputs; displayed values and growth are calculated: Describes inclusive labor-and-parts contracts and manufacturer support, supporting nonduplicative lifecycle attribution to projection equipment, not a verified xx.xx% fee. ([smithsdetection.com](https://www.smithsdetection.com/service/))
- Evidence informing forecast-year allocation inputs; displayed values and growth are calculated: Describes inclusive labor-and-parts contracts and manufacturer support, supporting nonduplicative lifecycle attribution to projection equipment, not a verified xx.xx% fee. ([smithsdetection.com](https://www.smithsdetection.com/service/))
- Evidence informing base-year allocation inputs; displayed values and growth are calculated: Supports the existence of manufacturer lifecycle offerings; broad service-footprint counts are not used as CT revenue weights.
- Evidence informing forecast-year allocation inputs; displayed values and growth are calculated: Supports the existence of manufacturer lifecycle offerings; broad service-footprint counts are not used as CT revenue weights.
- Evidence informing base-year allocation inputs; displayed values and growth are calculated: Supports commercial maintenance, refurbishment and parts offerings for portable equipment without establishing baggage-specific service receipts.
- Evidence informing forecast-year allocation inputs; displayed values and growth are calculated: Supports commercial maintenance, refurbishment and parts offerings for portable equipment without establishing baggage-specific service receipts.
- Evidence informing base-year allocation inputs; displayed values and growth are calculated: The manufacturer markets direct on-site support and inclusive capital-equipment labor-and-parts contracts. This supports a continuing manufacturer-service alternative, without measuring a pricing premium. ([smithsdetection.com](https://www.smithsdetection.com/service/))
- Evidence informing forecast-year allocation inputs; displayed values and growth are calculated: The manufacturer markets direct on-site support and inclusive capital-equipment labor-and-parts contracts. This supports a continuing manufacturer-service alternative, without measuring a pricing premium. ([smithsdetection.com](https://www.smithsdetection.com/service/))
- Evidence informing base-year allocation inputs; displayed values and growth are calculated: Manufacturer-provided bundled support is a commercial alternative to separate technical-service procurement, limiting assumptions of unrestricted third-party substitution. ([smithsdetection.com](https://www.smithsdetection.com/service/))
- Evidence informing forecast-year allocation inputs; displayed values and growth are calculated: Manufacturer-provided bundled support is a commercial alternative to separate technical-service procurement, limiting assumptions of unrestricted third-party substitution. ([smithsdetection.com](https://www.smithsdetection.com/service/))

21. Hold baggage screening upgrade, Dublin and Cork Airports, Ireland

- Evidence informing base-year allocation inputs; displayed values and growth are calculated: Separate professional-service appointments cover project controls, design oversight and interface management; the broader construction budget is not used as screening-service revenue. ([neccontract.com](https://www.neccontract.com/projects/hold-baggage-screening-upgrade-dublin-and-cork-airports-ireland))
- Evidence informing forecast-year allocation inputs; displayed values and growth are calculated: Separate professional-service appointments cover project controls, design oversight and interface management; the broader construction budget is not used as screening-service revenue. ([neccontract.com](https://www.neccontract.com/projects/hold-baggage-screening-upgrade-dublin-and-cork-airports-ireland))
- Evidence informing base-year allocation inputs; displayed values and growth are calculated: Describes three upgraded hold-baggage systems delivered through separate construction, baggage-integration and advisory appointments, completed in March 2023. Supports integrated-system attribution without assuming a universal single-prime model.
- Evidence informing forecast-year allocation inputs; displayed values and growth are calculated: Describes three upgraded hold-baggage systems delivered through separate construction, baggage-integration and advisory appointments, completed in March 2023. Supports integrated-system attribution without assuming a universal single-prime model.

22. Corporate Plan 2025-26 to 2029-30 Summary - Financial Overview
    - Evidence informing base-year allocation inputs; displayed values and growth are calculated: CATSA distinguishes major-checkpoint CT replacement from single-view-to-multiview replacement elsewhere, supporting application-specific projection demand and forecast assumptions. It also discloses capital funding subject to reprofile approval. ([catsa-acsta.gc.ca](https://www.catsa-acsta.gc.ca/en/publications/corporate-plan-2025-xx.xx-2029-xx.xx/financial-overview))
    - Evidence informing forecast-year allocation inputs; displayed values and growth are calculated: CATSA distinguishes major-checkpoint CT replacement from single-view-to-multiview replacement elsewhere, supporting application-specific projection demand and forecast assumptions. It also discloses capital funding subject to reprofile approval. ([catsa-acsta.gc.ca](https://www.catsa-acsta.gc.ca/en/publications/corporate-plan-2025-xx.xx-2029-xx.xx/financial-overview))
    - Evidence informing base-year allocation inputs; displayed values and growth are calculated: Identifies single-view equipment as a replacement population, supporting the modeled displacement mechanism rather than an observed global share.
    - Evidence informing forecast-year allocation inputs; displayed values and growth are calculated: Identifies single-view equipment as a replacement population, supporting the modeled displacement mechanism rather than an observed global share.
    - Evidence informing base-year allocation inputs; displayed values and growth are calculated: Multiview remains a planned purchasing destination at non-passenger checkpoints and Class xx.xx airports, qualifying universal CT substitution.
    - Evidence informing forecast-year allocation inputs; displayed values and growth are calculated: Multiview remains a planned purchasing destination at non-passenger checkpoints and Class xx.xx airports, qualifying universal CT substitution.
    - Evidence informing base-year allocation inputs; displayed values and growth are calculated: CT replacement is a stated major-checkpoint investment priority, subject to funding and delivery risks; this supports direction, not the modeled global share.
    - Evidence informing forecast-year allocation inputs; displayed values and growth are calculated: CT replacement is a stated major-checkpoint investment priority, subject to funding and delivery risks; this supports direction, not the modeled global share.
    - Evidence informing base-year allocation inputs; displayed values and growth are calculated: The plan includes additional screening equipment and expansion of existing hold-baggage screening capacity. Its FY2025/xx.xx capital budget is C$xx.xx across mixed activities; plans are not recognized supplier revenue.
    - Evidence informing forecast-year allocation inputs; displayed values and growth are calculated: The plan includes additional screening equipment and expansion of existing hold-baggage screening capacity. Its FY2025/xx.xx capital budget is C$xx.xx across mixed activities; plans are not recognized supplier revenue.
    - Evidence informing base-year allocation inputs; displayed values and growth are calculated: The plan distinguishes replacement of checkpoint X-ray equipment with CT and asset lifecycle renewal from additional capacity. Funding, partner timing and reprofiling qualify forecast realization.
    - Evidence informing forecast-year allocation inputs; displayed values and growth are calculated: The plan distinguishes replacement of checkpoint X-ray equipment with CT and asset lifecycle renewal from additional capacity. Funding, partner timing and reprofiling qualify forecast realization.
23. ECAC CEP Public Equipment List - Explosive Detection Systems, Update 18 April 2025
    - Evidence informing base-year allocation inputs; displayed values and growth are calculated: The April xx.xx 2025 list retains XRD xx.xx supporting the legacy commercial-category premise but not the assumed installed cohort or sales volume. ([ecac-ceac.org](https://www.ecac-ceac.org/images/activities/security/ECAC-CEP-EDS-equipment_public_list_update_20250418.pdf))
    - Evidence informing forecast-year allocation inputs; displayed values and growth are calculated: The April xx.xx 2025 list retains XRD xx.xx supporting the legacy commercial-category premise but not the assumed installed cohort or sales volume. ([ecac-ceac.org](https://www.ecac-ceac.org/images/activities/security/ECAC-CEP-EDS-equipment_public_list_update_20250418.pdf))

24. Partners - HALO X-ray Technologies Ltd

· Evidence informing base-year allocation inputs; displayed values and growth are calculated: Named airport pilots and approximately USD xx.xx and USD xx.xx development programs establish commercialization activity and program scale, not realized annual XRD equipment revenue. ([haloxray.com](https://www.haloxray.com/partners))

· Evidence informing forecast-year allocation inputs; displayed values and growth are calculated: Named airport pilots and approximately USD xx.xx and USD xx.xx development programs establish commercialization activity and program scale, not realized annual XRD equipment revenue. ([haloxray.com](https://www.haloxray.com/partners))

25. Explosives Trace Detectors (ETDs): Market Survey Report, November 2021

· Evidence informing base-year allocation inputs; displayed values and growth are calculated: Historical IONSCAN xx.xx list-price configurations around USD xx.xx-xx.xx constrain the IMS price class; they do not establish 2025 purchasing volumes or realizations. ([dhs.gov](https://dhs.gov/sites/default/files/2021-xx.xx/SAVER_Explosives%20Trace%20Detectors%20MSR_08Nov2021_Final-xx.xx.pdf))

· Evidence informing forecast-year allocation inputs; displayed values and growth are calculated: Historical IONSCAN xx.xx list-price configurations around USD xx.xx-xx.xx constrain the IMS price class; they do not establish 2025 purchasing volumes or realizations. ([dhs.gov](https://dhs.gov/sites/default/files/2021-xx.xx/SAVER_Explosives%20Trace%20Detectors%20MSR_08Nov2021_Final-xx.xx.pdf))

· Evidence informing base-year allocation inputs; displayed values and growth are calculated: The Fido X4 historical USD xx.xx list-price benchmark supports the explicit nominal-price bridge; baggage attribution and unit mix remain modeled.

· Evidence informing forecast-year allocation inputs; displayed values and growth are calculated: The Fido X4 historical USD xx.xx list-price benchmark supports the explicit nominal-price bridge; baggage attribution and unit mix remain modeled.

26. Astrotech Corporation - Form 10-K for the Fiscal Year Ended June 30, 2025

· Evidence informing base-year allocation inputs; displayed values and growth are calculated: Discloses FY2025 product and service revenue, xx.xx deployment locations, and a six-unit USD xx.xx order. These provide a price comparator and supplier-scale check, not baggage-only revenue. ([sec.gov](https://www.sec.gov/Archives/edgar/data/xx.xx/xx.xx/astc20250630_10k.htm))

· Evidence informing forecast-year allocation inputs; displayed values and growth are calculated: Discloses FY2025 product and service revenue, xx.xx deployment locations, and a six-unit USD xx.xx order. These provide a price comparator and supplier-scale check, not baggage-only revenue. ([sec.gov](https://www.sec.gov/Archives/edgar/data/xx.xx/xx.xx/astc20250630_10k.htm))

27. Astrotech Corporation - Form 10-K for the Fiscal Year Ended June 30, 2026

· Evidence informing base-year allocation inputs; displayed values and growth are calculated: Reports eight TRACER units sold in FY2025 versus three in FY2026, identifies grant-related revenue within FY2025 product revenue, and describes a potential subsidiary sale. These constrain MS attribution and forecast optimism. ([sec.gov](https://www.sec.gov/Archives/edgar/data/xx.xx/xx.xx/astc20260630_10k.htm))

· Evidence informing forecast-year allocation inputs; displayed values and growth are calculated: Reports eight TRACER units sold in FY2025 versus three in FY2026, identifies grant-related revenue within FY2025 product revenue, and describes a potential subsidiary sale. These constrain MS attribution and forecast optimism. ([sec.gov](https://www.sec.gov/Archives/edgar/data/xx.xx/xx.xx/astc20260630_10k.htm))

28. Liquid Explosive Detector, Bottle Liquid Scanner, Insight - Agilent

· Evidence informing base-year allocation inputs; displayed values and growth are calculated: Identifies Raman-based airport resolution products and dated September 2025 launch and May 2026 contract announcements. Supports category continuity and adoption premises, not global unit or revenue shares. ([agilent.com](https://www.agilent.com/en/product/molecular-spectroscopy/raman-spectroscopy/raman-aviation-security-systems/insight-series-alarm-resolution-systems))

· Evidence informing forecast-year allocation inputs; displayed values and growth are calculated: Identifies Raman-based airport resolution products and dated September 2025 launch and May 2026 contract announcements. Supports category continuity and adoption premises, not global unit or revenue shares. ([agilent.com](https://www.agilent.com/en/product/molecular-spectroscopy/raman-spectroscopy/raman-aviation-security-systems/insight-series-alarm-resolution-systems))

29. Bottle Liquid Scanner for Sale from China - Securina

- Evidence informing base-year allocation inputs; displayed values and growth are calculated: Positions microwave-based liquid-screening products for airports and customs. Supports commercial classification only; prices, authorization and purchasing weights remain assumptions. ([securinadetection.com](https://www.securinadetection.com/Bottle-Liquid-Scanner-Manufacturer-China.html))
- Evidence informing forecast-year allocation inputs; displayed values and growth are calculated: Positions microwave-based liquid-screening products for airports and customs. Supports commercial classification only; prices, authorization and purchasing weights remain assumptions. ([securinadetection.com](https://www.securinadetection.com/Bottle-Liquid-Scanner-Manufacturer-China.html))

30. Quick, Accurate Threat-Detection Scanner for Liquid, Aerosol, and Gels Eases and Secures Air Travel Worldwide

- Evidence informing base-year allocation inputs; displayed values and growth are calculated: Identifies LS10 as a complete commercial liquid scanner combining RF and ultrasonic capabilities, supporting nonduplicative complete-product attribution. ([battelle.org](https://www.battelle.org/insights/case-studies/case-study-details/quick-accurate-threat-detection-scanner-for-liquid-aerosol-and-gels-eases-and-secures-air-travel-worldwide))
- Evidence informing forecast-year allocation inputs; displayed values and growth are calculated: Identifies LS10 as a complete commercial liquid scanner combining RF and ultrasonic capabilities, supporting nonduplicative complete-product attribution. ([battelle.org](https://www.battelle.org/insights/case-studies/case-study-details/quick-accurate-threat-detection-scanner-for-liquid-aerosol-and-gels-eases-and-secures-air-travel-worldwide))

31. ECAC CEP Public Equipment List - Liquid Explosive Detection Systems, Update 10 July 2025

- Evidence informing base-year allocation inputs; displayed values and growth are calculated: The July xx.xx 2025 list includes One Resonance Sensors MobiLab BLS. This supports retained listed status for a named product, not active supply, paid installed stock or observed receipts. ([ecac-ceac.org](https://www.ecac-ceac.org/images/activities/security/ECAC-CEP-LEDS%20equipment%20public%20list-update%xx.xx-xx.xx-rev1.pdf))
- Evidence informing forecast-year allocation inputs; displayed values and growth are calculated: The July xx.xx 2025 list includes One Resonance Sensors MobiLab BLS. This supports retained listed status for a named product, not active supply, paid installed stock or observed receipts. ([ecac-ceac.org](https://www.ecac-ceac.org/images/activities/security/ECAC-CEP-LEDS%20equipment%20public%20list-update%xx.xx-xx.xx-rev1.pdf))

32. MobiLab BLS Bottled Liquid Scanner Endorsed By European Civil Aviation Conference

- Evidence informing base-year allocation inputs; displayed values and growth are calculated: The company's May xx.xx 2014 announcement identifies MobiLab BLS as an NMR-based airport liquid scanner and states that orders were being accepted. Establishes historical commercial offering, not 2025 deliveries. ([prnewswire.com](https://www.prnewswire.com/news-releases/mobilab-bls-bottled-liquid-scanner-endorsed-by-european-civil-aviation-conference-xx.xx.html))
- Evidence informing forecast-year allocation inputs; displayed values and growth are calculated: The company's May xx.xx 2014 announcement identifies MobiLab BLS as an NMR-based airport liquid scanner and states that orders were being accepted. Establishes historical commercial offering, not 2025 deliveries. ([prnewswire.com](https://www.prnewswire.com/news-releases/mobilab-bls-bottled-liquid-scanner-endorsed-by-european-civil-aviation-conference-xx.xx.html))

33. SafePointe BLS Powered by ORS - Bottled Liquid Explosives Detection Solution

    · Evidence informing base-year allocation inputs; displayed values and growth are calculated: The branded supplier brochure documents an ORS-powered bottled-liquid product channel. Its availability does not establish current orders or support continuity; it supports only the legacy-channel modeling premise. ([uploads-ssl.webflow.com](https://uploads-ssl.webflow.com/608330bcae48962bf6d7ff37/6149f80be6c30d34b5e3debe_BLS-Flyer-Compressed.pdf))

    · Evidence informing forecast-year allocation inputs; displayed values and growth are calculated: The branded supplier brochure documents an ORS-powered bottled-liquid product channel. Its availability does not establish current orders or support continuity; it supports only the legacy-channel modeling premise. ([uploads-ssl.webflow.com](https://uploads-ssl.webflow.com/608330bcae48962bf6d7ff37/6149f80be6c30d34b5e3debe_BLS-Flyer-Compressed.pdf))

34. Florida Division of Corporations - One Resonance Sensors, LLC, Entity Detail

    · Evidence informing base-year allocation inputs; displayed values and growth are calculated: The official registry records One Resonance Sensors, LLC as inactive following administrative dissolution on September xx.xx 2019. This counterevidence constrains continuity assumptions but does not prove zero surviving product support. ([search.sunbiz.org](https://search.sunbiz.org/Inquiry/CorporationSearch/SearchResultDetail?aggregateId=flal-l11000122986-c57f60b3-690d-4c87-836a-9aeb045075e8&directionType=CurrentList&inquirytype=EntityName&listNameOrder=ONERESONANCESENSORS+L110001229860&searchNameOrder=ONERESONANCESENSORS+L110001229860&searchTerm=ONE+RED+AMPERSAND+LLC))

    · Evidence informing forecast-year allocation inputs; displayed values and growth are calculated: The official registry records One Resonance Sensors, LLC as inactive following administrative dissolution on September xx.xx 2019. This counterevidence constrains continuity assumptions but does not prove zero surviving product support. ([search.sunbiz.org](https://search.sunbiz.org/Inquiry/CorporationSearch/SearchResultDetail?aggregateId=flal-l11000122986-c57f60b3-690d-4c87-836a-9aeb045075e8&directionType=CurrentList&inquirytype=EntityName&listNameOrder=ONERESONANCESENSORS+L110001229860&searchNameOrder=ONERESONANCESENSORS+L110001229860&searchTerm=ONE+RED+AMPERSAND+LLC))

35. Explosive Detection - Teledyne FLIR Defense

    · Evidence informing base-year allocation inputs; displayed values and growth are calculated: Lists offered Fido X-series products and service support, supporting commercial offering continuity only, not airport-specific eligibility or sales weights. ([flir.com](https://www.flir.com/threat-detection/explosives/))

    · Evidence informing forecast-year allocation inputs; displayed values and growth are calculated: Lists offered Fido X-series products and service support, supporting commercial offering continuity only, not airport-specific eligibility or sales weights. ([flir.com](https://www.flir.com/threat-detection/explosives/))

36. Scintrex Trace E3500 Explosive Trace Detection Unit - SecurityPro USA

    · Evidence informing base-year allocation inputs; displayed values and growth are calculated: The distributor offers E3500 chemiluminescence equipment and identifies customs/border applications. Supports a commercial category lead, not measured airport purchasing or the assumed price. ([securityprousa.com](https://www.securityprousa.com/collections/explosive-detection/products/scintrex-trace-e3500-explosive-trace-detection-unit))

    · Evidence informing forecast-year allocation inputs; displayed values and growth are calculated: The distributor offers E3500 chemiluminescence equipment and identifies customs/border applications. Supports a commercial category lead, not measured airport purchasing or the assumed price. ([securityprousa.com](https://www.securityprousa.com/collections/explosive-detection/products/scintrex-trace-e3500-explosive-trace-detection-unit))

37. Portable Explosive Detector - Trace Detector EVD-3000+

- Evidence informing base-year allocation inputs; displayed values and growth are calculated: The distributor offers EVD-xx.xx+ thermo-redox equipment. Supports offered-product classification, not airport authorization, purchasing volume or the modeled realization. ([securityprousa.com](https://www.securityprousa.com/products/scintrex-trace-evd-xx.xx-portable-trace-detection-unit))
- Evidence informing forecast-year allocation inputs; displayed values and growth are calculated: The distributor offers EVD-xx.xx+ thermo-redox equipment. Supports offered-product classification, not airport authorization, purchasing volume or the modeled realization. ([securityprousa.com](https://www.securityprousa.com/products/scintrex-trace-evd-xx.xx-portable-trace-detection-unit))

38. CATSA's Purchase Order Terms and Conditions

- Evidence informing base-year allocation inputs; displayed values and growth are calculated: Contract terms constrain maintenance, parts and consumables escalation, qualifying unrestricted aftermarket pricing assumptions in the projection lifecycle model. ([catsa-acsta.gc.ca](https://www.catsa-acsta.gc.ca/en/publications/catsa-s-purchase-order-terms-and-conditions))
- Evidence informing forecast-year allocation inputs; displayed values and growth are calculated: Contract terms constrain maintenance, parts and consumables escalation, qualifying unrestricted aftermarket pricing assumptions in the projection lifecycle model. ([catsa-acsta.gc.ca](https://www.catsa-acsta.gc.ca/en/publications/catsa-s-purchase-order-terms-and-conditions))
- Evidence informing base-year allocation inputs; displayed values and growth are calculated: Contractual price limits constrain the pricing premise, but do not verify CT-specific global support receipts.
- Evidence informing forecast-year allocation inputs; displayed values and growth are calculated: Contractual price limits constrain the pricing premise, but do not verify CT-specific global support receipts.
- Evidence informing base-year allocation inputs; displayed values and growth are calculated: Maintenance and consumable escalation limits qualify the trace-platform pricing assumption rather than establishing the modeled IMS share.
- Evidence informing forecast-year allocation inputs; displayed values and growth are calculated: Maintenance and consumable escalation limits qualify the trace-platform pricing assumption rather than establishing the modeled IMS share.
- Evidence informing base-year allocation inputs; displayed values and growth are calculated: The pre-existing-software clause grants broad license rights without transferring ownership; proprietary ownership alone therefore cannot establish the Closed revenue numerator. ([catsa-acsta.gc.ca](https://www.catsa-acsta.gc.ca/en/publications/catsa-s-purchase-order-terms-and-conditions))
- Evidence informing forecast-year allocation inputs; displayed values and growth are calculated: The pre-existing-software clause grants broad license rights without transferring ownership; proprietary ownership alone therefore cannot establish the Closed revenue numerator. ([catsa-acsta.gc.ca](https://www.catsa-acsta.gc.ca/en/publications/catsa-s-purchase-order-terms-and-conditions))
- Evidence informing base-year allocation inputs; displayed values and growth are calculated: Software modification rights are not themselves proof of standards-based interfaces or independent component substitution; supports conservative classification. ([catsa-acsta.gc.ca](https://www.catsa-acsta.gc.ca/en/publications/catsa-s-purchase-order-terms-and-conditions))
- Evidence informing forecast-year allocation inputs; displayed values and growth are calculated: Software modification rights are not themselves proof of standards-based interfaces or independent component substitution; supports conservative classification. ([catsa-acsta.gc.ca](https://www.catsa-acsta.gc.ca/en/publications/catsa-s-purchase-order-terms-and-conditions))

39. Liquids Scanner for Airport Security - UC Davis
    - Evidence informing base-year allocation inputs; displayed values and growth are calculated: The February xx.xx 2011 account establishes a development contract and licensing relationship. Its development allocation is excluded from 2025 receipts and does not establish a surviving commercial cohort. ([ucdavis.edu](https://www.ucdavis.edu/news/liquids-scanner-airport-security))
    - Evidence informing forecast-year allocation inputs; displayed values and growth are calculated: The February xx.xx 2011 account establishes a development contract and licensing relationship. Its development allocation is excluded from 2025 receipts and does not establish a surviving commercial cohort. ([ucdavis.edu](https://www.ucdavis.edu/news/liquids-scanner-airport-security))
40. Open Architecture for Airport Security Systems, Second Edition
    - Evidence informing base-year allocation inputs; displayed values and growth are calculated: Distinguishes proprietary integration from interoperable connections, supporting the category boundary rather than an observed revenue share. ([aci-europe.org](https://aci-europe.org/downloads/resources/Open%20Architecture%20for%20Airport%20Security%20Systems%202nd%20Edition.pdf))
    - Evidence informing forecast-year allocation inputs; displayed values and growth are calculated: Distinguishes proprietary integration from interoperable connections, supporting the category boundary rather than an observed revenue share. ([aci-europe.org](https://aci-europe.org/downloads/resources/Open%20Architecture%20for%20Airport%20Security%20Systems%202nd%20Edition.pdf))
    - Evidence informing base-year allocation inputs; displayed values and growth are calculated: Integration does not guarantee interoperability; this constrains attribution of vendor-mediated configurations. ([aci-europe.org](https://aci-europe.org/downloads/resources/Open%20Architecture%20for%20Airport%20Security%20Systems%202nd%20Edition.pdf))
    - Evidence informing forecast-year allocation inputs; displayed values and growth are calculated: Integration does not guarantee interoperability; this constrains attribution of vendor-mediated configurations. ([aci-europe.org](https://aci-europe.org/downloads/resources/Open%20Architecture%20for%20Airport%20Security%20Systems%202nd%20Edition.pdf))
    - Evidence informing base-year allocation inputs; displayed values and growth are calculated: Allows identified partial compliance and discusses accountable integration responsibilities; supports scoped open attribution, not whole-purchase reclassification. ([aci-europe.org](https://aci-europe.org/downloads/resources/Open%20Architecture%20for%20Airport%20Security%20Systems%202nd%20Edition.pdf))
    - Evidence informing forecast-year allocation inputs; displayed values and growth are calculated: Allows identified partial compliance and discusses accountable integration responsibilities; supports scoped open attribution, not whole-purchase reclassification. ([aci-europe.org](https://aci-europe.org/downloads/resources/Open%20Architecture%20for%20Airport%20Security%20Systems%202nd%20Edition.pdf))

41. CATSA 2025 Annual Report - Overview of Activities

- Evidence informing base-year allocation inputs; displayed values and growth are calculated: Reports xx.xx CATSA Plus lines across xx.xx airports serving more than xx.xx% of passengers in 2024/xx.xx; provides an independent integration-activity check, not a direct value allocation. ([catsa-acsta.gc.ca](https://www.catsa-acsta.gc.ca/en/publications/2025-annual-report/overview-activities))
- Evidence informing forecast-year allocation inputs; displayed values and growth are calculated: Reports xx.xx CATSA Plus lines across xx.xx airports serving more than xx.xx% of passengers in 2024/xx.xx; provides an independent integration-activity check, not a direct value allocation. ([catsa-acsta.gc.ca](https://www.catsa-acsta.gc.ca/en/publications/2025-annual-report/overview-activities))
- Evidence informing base-year allocation inputs; displayed values and growth are calculated: The reported modernized passenger coverage constrains an assumption of universally standalone activity, while leaving commercial architecture and revenue attribution unresolved. ([catsa-acsta.gc.ca](https://www.catsa-acsta.gc.ca/en/publications/2025-annual-report/overview-activities))
- Evidence informing forecast-year allocation inputs; displayed values and growth are calculated: The reported modernized passenger coverage constrains an assumption of universally standalone activity, while leaving commercial architecture and revenue attribution unresolved. ([catsa-acsta.gc.ca](https://www.catsa-acsta.gc.ca/en/publications/2025-annual-report/overview-activities))
- Evidence informing forecast-year allocation inputs; displayed values and growth are calculated: The annual report identifies enhanced non-passenger requirements and implementation planned from spring 2025. This supports a conditional modernization premise, not the modeled global uptake factor.
- Evidence informing base-year allocation inputs; displayed values and growth are calculated: Reports xx.xx CATSA Plus lines and more than xx.xx% passenger coverage in 2024/xx.xx; provides a Canadian adoption comparator, not a global local-review revenue weight. ([catsa-acsta.gc.ca](https://www.catsa-acsta.gc.ca/en/publications/2025-annual-report/overview-activities))
- Evidence informing forecast-year allocation inputs; displayed values and growth are calculated: Reports xx.xx CATSA Plus lines and more than xx.xx% passenger coverage in 2024/xx.xx; provides a Canadian adoption comparator, not a global local-review revenue weight. ([catsa-acsta.gc.ca](https://www.catsa-acsta.gc.ca/en/publications/2025-annual-report/overview-activities))
- Evidence informing base-year allocation inputs; displayed values and growth are calculated: Identifies remote screening within CATSA Plus and quantifies deployment; constrains the commercial-adoption premise but does not establish each review room's location. ([catsa-acsta.gc.ca](https://www.catsa-acsta.gc.ca/en/publications/2025-annual-report/overview-activities))
- Evidence informing forecast-year allocation inputs; displayed values and growth are calculated: Identifies remote screening within CATSA Plus and quantifies deployment; constrains the commercial-adoption premise but does not establish each review room's location. ([catsa-acsta.gc.ca](https://www.catsa-acsta.gc.ca/en/publications/2025-annual-report/overview-activities))
- Evidence informing base-year allocation inputs; displayed values and growth are calculated: Deployment coverage constrains the addressable network-enabled pool; it does not disclose hybrid contracts or justify the modeled hybrid percentage. ([catsa-acsta.gc.ca](https://www.catsa-acsta.gc.ca/en/publications/2025-annual-report/overview-activities))
- Evidence informing forecast-year allocation inputs; displayed values and growth are calculated: Deployment coverage constrains the addressable network-enabled pool; it does not disclose hybrid contracts or justify the modeled hybrid percentage. ([catsa-acsta.gc.ca](https://www.catsa-acsta.gc.ca/en/publications/2025-annual-report/overview-activities))

42. CATSA - Beyond the Checkpoint, December 2025

- Evidence informing base-year allocation inputs; displayed values and growth are calculated: Reports xx.xx operational CT machines at eight airports and a modular-line average of xx.xx passengers per hour versus xx.xx for traditional multi-split lines; supports the bounded throughput-to-unit bridge and phased-deployment premise. ([catsa-acsta.gc.ca](https://www.catsa-acsta.gc.ca/en/about-us/beyond-checkpoint-2025-december))
- Evidence informing forecast-year allocation inputs; displayed values and growth are calculated: Reports xx.xx operational CT machines at eight airports and a modular-line average of xx.xx passengers per hour versus xx.xx for traditional multi-split lines; supports the bounded throughput-to-unit bridge and phased-deployment premise. ([catsa-acsta.gc.ca](https://www.catsa-acsta.gc.ca/en/about-us/beyond-checkpoint-2025-december))

43. Smiths Detection Delivers Fully Automated International Remote Baggage Screening System Between South Korea and the United States

- Evidence informing base-year allocation inputs; displayed values and growth are calculated: The January xx.xx 2026 disclosure identifies xx.xx software licenses and DICOS V3.xx.xx exchange, and dates operational service to August 2025. Supports commercial standards-based activity and forecast feasibility, not an observed global share or a confirmed 2025 license inventory. ([smithsdetection.com](https://www.smithsdetection.com/press-releases/smiths-detection-delivers-fully-automated-international-remote-baggage-screening-system-between-south-korea-and-the-united-states/))
- Evidence informing forecast-year allocation inputs; displayed values and growth are calculated: The January xx.xx 2026 disclosure identifies xx.xx software licenses and DICOS V3.xx.xx exchange, and dates operational service to August 2025. Supports commercial standards-based activity and forecast feasibility, not an observed global share or a confirmed 2025 license inventory. ([smithsdetection.com](https://www.smithsdetection.com/press-releases/smiths-detection-delivers-fully-automated-international-remote-baggage-screening-system-between-south-korea-and-the-united-states/))

44. SeeTrue Marks Milestone with Over 100 X-ray Checkpoint Installations of Advanced AI-Based Threat Detection Software

- Evidence informing base-year allocation inputs; displayed values and growth are calculated: The December xx.xx 2024 announcement reports the 100th operational screening lane across airports and other sectors. Provides a limited commercial-adoption scale check; it is neither airport-only nor a census of standards-based entitlements. ([seetrue.ai](https://www.seetrue.ai/seetrue-marks-milestone-with-over-xx.xx-x-ray-checkpoint-installations-of-advanced-ai-based-threat-detection-software/))
- Evidence informing forecast-year allocation inputs; displayed values and growth are calculated: The December xx.xx 2024 announcement reports the 100th operational screening lane across airports and other sectors. Provides a limited commercial-adoption scale check; it is neither airport-only nor a census of standards-based entitlements. ([seetrue.ai](https://www.seetrue.ai/seetrue-marks-milestone-with-over-xx.xx-x-ray-checkpoint-installations-of-advanced-ai-based-threat-detection-software/))

45. Scarabee’s Checkpoint Property Screening System to be deployed at DEN

- Evidence informing base-year allocation inputs; displayed values and growth are calculated: Describes a xx.xx-lane Denver award combining Scarabee lanes with Smiths scanners. Corroborates a commercial mixed-supplier integration route; an award is not realized annual revenue or proof of unrestricted interoperability. ([daifukuatec.com](https://daifukuatec.com/news/scarabees-checkpoint-property-screening-system-to-be-deployed-at-den))
- Evidence informing forecast-year allocation inputs; displayed values and growth are calculated: Describes a xx.xx-lane Denver award combining Scarabee lanes with Smiths scanners. Corroborates a commercial mixed-supplier integration route; an award is not realized annual revenue or proof of unrestricted interoperability. ([daifukuatec.com](https://daifukuatec.com/news/scarabees-checkpoint-property-screening-system-to-be-deployed-at-den))

46. CATSA Annual Report 2024 - Management’s Discussion and Analysis

- Evidence informing base-year allocation inputs; displayed values and growth are calculated: FY2023/xx.xx pre-board capital appropriations used of C$xx.xx provide the second period in the non-passenger-to-cabin purchasing comparison.
- Evidence informing base-year allocation inputs; displayed values and growth are calculated: FY2023/xx.xx non-passenger capital appropriations used of C$xx.xx enter the two-period activity proxy; they do not identify the property-only fraction.
- Evidence informing forecast-year allocation inputs; displayed values and growth are calculated: FY2023/xx.xx non-passenger capital appropriations used of C$xx.xx enter the two-period activity proxy; they do not identify the property-only fraction.

47. Smiths Detection confirm order of 91 advanced scanners for new terminals at Moscow Sheremetyevo International Airport
    - Evidence informing base-year allocation inputs; displayed values and growth are calculated: The dated airport deployment includes xx.xx entrance baggage systems and xx.xx cabin-checkpoint systems. Their ratio supplies a historical relative-density proxy, subsequently discounted for assumed global coverage.
    - Evidence informing forecast-year allocation inputs; displayed values and growth are calculated: The dated airport deployment includes xx.xx entrance baggage systems and xx.xx cabin-checkpoint systems. Their ratio supplies a historical relative-density proxy, subsequently discounted for assumed global coverage.
48. Cochin International Airport Selects Smiths Detection's CTX 9800 for Next-Generation Hold Baggage Screening
    - Evidence informing base-year allocation inputs; displayed values and growth are calculated: The May 2017 deployment identifies xx.xx customs baggage systems alongside four hold-baggage systems. This supports the customs-intensive historical configuration proxy, not current global fleet or revenue observations.
    - Evidence informing forecast-year allocation inputs; displayed values and growth are calculated: The May 2017 deployment identifies xx.xx customs baggage systems alongside four hold-baggage systems. This supports the customs-intensive historical configuration proxy, not current global fleet or revenue observations.
49. CATSA Functions, Programs and Activities
    - Evidence informing base-year allocation inputs; displayed values and growth are calculated: Hold-baggage activities include equipment purchase, baggage-handling integration and equipment maintenance, supporting the checked-baggage capital and lifecycle boundary.
    - Evidence informing forecast-year allocation inputs; displayed values and growth are calculated: Hold-baggage activities include equipment purchase, baggage-handling integration and equipment maintenance, supporting the checked-baggage capital and lifecycle boundary.
    - Evidence informing base-year allocation inputs; displayed values and growth are calculated: Non-passenger screening covers airport workers and their belongings; only attributable property-screening offerings enter this allocation.
    - Evidence informing forecast-year allocation inputs; displayed values and growth are calculated: Non-passenger screening covers airport workers and their belongings; only attributable property-screening offerings enter this allocation.
50. Fraport TAV Antalya Airport - About the security control itself
    - Evidence informing base-year allocation inputs; displayed values and growth are calculated: The airport operator distinguishes terminal-entry security from a subsequent checkpoint. This supports a separate entrance-screening mission while providing no global prevalence or spending share.
    - Evidence informing forecast-year allocation inputs; displayed values and growth are calculated: The airport operator distinguishes terminal-entry security from a subsequent checkpoint. This supports a separate entrance-screening mission while providing no global prevalence or spending share.
51. EMSD VoiceLink, Issue 79, June 2026 - EMSD Provides Comprehensive Support for Terminal 2 Commissioning
    - Evidence informing forecast-year allocation inputs; displayed values and growth are calculated: The June 2026 account identifies baggage-and-parcel equipment procurement and installation for the customs authority at Terminal xx.xx. It supports a separate commissioning mission but does not isolate baggage expenditure.
52. GAO-26-107811 - Guam: Considerations for Evaluating Alternative Customs Models and Potential Economic Effects
    - Evidence informing base-year allocation inputs; displayed values and growth are calculated: The audit identifies two historical airport-customs baggage systems inactive for years and delayed replacement procurement. This challenges conversion of installed stock or acknowledged need directly into annual equipment and support revenue.
    - Evidence informing forecast-year allocation inputs; displayed values and growth are calculated: The audit identifies two historical airport-customs baggage systems inactive for years and delayed replacement procurement. This challenges conversion of installed stock or acknowledged need directly into annual equipment and support revenue.

53. Bennet, Moran, Van Hollen, Boozman Introduce Bill to Bolster Aviation Safety
    - Evidence informing base-year allocation inputs; displayed values and growth are calculated: The July xx.xx 2025 official release identifies xx.xx U.S. screening lanes, used as agency purchasing-exposure calibration rather than observed annual equipment sales.
    - Evidence informing forecast-year allocation inputs; displayed values and growth are calculated: The July xx.xx 2025 official release identifies xx.xx U.S. screening lanes, used as agency purchasing-exposure calibration rather than observed annual equipment sales.
54. Bank of Canada - Annual exchange rates
    - Evidence informing base-year allocation inputs; displayed values and growth are calculated: Annual exchange-rate observations support the inherited fiscal-period approximation of xx.xx Canadian dollars per U.S. dollar; this is not a transaction-weighted exchange rate.
    - Evidence informing forecast-year allocation inputs; displayed values and growth are calculated: Annual exchange-rate observations support the inherited fiscal-period approximation of xx.xx Canadian dollars per U.S. dollar; this is not a transaction-weighted exchange rate.
55. Japan’s leading airline revolutionizes check in experience with new Smiths Detection technology
    - Evidence informing base-year allocation inputs; displayed values and growth are calculated: The August 2023 announcement identifies JAL as customer for five screening ecosystems and reports xx.xx deployed iLane units across Japan. These are historical commercial-stock anchors, not an airline-only fleet or 2025 sales observation.
    - Evidence informing forecast-year allocation inputs; displayed values and growth are calculated: The August 2023 announcement identifies JAL as customer for five screening ecosystems and reports xx.xx deployed iLane units across Japan. These are historical commercial-stock anchors, not an airline-only fleet or 2025 sales observation.
56. Narita International Airport anticipates threats with integrated solutions
    - Evidence informing base-year allocation inputs; displayed values and growth are calculated: Identifies Narita airport as a screening-technology customer and describes xx.xx lane-related installations, qualifying any assumption that the supplier's Japanese installed stock was purchased entirely by airlines.
    - Evidence informing forecast-year allocation inputs; displayed values and growth are calculated: Identifies Narita airport as a screening-technology customer and describes xx.xx lane-related installations, qualifying any assumption that the supplier's Japanese installed stock was purchased entirely by airlines.
57. MLIT - 保安検査の実施主体が変わります！ - June 27, 2025
    - Evidence informing forecast-year allocation inputs; displayed values and growth are calculated: The June xx.xx 2025 announcement targets transfer of security-screening responsibility from airlines to airport managers, with leading cases targeted in FY2026. Supports a conditional reduction in airline purchasing, not an observed contract-transfer percentage.
    - Evidence informing forecast-year allocation inputs; displayed values and growth are calculated: The transfer direction supports modeled airport-manager purchasing gains. Continued shared financing does not imply equal purchasing shares.
58. ICTS International N.V. - Annual Report for the year ended December 31, 2025
    - Evidence informing base-year allocation inputs; displayed values and growth are calculated: Discloses USD xx.xx company-wide property/equipment purchases and USD xx.xx airport-security revenue in 2025. Supports an asset-light purchasing-intensity proxy; the in-scope fraction and global expansion remain assumptions.
    - Evidence informing forecast-year allocation inputs; displayed values and growth are calculated: Discloses USD xx.xx company-wide property/equipment purchases and USD xx.xx airport-security revenue in 2025. Supports an asset-light purchasing-intensity proxy; the in-scope fraction and global expansion remain assumptions.

59. EU Publications Office - Purchase and maintenance of non-intrusive X-ray inspection equipment for baggage and air cargo volume control
    - Evidence informing base-year allocation inputs; displayed values and growth are calculated: Identifies Autoridade Tributária e Aduaneira as buyer and reports a 2026 award of EUR xx.xx across four lots for baggage/air-cargo inspection equipment and maintenance. Provides a buyer-role and commercial-scale comparator, not 2025 baggage-only annual expenditure.
    - Evidence informing forecast-year allocation inputs; displayed values and growth are calculated: Identifies Autoridade Tributária e Aduaneira as buyer and reports a 2026 award of EUR xx.xx across four lots for baggage/air-cargo inspection equipment and maintenance. Provides a buyer-role and commercial-scale comparator, not 2025 baggage-only annual expenditure.
60. ACI World - Busiest Airports in the World
    - Evidence informing base-year allocation inputs; displayed values and growth are calculated: Reports approximately xx.xx international airport passenger movements in 2025. Half provides an approximate arrival-movement scale check before transfer exclusions, not a customs examination or equipment-purchasing weight.
    - Evidence informing forecast-year allocation inputs; displayed values and growth are calculated: Reports approximately xx.xx international airport passenger movements in 2025. Half provides an approximate arrival-movement scale check before transfer exclusions, not a customs examination or equipment-purchasing weight.
61. Heathrow announces £2.3bn accelerated investment plan to upgrade the UK's international gateway to growth
    - Evidence informing base-year allocation inputs; displayed values and growth are calculated: Reports GBP xx.xx invested in security-lane upgrades during 2024, supporting material airport-directed purchasing. Broader infrastructure obligations and historical timing prevent treating the amount as 2025 in-scope market receipts.
    - Evidence informing forecast-year allocation inputs; displayed values and growth are calculated: Reports GBP xx.xx invested in security-lane upgrades during 2024, supporting material airport-directed purchasing. Broader infrastructure obligations and historical timing prevent treating the amount as 2025 in-scope market receipts.
62. Fraport Assumes Responsibility for Aviation Security Checks at Frankfurt Airport
    - Evidence informing base-year allocation inputs; displayed values and growth are calculated: Documents Fraport's checkpoint-management responsibility from January 2023, six initial CT-equipped lanes and three contracted screening providers. Supports distinguishing an airport commissioning role from regulator oversight and contracted screening labor.
    - Evidence informing forecast-year allocation inputs; displayed values and growth are calculated: Documents Fraport's checkpoint-management responsibility from January 2023, six initial CT-equipped lanes and three contracted screening providers. Supports distinguishing an airport commissioning role from regulator oversight and contracted screening labor.
63. Advanced Cabin Baggage Screening - Computed Tomography Implementation Guide
    - Evidence informing base-year allocation inputs; displayed values and growth are calculated: Distinguishes standalone CT, including equipment-local conveyance, from integrated screening-lane configurations; supports attribution boundaries, not a revenue weight.
    - Evidence informing forecast-year allocation inputs; displayed values and growth are calculated: Distinguishes standalone CT, including equipment-local conveyance, from integrated screening-lane configurations; supports attribution boundaries, not a revenue weight.
    - Evidence informing base-year allocation inputs; displayed values and growth are calculated: Identifies automated tray-return and automated screening-lane integration as commercially distinct configurations; supports the lane-integrated category definition.
    - Evidence informing forecast-year allocation inputs; displayed values and growth are calculated: Identifies automated tray-return and automated screening-lane integration as commercially distinct configurations; supports the lane-integrated category definition.

64. GAO-12-266 - Checked Baggage Screening: TSA Has Deployed Optimal Systems at the Majority of TSA-Regulated Airports, but Could Strengthen Cost Estimates

- Evidence informing base-year allocation inputs; displayed values and growth are calculated: The December 2011 table reports xx.xx standalone EDS alongside xx.xx in-line EDS; this historical machine-count comparator constrains, but does not determine, the current global allocation.
- Evidence informing forecast-year allocation inputs; displayed values and growth are calculated: The December 2011 table reports xx.xx standalone EDS alongside xx.xx in-line EDS; this historical machine-count comparator constrains, but does not determine, the current global allocation.
- Evidence informing base-year allocation inputs; displayed values and growth are calculated: Reports xx.xx in-line EDS across xx.xx in-line systems and distinguishes equipment counts from integrated-system counts; supports the historical configuration bridge.
- Evidence informing forecast-year allocation inputs; displayed values and growth are calculated: Reports xx.xx in-line EDS across xx.xx in-line systems and distinguishes equipment counts from integrated-system counts; supports the historical configuration bridge.

65. Smiths Detection selected as security technology provider to International Airport Heraklion Crete

- Evidence informing base-year allocation inputs; displayed values and growth are calculated: The September xx.xx 2025 announcement identifies eight cabin CT scanners and eight automated tray-return systems for Heraklion, with installation planned across late 2025 and mid-2026; supports ongoing integrated procurement, not realized annual revenue.
- Evidence informing forecast-year allocation inputs; displayed values and growth are calculated: The September xx.xx 2025 announcement identifies eight cabin CT scanners and eight automated tray-return systems for Heraklion, with installation planned across late 2025 and mid-2026; supports ongoing integrated procurement, not realized annual revenue.

66. Centralised Image Processing: The Impact on Security Checkpoints

- Evidence informing base-year allocation inputs; displayed values and growth are calculated: Distinguishes checkpoint-local image review from separate-room arrangements; supports retaining networked local activity rather than automatically assigning it to remote review. ([casra.ch](https://casra.ch/wp-content/uploads/2021/xx.xx/Kuhn-2017.-Centralised-image-processing.pdf))
- Evidence informing forecast-year allocation inputs; displayed values and growth are calculated: Distinguishes checkpoint-local image review from separate-room arrangements; supports retaining networked local activity rather than automatically assigning it to remote review. ([casra.ch](https://casra.ch/wp-content/uploads/2021/xx.xx/Kuhn-2017.-Centralised-image-processing.pdf))
- Evidence informing base-year allocation inputs; displayed values and growth are calculated: Describes separate screening rooms and established remote hold-baggage review at larger airports; supports the cohort-maturity premise, not a numerical global share. ([casra.ch](https://casra.ch/wp-content/uploads/2021/xx.xx/Kuhn-2017.-Centralised-image-processing.pdf))
- Evidence informing forecast-year allocation inputs; displayed values and growth are calculated: Describes separate screening rooms and established remote hold-baggage review at larger airports; supports the cohort-maturity premise, not a numerical global share. ([casra.ch](https://casra.ch/wp-content/uploads/2021/xx.xx/Kuhn-2017.-Centralised-image-processing.pdf))
- Evidence informing base-year allocation inputs; displayed values and growth are calculated: Describes combined checkpoint and remote-room arrangements, establishing a mixed-location commercial configuration without measuring its prevalence or price. ([casra.ch](https://casra.ch/wp-content/uploads/2021/xx.xx/Kuhn-2017.-Centralised-image-processing.pdf))
- Evidence informing forecast-year allocation inputs; displayed values and growth are calculated: Describes combined checkpoint and remote-room arrangements, establishing a mixed-location commercial configuration without measuring its prevalence or price. ([casra.ch](https://casra.ch/wp-content/uploads/2021/xx.xx/Kuhn-2017.-Centralised-image-processing.pdf))

67. Annual Report 2024 - CATSA's Operating Environment

- Evidence informing base-year allocation inputs; displayed values and growth are calculated: Reports xx.xx CATSA Plus lines and more than xx.xx% passenger coverage in 2023/xx.xx providing the historical comparison rather than a global location allocation. ([catsa-acsta.gc.ca](https://www.catsa-acsta.gc.ca/en/publications/catsa-s-operating-environment))
- Evidence informing forecast-year allocation inputs; displayed values and growth are calculated: Reports xx.xx CATSA Plus lines and more than xx.xx% passenger coverage in 2023/xx.xx providing the historical comparison rather than a global location allocation. ([catsa-acsta.gc.ca](https://www.catsa-acsta.gc.ca/en/publications/catsa-s-operating-environment))
- Evidence informing base-year allocation inputs; displayed values and growth are calculated: Together with the subsequent annual report, supports a seven-line deployment increase without a corresponding increase in reported passenger coverage. ([catsa-acsta.gc.ca](https://www.catsa-acsta.gc.ca/en/publications/catsa-s-operating-environment))
- Evidence informing forecast-year allocation inputs; displayed values and growth are calculated: Together with the subsequent annual report, supports a seven-line deployment increase without a corresponding increase in reported passenger coverage. ([catsa-acsta.gc.ca](https://www.catsa-acsta.gc.ca/en/publications/catsa-s-operating-environment))
- Evidence informing base-year allocation inputs; displayed values and growth are calculated: Provides a historical network-enabled deployment anchor, while leaving the physical mixed-location contract share unmeasured. ([catsa-acsta.gc.ca](https://www.catsa-acsta.gc.ca/en/publications/catsa-s-operating-environment))
- Evidence informing forecast-year allocation inputs; displayed values and growth are calculated: Provides a historical network-enabled deployment anchor, while leaving the physical mixed-location contract share unmeasured. ([catsa-acsta.gc.ca](https://www.catsa-acsta.gc.ca/en/publications/catsa-s-operating-environment))

68. L22020-T-TG Upgrades to the Passenger Search Area, body scanners, EDS C3 cabin baggage screening - Contract Award Notice

- Evidence informing base-year allocation inputs; displayed values and growth are calculated: The January xx.xx 2023 Luton award expressly includes construction of a remote screening room at the airport terminal, supporting separate-room commercial procurement. Its broader scope is not treated as baggage-only annual revenue. ([find-tender.service.gov.uk](https://www.find-tender.service.gov.uk/Notice/xx.xx-2023))
- Evidence informing forecast-year allocation inputs; displayed values and growth are calculated: The January xx.xx 2023 Luton award expressly includes construction of a remote screening room at the airport terminal, supporting separate-room commercial procurement. Its broader scope is not treated as baggage-only annual revenue. ([find-tender.service.gov.uk](https://www.find-tender.service.gov.uk/Notice/xx.xx-2023))

69. Greater Orlando Aviation Authority - Minutes of the February 19, 2025 Meeting

- Evidence informing base-year allocation inputs; displayed values and growth are calculated: Authorizes up to USD xx.xx for baggage-system and Remote Screening Facility network/server separation. Half this ceiling is an explicitly assumed deployment-cost comparator, not observed off-site receipts. ([assets.ctfassets.net](https://assets.ctfassets.net/qiecpoxp4bka/6BCjKImOwJmeZxqtGVdpYR/1e2d759a2c44b5b6d71193cb9927ec75/2025-xx.xx-19_Board_Minutes.pdf))
- Evidence informing forecast-year allocation inputs; displayed values and growth are calculated: Authorizes up to USD xx.xx for baggage-system and Remote Screening Facility network/server separation. Half this ceiling is an explicitly assumed deployment-cost comparator, not observed off-site receipts. ([assets.ctfassets.net](https://assets.ctfassets.net/qiecpoxp4bka/6BCjKImOwJmeZxqtGVdpYR/1e2d759a2c44b5b6d71193cb9927ec75/2025-xx.xx-19_Board_Minutes.pdf))
- Evidence informing base-year allocation inputs; displayed values and growth are calculated: Provides the commercial networking-cost anchor for the modeled transfer from existing on-site pools, avoiding additional market value or duplicate host-equipment attribution. ([assets.ctfassets.net](https://assets.ctfassets.net/qiecpoxp4bka/6BCjKImOwJmeZxqtGVdpYR/1e2d759a2c44b5b6d71193cb9927ec75/2025-xx.xx-19_Board_Minutes.pdf))
- Evidence informing forecast-year allocation inputs; displayed values and growth are calculated: Provides the commercial networking-cost anchor for the modeled transfer from existing on-site pools, avoiding additional market value or duplicate host-equipment attribution. ([assets.ctfassets.net](https://assets.ctfassets.net/qiecpoxp4bka/6BCjKImOwJmeZxqtGVdpYR/1e2d759a2c44b5b6d71193cb9927ec75/2025-xx.xx-19_Board_Minutes.pdf))

70. American and U.S. Customs and Border Protection pilot innovative baggage screening initiative

- Evidence informing base-year allocation inputs; displayed values and growth are calculated: American's April xx.xx 2025 announcement identifies a daily Sydney-Los Angeles IRBS pilot and unchanged screening requirements. It anchors one sampled connection and an assumed partial-year licensing period, not disclosed revenue. ([s202.q4cdn.com](https://s202.q4cdn.com/xx.xx/files/doc_news/American-and-US-Customs-and-Border-Protection-pilot-innovative-baggage-screening-initiative-OPS-OTH-xx.xx-2025.pdf))
- Evidence informing forecast-year allocation inputs; displayed values and growth are calculated: American's April xx.xx 2025 announcement identifies a daily Sydney-Los Angeles IRBS pilot and unchanged screening requirements. It anchors one sampled connection and an assumed partial-year licensing period, not disclosed revenue. ([s202.q4cdn.com](https://s202.q4cdn.com/xx.xx/files/doc_news/American-and-US-Customs-and-Border-Protection-pilot-innovative-baggage-screening-initiative-OPS-OTH-xx.xx-2025.pdf))

71. 델타항공-대한항공, 인천발 애틀랜타 노선 대상 위탁수하물 원격 검색 방식 신규 도입

- Evidence informing base-year allocation inputs; displayed values and growth are calculated: The August xx.xx 2025 announcement identifies the Incheon-Atlanta IRBS arrangement, anchoring a second sampled connection and a partial-year commercial-activity assumption without establishing contract value. ([news.delta.com](https://news.delta.com/delta-and-koreanair-launch-remote-baggage-screening-on-icn-atl-KR))
- Evidence informing forecast-year allocation inputs; displayed values and growth are calculated: The August xx.xx 2025 announcement identifies the Incheon-Atlanta IRBS arrangement, anchoring a second sampled connection and a partial-year commercial-activity assumption without establishing contract value. ([news.delta.com](https://news.delta.com/delta-and-koreanair-launch-remote-baggage-screening-on-icn-atl-KR))

72. United Launches CBP's International Remote Baggage Screening on Select International Flights

- Evidence informing base-year allocation inputs; displayed values and growth are calculated: United's September xx.xx 2025 announcement identifies daily Sydney-San Francisco service and named technology partners, anchoring a third sampled connection. It reports no attributable software or integration receipts. ([united.mediaroom.com](https://united.mediaroom.com/2025-xx.xx-xx.xx-United-Launches-CBPs-International-Remote-Baggage-Screening-on-Select-International-Flights))
- Evidence informing forecast-year allocation inputs; displayed values and growth are calculated: United's September xx.xx 2025 announcement identifies daily Sydney-San Francisco service and named technology partners, anchoring a third sampled connection. It reports no attributable software or integration receipts. ([united.mediaroom.com](https://united.mediaroom.com/2025-xx.xx-xx.xx-United-Launches-CBPs-International-Remote-Baggage-Screening-on-Select-International-Flights))

73. Airline Passengers Face Fewer Bag Checkpoints, Thanks to PNNL, Partners

- Evidence informing forecast-year allocation inputs; displayed values and growth are calculated: The August xx.xx 2026 laboratory release describes implementation on additional routes, including Seoul arrivals at Minneapolis-St. Paul and Detroit. This supports expansion direction, not the forecast connection count, realization or global share. ([pnnl.gov](https://www.pnnl.gov/news-media/airline-passengers-face-fewer-bag-checkpoints-thanks-pnnl-partners))

74. TSA awards $781.2 million to procure additional CT X-Ray scanners for airport checkpoints

- Evidence informing base-year allocation inputs; displayed values and growth are calculated: The March xx.xx 2022 announcement identifies up to USD xx.xx for procurement and maintenance of up to xx.xx systems from an OEM. This is a historical procurement-scale anchor, not annual 2025 direct-channel revenue. ([content.govdelivery.com](https://content.govdelivery.com/accounts/USDHSTSA/bulletins/30f6e5f))
- Evidence informing base-year allocation inputs; displayed values and growth are calculated: The award includes full-size automated lanes, cautioning against assigning all automation value to non-OEM integration primes; exact contractual-role attribution is not disclosed. ([content.govdelivery.com](https://content.govdelivery.com/accounts/USDHSTSA/bulletins/30f6e5f))

75. OSI Systems, Inc. - Form 10-K for the fiscal year ended June 30, 2026

- Evidence informing base-year allocation inputs; displayed values and growth are calculated: The filing describes regional direct security-product sales and direct maintenance relationships. Its broader security scope supports route coexistence, not baggage-only sales weights. ([sec.gov](https://www.sec.gov/Archives/edgar/data/xx.xx/xx.xx/osis-20260630x10k.htm))
- Evidence informing forecast-year allocation inputs; displayed values and growth are calculated: The filing describes regional direct security-product sales and direct maintenance relationships. Its broader security scope supports route coexistence, not baggage-only sales weights. ([sec.gov](https://www.sec.gov/Archives/edgar/data/xx.xx/xx.xx/osis-20260630x10k.htm))
- Evidence informing base-year allocation inputs; displayed values and growth are calculated: The company identifies a global independent-distributor network, supporting a continuing indirect route without quantifying its value share. ([sec.gov](https://www.sec.gov/Archives/edgar/data/xx.xx/xx.xx/osis-20260630x10k.htm))
- Evidence informing forecast-year allocation inputs; displayed values and growth are calculated: The company identifies a global independent-distributor network, supporting a continuing indirect route without quantifying its value share. ([sec.gov](https://www.sec.gov/Archives/edgar/data/xx.xx/xx.xx/osis-20260630x10k.htm))
- Evidence informing base-year allocation inputs; displayed values and growth are calculated: Authorized service providers are identified separately from distributors, supporting distinct technical-service attribution and access limitations. ([sec.gov](https://www.sec.gov/Archives/edgar/data/xx.xx/xx.xx/osis-20260630x10k.htm))
- Evidence informing forecast-year allocation inputs; displayed values and growth are calculated: Authorized service providers are identified separately from distributors, supporting distinct technical-service attribution and access limitations. ([sec.gov](https://www.sec.gov/Archives/edgar/data/xx.xx/xx.xx/osis-20260630x10k.htm))

76. SriLankan Airlines - Invitation for Supply, Installation, Commissioning and Maintenance of Dual View Heavy and Medium X-Ray Machines, Reference 202130407

· Evidence informing base-year allocation inputs; displayed values and growth are calculated: The 2021 purchaser invitation permits an OEM or authorized OEM agent and requires authorization for the latter. It establishes equipment-channel eligibility, not an award or software-resale right. ([srilankan.com](https://www.srilankan.com/download/tender/TN-Invitationforsubmiss-xx.xx.pdf))

77. JFK Millennium Partners Selects K2 to Deliver State-of-the-Art Security Screening Checkpoint at new JFK Terminal 6

· Evidence informing base-year allocation inputs; displayed values and growth are calculated: The March xx.xx 2025 appointment assigns procurement and deployment coordination across multiple technology suppliers at a future ten-gate terminal. It supports integration-prime participation and a forecast mechanism, not a disclosed share or completed 2025 revenue. ([portauthoritybuilds.com](https://www.portauthoritybuilds.com/redevelopment/us/en/jfk/planned-projects/terminal-xx.xx/news/jfk-millennium-partners-selects-k2-to-deliver-state-of-the-art-s.html))

· Evidence informing forecast-year allocation inputs; displayed values and growth are calculated: The March xx.xx 2025 appointment assigns procurement and deployment coordination across multiple technology suppliers at a future ten-gate terminal. It supports integration-prime participation and a forecast mechanism, not a disclosed share or completed 2025 revenue. ([portauthoritybuilds.com](https://www.portauthoritybuilds.com/redevelopment/us/en/jfk/planned-projects/terminal-xx.xx/news/jfk-millennium-partners-selects-k2-to-deliver-state-of-the-art-s.html))

· Evidence informing base-year allocation inputs; displayed values and growth are calculated: The March xx.xx 2025 appointment covers baggage CT and automated bin-return equipment for a future xx.xx-gate terminal, with phased opening planned for 2026-2028. It establishes new-installation activity, not attributable 2025 receipts; wider airport investment and person-only technologies are excluded.

· Evidence informing forecast-year allocation inputs; displayed values and growth are calculated: The March xx.xx 2025 appointment covers baggage CT and automated bin-return equipment for a future xx.xx-gate terminal, with phased opening planned for 2026-2028. It establishes new-installation activity, not attributable 2025 receipts; wider airport investment and person-only technologies are excluded.

78. CATSA Corporate Plan 2024-25 to 2028-29 Summary - Key Corporate Risks

· Evidence informing base-year allocation inputs; displayed values and growth are calculated: The authority reports transferring maintenance of most screening equipment to KPrime in 2023/xx.xx. This establishes a separately contracted maintenance relationship, without a baggage-only payment split. ([catsa-acsta.gc.ca](https://www.catsa-acsta.gc.ca/en/publications/key-corporate-risks))

79. Leidos wins TSA logistics contract

· Evidence informing base-year allocation inputs; displayed values and growth are calculated: The January xx.xx 2025 announcement describes an eight-year, USD xx.xx maximum sustainment contract covering xx.xx equipment units at over xx.xx locations with manufacturer coordination. Annualization and baggage/third-party attribution in the model are explicit assumptions. ([leidos.com](https://www.leidos.com/insights/leidos-wins-tsa-logistics-contract))

· Evidence informing forecast-year allocation inputs; displayed values and growth are calculated: The January xx.xx 2025 announcement describes an eight-year, USD xx.xx maximum sustainment contract covering xx.xx equipment units at over xx.xx locations with manufacturer coordination. Annualization and baggage/third-party attribution in the model are explicit assumptions. ([leidos.com](https://www.leidos.com/insights/leidos-wins-tsa-logistics-contract))

80. Checkpoint Transformation: Malta International Airport Streamlines Passenger Flow with Smiths Detection
    - Evidence informing base-year allocation inputs; displayed values and growth are calculated: Seven conventional automated lanes were replaced by six CT-equipped lanes, with final commissioning in January 2025. This is a counterexample to equating capacity improvement with net additional equipment.
    - Evidence informing forecast-year allocation inputs; displayed values and growth are calculated: Seven conventional automated lanes were replaced by six CT-equipped lanes, with final commissioning in January 2025. This is a counterexample to equating capacity improvement with net additional equipment.
    - Evidence informing base-year allocation inputs; displayed values and growth are calculated: The complete checkpoint replacement illustrates why an offering described commercially as an upgrade can belong to System Replacement. The seven-year service commitment is not counted wholly as installation-year revenue.
    - Evidence informing forecast-year allocation inputs; displayed values and growth are calculated: The complete checkpoint replacement illustrates why an offering described commercially as an upgrade can belong to System Replacement. The seven-year service commitment is not counted wholly as installation-year revenue.
81. iCMORE - Smiths Detection
    - Evidence informing forecast-year allocation inputs; displayed values and growth are calculated: The current commercial offering describes a software-upgrade path while qualifying additional hardware requirements by machine type and age. This constrains forecast eligibility assumptions; product availability does not measure adoption or revenue.

18.11. Australia

Table 580. Australia Airport Baggage Screening Systems Market Size, 2017-2040 (USD Million)

Country	2017	2024	2025	2026	2027	2032	2040	CAGR (%)
Australia	**xx.xx**	**xx.xx**	**xx.xx**	**xx.xx**	**xx.xx**	**xx.xx**	**xx.xx**	**xx.xx**

Table 581. Australia Airport Baggage Screening Systems Market Size, by Offering, 2017-2040 (USD Million)

Offering	2017	2024	2025	2026	2027	2032	2040	CAGR (%)
Detection Equipment	xx.xx	xx.xx	xx.xx	xx.xx	xx.xx	xx.xx	xx.xx	xx.xx
Replacement Parts and Consumables	xx.xx	xx.xx	xx.xx	xx.xx	xx.xx	xx.xx	xx.xx	xx.xx
Screening Automation Equipment	xx.xx	xx.xx	xx.xx	xx.xx	xx.xx	xx.xx	xx.xx	xx.xx
Screening Software	xx.xx	xx.xx	xx.xx	xx.xx	xx.xx	xx.xx	xx.xx	xx.xx
System Services	xx.xx	xx.xx	xx.xx	xx.xx	xx.xx	xx.xx	xx.xx	xx.xx
Total	**xx.xx**	**xx.xx**	**xx.xx**	**xx.xx**	**xx.xx**	**xx.xx**	**xx.xx**	**xx.xx**

Table 582. Australia Airport Baggage Screening Systems Market Size, by Detection Equipment, 2017-2040 (USD Million)

Detection Equipment	2017	2024	2025	2026	2027	2032	2040	CAGR (%)
Baggage Inspection Systems	xx.xx	xx.xx	xx.xx	xx.xx	xx.xx	xx.xx	xx.xx	xx.xx
Explosive Trace Detectors	xx.xx	xx.xx	xx.xx	xx.xx	xx.xx	xx.xx	xx.xx	xx.xx
Liquid and Bulk Material Analyzers	xx.xx	xx.xx	xx.xx	xx.xx	xx.xx	xx.xx	xx.xx	xx.xx
Total	**xx.xx**	**xx.xx**	**xx.xx**	**xx.xx**	**xx.xx**	**xx.xx**	**xx.xx**	**xx.xx**

Table 583. Australia Airport Baggage Screening Systems Market Size, by System Services, 2017-2040 (USD Million)

System Services	2017	2024	2025	2026	2027	2032	2040	CAGR (%)
Equipment Training Services	xx.xx	xx.xx	xx.xx	xx.xx	xx.xx	xx.xx	xx.xx	xx.xx
Installation, Integration, and Commissioning Services	xx.xx	xx.xx	xx.xx	xx.xx	xx.xx	xx.xx	xx.xx	xx.xx
Maintenance, Repair, and Technical Support	xx.xx	xx.xx	xx.xx	xx.xx	xx.xx	xx.xx	xx.xx	xx.xx
Planning and Engineering Services	xx.xx	xx.xx	xx.xx	xx.xx	xx.xx	xx.xx	xx.xx	xx.xx
Total	**xx.xx**	**xx.xx**	**xx.xx**	**xx.xx**	**xx.xx**	**xx.xx**	**xx.xx**	**xx.xx**

Table 584. Australia Airport Baggage Screening Systems Market Size, by Replacement Parts and Consumables, 2017-2040 (USD Million)

Replacement Parts and Consumables	2017	2024	2025	2026	2027	2032	2040	CAGR (%)
Detection Consumables	xx.xx	xx.xx	xx.xx	xx.xx	xx.xx	xx.xx	xx.xx	xx.xx
Replacement Parts and Upgrade Kits	xx.xx	xx.xx	xx.xx	xx.xx	xx.xx	xx.xx	xx.xx	xx.xx
Total	**xx.xx**	**xx.xx**	**xx.xx**	**xx.xx**	**xx.xx**	**xx.xx**	**xx.xx**	**xx.xx**

Table 585. Australia Airport Baggage Screening Systems Market Size, by Screening Automation Equipment, 2017-2040 (USD Million)

Screening Automation Equipment	2017	2024	2025	2026	2027	2032	2040	CAGR (%)
Screening Conveyors and Sortation Equipment	xx.xx	xx.xx	xx.xx	xx.xx	xx.xx	xx.xx	xx.xx	xx.xx
Screening Lanes and Tray-Return Systems	xx.xx	xx.xx	xx.xx	xx.xx	xx.xx	xx.xx	xx.xx	xx.xx
Total	**xx.xx**	**xx.xx**	**xx.xx**	**xx.xx**	**xx.xx**	**xx.xx**	**xx.xx**	**xx.xx**

Table 586. Australia Airport Baggage Screening Systems Market Size, by Screening Software, 2017-2040 (USD Million)

Screening Software	2017	2024	2025	2026	2027	2032	2040	CAGR (%)
Automated Threat Detection Software	xx.xx	xx.xx	xx.xx	xx.xx	xx.xx	xx.xx	xx.xx	xx.xx
Image Review and Management Software	xx.xx	xx.xx	xx.xx	xx.xx	xx.xx	xx.xx	xx.xx	xx.xx
Screener Training and Quality Assurance Software	xx.xx	xx.xx	xx.xx	xx.xx	xx.xx	xx.xx	xx.xx	xx.xx
Screening Connectivity and Fleet Management Software	xx.xx	xx.xx	xx.xx	xx.xx	xx.xx	xx.xx	xx.xx	xx.xx
Total	**xx.xx**	**xx.xx**	**xx.xx**	**xx.xx**	**xx.xx**	**xx.xx**	**xx.xx**	**xx.xx**

Table 587. Australia Airport Baggage Screening Systems Market Size, by Detection Platform, 2017-2040 (USD Million)

Detection Platform	2017	2024	2025	2026	2027	2032	2040	CAGR (%)
Chemiluminescence Detection	xx.xx	xx.xx	xx.xx	xx.xx	xx.xx	xx.xx	xx.xx	xx.xx
Dielectric and Microwave Analysis	xx.xx	xx.xx	xx.xx	xx.xx	xx.xx	xx.xx	xx.xx	xx.xx
Fluorescence Detection	xx.xx	xx.xx	xx.xx	xx.xx	xx.xx	xx.xx	xx.xx	xx.xx
Integrated Multimodal Detection	xx.xx	xx.xx	xx.xx	xx.xx	xx.xx	xx.xx	xx.xx	xx.xx
Ion Mobility Spectrometry	xx.xx	xx.xx	xx.xx	xx.xx	xx.xx	xx.xx	xx.xx	xx.xx
Magnetic Resonance	xx.xx	xx.xx	xx.xx	xx.xx	xx.xx	xx.xx	xx.xx	xx.xx
Mass Spectrometry	xx.xx	xx.xx	xx.xx	xx.xx	xx.xx	xx.xx	xx.xx	xx.xx
Projection X-Ray Imaging	xx.xx	xx.xx	xx.xx	xx.xx	xx.xx	xx.xx	xx.xx	xx.xx
Raman Spectroscopy	xx.xx	xx.xx	xx.xx	xx.xx	xx.xx	xx.xx	xx.xx	xx.xx
Thermo-Redox Detection	xx.xx	xx.xx	xx.xx	xx.xx	xx.xx	xx.xx	xx.xx	xx.xx
X-Ray Computed Tomography	xx.xx	xx.xx	xx.xx	xx.xx	xx.xx	xx.xx	xx.xx	xx.xx
X-Ray Diffraction	xx.xx	xx.xx	xx.xx	xx.xx	xx.xx	xx.xx	xx.xx	xx.xx
Others	xx.xx	xx.xx	xx.xx	xx.xx	xx.xx	xx.xx	xx.xx	xx.xx
Total	**xx.xx**	**xx.xx**	**xx.xx**	**xx.xx**	**xx.xx**	**xx.xx**	**xx.xx**	**xx.xx**

Table 588. Australia Airport Baggage Screening Systems Market Size, by Projection X-Ray Imaging, 2017-2040 (USD Million)

Projection X-Ray Imaging	2017	2024	2025	2026	2027	2032	2040	CAGR (%)
Multiview X-Ray Imaging	xx.xx	xx.xx	xx.xx	xx.xx	xx.xx	xx.xx	xx.xx	xx.xx
Single-View X-Ray Imaging	xx.xx	xx.xx	xx.xx	xx.xx	xx.xx	xx.xx	xx.xx	xx.xx
Total	**xx.xx**	**xx.xx**	**xx.xx**	**xx.xx**	**xx.xx**	**xx.xx**	**xx.xx**	**xx.xx**

Table 589. Australia Airport Baggage Screening Systems Market Size, by Interoperability Architecture, 2017-2040 (USD Million)

Interoperability Architecture	2017	2024	2025	2026	2027	2032	2040	CAGR (%)
Closed Proprietary Architecture	xx.xx	xx.xx	xx.xx	xx.xx	xx.xx	xx.xx	xx.xx	xx.xx
Open Standards-Based Interoperability	xx.xx	xx.xx	xx.xx	xx.xx	xx.xx	xx.xx	xx.xx	xx.xx
Vendor-Specific Integration	xx.xx	xx.xx	xx.xx	xx.xx	xx.xx	xx.xx	xx.xx	xx.xx
Total	**xx.xx**	**xx.xx**	**xx.xx**	**xx.xx**	**xx.xx**	**xx.xx**	**xx.xx**	**xx.xx**

Table 590. Australia Airport Baggage Screening Systems Market Size, by Screening Application, 2017-2040 (USD Million)

Screening Application	2017	2024	2025	2026	2027	2032	2040	CAGR (%)
Customs and Border Baggage Inspection	xx.xx	xx.xx	xx.xx	xx.xx	xx.xx	xx.xx	xx.xx	xx.xx
Non-Passenger Property Screening	xx.xx	xx.xx	xx.xx	xx.xx	xx.xx	xx.xx	xx.xx	xx.xx
Passenger Cabin Baggage Screening	xx.xx	xx.xx	xx.xx	xx.xx	xx.xx	xx.xx	xx.xx	xx.xx
Passenger Checked Baggage Screening	xx.xx	xx.xx	xx.xx	xx.xx	xx.xx	xx.xx	xx.xx	xx.xx
Terminal-Entrance Baggage Screening	xx.xx	xx.xx	xx.xx	xx.xx	xx.xx	xx.xx	xx.xx	xx.xx
Total	**xx.xx**	**xx.xx**	**xx.xx**	**xx.xx**	**xx.xx**	**xx.xx**	**xx.xx**	**xx.xx**

Table 591. Australia Airport Baggage Screening Systems Market Size, by Purchasing Organization, 2017-2040 (USD Million)

Purchasing Organization	2017	2024	2025	2026	2027	2032	2040	CAGR (%)
Airlines	xx.xx	xx.xx	xx.xx	xx.xx	xx.xx	xx.xx	xx.xx	xx.xx
Airport and Terminal Operators	xx.xx	xx.xx	xx.xx	xx.xx	xx.xx	xx.xx	xx.xx	xx.xx
Contract Screening Operators	xx.xx	xx.xx	xx.xx	xx.xx	xx.xx	xx.xx	xx.xx	xx.xx
Customs and Border Authorities	xx.xx	xx.xx	xx.xx	xx.xx	xx.xx	xx.xx	xx.xx	xx.xx
Public Aviation Security Agencies	xx.xx	xx.xx	xx.xx	xx.xx	xx.xx	xx.xx	xx.xx	xx.xx
Total	**xx.xx**	**xx.xx**	**xx.xx**	**xx.xx**	**xx.xx**	**xx.xx**	**xx.xx**	**xx.xx**

Table 592. Australia Airport Baggage Screening Systems Market Size, by System Integration, 2017-2040 (USD Million)

System Integration	2017	2024	2025	2026	2027	2032	2040	CAGR (%)
Baggage Handling-Integrated Systems	xx.xx	xx.xx	xx.xx	xx.xx	xx.xx	xx.xx	xx.xx	xx.xx
Checkpoint Lane-Integrated Systems	xx.xx	xx.xx	xx.xx	xx.xx	xx.xx	xx.xx	xx.xx	xx.xx
Standalone Screening Systems	xx.xx	xx.xx	xx.xx	xx.xx	xx.xx	xx.xx	xx.xx	xx.xx
Total	**xx.xx**	**xx.xx**	**xx.xx**	**xx.xx**	**xx.xx**	**xx.xx**	**xx.xx**	**xx.xx**

Table 593. Australia Airport Baggage Screening Systems Market Size, by Image Review Location, 2017-2040 (USD Million)

Image Review Location	2017	2024	2025	2026	2027	2032	2040	CAGR (%)
Hybrid Image Review	xx.xx	xx.xx	xx.xx	xx.xx	xx.xx	xx.xx	xx.xx	xx.xx
Local Image Review	xx.xx	xx.xx	xx.xx	xx.xx	xx.xx	xx.xx	xx.xx	xx.xx
Off-Site Remote Image Review	xx.xx	xx.xx	xx.xx	xx.xx	xx.xx	xx.xx	xx.xx	xx.xx
On-Site Remote Image Review	xx.xx	xx.xx	xx.xx	xx.xx	xx.xx	xx.xx	xx.xx	xx.xx
Others	xx.xx	xx.xx	xx.xx	xx.xx	xx.xx	xx.xx	xx.xx	xx.xx
Total	**xx.xx**	**xx.xx**	**xx.xx**	**xx.xx**	**xx.xx**	**xx.xx**	**xx.xx**	**xx.xx**

Table 594. Australia Airport Baggage Screening Systems Market Size, by Procurement Channel, 2017-2040 (USD Million)

Procurement Channel	2017	2024	2025	2026	2027	2032	2040	CAGR (%)
Direct Technology Suppliers	xx.xx	xx.xx	xx.xx	xx.xx	xx.xx	xx.xx	xx.xx	xx.xx
Distributors and Resellers	xx.xx	xx.xx	xx.xx	xx.xx	xx.xx	xx.xx	xx.xx	xx.xx
Independent Technical Service Providers	xx.xx	xx.xx	xx.xx	xx.xx	xx.xx	xx.xx	xx.xx	xx.xx
Systems Integration Primes	xx.xx	xx.xx	xx.xx	xx.xx	xx.xx	xx.xx	xx.xx	xx.xx
Total	**xx.xx**	**xx.xx**	**xx.xx**	**xx.xx**	**xx.xx**	**xx.xx**	**xx.xx**	**xx.xx**

Table 595. Australia Airport Baggage Screening Systems Market Size, by Investment Purpose, 2017-2040 (USD Million)

Investment Purpose	2017	2024	2025	2026	2027	2032	2040	CAGR (%)
New Installations and Capacity Expansion	xx.xx	xx.xx	xx.xx	xx.xx	xx.xx	xx.xx	xx.xx	xx.xx
Retrofits and Upgrades	xx.xx	xx.xx	xx.xx	xx.xx	xx.xx	xx.xx	xx.xx	xx.xx
System Replacement	xx.xx	xx.xx	xx.xx	xx.xx	xx.xx	xx.xx	xx.xx	xx.xx
Others	xx.xx	xx.xx	xx.xx	xx.xx	xx.xx	xx.xx	xx.xx	xx.xx
Total	**xx.xx**	**xx.xx**	**xx.xx**	**xx.xx**	**xx.xx**	**xx.xx**	**xx.xx**	**xx.xx**

Sources & Evidence

1. House Report 119-173 - Department of Homeland Security Appropriations Bill, 2026

   · Evidence informing the 2030 market-value input; displayed series and growth include calculations: The aging installed fleet supports replacement demand, but does not establish the forecast's realization dates or annual purchasing rate. ([govinfo.gov](https://www.govinfo.gov/content/pkg/CRPT-119hrpt173/html/CRPT-119hrpt173.htm))

   · Evidence informing forecast-year allocation inputs; displayed values and growth are calculated: The report identifies xx.xx end-of-life systems within a xx.xx-system checked-baggage fleet. This constrains renewal exposure, not realized annual purchasing or a verified global replacement deadline.

   · Evidence informing base-year allocation inputs; displayed values and growth are calculated: Reports a TSA checked-baggage fleet of xx.xx EDS, including xx.xx at end-of-life, and assigns purchase, installation and maintenance responsibilities to TSA. Supports agency fleet calibration and renewal pressure, not the assumed forecast uplift.

   · Evidence informing forecast-year allocation inputs; displayed values and growth are calculated: Reports a TSA checked-baggage fleet of xx.xx EDS, including xx.xx at end-of-life, and assigns purchase, installation and maintenance responsibilities to TSA. Supports agency fleet calibration and renewal pressure, not the assumed forecast uplift.

   · Evidence informing forecast-year allocation inputs; displayed values and growth are calculated: The report identifies xx.xx end-of-life EDS within a xx.xx-unit U.S. checked-baggage fleet, citing the FY2024 capital plan. The derived xx.xx% backlog constrains the aging-fleet premise, but is neither an annual turnover rate nor a funded global replacement forecast.

2. GAO-24-106573 - DHS Annual Assessment: Most Programs Are Meeting Current Goals, but Some Continue to Face Cost and Schedule Challenges

- Evidence informing the 2026 market-value input; displayed series and growth include calculations: Reports plans for xx.xx checkpoint systems and xx.xx increment-one deployments by September 2023; supports an incomplete replacement cycle rather than universal CT adoption. ([gao.gov](https://www.gao.gov/assets/gao-xx.xx-xx.xx.pdf))
- Evidence informing base-year allocation inputs; displayed values and growth are calculated: Reports xx.xx AT/CT, xx.xx base, xx.xx mid-size and xx.xx full-size deployments by September 2023; supplies configuration proxies and an incomplete-renewal constraint, not contractual architecture shares. ([gao.gov](https://www.gao.gov/assets/gao-xx.xx-xx.xx.pdf))
- Evidence informing forecast-year allocation inputs; displayed values and growth are calculated: Reports xx.xx AT/CT, xx.xx base, xx.xx mid-size and xx.xx full-size deployments by September 2023; supplies configuration proxies and an incomplete-renewal constraint, not contractual architecture shares. ([gao.gov](https://www.gao.gov/assets/gao-xx.xx-xx.xx.pdf))
- Evidence informing base-year allocation inputs; displayed values and growth are calculated: The deployed configuration mix underlies the xx.xx/xx.xx newer-cohort and xx.xx/xx.xx older-cohort proxy calculations; global and contractual attribution remain modeled. ([gao.gov](https://www.gao.gov/assets/gao-xx.xx-xx.xx.pdf))
- Evidence informing forecast-year allocation inputs; displayed values and growth are calculated: The deployed configuration mix underlies the xx.xx/xx.xx newer-cohort and xx.xx/xx.xx older-cohort proxy calculations; global and contractual attribution remain modeled. ([gao.gov](https://www.gao.gov/assets/gao-xx.xx-xx.xx.pdf))
- Evidence informing base-year allocation inputs; displayed values and growth are calculated: The assessment records xx.xx checkpoint systems deployed by September 2023 against an eventual xx.xx-system program. This supports an incomplete replacement cycle and qualifies any assumption of universal CT adoption.
- Evidence informing forecast-year allocation inputs; displayed values and growth are calculated: The assessment records xx.xx checkpoint systems deployed by September 2023 against an eventual xx.xx-system program. This supports an incomplete replacement cycle and qualifies any assumption of universal CT adoption.
- Evidence informing base-year allocation inputs; displayed values and growth are calculated: Reports a September 2023 U.S. CT cohort containing xx.xx AT/CT and xx.xx base systems, providing counterevidence to assigning all CT activity automatically to integrated lanes.
- Evidence informing forecast-year allocation inputs; displayed values and growth are calculated: Reports a September 2023 U.S. CT cohort containing xx.xx AT/CT and xx.xx base systems, providing counterevidence to assigning all CT activity automatically to integrated lanes.
- Evidence informing base-year allocation inputs; displayed values and growth are calculated: Reports xx.xx mid-size and xx.xx full-size systems within xx.xx deployed CT systems; supports differentiated configuration assumptions rather than treating technology adoption as an integration-share observation.
- Evidence informing forecast-year allocation inputs; displayed values and growth are calculated: Reports xx.xx mid-size and xx.xx full-size systems within xx.xx deployed CT systems; supports differentiated configuration assumptions rather than treating technology adoption as an integration-share observation.
- Evidence informing base-year allocation inputs; displayed values and growth are calculated: The 2024 assessment records xx.xx checkpoint deployments as of September 2023 against xx.xx planned systems replacing aging equipment. It supports staged renewal, but does not establish current deployment completion or the modeled 2032 share.
- Evidence informing forecast-year allocation inputs; displayed values and growth are calculated: The 2024 assessment records xx.xx checkpoint deployments as of September 2023 against xx.xx planned systems replacing aging equipment. It supports staged renewal, but does not establish current deployment completion or the modeled 2032 share.
- Evidence informing forecast-year allocation inputs; displayed values and growth are calculated: The program separately anticipates enhancements to fielded systems, supporting a retained-equipment commercial pathway without supplying an attributable upgrade-revenue split.

3. Global Airport Passenger Traffic Reaches Record 9.8 Billion in 2025, Airports Council International World reports

   · Evidence informing the 2026 market-value input; displayed series and growth include calculations: Reports cooling passenger-growth momentum in 2026, supporting moderation of traffic-driven equipment expansion despite continuing replacement demand.
   ([aci.aero](https://aci.aero/2026/xx.xx/xx.xx/global-airport-passenger-traffic-reaches-record-xx.xx-xx.xx-billion-in-2025-airports-council-international-world-reports/))

4. Smiths Group PLC - Full Year Results for the 12 Months Ended 31 July 2025

- Evidence informing the 2024 market-value input; displayed series and growth include calculations: Discloses aviation original-equipment revenue of xx.xx and aftermarket revenue of xx.xx for FY2024; supplies historical cycle proxies. ([www-live.smiths.com](https://www-live.smiths.com/media/snqpxwkd/smiths-group-plc-annual-results-2025-press-release.pdf))
- Evidence informing the 2027 market-value input; displayed series and growth include calculations: Reports approximately xx.xx cumulative CTiX sales and continuing aviation upgrade demand; supports replacement activity, not an observed global forecast. ([www-live.smiths.com](https://www-live.smiths.com/media/snqpxwkd/smiths-group-plc-annual-results-2025-press-release.pdf))
- Evidence informing base-year allocation inputs; displayed values and growth are calculated: FY2025 aviation original-equipment revenue of GBP xx.xx provides an independent equipment-activity scale check, not a global category share. ([www-live.smiths.com](https://www-live.smiths.com/media/snqpxwkd/smiths-group-plc-annual-results-2025-press-release.pdf))
- Evidence informing forecast-year allocation inputs; displayed values and growth are calculated: FY2025 aviation original-equipment revenue of GBP xx.xx provides an independent equipment-activity scale check, not a global category share. ([www-live.smiths.com](https://www-live.smiths.com/media/snqpxwkd/smiths-group-plc-annual-results-2025-press-release.pdf))
- Evidence informing base-year allocation inputs; displayed values and growth are calculated: Approximately xx.xx cumulative CTiX sales corroborate commercial imaging activity and replacement demand; they do not measure annual global sales. ([www-live.smiths.com](https://www-live.smiths.com/media/snqpxwkd/smiths-group-plc-annual-results-2025-press-release.pdf))
- Evidence informing forecast-year allocation inputs; displayed values and growth are calculated: Approximately xx.xx cumulative CTiX sales corroborate commercial imaging activity and replacement demand; they do not measure annual global sales. ([www-live.smiths.com](https://www-live.smiths.com/media/snqpxwkd/smiths-group-plc-annual-results-2025-press-release.pdf))
- Evidence informing base-year allocation inputs; displayed values and growth are calculated: GBP xx.xx aviation aftermarket revenue supports lifecycle materiality while qualifying transfer of one supplier's mix to the global service allocation. ([www-live.smiths.com](https://www-live.smiths.com/media/snqpxwkd/smiths-group-plc-annual-results-2025-press-release.pdf))
- Evidence informing forecast-year allocation inputs; displayed values and growth are calculated: GBP xx.xx aviation aftermarket revenue supports lifecycle materiality while qualifying transfer of one supplier's mix to the global service allocation. ([www-live.smiths.com](https://www-live.smiths.com/media/snqpxwkd/smiths-group-plc-annual-results-2025-press-release.pdf))
- Evidence informing base-year allocation inputs; displayed values and growth are calculated: Reports approximately xx.xx cumulative CTiX sales and continuing aviation upgrade demand; cumulative sales constrain commercial scale but are not annual global shipments. ([www-live.smiths.com](https://www-live.smiths.com/media/snqpxwkd/smiths-group-plc-annual-results-2025-press-release.pdf))
- Evidence informing forecast-year allocation inputs; displayed values and growth are calculated: Reports approximately xx.xx cumulative CTiX sales and continuing aviation upgrade demand; cumulative sales constrain commercial scale but are not annual global shipments. ([www-live.smiths.com](https://www-live.smiths.com/media/snqpxwkd/smiths-group-plc-annual-results-2025-press-release.pdf))
- Evidence informing base-year allocation inputs; displayed values and growth are calculated: Reports four operating XDi units as of July 2025 and pending regulatory certification, constraining the small XRD cohort and qualifying aggressive commercialization assumptions.
- Evidence informing forecast-year allocation inputs; displayed values and growth are calculated: Reports four operating XDi units as of July 2025 and pending regulatory certification, constraining the small XRD cohort and qualifying aggressive commercialization assumptions.
- Evidence informing forecast-year allocation inputs; displayed values and growth are calculated: Reported checkpoint modernization provides a commercial reason to model substitution from discrete legacy offerings; the filing does not disclose standalone configuration revenue.
- Evidence informing forecast-year allocation inputs; displayed values and growth are calculated: FY2025

5. Smiths Group PLC - Annual Report & Accounts FY2023
   - Evidence informing the 2022 market-value input; displayed series and growth include calculations: Reports FY2022 aviation original-equipment revenue of xx.xx, used as a dimensionless historical capital-cycle proxy. ([www-live.smiths.com](https://www-live.smiths.com/media/phjp1j44/smiths-annual-report-2023.pdf))
   - Evidence informing the 2023 market-value input; displayed series and growth include calculations: Reports FY2023 aviation original-equipment revenue of xx.xx and aftermarket revenue of xx.xx; supports the modeled recovery direction. ([www-live.smiths.com](https://www-live.smiths.com/media/phjp1j44/smiths-annual-report-2023.pdf))
6. Smiths Group PLC - Annual Report FY2022
   - Evidence informing the 2021 market-value input; displayed series and growth include calculations: Reports FY2021 aviation revenue of xx.xx, providing a historical purchasing-cycle reference rather than a global observation. ([www-live.smiths.com](https://www-live.smiths.com/media/xjvdpblr/smiths-annual-report-2022-report.pdf))
   - Evidence informing the 2022 market-value input; displayed series and growth include calculations: Reports FY2022 aviation revenue of xx.xx and continued weakness in aviation original equipment; supports a delayed capital-spending trough. ([www-live.smiths.com](https://www-live.smiths.com/media/xjvdpblr/smiths-annual-report-2022-report.pdf))
7. Smiths Group PLC - Annual Results for the Year Ended 31 July 2019
   - Evidence informing the 2018 market-value input; displayed series and growth include calculations: Reports FY2018 aviation revenue of xx.xx, supplying the historical comparison underlying the backcast. ([smiths.com](https://www.smiths.com/media/u4wla1bw/smiths-group-plc-annual-results-2019-press-release.pdf))
   - Evidence informing the 2019 market-value input; displayed series and growth include calculations: Reports FY2019 aviation revenue of xx.xx and customer delivery deferrals, qualifying a traffic-only growth model. ([smiths.com](https://www.smiths.com/media/u4wla1bw/smiths-group-plc-annual-results-2019-press-release.pdf))
   - Evidence informing the 2020 market-value input; displayed series and growth include calculations: Identifies deliveries deferred into FY2020; supports the possibility of backlog-supported spending despite a contemporaneous traffic shock, not the exact modeled growth rate. ([smiths.com](https://www.smiths.com/media/u4wla1bw/smiths-group-plc-annual-results-2019-press-release.pdf))
8. ACI World - The High-Wire Balancing Act: Global Air Transport Demand in 2018 and 2019
   - Evidence informing the 2017 market-value input; displayed series and growth include calculations: Reports xx.xx airport passengers and xx.xx% growth in 2018; the growth observation informs the 2017 backcast bridge. ([blog.aci.aero](https://blog.aci.aero/airport-economics/the-high-wire-balancing-act-global-air-transport-demand-in-2018-and-2019/))
   - Evidence informing the 2018 market-value input; displayed series and growth include calculations: Provides the observed 2018 traffic-growth reference, not an equipment-market growth observation. ([blog.aci.aero](https://blog.aci.aero/airport-economics/the-high-wire-balancing-act-global-air-transport-demand-in-2018-and-2019/))
9. ICAO A42-WP/556 - State of the Industry and Outlook for Airport Traffic, Presented by ACI
   - Evidence informing the 2020 market-value input; displayed series and growth include calculations: Records the collapse from xx.xx airport passengers in 2019 to xx.xx in 2020; constrains the shock and funding-risk interpretation. ([icao.int](https://www.icao.int/sites/default/files/Meetings/a42/Documents/WP/wp_556_en.pdf))
   - Evidence informing the 2021 market-value input; displayed series and growth include calculations: Reports xx.xx airport passengers in 2021, supporting a prolonged funding and activity shock. ([icao.int](https://www.icao.int/sites/default/files/Meetings/a42/Documents/WP/wp_556_en.pdf))
   - Evidence informing the 2023 market-value input; displayed series and growth include calculations: Reports xx.xx airport passengers in 2023; traffic recovery is distinguished from equipment purchasing. ([icao.int](https://www.icao.int/sites/default/files/Meetings/a42/Documents/WP/wp_556_en.pdf))
   - Evidence informing the 2024 market-value input; displayed series and growth include calculations: Reports xx.xx airport passengers in 2024, providing a demand recovery cross-check. ([icao.int](https://www.icao.int/sites/default/files/Meetings/a42/Documents/WP/wp_556_en.pdf))

10. Port of Seattle - Baggage Handling System Optimization
    - Evidence informing the 2029 market-value input; displayed series and growth include calculations: Seattle plans to consolidate six baggage-screening systems, increase supported passenger capacity, and reduce screening-machine demand. Supports integration spending without one-for-one detector growth. ([portseattle.org](https://www.portseattle.org/projects/baggage-handling-system-optimization))
    - Evidence informing the 2032 market-value input; displayed series and growth include calculations: The consolidation example constrains equipment-volume assumptions; its whole baggage-handling project value is excluded from market sizing. ([portseattle.org](https://www.portseattle.org/projects/baggage-handling-system-optimization))
    - Evidence informing the 2040 market-value input; displayed series and growth include calculations: Provides a commercial counterexample to extrapolating passenger growth directly into machine counts throughout the long-range forecast. ([portseattle.org](https://www.portseattle.org/projects/baggage-handling-system-optimization))
    - Evidence informing forecast-year allocation inputs; displayed values and growth are calculated: Consolidation of six systems with reduced machine demand qualifies a traffic-to-detector-volume forecast. ([portseattle.org](https://www.portseattle.org/projects/baggage-handling-system-optimization))
    - Evidence informing forecast-year allocation inputs; displayed values and growth are calculated: The consolidation project supports integration-driven conveyor demand, but its whole-project value is excluded. ([portseattle.org](https://www.portseattle.org/projects/baggage-handling-system-optimization))
    - Evidence informing forecast-year allocation inputs; displayed values and growth are calculated: Brownfield consolidation supports the integration-demand premise, not the forecast's exact service growth factor. ([portseattle.org](https://www.portseattle.org/projects/baggage-handling-system-optimization))
    - Evidence informing forecast-year allocation inputs; displayed values and growth are calculated: The airport replaces six separate screening systems with centralized screening and expects reduced screening-machine demand while expanding capacity. This supplies a counterforce to volume-only checked-baggage forecasting.
    - Evidence informing base-year allocation inputs; displayed values and growth are calculated: Seattle is consolidating six screening systems, expects reduced screening-machine demand and schedules final-phase completion in 2029. Supports integration demand while constraining detector-volume growth; the whole-project budget is excluded.
    - Evidence informing forecast-year allocation inputs; displayed values and growth are calculated: Seattle is consolidating six screening systems, expects reduced screening-machine demand and schedules final-phase completion in 2029. Supports integration demand while constraining detector-volume growth; the whole-project budget is excluded.
    - Evidence informing forecast-year allocation inputs; displayed values and growth are calculated: Seattle's project combines increased screening capacity with consolidation from six screening systems and reduced screening-machine demand. This constrains the forecast assumption that capacity growth requires proportional equipment additions.
    - Evidence informing forecast-year allocation inputs; displayed values and growth are calculated: Replacement and capacity objectives coexist within the project. Its wider baggage-handling budget is not treated as screening-equipment revenue or assigned additively to multiple purposes.
11. Smiths Group PLC - Half Year Results for the Six Months Ended 31 January 2026
    - Evidence informing the 2026 market-value input; displayed series and growth include calculations: Reports xx.xx% organic growth for Smiths Detection in HY2026, with aviation checkpoint upgrades contributing. Supports a positive 2026 nowcast, not a directly observed global growth rate. ([www-live.smiths.com](https://www-live.smiths.com/media/villk35h/smiths-hy26-results-press-release.pdf))
12. Sydney Airport - Traffic and Operational Performance Q4 2025
    - Evidence informing base-year allocation inputs; displayed values and growth are calculated: Sydney's xx.xx-million traffic and staged xx.xx-lane/six-of-seven-lane deployment constrain national scale and modernization assumptions.
    - Evidence informing forecast-year allocation inputs; displayed values and growth are calculated: Sydney's xx.xx-million traffic and staged xx.xx-lane/six-of-seven-lane deployment constrain national scale and modernization assumptions.

13. CATSA 2025 Annual Report - Notes to the Financial Statements

- Evidence informing base-year allocation inputs; displayed values and growth are calculated: FY2024/xx.xx accounts disclose C$xx.xx maintenance/spares and C$xx.xx training/certification, supporting the service-budget calibration but not global baggage-only shares. ([catsa-acsta.gc.ca](https://www.catsa-acsta.gc.ca/en/publications/2025-annual-report/notes-financial-statements))
- Evidence informing forecast-year allocation inputs; displayed values and growth are calculated: FY2024/xx.xx accounts disclose C$xx.xx maintenance/spares and C$xx.xx training/certification, supporting the service-budget calibration but not global baggage-only shares. ([catsa-acsta.gc.ca](https://www.catsa-acsta.gc.ca/en/publications/2025-annual-report/notes-financial-statements))
- Evidence informing base-year allocation inputs; displayed values and growth are calculated: Maintenance and spare parts are combined in the accounts; the labor-versus-goods split therefore remains modeled. ([catsa-acsta.gc.ca](https://www.catsa-acsta.gc.ca/en/publications/2025-annual-report/notes-financial-statements))
- Evidence informing forecast-year allocation inputs; displayed values and growth are calculated: Maintenance and spare parts are combined in the accounts; the labor-versus-goods split therefore remains modeled. ([catsa-acsta.gc.ca](https://www.catsa-acsta.gc.ca/en/publications/2025-annual-report/notes-financial-statements))
- Evidence informing base-year allocation inputs; displayed values and growth are calculated: The C$xx.xx training/certification expense supplies the numerator of the adjusted training-to-capital proxy. ([catsa-acsta.gc.ca](https://www.catsa-acsta.gc.ca/en/publications/2025-annual-report/notes-financial-statements))
- Evidence informing forecast-year allocation inputs; displayed values and growth are calculated: The C$xx.xx training/certification expense supplies the numerator of the adjusted training-to-capital proxy. ([catsa-acsta.gc.ca](https://www.catsa-acsta.gc.ca/en/publications/2025-annual-report/notes-financial-statements))
- Evidence informing base-year allocation inputs; displayed values and growth are calculated: C$xx.xx trace/consumables is distinct from maintenance/spares and supplies the contrary consumables-intensity comparator, not a global observation. ([catsa-acsta.gc.ca](https://www.catsa-acsta.gc.ca/en/publications/2025-annual-report/notes-financial-statements))
- Evidence informing forecast-year allocation inputs; displayed values and growth are calculated: C$xx.xx trace/consumables is distinct from maintenance/spares and supplies the contrary consumables-intensity comparator, not a global observation. ([catsa-acsta.gc.ca](https://www.catsa-acsta.gc.ca/en/publications/2025-annual-report/notes-financial-statements))
- Evidence informing base-year allocation inputs; displayed values and growth are calculated: Separately reports C$xx.xx maintenance/spares, C$xx.xx trace/consumables and C$xx.xx training/certification, constraining attributable agency lifecycle expenditure.
- Evidence informing base-year allocation inputs; displayed values and growth are calculated: Separates screening-contractor payments from equipment support, preventing staffing expenditure from becoming equipment-market purchasing.
- Evidence informing forecast-year allocation inputs; displayed values and growth are calculated: Separately reports C$xx.xx maintenance/spares, C$xx.xx trace/consumables and C$xx.xx training/certification, constraining attributable agency lifecycle expenditure.
- Evidence informing forecast-year allocation inputs; displayed values and growth are calculated: Separates screening-contractor payments from equipment support, preventing staffing expenditure from becoming equipment-market purchasing.
- Evidence informing base-year allocation inputs; displayed values and growth are calculated: Audited expense disclosure reports C$xx.xx for maintenance and spare parts in the year ended March xx.xx 2025. It constrains support-spending materiality, not the amount attributable to an independent provider. ([catsa-acsta.gc.ca](https://www.catsa-acsta.gc.ca/en/publications/2025-annual-report/notes-financial-statements))

14. CATSA 2025 Annual Report - Management's Discussion and Analysis

- Evidence informing base-year allocation inputs; displayed values and growth are calculated: EDS capital expenditure of C$xx.xx includes equipment and installation/integration and supplies the training-calibration denominator, subject to baggage attribution. ([catsa-acsta.gc.ca](https://www.catsa-acsta.gc.ca/en/publications/2025-annual-report/management-discussion-and-analysis))
- Evidence informing forecast-year allocation inputs; displayed values and growth are calculated: EDS capital expenditure of C$xx.xx includes equipment and installation/integration and supplies the training-calibration denominator, subject to baggage attribution. ([catsa-acsta.gc.ca](https://www.catsa-acsta.gc.ca/en/publications/2025-annual-report/management-discussion-and-analysis))
- Evidence informing base-year allocation inputs; displayed values and growth are calculated: The capital definition includes associated installation and integration, supporting the distinction between deployment services and equipment value. ([catsa-acsta.gc.ca](https://www.catsa-acsta.gc.ca/en/publications/2025-annual-report/management-discussion-and-analysis))
- Evidence informing forecast-year allocation inputs; displayed values and growth are calculated: The capital definition includes associated installation and integration, supporting the distinction between deployment services and equipment value. ([catsa-acsta.gc.ca](https://www.catsa-acsta.gc.ca/en/publications/2025-annual-report/management-discussion-and-analysis))
- Evidence informing forecast-year allocation inputs; displayed values and growth are calculated: Actual spending, original budget and reprofile amounts constrain the forecast's purchasing-execution interpretation; they are not a global growth rate. ([catsa-acsta.gc.ca](https://www.catsa-acsta.gc.ca/en/publications/2025-annual-report/management-discussion-and-analysis))
- Evidence informing base-year allocation inputs; displayed values and growth are calculated: FY2024/xx.xx pre-board capital appropriations used were C$xx.xx. This supplies the Canadian purchasing comparison and a component of the non-passenger-to-cabin activity proxy, not a global share.
- Evidence informing forecast-year allocation inputs; displayed values and growth are calculated: FY2024/xx.xx pre-board capital appropriations used were C$xx.xx. This supplies the Canadian purchasing comparison and a component of the non-passenger-to-cabin activity proxy, not a global share.
- Evidence informing base-year allocation inputs; displayed values and growth are calculated: FY2024/xx.xx hold-baggage capital appropriations used were C$xx.xx; this constrains the independent application-capital comparison.
- Evidence informing base-year allocation inputs; displayed values and growth are calculated: FY2024/xx.xx non-passenger capital appropriations used were C$xx.xx, below the original C$xx.xx budget. Actual purchasing informs the proxy and qualifies automatic announcement-to-revenue conversion.
- Evidence informing forecast-year allocation inputs; displayed values and growth are calculated: FY2024/xx.xx non-passenger capital appropriations used were C$xx.xx, below the original C$xx.xx budget. Actual purchasing informs the proxy and qualifies automatic announcement-to-revenue conversion.
- Evidence informing base-year allocation inputs; displayed values and growth are calculated: Reports C$xx.xx EDS capital expenditure for FY2024/xx.xx and identifies both baggage equipment and full-body scanners in the capital scope, requiring a baggage-attribution adjustment.
- Evidence informing forecast-year allocation inputs; displayed values and growth are calculated: Reports C$xx.xx EDS capital expenditure for FY2024/xx.xx and identifies both baggage equipment and full-body scanners in the capital scope, requiring a baggage-attribution adjustment.
- Evidence informing forecast-year allocation inputs; displayed values and growth are calculated: EDS outturn was C$xx.xx versus an original C$xx.xx plan and revised C$xx.xx budget. Reprofiling constrains assumed award conversion and deployment timing; it does not measure procurement-channel mix. ([catsa-acsta.gc.ca](https://www.catsa-acsta.gc.ca/en/publications/2025-annual-report/management-discussion-and-analysis))
- Evidence informing base-year allocation inputs; displayed values and growth are calculated: The actual capital-project list identifies hold-baggage capacity expansion at Montréal-Trudeau, supporting the expansion classification, not its modeled global revenue weight.
- Evidence informing forecast-year allocation inputs; displayed values and growth are calculated: The actual capital-project list identifies hold-baggage capacity expansion at Montréal-Trudeau, supporting the expansion classification, not its modeled global revenue weight.
- Evidence informing base-year allocation inputs; displayed values and growth are calculated: The actual project list includes checkpoint CT deployment and hold-baggage oversize-equipment lifecycle management, supporting renewal activity without disclosing its purpose-specific spending.
- Evidence informing forecast-year allocation inputs; displayed values and growth are calculated: The actual project list includes checkpoint CT deployment and hold-baggage oversize-equipment lifecycle management,

15. Aviation security screening approved equipment list
    - Evidence informing base-year allocation inputs; displayed values and growth are calculated: Baggage EDS/EDSCB and conventional X-ray classes support the inspection-system boundary, not sales weights. ([gov.uk](https://www.gov.uk/government/collections/aviation-security-screening-approved-equipment-list))
    - Evidence informing forecast-year allocation inputs; displayed values and growth are calculated: Baggage EDS/EDSCB and conventional X-ray classes support the inspection-system boundary, not sales weights. ([gov.uk](https://www.gov.uk/government/collections/aviation-security-screening-approved-equipment-list))
    - Evidence informing base-year allocation inputs; displayed values and growth are calculated: Liquid detectors are a distinct cabin-baggage category; the complete bulk-material extension remains modeled within the captured boundary. ([gov.uk](https://www.gov.uk/government/collections/aviation-security-screening-approved-equipment-list))
    - Evidence informing forecast-year allocation inputs; displayed values and growth are calculated: Liquid detectors are a distinct cabin-baggage category; the complete bulk-material extension remains modeled within the captured boundary. ([gov.uk](https://www.gov.uk/government/collections/aviation-security-screening-approved-equipment-list))
    - Evidence informing base-year allocation inputs; displayed values and growth are calculated: ETD serves baggage and other applications, requiring explicit baggage attribution rather than allocating all detector sales here. ([gov.uk](https://www.gov.uk/government/collections/aviation-security-screening-approved-equipment-list))
    - Evidence informing forecast-year allocation inputs; displayed values and growth are calculated: ETD serves baggage and other applications, requiring explicit baggage attribution rather than allocating all detector sales here. ([gov.uk](https://www.gov.uk/government/collections/aviation-security-screening-approved-equipment-list))
    - Evidence informing base-year allocation inputs; displayed values and growth are calculated: Dedicated ETD consumables are separately recognized, supporting goods classification without establishing spending or unrestricted interchangeability. ([gov.uk](https://www.gov.uk/government/collections/aviation-security-screening-approved-equipment-list))
    - Evidence informing forecast-year allocation inputs; displayed values and growth are calculated: Dedicated ETD consumables are separately recognized, supporting goods classification without establishing spending or unrestricted interchangeability. ([gov.uk](https://www.gov.uk/government/collections/aviation-security-screening-approved-equipment-list))
16. Quantifying the Impacts of Delayed Maintenance of Airport Assets: A Guide - Chapter 6, Baggage Handling Systems
    - Evidence informing base-year allocation inputs; displayed values and growth are calculated: The baggage-handling cost study uses a modeled xx.xx% labor share, adopted only as an adjacent support-cost proxy. ([nationalacademies.org](https://www.nationalacademies.org/read/xx.xx/chapter/xx.xx))
    - Evidence informing forecast-year allocation inputs; displayed values and growth are calculated: The baggage-handling cost study uses a modeled xx.xx% labor share, adopted only as an adjacent support-cost proxy. ([nationalacademies.org](https://www.nationalacademies.org/read/xx.xx/chapter/xx.xx))
    - Evidence informing base-year allocation inputs; displayed values and growth are calculated: Its corresponding modeled xx.xx% parts share calibrates the labor/goods separation; it is not an observed screening-equipment ratio. ([nationalacademies.org](https://www.nationalacademies.org/read/xx.xx/chapter/xx.xx))
    - Evidence informing forecast-year allocation inputs; displayed values and growth are calculated: Its corresponding modeled xx.xx% parts share calibrates the labor/goods separation; it is not an observed screening-equipment ratio. ([nationalacademies.org](https://www.nationalacademies.org/read/xx.xx/chapter/xx.xx))

17. Procurement of Next Generation Security Checkpoint Equipment - Contract Award Notice

- Evidence informing base-year allocation inputs; displayed values and growth are calculated: The seven-system award includes automated tray return, demonstrating bundled purchasing but no separately priced hardware allocation. ([sell2wales.gov.wales](https://www.sell2wales.gov.wales/search/show/search_view.aspx?ID=NOV417275))
- Evidence informing forecast-year allocation inputs; displayed values and growth are calculated: The seven-system award includes automated tray return, demonstrating bundled purchasing but no separately priced hardware allocation. ([sell2wales.gov.wales](https://www.sell2wales.gov.wales/search/show/search_view.aspx?ID=NOV417275))
- Evidence informing base-year allocation inputs; displayed values and growth are calculated: The integrated CT/tray-return scope constrains the automation interface boundary; it does not value general airport conveyors. ([sell2wales.gov.wales](https://www.sell2wales.gov.wales/search/show/search_view.aspx?ID=NOV417275))
- Evidence informing forecast-year allocation inputs; displayed values and growth are calculated: The integrated CT/tray-return scope constrains the automation interface boundary; it does not value general airport conveyors. ([sell2wales.gov.wales](https://www.sell2wales.gov.wales/search/show/search_view.aspx?ID=NOV417275))
- Evidence informing base-year allocation inputs; displayed values and growth are calculated: Central image processing is an explicit purchased function, without a separately disclosed license price. ([sell2wales.gov.wales](https://www.sell2wales.gov.wales/search/show/search_view.aspx?ID=NOV417275))
- Evidence informing forecast-year allocation inputs; displayed values and growth are calculated: Central image processing is an explicit purchased function, without a separately disclosed license price. ([sell2wales.gov.wales](https://www.sell2wales.gov.wales/search/show/search_view.aspx?ID=NOV417275))
- Evidence informing base-year allocation inputs; displayed values and growth are calculated: Supply, installation and commissioning are included deliverables, supporting deployment-service attribution without establishing its percentage. ([sell2wales.gov.wales](https://www.sell2wales.gov.wales/search/show/search_view.aspx?ID=NOV417275))
- Evidence informing forecast-year allocation inputs; displayed values and growth are calculated: Supply, installation and commissioning are included deliverables, supporting deployment-service attribution without establishing its percentage. ([sell2wales.gov.wales](https://www.sell2wales.gov.wales/search/show/search_view.aspx?ID=NOV417275))
- Evidence informing base-year allocation inputs; displayed values and growth are calculated: The October xx.xx 2022 award covers seven systems combining cabin CT, tray return, image processing and deployment responsibilities. It supports integrated purchased scope, not completed delivery or a global sales weight.
- Evidence informing forecast-year allocation inputs; displayed values and growth are calculated: The October xx.xx 2022 award covers seven systems combining cabin CT, tray return, image processing and deployment responsibilities. It supports integrated purchased scope, not completed delivery or a global sales weight.
- Evidence informing base-year allocation inputs; displayed values and growth are calculated: The integrated Newcastle procurement reports a GBP xx.xx-xx.xx offer range but no physical review-room location; its value cannot be assigned automatically to local review. ([sell2wales.gov.wales](https://www.sell2wales.gov.wales/search/show/search_view.aspx?ID=NOV417275))
- Evidence informing forecast-year allocation inputs; displayed values and growth are calculated: The integrated Newcastle procurement reports a GBP xx.xx-xx.xx offer range but no physical review-room location; its value cannot be assigned automatically to local review. ([sell2wales.gov.wales](https://www.sell2wales.gov.wales/search/show/search_view.aspx?ID=NOV417275))
- Evidence informing base-year allocation inputs; displayed values and growth are calculated: Central image processing is included, but a separate on-site room is not specified; constrains classification rather than supplying a remote-review sales weight. ([sell2wales.gov.wales](https://www.sell2wales.gov.wales/search/show/search_view.aspx?ID=NOV417275))
- Evidence informing forecast-year allocation inputs; displayed values and growth are calculated: Central image processing is included, but a separate on-site room is not specified; constrains classification rather than supplying a remote-review sales weight. ([sell2wales.gov.wales](https://www.sell2wales.gov.wales/search/show/search_view.aspx?ID=NOV417275))
- Evidence informing base-year allocation inputs; displayed values and growth are calculated: The bundled award does not identify a mixed-location package or its attributable price, preventing automatic hybrid classification. ([sell2wales.gov.wales](https://www.sell2wales.gov.wales/search/show/search_view.aspx?ID=NOV417275))
- Evidence informing forecast-year allocation inputs; displayed values and growth are calculated: The bundled award does not identify a mixed-location package or its attributable price, preventing automatic hybrid classification.

18. AI for Monitoring Aviation Security: Fraport and German Federal Police Start Regular Operation of APIDS
    - Evidence informing forecast-year allocation inputs; displayed values and growth are calculated: January xx.xx 2026 APIDS deployment demonstrates additional software adoption, without establishing separate revenue. ([fraport.com](https://www.fraport.com/en/newsroom/press-releases/2026/q1/ai-for-monitoring-aviation-security.html))
    - Evidence informing forecast-year allocation inputs; displayed values and growth are calculated: Deployment on more than xx.xx CT scanners is the independent quantitative rollout test; it does not validate the modeled license-growth factor. ([fraport.com](https://www.fraport.com/en/newsroom/press-releases/2026/q1/ai-for-monitoring-aviation-security.html))
    - Evidence informing forecast-year allocation inputs; displayed values and growth are calculated: On January xx.xx 2026, Fraport announced regular APIDS software operation on more than xx.xx existing Smiths CT scanners. This independently supports retained-system enhancement at one buyer, not global penetration or realized license revenue.
19. Smiths Detection - Digital Innovation
    - Evidence informing base-year allocation inputs; displayed values and growth are calculated: The supplier identifies detection applications as a commercial function; separate fee allocation remains assumed. ([smithsdetection.com](https://www.smithsdetection.com/digital-innovation/))
    - Evidence informing forecast-year allocation inputs; displayed values and growth are calculated: The supplier identifies detection applications as a commercial function; separate fee allocation remains assumed. ([smithsdetection.com](https://www.smithsdetection.com/digital-innovation/))
    - Evidence informing base-year allocation inputs; displayed values and growth are calculated: Centralized screening supports the image-review function, not an observed software revenue weight. ([smithsdetection.com](https://www.smithsdetection.com/digital-innovation/))
    - Evidence informing forecast-year allocation inputs; displayed values and growth are calculated: Centralized screening supports the image-review function, not an observed software revenue weight. ([smithsdetection.com](https://www.smithsdetection.com/digital-innovation/))
    - Evidence informing base-year allocation inputs; displayed values and growth are calculated: Connectivity, multi-vendor integration and equipment-health applications establish the fleet-management function without proving customer-specific rights or prices. ([smithsdetection.com](https://www.smithsdetection.com/digital-innovation/))
    - Evidence informing forecast-year allocation inputs; displayed values and growth are calculated: Connectivity, multi-vendor integration and equipment-health applications establish the fleet-management function without proving customer-specific rights or prices. ([smithsdetection.com](https://www.smithsdetection.com/digital-innovation/))
    - Evidence informing base-year allocation inputs; displayed values and growth are calculated: ELECTORA is offered for integrating multi-vendor devices, datasets and applications; establishes the vendor-platform category but discloses no category revenue or customer-specific substitution entitlement. ([smithsdetection.com](https://www.smithsdetection.com/digital-innovation/))
    - Evidence informing forecast-year allocation inputs; displayed values and growth are calculated: ELECTORA is offered for integrating multi-vendor devices, datasets and applications; establishes the vendor-platform category but discloses no category revenue or customer-specific substitution entitlement. ([smithsdetection.com](https://www.smithsdetection.com/digital-innovation/))
20. UK Civil Aviation Authority - Threat Image Projection (TIP)
    - Evidence informing base-year allocation inputs; displayed values and growth are calculated: TIP library approval and renewal obligations support continuing software commitments, not the modeled global fee or share. ([caa.co.uk](https://www.caa.co.uk/commercial-industry/security/training-and-human-factors/threat-image-projection/))
    - Evidence informing forecast-year allocation inputs; displayed values and growth are calculated: TIP library approval and renewal obligations support continuing software commitments, not the modeled global fee or share. ([caa.co.uk](https://www.caa.co.uk/commercial-industry/security/training-and-human-factors/threat-image-projection/))

21. Smiths Detection - Service

- Evidence informing base-year allocation inputs; displayed values and growth are calculated: Inclusive capital-equipment support covers labor and parts, requiring a single-count economic allocation across services and goods. ([smithsdetection.com](https://www.smithsdetection.com/service/))
- Evidence informing forecast-year allocation inputs; displayed values and growth are calculated: Inclusive capital-equipment support covers labor and parts, requiring a single-count economic allocation across services and goods. ([smithsdetection.com](https://www.smithsdetection.com/service/))
- Evidence informing base-year allocation inputs; displayed values and growth are calculated: Equipment-specific training and certification are commercial offerings distinct from routine screening staffing. ([smithsdetection.com](https://www.smithsdetection.com/service/))
- Evidence informing forecast-year allocation inputs; displayed values and growth are calculated: Equipment-specific training and certification are commercial offerings distinct from routine screening staffing. ([smithsdetection.com](https://www.smithsdetection.com/service/))
- Evidence informing base-year allocation inputs; displayed values and growth are calculated: The parts-support offering and inclusive contracts corroborate the goods boundary, but not the assumed xx.xx% allocation. ([smithsdetection.com](https://www.smithsdetection.com/service/))
- Evidence informing forecast-year allocation inputs; displayed values and growth are calculated: The parts-support offering and inclusive contracts corroborate the goods boundary, but not the assumed xx.xx% allocation. ([smithsdetection.com](https://www.smithsdetection.com/service/))
- Evidence informing base-year allocation inputs; displayed values and growth are calculated: Describes inclusive labor-and-parts contracts and manufacturer support, supporting nonduplicative lifecycle attribution to projection equipment, not a verified xx.xx% fee. ([smithsdetection.com](https://www.smithsdetection.com/service/))
- Evidence informing forecast-year allocation inputs; displayed values and growth are calculated: Describes inclusive labor-and-parts contracts and manufacturer support, supporting nonduplicative lifecycle attribution to projection equipment, not a verified xx.xx% fee. ([smithsdetection.com](https://www.smithsdetection.com/service/))
- Evidence informing base-year allocation inputs; displayed values and growth are calculated: Supports the existence of manufacturer lifecycle offerings; broad service-footprint counts are not used as CT revenue weights.
- Evidence informing forecast-year allocation inputs; displayed values and growth are calculated: Supports the existence of manufacturer lifecycle offerings; broad service-footprint counts are not used as CT revenue weights.
- Evidence informing base-year allocation inputs; displayed values and growth are calculated: Supports commercial maintenance, refurbishment and parts offerings for portable equipment without establishing baggage-specific service receipts.
- Evidence informing forecast-year allocation inputs; displayed values and growth are calculated: Supports commercial maintenance, refurbishment and parts offerings for portable equipment without establishing baggage-specific service receipts.
- Evidence informing base-year allocation inputs; displayed values and growth are calculated: The manufacturer markets direct on-site support and inclusive capital-equipment labor-and-parts contracts. This supports a continuing manufacturer-service alternative, without measuring a pricing premium. ([smithsdetection.com](https://www.smithsdetection.com/service/))
- Evidence informing forecast-year allocation inputs; displayed values and growth are calculated: The manufacturer markets direct on-site support and inclusive capital-equipment labor-and-parts contracts. This supports a continuing manufacturer-service alternative, without measuring a pricing premium. ([smithsdetection.com](https://www.smithsdetection.com/service/))
- Evidence informing base-year allocation inputs; displayed values and growth are calculated: Manufacturer-provided bundled support is a commercial alternative to separate technical-service procurement, limiting assumptions of unrestricted third-party substitution. ([smithsdetection.com](https://www.smithsdetection.com/service/))
- Evidence informing forecast-year allocation inputs; displayed values and growth are calculated: Manufacturer-provided bundled support is a commercial alternative to separate technical-service procurement, limiting assumptions of unrestricted third-party substitution. ([smithsdetection.com](https://www.smithsdetection.com/service/))

22. Hold baggage screening upgrade, Dublin and Cork Airports, Ireland

- Evidence informing base-year allocation inputs; displayed values and growth are calculated: Separate professional-service appointments cover project controls, design oversight and interface management; the broader construction budget is not used as screening-service revenue. ([neccontract.com](https://www.neccontract.com/projects/hold-baggage-screening-upgrade-dublin-and-cork-airports-ireland))
- Evidence informing forecast-year allocation inputs; displayed values and growth are calculated: Separate professional-service appointments cover project controls, design oversight and interface management; the broader construction budget is not used as screening-service revenue. ([neccontract.com](https://www.neccontract.com/projects/hold-baggage-screening-upgrade-dublin-and-cork-airports-ireland))
- Evidence informing base-year allocation inputs; displayed values and growth are calculated: Describes three upgraded hold-baggage systems delivered through separate construction, baggage-integration and advisory appointments, completed in March 2023. Supports integrated-system attribution without assuming a universal single-prime model.
- Evidence informing forecast-year allocation inputs; displayed values and growth are calculated: Describes three upgraded hold-baggage systems delivered through separate construction, baggage-integration and advisory appointments, completed in March 2023. Supports integrated-system attribution without assuming a universal single-prime model.

23. Corporate Plan 2025-26 to 2029-30 Summary - Financial Overview
    - Evidence informing base-year allocation inputs; displayed values and growth are calculated: CATSA distinguishes major-checkpoint CT replacement from single-view-to-multiview replacement elsewhere, supporting application-specific projection demand and forecast assumptions. It also discloses capital funding subject to reprofile approval. ([catsa-acsta.gc.ca](https://www.catsa-acsta.gc.ca/en/publications/corporate-plan-2025-xx.xx-2029-xx.xx/financial-overview))
    - Evidence informing forecast-year allocation inputs; displayed values and growth are calculated: CATSA distinguishes major-checkpoint CT replacement from single-view-to-multiview replacement elsewhere, supporting application-specific projection demand and forecast assumptions. It also discloses capital funding subject to reprofile approval. ([catsa-acsta.gc.ca](https://www.catsa-acsta.gc.ca/en/publications/corporate-plan-2025-xx.xx-2029-xx.xx/financial-overview))
    - Evidence informing base-year allocation inputs; displayed values and growth are calculated: Identifies single-view equipment as a replacement population, supporting the modeled displacement mechanism rather than an observed global share.
    - Evidence informing forecast-year allocation inputs; displayed values and growth are calculated: Identifies single-view equipment as a replacement population, supporting the modeled displacement mechanism rather than an observed global share.
    - Evidence informing base-year allocation inputs; displayed values and growth are calculated: Multiview remains a planned purchasing destination at non-passenger checkpoints and Class xx.xx airports, qualifying universal CT substitution.
    - Evidence informing forecast-year allocation inputs; displayed values and growth are calculated: Multiview remains a planned purchasing destination at non-passenger checkpoints and Class xx.xx airports, qualifying universal CT substitution.
    - Evidence informing base-year allocation inputs; displayed values and growth are calculated: CT replacement is a stated major-checkpoint investment priority, subject to funding and delivery risks; this supports direction, not the modeled global share.
    - Evidence informing forecast-year allocation inputs; displayed values and growth are calculated: CT replacement is a stated major-checkpoint investment priority, subject to funding and delivery risks; this supports direction, not the modeled global share.
    - Evidence informing base-year allocation inputs; displayed values and growth are calculated: The plan includes additional screening equipment and expansion of existing hold-baggage screening capacity. Its FY2025/xx.xx capital budget is C$xx.xx across mixed activities; plans are not recognized supplier revenue.
    - Evidence informing forecast-year allocation inputs; displayed values and growth are calculated: The plan includes additional screening equipment and expansion of existing hold-baggage screening capacity. Its FY2025/xx.xx capital budget is C$xx.xx across mixed activities; plans are not recognized supplier revenue.
    - Evidence informing base-year allocation inputs; displayed values and growth are calculated: The plan distinguishes replacement of checkpoint X-ray equipment with CT and asset lifecycle renewal from additional capacity. Funding, partner timing and reprofiling qualify forecast realization.
    - Evidence informing forecast-year allocation inputs; displayed values and growth are calculated: The plan distinguishes replacement of checkpoint X-ray equipment with CT and asset lifecycle renewal from additional capacity. Funding, partner timing and reprofiling qualify forecast realization.
24. ECAC CEP Public Equipment List - Explosive Detection Systems, Update 18 April 2025
    - Evidence informing base-year allocation inputs; displayed values and growth are calculated: The April xx.xx 2025 list retains XRD xx.xx supporting the legacy commercial-category premise but not the assumed installed cohort or sales volume. ([ecac-ceac.org](https://www.ecac-ceac.org/images/activities/security/ECAC-CEP-EDS-equipment_public_list_update_20250418.pdf))
    - Evidence informing forecast-year allocation inputs; displayed values and growth are calculated: The April xx.xx 2025 list retains XRD xx.xx supporting the legacy commercial-category premise but not the assumed installed cohort or sales volume. ([ecac-ceac.org](https://www.ecac-ceac.org/images/activities/security/ECAC-CEP-EDS-equipment_public_list_update_20250418.pdf))

25. Partners - HALO X-ray Technologies Ltd

· Evidence informing base-year allocation inputs; displayed values and growth are calculated: Named airport pilots and approximately USD xx.xx and USD xx.xx development programs establish commercialization activity and program scale, not realized annual XRD equipment revenue. ([haloxray.com](https://www.haloxray.com/partners))

· Evidence informing forecast-year allocation inputs; displayed values and growth are calculated: Named airport pilots and approximately USD xx.xx and USD xx.xx development programs establish commercialization activity and program scale, not realized annual XRD equipment revenue. ([haloxray.com](https://www.haloxray.com/partners))

26. Explosives Trace Detectors (ETDs): Market Survey Report, November 2021

· Evidence informing base-year allocation inputs; displayed values and growth are calculated: Historical IONSCAN xx.xx list-price configurations around USD xx.xx-xx.xx constrain the IMS price class; they do not establish 2025 purchasing volumes or realizations. ([dhs.gov](https://dhs.gov/sites/default/files/2021-xx.xx/SAVER_Explosives%20Trace%20Detectors%20MSR_08Nov2021_Final-xx.xx.pdf))

· Evidence informing forecast-year allocation inputs; displayed values and growth are calculated: Historical IONSCAN xx.xx list-price configurations around USD xx.xx-xx.xx constrain the IMS price class; they do not establish 2025 purchasing volumes or realizations. ([dhs.gov](https://dhs.gov/sites/default/files/2021-xx.xx/SAVER_Explosives%20Trace%20Detectors%20MSR_08Nov2021_Final-xx.xx.pdf))

· Evidence informing base-year allocation inputs; displayed values and growth are calculated: The Fido X4 historical USD xx.xx list-price benchmark supports the explicit nominal-price bridge; baggage attribution and unit mix remain modeled.

· Evidence informing forecast-year allocation inputs; displayed values and growth are calculated: The Fido X4 historical USD xx.xx list-price benchmark supports the explicit nominal-price bridge; baggage attribution and unit mix remain modeled.

27. Astrotech Corporation - Form 10-K for the Fiscal Year Ended June 30, 2025

· Evidence informing base-year allocation inputs; displayed values and growth are calculated: Discloses FY2025 product and service revenue, xx.xx deployment locations, and a six-unit USD xx.xx order. These provide a price comparator and supplier-scale check, not baggage-only revenue. ([sec.gov](https://www.sec.gov/Archives/edgar/data/xx.xx/xx.xx/astc20250630_10k.htm))

· Evidence informing forecast-year allocation inputs; displayed values and growth are calculated: Discloses FY2025 product and service revenue, xx.xx deployment locations, and a six-unit USD xx.xx order. These provide a price comparator and supplier-scale check, not baggage-only revenue. ([sec.gov](https://www.sec.gov/Archives/edgar/data/xx.xx/xx.xx/astc20250630_10k.htm))

28. Astrotech Corporation - Form 10-K for the Fiscal Year Ended June 30, 2026

· Evidence informing base-year allocation inputs; displayed values and growth are calculated: Reports eight TRACER units sold in FY2025 versus three in FY2026, identifies grant-related revenue within FY2025 product revenue, and describes a potential subsidiary sale. These constrain MS attribution and forecast optimism. ([sec.gov](https://www.sec.gov/Archives/edgar/data/xx.xx/xx.xx/astc20260630_10k.htm))

· Evidence informing forecast-year allocation inputs; displayed values and growth are calculated: Reports eight TRACER units sold in FY2025 versus three in FY2026, identifies grant-related revenue within FY2025 product revenue, and describes a potential subsidiary sale. These constrain MS attribution and forecast optimism. ([sec.gov](https://www.sec.gov/Archives/edgar/data/xx.xx/xx.xx/astc20260630_10k.htm))

29. Liquid Explosive Detector, Bottle Liquid Scanner, Insight - Agilent

· Evidence informing base-year allocation inputs; displayed values and growth are calculated: Identifies Raman-based airport resolution products and dated September 2025 launch and May 2026 contract announcements. Supports category continuity and adoption premises, not global unit or revenue shares. ([agilent.com](https://www.agilent.com/en/product/molecular-spectroscopy/raman-spectroscopy/raman-aviation-security-systems/insight-series-alarm-resolution-systems))

· Evidence informing forecast-year allocation inputs; displayed values and growth are calculated: Identifies Raman-based airport resolution products and dated September 2025 launch and May 2026 contract announcements. Supports category continuity and adoption premises, not global unit or revenue shares. ([agilent.com](https://www.agilent.com/en/product/molecular-spectroscopy/raman-spectroscopy/raman-aviation-security-systems/insight-series-alarm-resolution-systems))

30. Bottle Liquid Scanner for Sale from China - Securina

· Evidence informing base-year allocation inputs; displayed values and growth are calculated: Positions microwave-based liquid-screening products for airports and customs. Supports commercial classification only; prices, authorization and purchasing weights remain assumptions. ([securinadetection.com](https://www.securinadetection.com/Bottle-Liquid-Scanner-Manufacturer-China.html))

· Evidence informing forecast-year allocation inputs; displayed values and growth are calculated: Positions microwave-based liquid-screening products for airports and customs. Supports commercial classification only; prices, authorization and purchasing weights remain assumptions. ([securinadetection.com](https://www.securinadetection.com/Bottle-Liquid-Scanner-Manufacturer-China.html))

31. Quick, Accurate Threat-Detection Scanner for Liquid, Aerosol, and Gels Eases and Secures Air Travel Worldwide

· Evidence informing base-year allocation inputs; displayed values and growth are calculated: Identifies LS10 as a complete commercial liquid scanner combining RF and ultrasonic capabilities, supporting nonduplicative complete-product attribution. ([battelle.org](https://www.battelle.org/insights/case-studies/case-study-details/quick-accurate-threat-detection-scanner-for-liquid-aerosol-and-gels-eases-and-secures-air-travel-worldwide))

· Evidence informing forecast-year allocation inputs; displayed values and growth are calculated: Identifies LS10 as a complete commercial liquid scanner combining RF and ultrasonic capabilities, supporting nonduplicative complete-product attribution. ([battelle.org](https://www.battelle.org/insights/case-studies/case-study-details/quick-accurate-threat-detection-scanner-for-liquid-aerosol-and-gels-eases-and-secures-air-travel-worldwide))

32. ECAC CEP Public Equipment List - Liquid Explosive Detection Systems, Update 10 July 2025

· Evidence informing base-year allocation inputs; displayed values and growth are calculated: The July xx.xx 2025 list includes One Resonance Sensors MobiLab BLS. This supports retained listed status for a named product, not active supply, paid installed stock or observed receipts. ([ecac-ceac.org](https://www.ecac-ceac.org/images/activities/security/ECAC-CEP-LEDS%20equipment%20public%20list-update%xx.xx-xx.xx-rev1.pdf))

· Evidence informing forecast-year allocation inputs; displayed values and growth are calculated: The July xx.xx 2025 list includes One Resonance Sensors MobiLab BLS. This supports retained listed status for a named product, not active supply, paid installed stock or observed receipts. ([ecac-ceac.org](https://www.ecac-ceac.org/images/activities/security/ECAC-CEP-LEDS%20equipment%20public%20list-update%xx.xx-xx.xx-rev1.pdf))

33. MobiLab BLS Bottled Liquid Scanner Endorsed By European Civil Aviation Conference

· Evidence informing base-year allocation inputs; displayed values and growth are calculated: The company's May xx.xx 2014 announcement identifies MobiLab BLS as an NMR-based airport liquid scanner and states that orders were being accepted. Establishes historical commercial offering, not 2025 deliveries. ([prnewswire.com](https://www.prnewswire.com/news-releases/mobilab-bls-bottled-liquid-scanner-endorsed-by-european-civil-aviation-conference-xx.xx.html))

· Evidence informing forecast-year allocation inputs; displayed values and growth are calculated: The company's May xx.xx 2014 announcement identifies MobiLab BLS as an NMR-based airport liquid scanner and states that orders were being accepted. Establishes historical commercial offering, not 2025 deliveries. ([prnewswire.com](https://www.prnewswire.com/news-releases/mobilab-bls-bottled-liquid-scanner-endorsed-by-european-civil-aviation-conference-xx.xx.html))

34. SafePointe BLS Powered by ORS - Bottled Liquid Explosives Detection Solution

    · Evidence informing base-year allocation inputs; displayed values and growth are calculated: The branded supplier brochure documents an ORS-powered bottled-liquid product channel. Its availability does not establish current orders or support continuity; it supports only the legacy-channel modeling premise. ([uploads-ssl.webflow.com](https://uploads-ssl.webflow.com/608330bcae48962bf6d7ff37/6149f80be6c30d34b5e3debe_BLS-Flyer-Compressed.pdf))

    · Evidence informing forecast-year allocation inputs; displayed values and growth are calculated: The branded supplier brochure documents an ORS-powered bottled-liquid product channel. Its availability does not establish current orders or support continuity; it supports only the legacy-channel modeling premise. ([uploads-ssl.webflow.com](https://uploads-ssl.webflow.com/608330bcae48962bf6d7ff37/6149f80be6c30d34b5e3debe_BLS-Flyer-Compressed.pdf))

35. Florida Division of Corporations - One Resonance Sensors, LLC, Entity Detail

    · Evidence informing base-year allocation inputs; displayed values and growth are calculated: The official registry records One Resonance Sensors, LLC as inactive following administrative dissolution on September xx.xx 2019. This counterevidence constrains continuity assumptions but does not prove zero surviving product support. ([search.sunbiz.org](https://search.sunbiz.org/Inquiry/CorporationSearch/SearchResultDetail?aggregateId=flal-l11000122986-c57f60b3-690d-4c87-836a-9aeb045075e8&directionType=CurrentList&inquirytype=EntityName&listNameOrder=ONERESONANCESENSORS+L110001229860&searchNameOrder=ONERESONANCESENSORS+L110001229860&searchTerm=ONE+RED+AMPERSAND+LLC))

    · Evidence informing forecast-year allocation inputs; displayed values and growth are calculated: The official registry records One Resonance Sensors, LLC as inactive following administrative dissolution on September xx.xx 2019. This counterevidence constrains continuity assumptions but does not prove zero surviving product support. ([search.sunbiz.org](https://search.sunbiz.org/Inquiry/CorporationSearch/SearchResultDetail?aggregateId=flal-l11000122986-c57f60b3-690d-4c87-836a-9aeb045075e8&directionType=CurrentList&inquirytype=EntityName&listNameOrder=ONERESONANCESENSORS+L110001229860&searchNameOrder=ONERESONANCESENSORS+L110001229860&searchTerm=ONE+RED+AMPERSAND+LLC))

36. Explosive Detection - Teledyne FLIR Defense

    · Evidence informing base-year allocation inputs; displayed values and growth are calculated: Lists offered Fido X-series products and service support, supporting commercial offering continuity only, not airport-specific eligibility or sales weights. ([flir.com](https://www.flir.com/threat-detection/explosives/))

    · Evidence informing forecast-year allocation inputs; displayed values and growth are calculated: Lists offered Fido X-series products and service support, supporting commercial offering continuity only, not airport-specific eligibility or sales weights. ([flir.com](https://www.flir.com/threat-detection/explosives/))

37. Scintrex Trace E3500 Explosive Trace Detection Unit - SecurityPro USA

    · Evidence informing base-year allocation inputs; displayed values and growth are calculated: The distributor offers E3500 chemiluminescence equipment and identifies customs/border applications. Supports a commercial category lead, not measured airport purchasing or the assumed price. ([securityprousa.com](https://www.securityprousa.com/collections/explosive-detection/products/scintrex-trace-e3500-explosive-trace-detection-unit))

    · Evidence informing forecast-year allocation inputs; displayed values and growth are calculated: The distributor offers E3500 chemiluminescence equipment and identifies customs/border applications. Supports a commercial category lead, not measured airport purchasing or the assumed price. ([securityprousa.com](https://www.securityprousa.com/collections/explosive-detection/products/scintrex-trace-e3500-explosive-trace-detection-unit))

38. Portable Explosive Detector - Trace Detector EVD-3000+

- Evidence informing base-year allocation inputs; displayed values and growth are calculated: The distributor offers EVD-xx.xx+ thermo-redox equipment. Supports offered-product classification, not airport authorization, purchasing volume or the modeled realization. ([securityprousa.com](https://www.securityprousa.com/products/scintrex-trace-evd-xx.xx-portable-trace-detection-unit))
- Evidence informing forecast-year allocation inputs; displayed values and growth are calculated: The distributor offers EVD-xx.xx+ thermo-redox equipment. Supports offered-product classification, not airport authorization, purchasing volume or the modeled realization. ([securityprousa.com](https://www.securityprousa.com/products/scintrex-trace-evd-xx.xx-portable-trace-detection-unit))

39. CATSA's Purchase Order Terms and Conditions

- Evidence informing base-year allocation inputs; displayed values and growth are calculated: Contract terms constrain maintenance, parts and consumables escalation, qualifying unrestricted aftermarket pricing assumptions in the projection lifecycle model. ([catsa-acsta.gc.ca](https://www.catsa-acsta.gc.ca/en/publications/catsa-s-purchase-order-terms-and-conditions))
- Evidence informing forecast-year allocation inputs; displayed values and growth are calculated: Contract terms constrain maintenance, parts and consumables escalation, qualifying unrestricted aftermarket pricing assumptions in the projection lifecycle model. ([catsa-acsta.gc.ca](https://www.catsa-acsta.gc.ca/en/publications/catsa-s-purchase-order-terms-and-conditions))
- Evidence informing base-year allocation inputs; displayed values and growth are calculated: Contractual price limits constrain the pricing premise, but do not verify CT-specific global support receipts.
- Evidence informing forecast-year allocation inputs; displayed values and growth are calculated: Contractual price limits constrain the pricing premise, but do not verify CT-specific global support receipts.
- Evidence informing base-year allocation inputs; displayed values and growth are calculated: Maintenance and consumable escalation limits qualify the trace-platform pricing assumption rather than establishing the modeled IMS share.
- Evidence informing forecast-year allocation inputs; displayed values and growth are calculated: Maintenance and consumable escalation limits qualify the trace-platform pricing assumption rather than establishing the modeled IMS share.
- Evidence informing base-year allocation inputs; displayed values and growth are calculated: The pre-existing-software clause grants broad license rights without transferring ownership; proprietary ownership alone therefore cannot establish the Closed revenue numerator. ([catsa-acsta.gc.ca](https://www.catsa-acsta.gc.ca/en/publications/catsa-s-purchase-order-terms-and-conditions))
- Evidence informing forecast-year allocation inputs; displayed values and growth are calculated: The pre-existing-software clause grants broad license rights without transferring ownership; proprietary ownership alone therefore cannot establish the Closed revenue numerator. ([catsa-acsta.gc.ca](https://www.catsa-acsta.gc.ca/en/publications/catsa-s-purchase-order-terms-and-conditions))
- Evidence informing base-year allocation inputs; displayed values and growth are calculated: Software modification rights are not themselves proof of standards-based interfaces or independent component substitution; supports conservative classification. ([catsa-acsta.gc.ca](https://www.catsa-acsta.gc.ca/en/publications/catsa-s-purchase-order-terms-and-conditions))
- Evidence informing forecast-year allocation inputs; displayed values and growth are calculated: Software modification rights are not themselves proof of standards-based interfaces or independent component substitution; supports conservative classification. ([catsa-acsta.gc.ca](https://www.catsa-acsta.gc.ca/en/publications/catsa-s-purchase-order-terms-and-conditions))

40. Liquids Scanner for Airport Security - UC Davis
    - Evidence informing base-year allocation inputs; displayed values and growth are calculated: The February xx.xx 2011 account establishes a development contract and licensing relationship. Its development allocation is excluded from 2025 receipts and does not establish a surviving commercial cohort. ([ucdavis.edu](https://www.ucdavis.edu/news/liquids-scanner-airport-security))
    - Evidence informing forecast-year allocation inputs; displayed values and growth are calculated: The February xx.xx 2011 account establishes a development contract and licensing relationship. Its development allocation is excluded from 2025 receipts and does not establish a surviving commercial cohort. ([ucdavis.edu](https://www.ucdavis.edu/news/liquids-scanner-airport-security))
41. Open Architecture for Airport Security Systems, Second Edition
    - Evidence informing base-year allocation inputs; displayed values and growth are calculated: Distinguishes proprietary integration from interoperable connections, supporting the category boundary rather than an observed revenue share. ([aci-europe.org](https://aci-europe.org/downloads/resources/Open%20Architecture%20for%20Airport%20Security%20Systems%202nd%20Edition.pdf))
    - Evidence informing forecast-year allocation inputs; displayed values and growth are calculated: Distinguishes proprietary integration from interoperable connections, supporting the category boundary rather than an observed revenue share. ([aci-europe.org](https://aci-europe.org/downloads/resources/Open%20Architecture%20for%20Airport%20Security%20Systems%202nd%20Edition.pdf))
    - Evidence informing base-year allocation inputs; displayed values and growth are calculated: Integration does not guarantee interoperability; this constrains attribution of vendor-mediated configurations. ([aci-europe.org](https://aci-europe.org/downloads/resources/Open%20Architecture%20for%20Airport%20Security%20Systems%202nd%20Edition.pdf))
    - Evidence informing forecast-year allocation inputs; displayed values and growth are calculated: Integration does not guarantee interoperability; this constrains attribution of vendor-mediated configurations. ([aci-europe.org](https://aci-europe.org/downloads/resources/Open%20Architecture%20for%20Airport%20Security%20Systems%202nd%20Edition.pdf))
    - Evidence informing base-year allocation inputs; displayed values and growth are calculated: Allows identified partial compliance and discusses accountable integration responsibilities; supports scoped open attribution, not whole-purchase reclassification. ([aci-europe.org](https://aci-europe.org/downloads/resources/Open%20Architecture%20for%20Airport%20Security%20Systems%202nd%20Edition.pdf))
    - Evidence informing forecast-year allocation inputs; displayed values and growth are calculated: Allows identified partial compliance and discusses accountable integration responsibilities; supports scoped open attribution, not whole-purchase reclassification. ([aci-europe.org](https://aci-europe.org/downloads/resources/Open%20Architecture%20for%20Airport%20Security%20Systems%202nd%20Edition.pdf))

42. CATSA 2025 Annual Report - Overview of Activities

- Evidence informing base-year allocation inputs; displayed values and growth are calculated: Reports xx.xx CATSA Plus lines across xx.xx airports serving more than xx.xx% of passengers in 2024/xx.xx; provides an independent integration-activity check, not a direct value allocation. ([catsa-acsta.gc.ca](https://www.catsa-acsta.gc.ca/en/publications/2025-annual-report/overview-activities))
- Evidence informing forecast-year allocation inputs; displayed values and growth are calculated: Reports xx.xx CATSA Plus lines across xx.xx airports serving more than xx.xx% of passengers in 2024/xx.xx; provides an independent integration-activity check, not a direct value allocation. ([catsa-acsta.gc.ca](https://www.catsa-acsta.gc.ca/en/publications/2025-annual-report/overview-activities))
- Evidence informing base-year allocation inputs; displayed values and growth are calculated: The reported modernized passenger coverage constrains an assumption of universally standalone activity, while leaving commercial architecture and revenue attribution unresolved. ([catsa-acsta.gc.ca](https://www.catsa-acsta.gc.ca/en/publications/2025-annual-report/overview-activities))
- Evidence informing forecast-year allocation inputs; displayed values and growth are calculated: The reported modernized passenger coverage constrains an assumption of universally standalone activity, while leaving commercial architecture and revenue attribution unresolved. ([catsa-acsta.gc.ca](https://www.catsa-acsta.gc.ca/en/publications/2025-annual-report/overview-activities))
- Evidence informing forecast-year allocation inputs; displayed values and growth are calculated: The annual report identifies enhanced non-passenger requirements and implementation planned from spring 2025. This supports a conditional modernization premise, not the modeled global uptake factor.
- Evidence informing base-year allocation inputs; displayed values and growth are calculated: Reports xx.xx CATSA Plus lines and more than xx.xx% passenger coverage in 2024/xx.xx; provides a Canadian adoption comparator, not a global local-review revenue weight. ([catsa-acsta.gc.ca](https://www.catsa-acsta.gc.ca/en/publications/2025-annual-report/overview-activities))
- Evidence informing forecast-year allocation inputs; displayed values and growth are calculated: Reports xx.xx CATSA Plus lines and more than xx.xx% passenger coverage in 2024/xx.xx; provides a Canadian adoption comparator, not a global local-review revenue weight. ([catsa-acsta.gc.ca](https://www.catsa-acsta.gc.ca/en/publications/2025-annual-report/overview-activities))
- Evidence informing base-year allocation inputs; displayed values and growth are calculated: Identifies remote screening within CATSA Plus and quantifies deployment; constrains the commercial-adoption premise but does not establish each review room's location. ([catsa-acsta.gc.ca](https://www.catsa-acsta.gc.ca/en/publications/2025-annual-report/overview-activities))
- Evidence informing forecast-year allocation inputs; displayed values and growth are calculated: Identifies remote screening within CATSA Plus and quantifies deployment; constrains the commercial-adoption premise but does not establish each review room's location. ([catsa-acsta.gc.ca](https://www.catsa-acsta.gc.ca/en/publications/2025-annual-report/overview-activities))
- Evidence informing base-year allocation inputs; displayed values and growth are calculated: Deployment coverage constrains the addressable network-enabled pool; it does not disclose hybrid contracts or justify the modeled hybrid percentage. ([catsa-acsta.gc.ca](https://www.catsa-acsta.gc.ca/en/publications/2025-annual-report/overview-activities))
- Evidence informing forecast-year allocation inputs; displayed values and growth are calculated: Deployment coverage constrains the addressable network-enabled pool; it does not disclose hybrid contracts or justify the modeled hybrid percentage. ([catsa-acsta.gc.ca](https://www.catsa-acsta.gc.ca/en/publications/2025-annual-report/overview-activities))

43. CATSA - Beyond the Checkpoint, December 2025

- Evidence informing base-year allocation inputs; displayed values and growth are calculated: Reports xx.xx operational CT machines at eight airports and a modular-line average of xx.xx passengers per hour versus xx.xx for traditional multi-split lines; supports the bounded throughput-to-unit bridge and phased-deployment premise. ([catsa-acsta.gc.ca](https://www.catsa-acsta.gc.ca/en/about-us/beyond-checkpoint-2025-december))
- Evidence informing forecast-year allocation inputs; displayed values and growth are calculated: Reports xx.xx operational CT machines at eight airports and a modular-line average of xx.xx passengers per hour versus xx.xx for traditional multi-split lines; supports the bounded throughput-to-unit bridge and phased-deployment premise. ([catsa-acsta.gc.ca](https://www.catsa-acsta.gc.ca/en/about-us/beyond-checkpoint-2025-december))

44. Smiths Detection Delivers Fully Automated International Remote Baggage Screening System Between South Korea and the United States

- Evidence informing base-year allocation inputs; displayed values and growth are calculated: The January xx.xx 2026 disclosure identifies xx.xx software licenses and DICOS V3.xx.xx exchange, and dates operational service to August 2025. Supports commercial standards-based activity and forecast feasibility, not an observed global share or a confirmed 2025 license inventory. ([smithsdetection.com](https://www.smithsdetection.com/press-releases/smiths-detection-delivers-fully-automated-international-remote-baggage-screening-system-between-south-korea-and-the-united-states/))
- Evidence informing forecast-year allocation inputs; displayed values and growth are calculated: The January xx.xx 2026 disclosure identifies xx.xx software licenses and DICOS V3.xx.xx exchange, and dates operational service to August 2025. Supports commercial standards-based activity and forecast feasibility, not an observed global share or a confirmed 2025 license inventory. ([smithsdetection.com](https://www.smithsdetection.com/press-releases/smiths-detection-delivers-fully-automated-international-remote-baggage-screening-system-between-south-korea-and-the-united-states/))

45. SeeTrue Marks Milestone with Over 100 X-ray Checkpoint Installations of Advanced AI-Based Threat Detection Software

- Evidence informing base-year allocation inputs; displayed values and growth are calculated: The December xx.xx 2024 announcement reports the 100th operational screening lane across airports and other sectors. Provides a limited commercial-adoption scale check; it is neither airport-only nor a census of standards-based entitlements. ([seetrue.ai](https://www.seetrue.ai/seetrue-marks-milestone-with-over-xx.xx-x-ray-checkpoint-installations-of-advanced-ai-based-threat-detection-software/))
- Evidence informing forecast-year allocation inputs; displayed values and growth are calculated: The December xx.xx 2024 announcement reports the 100th operational screening lane across airports and other sectors. Provides a limited commercial-adoption scale check; it is neither airport-only nor a census of standards-based entitlements. ([seetrue.ai](https://www.seetrue.ai/seetrue-marks-milestone-with-over-xx.xx-x-ray-checkpoint-installations-of-advanced-ai-based-threat-detection-software/))

46. Scarabee's Checkpoint Property Screening System to be deployed at DEN

- Evidence informing base-year allocation inputs; displayed values and growth are calculated: Describes a xx.xx-lane Denver award combining Scarabee lanes with Smiths scanners. Corroborates a commercial mixed-supplier integration route; an award is not realized annual revenue or proof of unrestricted interoperability. ([daifukuatec.com](https://daifukuatec.com/news/scarabees-checkpoint-property-screening-system-to-be-deployed-at-den))
- Evidence informing forecast-year allocation inputs; displayed values and growth are calculated: Describes a xx.xx-lane Denver award combining Scarabee lanes with Smiths scanners. Corroborates a commercial mixed-supplier integration route; an award is not realized annual revenue or proof of unrestricted interoperability. ([daifukuatec.com](https://daifukuatec.com/news/scarabees-checkpoint-property-screening-system-to-be-deployed-at-den))

47. CATSA Annual Report 2024 - Management's Discussion and Analysis

- Evidence informing base-year allocation inputs; displayed values and growth are calculated: FY2023/xx.xx pre-board capital appropriations used of C$xx.xx provide the second period in the non-passenger-to-cabin purchasing comparison.
- Evidence informing base-year allocation inputs; displayed values and growth are calculated: FY2023/xx.xx non-passenger capital appropriations used of C$xx.xx enter the two-period activity proxy; they do not identify the property-only fraction.
- Evidence informing forecast-year allocation inputs; displayed values and growth are calculated: FY2023/xx.xx non-passenger capital appropriations used of C$xx.xx enter the two-period activity proxy; they do not identify the property-only fraction.

48. Smiths Detection confirm order of 91 advanced scanners for new terminals at Moscow Sheremetyevo International Airport
    - Evidence informing base-year allocation inputs; displayed values and growth are calculated: The dated airport deployment includes xx.xx entrance baggage systems and xx.xx cabin-checkpoint systems. Their ratio supplies a historical relative-density proxy, subsequently discounted for assumed global coverage.
    - Evidence informing forecast-year allocation inputs; displayed values and growth are calculated: The dated airport deployment includes xx.xx entrance baggage systems and xx.xx cabin-checkpoint systems. Their ratio supplies a historical relative-density proxy, subsequently discounted for assumed global coverage.
49. Cochin International Airport Selects Smiths Detection's CTX 9800 for Next-Generation Hold Baggage Screening
    - Evidence informing base-year allocation inputs; displayed values and growth are calculated: The May 2017 deployment identifies xx.xx customs baggage systems alongside four hold-baggage systems. This supports the customs-intensive historical configuration proxy, not current global fleet or revenue observations.
    - Evidence informing forecast-year allocation inputs; displayed values and growth are calculated: The May 2017 deployment identifies xx.xx customs baggage systems alongside four hold-baggage systems. This supports the customs-intensive historical configuration proxy, not current global fleet or revenue observations.
50. CATSA Functions, Programs and Activities
    - Evidence informing base-year allocation inputs; displayed values and growth are calculated: Hold-baggage activities include equipment purchase, baggage-handling integration and equipment maintenance, supporting the checked-baggage capital and lifecycle boundary.
    - Evidence informing forecast-year allocation inputs; displayed values and growth are calculated: Hold-baggage activities include equipment purchase, baggage-handling integration and equipment maintenance, supporting the checked-baggage capital and lifecycle boundary.
    - Evidence informing base-year allocation inputs; displayed values and growth are calculated: Non-passenger screening covers airport workers and their belongings; only attributable property-screening offerings enter this allocation.
    - Evidence informing forecast-year allocation inputs; displayed values and growth are calculated: Non-passenger screening covers airport workers and their belongings; only attributable property-screening offerings enter this allocation.
51. Fraport TAV Antalya Airport - About the security control itself
    - Evidence informing base-year allocation inputs; displayed values and growth are calculated: The airport operator distinguishes terminal-entry security from a subsequent checkpoint. This supports a separate entrance-screening mission while providing no global prevalence or spending share.
    - Evidence informing forecast-year allocation inputs; displayed values and growth are calculated: The airport operator distinguishes terminal-entry security from a subsequent checkpoint. This supports a separate entrance-screening mission while providing no global prevalence or spending share.
52. EMSD VoiceLink, Issue 79, June 2026 - EMSD Provides Comprehensive Support for Terminal 2 Commissioning
    - Evidence informing forecast-year allocation inputs; displayed values and growth are calculated: The June 2026 account identifies baggage-and-parcel equipment procurement and installation for the customs authority at Terminal xx.xx. It supports a separate commissioning mission but does not isolate baggage expenditure.
53. GAO-26-107811 - Guam: Considerations for Evaluating Alternative Customs Models and Potential Economic Effects
    - Evidence informing base-year allocation inputs; displayed values and growth are calculated: The audit identifies two historical airport-customs baggage systems inactive for years and delayed replacement procurement. This challenges conversion of installed stock or acknowledged need directly into annual equipment and support revenue.
    - Evidence informing forecast-year allocation inputs; displayed values and growth are calculated: The audit identifies two historical airport-customs baggage systems inactive for years and delayed replacement procurement. This challenges conversion of installed stock or acknowledged need directly into annual equipment and support revenue.

54. Bennet, Moran, Van Hollen, Boozman Introduce Bill to Bolster Aviation Safety
    - Evidence informing base-year allocation inputs; displayed values and growth are calculated: The July xx.xx 2025 official release identifies xx.xx U.S. screening lanes, used as agency purchasing-exposure calibration rather than observed annual equipment sales.
    - Evidence informing forecast-year allocation inputs; displayed values and growth are calculated: The July xx.xx 2025 official release identifies xx.xx U.S. screening lanes, used as agency purchasing-exposure calibration rather than observed annual equipment sales.
55. Bank of Canada - Annual exchange rates
    - Evidence informing base-year allocation inputs; displayed values and growth are calculated: Annual exchange-rate observations support the inherited fiscal-period approximation of xx.xx Canadian dollars per U.S. dollar; this is not a transaction-weighted exchange rate.
    - Evidence informing forecast-year allocation inputs; displayed values and growth are calculated: Annual exchange-rate observations support the inherited fiscal-period approximation of xx.xx Canadian dollars per U.S. dollar; this is not a transaction-weighted exchange rate.
56. Japan’s leading airline revolutionizes check in experience with new Smiths Detection technology
    - Evidence informing base-year allocation inputs; displayed values and growth are calculated: The August 2023 announcement identifies JAL as customer for five screening ecosystems and reports xx.xx deployed iLane units across Japan. These are historical commercial-stock anchors, not an airline-only fleet or 2025 sales observation.
    - Evidence informing forecast-year allocation inputs; displayed values and growth are calculated: The August 2023 announcement identifies JAL as customer for five screening ecosystems and reports xx.xx deployed iLane units across Japan. These are historical commercial-stock anchors, not an airline-only fleet or 2025 sales observation.
57. Narita International Airport anticipates threats with integrated solutions
    - Evidence informing base-year allocation inputs; displayed values and growth are calculated: Identifies Narita airport as a screening-technology customer and describes xx.xx lane-related installations, qualifying any assumption that the supplier's Japanese installed stock was purchased entirely by airlines.
    - Evidence informing forecast-year allocation inputs; displayed values and growth are calculated: Identifies Narita airport as a screening-technology customer and describes xx.xx lane-related installations, qualifying any assumption that the supplier's Japanese installed stock was purchased entirely by airlines.
58. MLIT - 保安検査の実施主体が変わります！ - June 27, 2025
    - Evidence informing forecast-year allocation inputs; displayed values and growth are calculated: The June xx.xx 2025 announcement targets transfer of security-screening responsibility from airlines to airport managers, with leading cases targeted in FY2026. Supports a conditional reduction in airline purchasing, not an observed contract-transfer percentage.
    - Evidence informing forecast-year allocation inputs; displayed values and growth are calculated: The transfer direction supports modeled airport-manager purchasing gains. Continued shared financing does not imply equal purchasing shares.
59. ICTS International N.V. - Annual Report for the year ended December 31, 2025
    - Evidence informing base-year allocation inputs; displayed values and growth are calculated: Discloses USD xx.xx company-wide property/equipment purchases and USD xx.xx airport-security revenue in 2025. Supports an asset-light purchasing-intensity proxy; the in-scope fraction and global expansion remain assumptions.
    - Evidence informing forecast-year allocation inputs; displayed values and growth are calculated: Discloses USD xx.xx company-wide property/equipment purchases and USD xx.xx airport-security revenue in 2025. Supports an asset-light purchasing-intensity proxy; the in-scope fraction and global expansion remain assumptions.

60. EU Publications Office - Purchase and maintenance of non-intrusive X-ray inspection equipment for baggage and air cargo volume control
    - Evidence informing base-year allocation inputs; displayed values and growth are calculated: Identifies Autoridade Tributária e Aduaneira as buyer and reports a 2026 award of EUR xx.xx across four lots for baggage/air-cargo inspection equipment and maintenance. Provides a buyer-role and commercial-scale comparator, not 2025 baggage-only annual expenditure.
    - Evidence informing forecast-year allocation inputs; displayed values and growth are calculated: Identifies Autoridade Tributária e Aduaneira as buyer and reports a 2026 award of EUR xx.xx across four lots for baggage/air-cargo inspection equipment and maintenance. Provides a buyer-role and commercial-scale comparator, not 2025 baggage-only annual expenditure.
61. ACI World - Busiest Airports in the World
    - Evidence informing base-year allocation inputs; displayed values and growth are calculated: Reports approximately xx.xx international airport passenger movements in 2025. Half provides an approximate arrival-movement scale check before transfer exclusions, not a customs examination or equipment-purchasing weight.
    - Evidence informing forecast-year allocation inputs; displayed values and growth are calculated: Reports approximately xx.xx international airport passenger movements in 2025. Half provides an approximate arrival-movement scale check before transfer exclusions, not a customs examination or equipment-purchasing weight.
62. Heathrow announces £2.3bn accelerated investment plan to upgrade the UK's international gateway to growth
    - Evidence informing base-year allocation inputs; displayed values and growth are calculated: Reports GBP xx.xx invested in security-lane upgrades during 2024, supporting material airport-directed purchasing. Broader infrastructure obligations and historical timing prevent treating the amount as 2025 in-scope market receipts.
    - Evidence informing forecast-year allocation inputs; displayed values and growth are calculated: Reports GBP xx.xx invested in security-lane upgrades during 2024, supporting material airport-directed purchasing. Broader infrastructure obligations and historical timing prevent treating the amount as 2025 in-scope market receipts.
63. Fraport Assumes Responsibility for Aviation Security Checks at Frankfurt Airport
    - Evidence informing base-year allocation inputs; displayed values and growth are calculated: Documents Fraport's checkpoint-management responsibility from January 2023, six initial CT-equipped lanes and three contracted screening providers. Supports distinguishing an airport commissioning role from regulator oversight and contracted screening labor.
    - Evidence informing forecast-year allocation inputs; displayed values and growth are calculated: Documents Fraport's checkpoint-management responsibility from January 2023, six initial CT-equipped lanes and three contracted screening providers. Supports distinguishing an airport commissioning role from regulator oversight and contracted screening labor.
64. Advanced Cabin Baggage Screening - Computed Tomography Implementation Guide
    - Evidence informing base-year allocation inputs; displayed values and growth are calculated: Distinguishes standalone CT, including equipment-local conveyance, from integrated screening-lane configurations; supports attribution boundaries, not a revenue weight.
    - Evidence informing forecast-year allocation inputs; displayed values and growth are calculated: Distinguishes standalone CT, including equipment-local conveyance, from integrated screening-lane configurations; supports attribution boundaries, not a revenue weight.
    - Evidence informing base-year allocation inputs; displayed values and growth are calculated: Identifies automated tray-return and automated screening-lane integration as commercially distinct configurations; supports the lane-integrated category definition.
    - Evidence informing forecast-year allocation inputs; displayed values and growth are calculated: Identifies automated tray-return and automated screening-lane integration as commercially distinct configurations; supports the lane-integrated category definition.

65. GAO-12-266 - Checked Baggage Screening: TSA Has Deployed Optimal Systems at the Majority of TSA-Regulated Airports, but Could Strengthen Cost Estimates

- Evidence informing base-year allocation inputs; displayed values and growth are calculated: The December 2011 table reports xx.xx standalone EDS alongside xx.xx in-line EDS; this historical machine-count comparator constrains, but does not determine, the current global allocation.
- Evidence informing forecast-year allocation inputs; displayed values and growth are calculated: The December 2011 table reports xx.xx standalone EDS alongside xx.xx in-line EDS; this historical machine-count comparator constrains, but does not determine, the current global allocation.
- Evidence informing base-year allocation inputs; displayed values and growth are calculated: Reports xx.xx in-line EDS across xx.xx in-line systems and distinguishes equipment counts from integrated-system counts; supports the historical configuration bridge.
- Evidence informing forecast-year allocation inputs; displayed values and growth are calculated: Reports xx.xx in-line EDS across xx.xx in-line systems and distinguishes equipment counts from integrated-system counts; supports the historical configuration bridge.

66. Smiths Detection selected as security technology provider to International Airport Heraklion Crete

- Evidence informing base-year allocation inputs; displayed values and growth are calculated: The September xx.xx 2025 announcement identifies eight cabin CT scanners and eight automated tray-return systems for Heraklion, with installation planned across late 2025 and mid-2026; supports ongoing integrated procurement, not realized annual revenue.
- Evidence informing forecast-year allocation inputs; displayed values and growth are calculated: The September xx.xx 2025 announcement identifies eight cabin CT scanners and eight automated tray-return systems for Heraklion, with installation planned across late 2025 and mid-2026; supports ongoing integrated procurement, not realized annual revenue.

67. Centralised Image Processing: The Impact on Security Checkpoints

- Evidence informing base-year allocation inputs; displayed values and growth are calculated: Distinguishes checkpoint-local image review from separate-room arrangements; supports retaining networked local activity rather than automatically assigning it to remote review. ([casra.ch](https://casra.ch/wp-content/uploads/2021/xx.xx/Kuhn-2017.-Centralised-image-processing.pdf))
- Evidence informing forecast-year allocation inputs; displayed values and growth are calculated: Distinguishes checkpoint-local image review from separate-room arrangements; supports retaining networked local activity rather than automatically assigning it to remote review. ([casra.ch](https://casra.ch/wp-content/uploads/2021/xx.xx/Kuhn-2017.-Centralised-image-processing.pdf))
- Evidence informing base-year allocation inputs; displayed values and growth are calculated: Describes separate screening rooms and established remote hold-baggage review at larger airports; supports the cohort-maturity premise, not a numerical global share. ([casra.ch](https://casra.ch/wp-content/uploads/2021/xx.xx/Kuhn-2017.-Centralised-image-processing.pdf))
- Evidence informing forecast-year allocation inputs; displayed values and growth are calculated: Describes separate screening rooms and established remote hold-baggage review at larger airports; supports the cohort-maturity premise, not a numerical global share. ([casra.ch](https://casra.ch/wp-content/uploads/2021/xx.xx/Kuhn-2017.-Centralised-image-processing.pdf))
- Evidence informing base-year allocation inputs; displayed values and growth are calculated: Describes combined checkpoint and remote-room arrangements, establishing a mixed-location commercial configuration without measuring its prevalence or price. ([casra.ch](https://casra.ch/wp-content/uploads/2021/xx.xx/Kuhn-2017.-Centralised-image-processing.pdf))
- Evidence informing forecast-year allocation inputs; displayed values and growth are calculated: Describes combined checkpoint and remote-room arrangements, establishing a mixed-location commercial configuration without measuring its prevalence or price. ([casra.ch](https://casra.ch/wp-content/uploads/2021/xx.xx/Kuhn-2017.-Centralised-image-processing.pdf))

68. Annual Report 2024 - CATSA's Operating Environment

- Evidence informing base-year allocation inputs; displayed values and growth are calculated: Reports xx.xx CATSA Plus lines and more than xx.xx% passenger coverage in 2023/xx.xx providing the historical comparison rather than a global location allocation. ([catsa-acsta.gc.ca](https://www.catsa-acsta.gc.ca/en/publications/catsa-s-operating-environment))
- Evidence informing forecast-year allocation inputs; displayed values and growth are calculated: Reports xx.xx CATSA Plus lines and more than xx.xx% passenger coverage in 2023/xx.xx providing the historical comparison rather than a global location allocation. ([catsa-acsta.gc.ca](https://www.catsa-acsta.gc.ca/en/publications/catsa-s-operating-environment))
- Evidence informing base-year allocation inputs; displayed values and growth are calculated: Together with the subsequent annual report, supports a seven-line deployment increase without a corresponding increase in reported passenger coverage. ([catsa-acsta.gc.ca](https://www.catsa-acsta.gc.ca/en/publications/catsa-s-operating-environment))
- Evidence informing forecast-year allocation inputs; displayed values and growth are calculated: Together with the subsequent annual report, supports a seven-line deployment increase without a corresponding increase in reported passenger coverage. ([catsa-acsta.gc.ca](https://www.catsa-acsta.gc.ca/en/publications/catsa-s-operating-environment))
- Evidence informing base-year allocation inputs; displayed values and growth are calculated: Provides a historical network-enabled deployment anchor, while leaving the physical mixed-location contract share unmeasured. ([catsa-acsta.gc.ca](https://www.catsa-acsta.gc.ca/en/publications/catsa-s-operating-environment))
- Evidence informing forecast-year allocation inputs; displayed values and growth are calculated: Provides a historical network-enabled deployment anchor, while leaving the physical mixed-location contract share unmeasured. ([catsa-acsta.gc.ca](https://www.catsa-acsta.gc.ca/en/publications/catsa-s-operating-environment))

69. L22020-T-TG Upgrades to the Passenger Search Area, body scanners, EDS C3 cabin baggage screening - Contract Award Notice

- Evidence informing base-year allocation inputs; displayed values and growth are calculated: The January xx.xx 2023 Luton award expressly includes construction of a remote screening room at the airport terminal, supporting separate-room commercial procurement. Its broader scope is not treated as baggage-only annual revenue. ([find-tender.service.gov.uk](https://www.find-tender.service.gov.uk/Notice/xx.xx-2023))
- Evidence informing forecast-year allocation inputs; displayed values and growth are calculated: The January xx.xx 2023 Luton award expressly includes construction of a remote screening room at the airport terminal, supporting separate-room commercial procurement. Its broader scope is not treated as baggage-only annual revenue. ([find-tender.service.gov.uk](https://www.find-tender.service.gov.uk/Notice/xx.xx-2023))

70. Greater Orlando Aviation Authority - Minutes of the February 19, 2025 Meeting

- Evidence informing base-year allocation inputs; displayed values and growth are calculated: Authorizes up to USD xx.xx for baggage-system and Remote Screening Facility network/server separation. Half this ceiling is an explicitly assumed deployment-cost comparator, not observed off-site receipts. ([assets.ctfassets.net](https://assets.ctfassets.net/qiecpoxp4bka/6BCjKImOwJmeZxqtGVdpYR/1e2d759a2c44b5b6d71193cb9927ec75/2025-xx.xx-19_Board_Minutes.pdf))
- Evidence informing forecast-year allocation inputs; displayed values and growth are calculated: Authorizes up to USD xx.xx for baggage-system and Remote Screening Facility network/server separation. Half this ceiling is an explicitly assumed deployment-cost comparator, not observed off-site receipts. ([assets.ctfassets.net](https://assets.ctfassets.net/qiecpoxp4bka/6BCjKImOwJmeZxqtGVdpYR/1e2d759a2c44b5b6d71193cb9927ec75/2025-xx.xx-19_Board_Minutes.pdf))
- Evidence informing base-year allocation inputs; displayed values and growth are calculated: Provides the commercial networking-cost anchor for the modeled transfer from existing on-site pools, avoiding additional market value or duplicate host-equipment attribution. ([assets.ctfassets.net](https://assets.ctfassets.net/qiecpoxp4bka/6BCjKImOwJmeZxqtGVdpYR/1e2d759a2c44b5b6d71193cb9927ec75/2025-xx.xx-19_Board_Minutes.pdf))
- Evidence informing forecast-year allocation inputs; displayed values and growth are calculated: Provides the commercial networking-cost anchor for the modeled transfer from existing on-site pools, avoiding additional market value or duplicate host-equipment attribution. ([assets.ctfassets.net](https://assets.ctfassets.net/qiecpoxp4bka/6BCjKImOwJmeZxqtGVdpYR/1e2d759a2c44b5b6d71193cb9927ec75/2025-xx.xx-19_Board_Minutes.pdf))

71. American and U.S. Customs and Border Protection pilot innovative baggage screening initiative

- Evidence informing base-year allocation inputs; displayed values and growth are calculated: American's April xx.xx 2025 announcement identifies a daily Sydney-Los Angeles IRBS pilot and unchanged screening requirements. It anchors one sampled connection and an assumed partial-year licensing period, not disclosed revenue. ([s202.q4cdn.com](https://s202.q4cdn.com/xx.xx/files/doc_news/American-and-US-Customs-and-Border-Protection-pilot-innovative-baggage-screening-initiative-OPS-OTH-xx.xx-2025.pdf))
- Evidence informing forecast-year allocation inputs; displayed values and growth are calculated: American's April xx.xx 2025 announcement identifies a daily Sydney-Los Angeles IRBS pilot and unchanged screening requirements. It anchors one sampled connection and an assumed partial-year licensing period, not disclosed revenue. ([s202.q4cdn.com](https://s202.q4cdn.com/xx.xx/files/doc_news/American-and-US-Customs-and-Border-Protection-pilot-innovative-baggage-screening-initiative-OPS-OTH-xx.xx-2025.pdf))

72. 델타항공-대한항공, 인천발 애틀랜타 노선 대상 위탁수하물 원격 검색 방식 신규 도입

- Evidence informing base-year allocation inputs; displayed values and growth are calculated: The August xx.xx 2025 announcement identifies the Incheon-Atlanta IRBS arrangement, anchoring a second sampled connection and a partial-year commercial-activity assumption without establishing contract value. ([news.delta.com](https://news.delta.com/delta-and-koreanair-launch-remote-baggage-screening-on-icn-atl-KR))
- Evidence informing forecast-year allocation inputs; displayed values and growth are calculated: The August xx.xx 2025 announcement identifies the Incheon-Atlanta IRBS arrangement, anchoring a second sampled connection and a partial-year commercial-activity assumption without establishing contract value. ([news.delta.com](https://news.delta.com/delta-and-koreanair-launch-remote-baggage-screening-on-icn-atl-KR))

73. United Launches CBP's International Remote Baggage Screening on Select International Flights

· Evidence informing base-year allocation inputs; displayed values and growth are calculated: United's September xx.xx 2025 announcement identifies daily Sydney-San Francisco service and named technology partners, anchoring a third sampled connection. It reports no attributable software or integration receipts. ([united.mediaroom.com](https://united.mediaroom.com/2025-xx.xx-xx.xx-United-Launches-CBPs-International-Remote-Baggage-Screening-on-Select-International-Flights))

· Evidence informing forecast-year allocation inputs; displayed values and growth are calculated: United's September xx.xx 2025 announcement identifies daily Sydney-San Francisco service and named technology partners, anchoring a third sampled connection. It reports no attributable software or integration receipts. ([united.mediaroom.com](https://united.mediaroom.com/2025-xx.xx-xx.xx-United-Launches-CBPs-International-Remote-Baggage-Screening-on-Select-International-Flights))

74. Airline Passengers Face Fewer Bag Checkpoints, Thanks to PNNL, Partners

· Evidence informing forecast-year allocation inputs; displayed values and growth are calculated: The August xx.xx 2026 laboratory release describes implementation on additional routes, including Seoul arrivals at Minneapolis-St. Paul and Detroit. This supports expansion direction, not the forecast connection count, realization or global share. ([pnnl.gov](https://www.pnnl.gov/news-media/airline-passengers-face-fewer-bag-checkpoints-thanks-pnnl-partners))

75. TSA awards $781.2 million to procure additional CT X-Ray scanners for airport checkpoints

· Evidence informing base-year allocation inputs; displayed values and growth are calculated: The March xx.xx 2022 announcement identifies up to USD xx.xx for procurement and maintenance of up to xx.xx systems from an OEM. This is a historical procurement-scale anchor, not annual 2025 direct-channel revenue. ([content.govdelivery.com](https://content.govdelivery.com/accounts/USDHSTSA/bulletins/30f6e5f))

· Evidence informing base-year allocation inputs; displayed values and growth are calculated: The award includes full-size automated lanes, cautioning against assigning all automation value to non-OEM integration primes; exact contractual-role attribution is not disclosed. ([content.govdelivery.com](https://content.govdelivery.com/accounts/USDHSTSA/bulletins/30f6e5f))

76. OSI Systems, Inc. - Form 10-K for the fiscal year ended June 30, 2026

· Evidence informing base-year allocation inputs; displayed values and growth are calculated: The filing describes regional direct security-product sales and direct maintenance relationships. Its broader security scope supports route coexistence, not baggage-only sales weights. ([sec.gov](https://www.sec.gov/Archives/edgar/data/xx.xx/xx.xx/osis-20260630x10k.htm))

· Evidence informing forecast-year allocation inputs; displayed values and growth are calculated: The filing describes regional direct security-product sales and direct maintenance relationships. Its broader security scope supports route coexistence, not baggage-only sales weights. ([sec.gov](https://www.sec.gov/Archives/edgar/data/xx.xx/xx.xx/osis-20260630x10k.htm))

· Evidence informing base-year allocation inputs; displayed values and growth are calculated: The company identifies a global independent-distributor network, supporting a continuing indirect route without quantifying its value share. ([sec.gov](https://www.sec.gov/Archives/edgar/data/xx.xx/xx.xx/osis-20260630x10k.htm))

· Evidence informing forecast-year allocation inputs; displayed values and growth are calculated: The company identifies a global independent-distributor network, supporting a continuing indirect route without quantifying its value share. ([sec.gov](https://www.sec.gov/Archives/edgar/data/xx.xx/xx.xx/osis-20260630x10k.htm))

· Evidence informing base-year allocation inputs; displayed values and growth are calculated: Authorized service providers are identified separately from distributors, supporting distinct technical-service attribution and access limitations. ([sec.gov](https://www.sec.gov/Archives/edgar/data/xx.xx/xx.xx/osis-20260630x10k.htm))

· Evidence informing forecast-year allocation inputs; displayed values and growth are calculated: Authorized service providers are identified separately from distributors, supporting distinct technical-service attribution and access limitations. ([sec.gov](https://www.sec.gov/Archives/edgar/data/xx.xx/xx.xx/osis-20260630x10k.htm))

77. SriLankan Airlines - Invitation for Supply, Installation, Commissioning and Maintenance of Dual View Heavy and Medium X-Ray Machines, Reference 202130407

· Evidence informing base-year allocation inputs; displayed values and growth are calculated: The 2021 purchaser invitation permits an OEM or authorized OEM agent and requires authorization for the latter. It establishes equipment-channel eligibility, not an award or software-resale right. ([srilankan.com](https://www.srilankan.com/download/tender/TN-Invitationforsubmiss-xx.xx.pdf))

78. JFK Millennium Partners Selects K2 to Deliver State-of-the-Art Security Screening Checkpoint at new JFK Terminal 6

· Evidence informing base-year allocation inputs; displayed values and growth are calculated: The March xx.xx 2025 appointment assigns procurement and deployment coordination across multiple technology suppliers at a future ten-gate terminal. It supports integration-prime participation and a forecast mechanism, not a disclosed share or completed 2025 revenue. ([portauthoritybuilds.com](https://www.portauthoritybuilds.com/redevelopment/us/en/jfk/planned-projects/terminal-xx.xx/news/jfk-millennium-partners-selects-k2-to-deliver-state-of-the-art-s.html))

· Evidence informing forecast-year allocation inputs; displayed values and growth are calculated: The March xx.xx 2025 appointment assigns procurement and deployment coordination across multiple technology suppliers at a future ten-gate terminal. It supports integration-prime participation and a forecast mechanism, not a disclosed share or completed 2025 revenue. ([portauthoritybuilds.com](https://www.portauthoritybuilds.com/redevelopment/us/en/jfk/planned-projects/terminal-xx.xx/news/jfk-millennium-partners-selects-k2-to-deliver-state-of-the-art-s.html))

· Evidence informing base-year allocation inputs; displayed values and growth are calculated: The March xx.xx 2025 appointment covers baggage CT and automated bin-return equipment for a future xx.xx-gate terminal, with phased opening planned for 2026-2028. It establishes new-installation activity, not attributable 2025 receipts; wider airport investment and person-only technologies are excluded.

· Evidence informing forecast-year allocation inputs; displayed values and growth are calculated: The March xx.xx 2025 appointment covers baggage CT and automated bin-return equipment for a future xx.xx-gate terminal, with phased opening planned for 2026-2028. It establishes new-installation activity, not attributable 2025 receipts; wider airport investment and person-only technologies are excluded.

79. CATSA Corporate Plan 2024-25 to 2028-29 Summary - Key Corporate Risks

· Evidence informing base-year allocation inputs; displayed values and growth are calculated: The authority reports transferring maintenance of most screening equipment to KPrime in 2023/xx.xx. This establishes a separately contracted maintenance relationship, without a baggage-only payment split. ([catsa-acsta.gc.ca](https://www.catsa-acsta.gc.ca/en/publications/key-corporate-risks))

80. Leidos wins TSA logistics contract

· Evidence informing base-year allocation inputs; displayed values and growth are calculated: The January xx.xx 2025 announcement describes an eight-year, USD xx.xx maximum sustainment contract covering xx.xx equipment units at over xx.xx locations with manufacturer coordination. Annualization and baggage/third-party attribution in the model are explicit assumptions. ([leidos.com](https://www.leidos.com/insights/leidos-wins-tsa-logistics-contract))

· Evidence informing forecast-year allocation inputs; displayed values and growth are calculated: The January xx.xx 2025 announcement describes an eight-year, USD xx.xx maximum sustainment contract covering xx.xx equipment units at over xx.xx locations with manufacturer coordination. Annualization and baggage/third-party attribution in the model are explicit assumptions. ([leidos.com](https://www.leidos.com/insights/leidos-wins-tsa-logistics-contract))

81. Checkpoint Transformation: Malta International Airport Streamlines Passenger Flow with Smiths Detection
    - Evidence informing base-year allocation inputs; displayed values and growth are calculated: Seven conventional automated lanes were replaced by six CT-equipped lanes, with final commissioning in January 2025. This is a counterexample to equating capacity improvement with net additional equipment.
    - Evidence informing forecast-year allocation inputs; displayed values and growth are calculated: Seven conventional automated lanes were replaced by six CT-equipped lanes, with final commissioning in January 2025. This is a counterexample to equating capacity improvement with net additional equipment.
    - Evidence informing base-year allocation inputs; displayed values and growth are calculated: The complete checkpoint replacement illustrates why an offering described commercially as an upgrade can belong to System Replacement. The seven-year service commitment is not counted wholly as installation-year revenue.
    - Evidence informing forecast-year allocation inputs; displayed values and growth are calculated: The complete checkpoint replacement illustrates why an offering described commercially as an upgrade can belong to System Replacement. The seven-year service commitment is not counted wholly as installation-year revenue.
82. iCMORE - Smiths Detection
    - Evidence informing forecast-year allocation inputs; displayed values and growth are calculated: The current commercial offering describes a software-upgrade path while qualifying additional hardware requirements by machine type and age. This constrains forecast eligibility assumptions; product availability does not measure adoption or revenue.

18.12. Brazil

Table 596. Brazil Airport Baggage Screening Systems Market Size, 2017-2040 (USD Million)

Country	2017	2024	2025	2026	2027	2032	2040	CAGR (%)
Brazil	**xx.xx**	**xx.xx**	**xx.xx**	**xx.xx**	**xx.xx**	**xx.xx**	**xx.xx**	**xx.xx**

Table 597. Brazil Airport Baggage Screening Systems Market Size, by Offering, 2017-2040 (USD Million)

Offering	2017	2024	2025	2026	2027	2032	2040	CAGR (%)
Detection Equipment	xx.xx	xx.xx	xx.xx	xx.xx	xx.xx	xx.xx	xx.xx	xx.xx
Replacement Parts and Consumables	xx.xx	xx.xx	xx.xx	xx.xx	xx.xx	xx.xx	xx.xx	xx.xx
Screening Automation Equipment	xx.xx	xx.xx	xx.xx	xx.xx	xx.xx	xx.xx	xx.xx	xx.xx
Screening Software	xx.xx	xx.xx	xx.xx	xx.xx	xx.xx	xx.xx	xx.xx	xx.xx
System Services	xx.xx	xx.xx	xx.xx	xx.xx	xx.xx	xx.xx	xx.xx	xx.xx
Total	**xx.xx**	**xx.xx**	**xx.xx**	**xx.xx**	**xx.xx**	**xx.xx**	**xx.xx**	**xx.xx**

Table 598. Brazil Airport Baggage Screening Systems Market Size, by Detection Equipment, 2017-2040 (USD Million)

Detection Equipment	2017	2024	2025	2026	2027	2032	2040	CAGR (%)
Baggage Inspection Systems	xx.xx	xx.xx	xx.xx	xx.xx	xx.xx	xx.xx	xx.xx	xx.xx
Explosive Trace Detectors	xx.xx	xx.xx	xx.xx	xx.xx	xx.xx	xx.xx	xx.xx	xx.xx
Liquid and Bulk Material Analyzers	xx.xx	xx.xx	xx.xx	xx.xx	xx.xx	xx.xx	xx.xx	xx.xx
Total	**xx.xx**	**xx.xx**	**xx.xx**	**xx.xx**	**xx.xx**	**xx.xx**	**xx.xx**	**xx.xx**

Table 599. Brazil Airport Baggage Screening Systems Market Size, by System Services, 2017-2040 (USD Million)

System Services	2017	2024	2025	2026	2027	2032	2040	CAGR (%)
Equipment Training Services	xx.xx	xx.xx	xx.xx	xx.xx	xx.xx	xx.xx	xx.xx	xx.xx
Installation, Integration, and Commissioning Services	xx.xx	xx.xx	xx.xx	xx.xx	xx.xx	xx.xx	xx.xx	xx.xx
Maintenance, Repair, and Technical Support	xx.xx	xx.xx	xx.xx	xx.xx	xx.xx	xx.xx	xx.xx	xx.xx
Planning and Engineering Services	xx.xx	xx.xx	xx.xx	xx.xx	xx.xx	xx.xx	xx.xx	xx.xx
Total	**xx.xx**	**xx.xx**	**xx.xx**	**xx.xx**	**xx.xx**	**xx.xx**	**xx.xx**	**xx.xx**

Table 600. Brazil Airport Baggage Screening Systems Market Size, by Replacement Parts and Consumables, 2017-2040 (USD Million)

Replacement Parts and Consumables	2017	2024	2025	2026	2027	2032	2040	CAGR (%)
Detection Consumables	xx.xx	xx.xx	xx.xx	xx.xx	xx.xx	xx.xx	xx.xx	xx.xx
Replacement Parts and Upgrade Kits	xx.xx	xx.xx	xx.xx	xx.xx	xx.xx	xx.xx	xx.xx	xx.xx
Total	**xx.xx**	**xx.xx**	**xx.xx**	**xx.xx**	**xx.xx**	**xx.xx**	**xx.xx**	**xx.xx**

Table 601. Brazil Airport Baggage Screening Systems Market Size, by Screening Automation Equipment, 2017-2040 (USD Million)

Screening Automation Equipment	2017	2024	2025	2026	2027	2032	2040	CAGR (%)
Screening Conveyors and Sortation Equipment	xx.xx	xx.xx	xx.xx	xx.xx	xx.xx	xx.xx	xx.xx	xx.xx
Screening Lanes and Tray-Return Systems	xx.xx	xx.xx	xx.xx	xx.xx	xx.xx	xx.xx	xx.xx	xx.xx
Total	**xx.xx**	**xx.xx**	**xx.xx**	**xx.xx**	**xx.xx**	**xx.xx**	**xx.xx**	**xx.xx**

Table 602. Brazil Airport Baggage Screening Systems Market Size, by Screening Software, 2017-2040 (USD Million)

Screening Software	2017	2024	2025	2026	2027	2032	2040	CAGR (%)
Automated Threat Detection Software	xx.xx	xx.xx	xx.xx	xx.xx	xx.xx	xx.xx	xx.xx	xx.xx
Image Review and Management Software	xx.xx	xx.xx	xx.xx	xx.xx	xx.xx	xx.xx	xx.xx	xx.xx
Screener Training and Quality Assurance Software	xx.xx	xx.xx	xx.xx	xx.xx	xx.xx	xx.xx	xx.xx	xx.xx
Screening Connectivity and Fleet Management Software	xx.xx	xx.xx	xx.xx	xx.xx	xx.xx	xx.xx	xx.xx	xx.xx
Total	**xx.xx**	**xx.xx**	**xx.xx**	**xx.xx**	**xx.xx**	**xx.xx**	**xx.xx**	**xx.xx**

Table 603. Brazil Airport Baggage Screening Systems Market Size, by Detection Platform, 2017-2040 (USD Million)

Detection Platform	2017	2024	2025	2026	2027	2032	2040	CAGR (%)
Chemiluminescence Detection	xx.xx	xx.xx	xx.xx	xx.xx	xx.xx	xx.xx	xx.xx	xx.xx
Dielectric and Microwave Analysis	xx.xx	xx.xx	xx.xx	xx.xx	xx.xx	xx.xx	xx.xx	xx.xx
Fluorescence Detection	xx.xx	xx.xx	xx.xx	xx.xx	xx.xx	xx.xx	xx.xx	xx.xx
Integrated Multimodal Detection	xx.xx	xx.xx	xx.xx	xx.xx	xx.xx	xx.xx	xx.xx	xx.xx
Ion Mobility Spectrometry	xx.xx	xx.xx	xx.xx	xx.xx	xx.xx	xx.xx	xx.xx	xx.xx
Magnetic Resonance	xx.xx	xx.xx	xx.xx	xx.xx	xx.xx	xx.xx	xx.xx	xx.xx
Mass Spectrometry	xx.xx	xx.xx	xx.xx	xx.xx	xx.xx	xx.xx	xx.xx	xx.xx
Projection X-Ray Imaging	xx.xx	xx.xx	xx.xx	xx.xx	xx.xx	xx.xx	xx.xx	xx.xx
Raman Spectroscopy	xx.xx	xx.xx	xx.xx	xx.xx	xx.xx	xx.xx	xx.xx	xx.xx
Thermo-Redox Detection	xx.xx	xx.xx	xx.xx	xx.xx	xx.xx	xx.xx	xx.xx	xx.xx
X-Ray Computed Tomography	xx.xx	xx.xx	xx.xx	xx.xx	xx.xx	xx.xx	xx.xx	xx.xx
X-Ray Diffraction	xx.xx	xx.xx	xx.xx	xx.xx	xx.xx	xx.xx	xx.xx	xx.xx
Others	xx.xx	xx.xx	xx.xx	xx.xx	xx.xx	xx.xx	xx.xx	xx.xx
Total	**xx.xx**	**xx.xx**	**xx.xx**	**xx.xx**	**xx.xx**	**xx.xx**	**xx.xx**	**xx.xx**

Table 604. Brazil Airport Baggage Screening Systems Market Size, by Projection X-Ray Imaging, 2017-2040 (USD Million)

Projection X-Ray Imaging	2017	2024	2025	2026	2027	2032	2040	CAGR (%)
Multiview X-Ray Imaging	xx.xx	xx.xx	xx.xx	xx.xx	xx.xx	xx.xx	xx.xx	xx.xx
Single-View X-Ray Imaging	xx.xx	xx.xx	xx.xx	xx.xx	xx.xx	xx.xx	xx.xx	xx.xx
Total	**xx.xx**	**xx.xx**	**xx.xx**	**xx.xx**	**xx.xx**	**xx.xx**	**xx.xx**	**xx.xx**

Table 605. Brazil Airport Baggage Screening Systems Market Size, by Interoperability Architecture, 2017-2040 (USD Million)

Interoperability Architecture	2017	2024	2025	2026	2027	2032	2040	CAGR (%)
Closed Proprietary Architecture	xx.xx	xx.xx	xx.xx	xx.xx	xx.xx	xx.xx	xx.xx	xx.xx
Open Standards-Based Interoperability	xx.xx	xx.xx	xx.xx	xx.xx	xx.xx	xx.xx	xx.xx	xx.xx
Vendor-Specific Integration	xx.xx	xx.xx	xx.xx	xx.xx	xx.xx	xx.xx	xx.xx	xx.xx
Total	**xx.xx**	**xx.xx**	**xx.xx**	**xx.xx**	**xx.xx**	**xx.xx**	**xx.xx**	**xx.xx**

Table 606. Brazil Airport Baggage Screening Systems Market Size, by Screening Application, 2017-2040 (USD Million)

Screening Application	2017	2024	2025	2026	2027	2032	2040	CAGR (%)
Customs and Border Baggage Inspection	xx.xx	xx.xx	xx.xx	xx.xx	xx.xx	xx.xx	xx.xx	xx.xx
Non-Passenger Property Screening	xx.xx	xx.xx	xx.xx	xx.xx	xx.xx	xx.xx	xx.xx	xx.xx
Passenger Cabin Baggage Screening	xx.xx	xx.xx	xx.xx	xx.xx	xx.xx	xx.xx	xx.xx	xx.xx
Passenger Checked Baggage Screening	xx.xx	xx.xx	xx.xx	xx.xx	xx.xx	xx.xx	xx.xx	xx.xx
Terminal-Entrance Baggage Screening	xx.xx	xx.xx	xx.xx	xx.xx	xx.xx	xx.xx	xx.xx	xx.xx
Total	**xx.xx**	**xx.xx**	**xx.xx**	**xx.xx**	**xx.xx**	**xx.xx**	**xx.xx**	**xx.xx**

Table 607. Brazil Airport Baggage Screening Systems Market Size, by Purchasing Organization, 2017-2040 (USD Million)

Purchasing Organization	2017	2024	2025	2026	2027	2032	2040	CAGR (%)
Airlines	xx.xx	xx.xx	xx.xx	xx.xx	xx.xx	xx.xx	xx.xx	xx.xx
Airport and Terminal Operators	xx.xx	xx.xx	xx.xx	xx.xx	xx.xx	xx.xx	xx.xx	xx.xx
Contract Screening Operators	xx.xx	xx.xx	xx.xx	xx.xx	xx.xx	xx.xx	xx.xx	xx.xx
Customs and Border Authorities	xx.xx	xx.xx	xx.xx	xx.xx	xx.xx	xx.xx	xx.xx	xx.xx
Public Aviation Security Agencies	xx.xx	xx.xx	xx.xx	xx.xx	xx.xx	xx.xx	xx.xx	xx.xx
Total	**xx.xx**	**xx.xx**	**xx.xx**	**xx.xx**	**xx.xx**	**xx.xx**	**xx.xx**	**xx.xx**

Table 608. Brazil Airport Baggage Screening Systems Market Size, by System Integration, 2017-2040 (USD Million)

System Integration	2017	2024	2025	2026	2027	2032	2040	CAGR (%)
Baggage Handling-Integrated Systems	xx.xx	xx.xx	xx.xx	xx.xx	xx.xx	xx.xx	xx.xx	xx.xx
Checkpoint Lane-Integrated Systems	xx.xx	xx.xx	xx.xx	xx.xx	xx.xx	xx.xx	xx.xx	xx.xx
Standalone Screening Systems	xx.xx	xx.xx	xx.xx	xx.xx	xx.xx	xx.xx	xx.xx	xx.xx
Total	**xx.xx**	**xx.xx**	**xx.xx**	**xx.xx**	**xx.xx**	**xx.xx**	**xx.xx**	**xx.xx**

Table 609. Brazil Airport Baggage Screening Systems Market Size, by Image Review Location, 2017-2040 (USD Million)

Image Review Location	2017	2024	2025	2026	2027	2032	2040	CAGR (%)
Hybrid Image Review	xx.xx	xx.xx	xx.xx	xx.xx	xx.xx	xx.xx	xx.xx	xx.xx
Local Image Review	xx.xx	xx.xx	xx.xx	xx.xx	xx.xx	xx.xx	xx.xx	xx.xx
Off-Site Remote Image Review	xx.xx	xx.xx	xx.xx	xx.xx	xx.xx	xx.xx	xx.xx	xx.xx
On-Site Remote Image Review	xx.xx	xx.xx	xx.xx	xx.xx	xx.xx	xx.xx	xx.xx	xx.xx
Others	xx.xx	xx.xx	xx.xx	xx.xx	xx.xx	xx.xx	xx.xx	xx.xx
Total	**xx.xx**	**xx.xx**	**xx.xx**	**xx.xx**	**xx.xx**	**xx.xx**	**xx.xx**	**xx.xx**

Table 610. Brazil Airport Baggage Screening Systems Market Size, by Procurement Channel, 2017-2040 (USD Million)

Procurement Channel	2017	2024	2025	2026	2027	2032	2040	CAGR (%)
Direct Technology Suppliers	xx.xx	xx.xx	xx.xx	xx.xx	xx.xx	xx.xx	xx.xx	xx.xx
Distributors and Resellers	xx.xx	xx.xx	xx.xx	xx.xx	xx.xx	xx.xx	xx.xx	xx.xx
Independent Technical Service Providers	xx.xx	xx.xx	xx.xx	xx.xx	xx.xx	xx.xx	xx.xx	xx.xx
Systems Integration Primes	xx.xx	xx.xx	xx.xx	xx.xx	xx.xx	xx.xx	xx.xx	xx.xx
Total	**xx.xx**	**xx.xx**	**xx.xx**	**xx.xx**	**xx.xx**	**xx.xx**	**xx.xx**	**xx.xx**

Table 611. Brazil Airport Baggage Screening Systems Market Size, by Investment Purpose, 2017-2040 (USD Million)

Investment Purpose	2017	2024	2025	2026	2027	2032	2040	CAGR (%)
New Installations and Capacity Expansion	xx.xx	xx.xx	xx.xx	xx.xx	xx.xx	xx.xx	xx.xx	xx.xx
Retrofits and Upgrades	xx.xx	xx.xx	xx.xx	xx.xx	xx.xx	xx.xx	xx.xx	xx.xx
System Replacement	xx.xx	xx.xx	xx.xx	xx.xx	xx.xx	xx.xx	xx.xx	xx.xx
Others	xx.xx	xx.xx	xx.xx	xx.xx	xx.xx	xx.xx	xx.xx	xx.xx
Total	**xx.xx**	**xx.xx**	**xx.xx**	**xx.xx**	**xx.xx**	**xx.xx**	**xx.xx**	**xx.xx**

Sources & Evidence

1. House Report 119-173 - Department of Homeland Security Appropriations Bill, 2026

   · Evidence informing the 2030 market-value input; displayed series and growth include calculations: The aging installed fleet supports replacement demand, but does not establish the forecast's realization dates or annual purchasing rate. ([govinfo.gov](https://www.govinfo.gov/content/pkg/CRPT-119hrpt173/html/CRPT-119hrpt173.htm))

   · Evidence informing forecast-year allocation inputs; displayed values and growth are calculated: The report identifies xx.xx end-of-life systems within a xx.xx-system checked-baggage fleet. This constrains renewal exposure, not realized annual purchasing or a verified global replacement deadline.

   · Evidence informing base-year allocation inputs; displayed values and growth are calculated: Reports a TSA checked-baggage fleet of xx.xx EDS, including xx.xx at end-of-life, and assigns purchase, installation and maintenance responsibilities to TSA. Supports agency fleet calibration and renewal pressure, not the assumed forecast uplift.

   · Evidence informing forecast-year allocation inputs; displayed values and growth are calculated: Reports a TSA checked-baggage fleet of xx.xx EDS, including xx.xx at end-of-life, and assigns purchase, installation and maintenance responsibilities to TSA. Supports agency fleet calibration and renewal pressure, not the assumed forecast uplift.

   · Evidence informing forecast-year allocation inputs; displayed values and growth are calculated: The report identifies xx.xx end-of-life EDS within a xx.xx-unit U.S. checked-baggage fleet, citing the FY2024 capital plan. The derived xx.xx% backlog constrains the aging-fleet premise, but is neither an annual turnover rate nor a funded global replacement forecast.

2. GAO-24-106573 - DHS Annual Assessment: Most Programs Are Meeting Current Goals, but Some Continue to Face Cost and Schedule Challenges
   - Evidence informing the 2026 market-value input; displayed series and growth include calculations: Reports plans for xx.xx checkpoint systems and xx.xx increment-one deployments by September 2023; supports an incomplete replacement cycle rather than universal CT adoption. ([gao.gov](https://www.gao.gov/assets/gao-xx.xx-xx.xx.pdf))
   - Evidence informing base-year allocation inputs; displayed values and growth are calculated: Reports xx.xx AT/CT, xx.xx base, xx.xx mid-size and xx.xx full-size deployments by September 2023; supplies configuration proxies and an incomplete-renewal constraint, not contractual architecture shares. ([gao.gov](https://www.gao.gov/assets/gao-xx.xx-xx.xx.pdf))
   - Evidence informing forecast-year allocation inputs; displayed values and growth are calculated: Reports xx.xx AT/CT, xx.xx base, xx.xx mid-size and xx.xx full-size deployments by September 2023; supplies configuration proxies and an incomplete-renewal constraint, not contractual architecture shares. ([gao.gov](https://www.gao.gov/assets/gao-xx.xx-xx.xx.pdf))
   - Evidence informing base-year allocation inputs; displayed values and growth are calculated: The deployed configuration mix underlies the xx.xx/xx.xx newer-cohort and xx.xx/xx.xx older-cohort proxy calculations; global and contractual attribution remain modeled. ([gao.gov](https://www.gao.gov/assets/gao-xx.xx-xx.xx.pdf))
   - Evidence informing forecast-year allocation inputs; displayed values and growth are calculated: The deployed configuration mix underlies the xx.xx/xx.xx newer-cohort and xx.xx/xx.xx older-cohort proxy calculations; global and contractual attribution remain modeled. ([gao.gov](https://www.gao.gov/assets/gao-xx.xx-xx.xx.pdf))
   - Evidence informing base-year allocation inputs; displayed values and growth are calculated: The assessment records xx.xx checkpoint systems deployed by September 2023 against an eventual xx.xx-system program. This supports an incomplete replacement cycle and qualifies any assumption of universal CT adoption.
   - Evidence informing forecast-year allocation inputs; displayed values and growth are calculated: The assessment records xx.xx checkpoint systems deployed by September 2023 against an eventual xx.xx-system program. This supports an incomplete replacement cycle and qualifies any assumption of universal CT adoption.
   - Evidence informing base-year allocation inputs; displayed values and growth are calculated: Reports a September 2023 U.S. CT cohort containing xx.xx AT/CT and xx.xx base systems, providing counterevidence to assigning all CT activity automatically to integrated lanes.
   - Evidence informing forecast-year allocation inputs; displayed values and growth are calculated: Reports a September 2023 U.S. CT cohort containing xx.xx AT/CT and xx.xx base systems, providing counterevidence to assigning all CT activity automatically to integrated lanes.
   - Evidence informing base-year allocation inputs; displayed values and growth are calculated: Reports xx.xx mid-size and xx.xx full-size systems within xx.xx deployed CT systems; supports differentiated configuration assumptions rather than treating technology adoption as an integration-share observation.
   - Evidence informing forecast-year allocation inputs; displayed values and growth are calculated: Reports xx.xx mid-size and xx.xx full-size systems within xx.xx deployed CT systems; supports differentiated configuration assumptions rather than treating technology adoption as an integration-share observation.
   - Evidence informing base-year allocation inputs; displayed values and growth are calculated: The 2024 assessment records xx.xx checkpoint deployments as of September 2023 against xx.xx planned systems replacing aging equipment. It supports staged renewal, but does not establish current deployment completion or the modeled 2032 share.
   - Evidence informing forecast-year allocation inputs; displayed values and growth are calculated: The 2024 assessment records xx.xx checkpoint deployments as of September 2023 against xx.xx planned systems replacing aging equipment. It supports staged renewal, but does not establish current deployment completion or the modeled 2032 share.
   - Evidence informing forecast-year allocation inputs; displayed values and growth are calculated: The program separately anticipates enhancements to fielded systems, supporting a retained-equipment commercial pathway without supplying an attributable upgrade-revenue split.

3. Global Airport Passenger Traffic Reaches Record 9.8 Billion in 2025, Airports Council International World reports

   · Evidence informing the 2026 market-value input; displayed series and growth include calculations: Reports cooling passenger-growth momentum in 2026, supporting moderation of traffic-driven equipment expansion despite continuing replacement demand.
   ([aci.aero](https://aci.aero/2026/xx.xx/xx.xx/global-airport-passenger-traffic-reaches-record-xx.xx-xx.xx-billion-in-2025-airports-council-international-world-reports/))

4. Smiths Group PLC - Full Year Results for the 12 Months Ended 31 July 2025

- Evidence informing the 2024 market-value input; displayed series and growth include calculations: Discloses aviation original-equipment revenue of xx.xx and aftermarket revenue of xx.xx for FY2024; supplies historical cycle proxies. ([www-live.smiths.com](https://www-live.smiths.com/media/snqpxwkd/smiths-group-plc-annual-results-2025-press-release.pdf))
- Evidence informing the 2027 market-value input; displayed series and growth include calculations: Reports approximately xx.xx cumulative CTiX sales and continuing aviation upgrade demand; supports replacement activity, not an observed global forecast. ([www-live.smiths.com](https://www-live.smiths.com/media/snqpxwkd/smiths-group-plc-annual-results-2025-press-release.pdf))
- Evidence informing base-year allocation inputs; displayed values and growth are calculated: FY2025 aviation original-equipment revenue of GBP xx.xx provides an independent equipment-activity scale check, not a global category share. ([www-live.smiths.com](https://www-live.smiths.com/media/snqpxwkd/smiths-group-plc-annual-results-2025-press-release.pdf))
- Evidence informing forecast-year allocation inputs; displayed values and growth are calculated: FY2025 aviation original-equipment revenue of GBP xx.xx provides an independent equipment-activity scale check, not a global category share. ([www-live.smiths.com](https://www-live.smiths.com/media/snqpxwkd/smiths-group-plc-annual-results-2025-press-release.pdf))
- Evidence informing base-year allocation inputs; displayed values and growth are calculated: Approximately xx.xx cumulative CTiX sales corroborate commercial imaging activity and replacement demand; they do not measure annual global sales. ([www-live.smiths.com](https://www-live.smiths.com/media/snqpxwkd/smiths-group-plc-annual-results-2025-press-release.pdf))
- Evidence informing forecast-year allocation inputs; displayed values and growth are calculated: Approximately xx.xx cumulative CTiX sales corroborate commercial imaging activity and replacement demand; they do not measure annual global sales. ([www-live.smiths.com](https://www-live.smiths.com/media/snqpxwkd/smiths-group-plc-annual-results-2025-press-release.pdf))
- Evidence informing base-year allocation inputs; displayed values and growth are calculated: GBP xx.xx aviation aftermarket revenue supports lifecycle materiality while qualifying transfer of one supplier's mix to the global service allocation. ([www-live.smiths.com](https://www-live.smiths.com/media/snqpxwkd/smiths-group-plc-annual-results-2025-press-release.pdf))
- Evidence informing forecast-year allocation inputs; displayed values and growth are calculated: GBP xx.xx aviation aftermarket revenue supports lifecycle materiality while qualifying transfer of one supplier's mix to the global service allocation. ([www-live.smiths.com](https://www-live.smiths.com/media/snqpxwkd/smiths-group-plc-annual-results-2025-press-release.pdf))
- Evidence informing base-year allocation inputs; displayed values and growth are calculated: Reports approximately xx.xx cumulative CTiX sales and continuing aviation upgrade demand; cumulative sales constrain commercial scale but are not annual global shipments. ([www-live.smiths.com](https://www-live.smiths.com/media/snqpxwkd/smiths-group-plc-annual-results-2025-press-release.pdf))
- Evidence informing forecast-year allocation inputs; displayed values and growth are calculated: Reports approximately xx.xx cumulative CTiX sales and continuing aviation upgrade demand; cumulative sales constrain commercial scale but are not annual global shipments. ([www-live.smiths.com](https://www-live.smiths.com/media/snqpxwkd/smiths-group-plc-annual-results-2025-press-release.pdf))
- Evidence informing base-year allocation inputs; displayed values and growth are calculated: Reports four operating XDi units as of July 2025 and pending regulatory certification, constraining the small XRD cohort and qualifying aggressive commercialization assumptions.
- Evidence informing forecast-year allocation inputs; displayed values and growth are calculated: Reports four operating XDi units as of July 2025 and pending regulatory certification, constraining the small XRD cohort and qualifying aggressive commercialization assumptions.
- Evidence informing forecast-year allocation inputs; displayed values and growth are calculated: Reported checkpoint modernization provides a commercial reason to model substitution from discrete legacy offerings; the filing does not disclose standalone configuration revenue.
- Evidence informing forecast-year allocation inputs; displayed values and growth are calculated: FY2025

5. Smiths Group PLC - Annual Report & Accounts FY2023
   - Evidence informing the 2022 market-value input; displayed series and growth include calculations: Reports FY2022 aviation original-equipment revenue of xx.xx, used as a dimensionless historical capital-cycle proxy. ([www-live.smiths.com](https://www-live.smiths.com/media/phjp1j44/smiths-annual-report-2023.pdf))
   - Evidence informing the 2023 market-value input; displayed series and growth include calculations: Reports FY2023 aviation original-equipment revenue of xx.xx and aftermarket revenue of xx.xx; supports the modeled recovery direction. ([www-live.smiths.com](https://www-live.smiths.com/media/phjp1j44/smiths-annual-report-2023.pdf))
6. Smiths Group PLC - Annual Report FY2022
   - Evidence informing the 2021 market-value input; displayed series and growth include calculations: Reports FY2021 aviation revenue of xx.xx, providing a historical purchasing-cycle reference rather than a global observation. ([www-live.smiths.com](https://www-live.smiths.com/media/xjvdpblr/smiths-annual-report-2022-report.pdf))
   - Evidence informing the 2022 market-value input; displayed series and growth include calculations: Reports FY2022 aviation revenue of xx.xx and continued weakness in aviation original equipment; supports a delayed capital-spending trough. ([www-live.smiths.com](https://www-live.smiths.com/media/xjvdpblr/smiths-annual-report-2022-report.pdf))
7. Smiths Group PLC - Annual Results for the Year Ended 31 July 2019
   - Evidence informing the 2018 market-value input; displayed series and growth include calculations: Reports FY2018 aviation revenue of xx.xx, supplying the historical comparison underlying the backcast. ([smiths.com](https://www.smiths.com/media/u4wla1bw/smiths-group-plc-annual-results-2019-press-release.pdf))
   - Evidence informing the 2019 market-value input; displayed series and growth include calculations: Reports FY2019 aviation revenue of xx.xx and customer delivery deferrals, qualifying a traffic-only growth model. ([smiths.com](https://www.smiths.com/media/u4wla1bw/smiths-group-plc-annual-results-2019-press-release.pdf))
   - Evidence informing the 2020 market-value input; displayed series and growth include calculations: Identifies deliveries deferred into FY2020; supports the possibility of backlog-supported spending despite a contemporaneous traffic shock, not the exact modeled growth rate. ([smiths.com](https://www.smiths.com/media/u4wla1bw/smiths-group-plc-annual-results-2019-press-release.pdf))
8. ACI World - The High-Wire Balancing Act: Global Air Transport Demand in 2018 and 2019
   - Evidence informing the 2017 market-value input; displayed series and growth include calculations: Reports xx.xx airport passengers and xx.xx% growth in 2018; the growth observation informs the 2017 backcast bridge. ([blog.aci.aero](https://blog.aci.aero/airport-economics/the-high-wire-balancing-act-global-air-transport-demand-in-2018-and-2019/))
   - Evidence informing the 2018 market-value input; displayed series and growth include calculations: Provides the observed 2018 traffic-growth reference, not an equipment-market growth observation. ([blog.aci.aero](https://blog.aci.aero/airport-economics/the-high-wire-balancing-act-global-air-transport-demand-in-2018-and-2019/))
9. ICAO A42-WP/556 - State of the Industry and Outlook for Airport Traffic, Presented by ACI
   - Evidence informing the 2020 market-value input; displayed series and growth include calculations: Records the collapse from xx.xx airport passengers in 2019 to xx.xx in 2020; constrains the shock and funding-risk interpretation. ([icao.int](https://www.icao.int/sites/default/files/Meetings/a42/Documents/WP/wp_556_en.pdf))
   - Evidence informing the 2021 market-value input; displayed series and growth include calculations: Reports xx.xx airport passengers in 2021, supporting a prolonged funding and activity shock. ([icao.int](https://www.icao.int/sites/default/files/Meetings/a42/Documents/WP/wp_556_en.pdf))
   - Evidence informing the 2023 market-value input; displayed series and growth include calculations: Reports xx.xx airport passengers in 2023; traffic recovery is distinguished from equipment purchasing. ([icao.int](https://www.icao.int/sites/default/files/Meetings/a42/Documents/WP/wp_556_en.pdf))
   - Evidence informing the 2024 market-value input; displayed series and growth include calculations: Reports xx.xx airport passengers in 2024, providing a demand recovery cross-check. ([icao.int](https://www.icao.int/sites/default/files/Meetings/a42/Documents/WP/wp_556_en.pdf))

10. Port of Seattle - Baggage Handling System Optimization

- Evidence informing the 2029 market-value input; displayed series and growth include calculations: Seattle plans to consolidate six baggage-screening systems, increase supported passenger capacity, and reduce screening-machine demand. Supports integration spending without one-for-one detector growth. ([portseattle.org](https://www.portseattle.org/projects/baggage-handling-system-optimization))
- Evidence informing the 2032 market-value input; displayed series and growth include calculations: The consolidation example constrains equipment-volume assumptions; its whole baggage-handling project value is excluded from market sizing. ([portseattle.org](https://www.portseattle.org/projects/baggage-handling-system-optimization))
- Evidence informing the 2040 market-value input; displayed series and growth include calculations: Provides a commercial counterexample to extrapolating passenger growth directly into machine counts throughout the long-range forecast. ([portseattle.org](https://www.portseattle.org/projects/baggage-handling-system-optimization))
- Evidence informing forecast-year allocation inputs; displayed values and growth are calculated: Consolidation of six systems with reduced machine demand qualifies a traffic-to-detector-volume forecast. ([portseattle.org](https://www.portseattle.org/projects/baggage-handling-system-optimization))
- Evidence informing forecast-year allocation inputs; displayed values and growth are calculated: The consolidation project supports integration-driven conveyor demand, but its whole-project value is excluded. ([portseattle.org](https://www.portseattle.org/projects/baggage-handling-system-optimization))
- Evidence informing forecast-year allocation inputs; displayed values and growth are calculated: Brownfield consolidation supports the integration-demand premise, not the forecast's exact service growth factor. ([portseattle.org](https://www.portseattle.org/projects/baggage-handling-system-optimization))
- Evidence informing forecast-year allocation inputs; displayed values and growth are calculated: The airport replaces six separate screening systems with centralized screening and expects reduced screening-machine demand while expanding capacity. This supplies a counterforce to volume-only checked-baggage forecasting.
- Evidence informing base-year allocation inputs; displayed values and growth are calculated: Seattle is consolidating six screening systems, expects reduced screening-machine demand and schedules final-phase completion in 2029. Supports integration demand while constraining detector-volume growth; the whole-project budget is excluded.
- Evidence informing forecast-year allocation inputs; displayed values and growth are calculated: Seattle is consolidating six screening systems, expects reduced screening-machine demand and schedules final-phase completion in 2029. Supports integration demand while constraining detector-volume growth; the whole-project budget is excluded.
- Evidence informing forecast-year allocation inputs; displayed values and growth are calculated: Seattle's project combines increased screening capacity with consolidation from six screening systems and reduced screening-machine demand. This constrains the forecast assumption that capacity growth requires proportional equipment additions.
- Evidence informing forecast-year allocation inputs; displayed values and growth are calculated: Replacement and capacity objectives coexist within the project. Its wider baggage-handling budget is not treated as screening-equipment revenue or assigned additively to multiple purposes.

11. Smiths Group PLC - Half Year Results for the Six Months Ended 31 January 2026

- Evidence informing the 2026 market-value input; displayed series and growth include calculations: Reports xx.xx% organic growth for Smiths Detection in HY2026, with aviation checkpoint upgrades contributing. Supports a positive 2026 nowcast, not a directly observed global growth rate. ([www-live.smiths.com](https://www-live.smiths.com/media/villk35h/smiths-hy26-results-press-release.pdf))

12. ACI-LAC - Air Traffic in Latin America and the Caribbean Maintains Growth Trajectory with a 5% Increase in 2025

- Evidence informing base-year allocation inputs; displayed values and growth are calculated: Brazil's xx.xx-million airport-traffic aggregate constrains its demand scale; equipment intensity remains modeled.
- Evidence informing forecast-year allocation inputs; displayed values and growth are calculated: Brazil's xx.xx-million airport-traffic aggregate constrains its demand scale; equipment intensity remains modeled.

13. CATSA 2025 Annual Report - Notes to the Financial Statements

- Evidence informing base-year allocation inputs; displayed values and growth are calculated: FY2024/xx.xx accounts disclose C$xx.xx maintenance/spares and C$xx.xx training/certification, supporting the service-budget calibration but not global baggage-only shares. ([catsa-acsta.gc.ca](https://www.catsa-acsta.gc.ca/en/publications/2025-annual-report/notes-financial-statements))
- Evidence informing forecast-year allocation inputs; displayed values and growth are calculated: FY2024/xx.xx accounts disclose C$xx.xx maintenance/spares and C$xx.xx training/certification, supporting the service-budget calibration but not global baggage-only shares. ([catsa-acsta.gc.ca](https://www.catsa-acsta.gc.ca/en/publications/2025-annual-report/notes-financial-statements))
- Evidence informing base-year allocation inputs; displayed values and growth are calculated: Maintenance and spare parts are combined in the accounts; the labor-versus-goods split therefore remains modeled. ([catsa-acsta.gc.ca](https://www.catsa-acsta.gc.ca/en/publications/2025-annual-report/notes-financial-statements))
- Evidence informing forecast-year allocation inputs; displayed values and growth are calculated: Maintenance and spare parts are combined in the accounts; the labor-versus-goods split therefore remains modeled. ([catsa-acsta.gc.ca](https://www.catsa-acsta.gc.ca/en/publications/2025-annual-report/notes-financial-statements))
- Evidence informing base-year allocation inputs; displayed values and growth are calculated: The C$xx.xx training/certification expense supplies the numerator of the adjusted training-to-capital proxy. ([catsa-acsta.gc.ca](https://www.catsa-acsta.gc.ca/en/publications/2025-annual-report/notes-financial-statements))
- Evidence informing forecast-year allocation inputs; displayed values and growth are calculated: The C$xx.xx training/certification expense supplies the numerator of the adjusted training-to-capital proxy. ([catsa-acsta.gc.ca](https://www.catsa-acsta.gc.ca/en/publications/2025-annual-report/notes-financial-statements))
- Evidence informing base-year allocation inputs; displayed values and growth are calculated: C$xx.xx trace/consumables is distinct from maintenance/spares and supplies the contrary consumables-intensity comparator, not a global observation. ([catsa-acsta.gc.ca](https://www.catsa-acsta.gc.ca/en/publications/2025-annual-report/notes-financial-statements))
- Evidence informing forecast-year allocation inputs; displayed values and growth are calculated: C$xx.xx trace/consumables is distinct from maintenance/spares and supplies the contrary consumables-intensity comparator, not a global observation. ([catsa-acsta.gc.ca](https://www.catsa-acsta.gc.ca/en/publications/2025-annual-report/notes-financial-statements))
- Evidence informing base-year allocation inputs; displayed values and growth are calculated: Separately reports C$xx.xx maintenance/spares, C$xx.xx trace/consumables and C$xx.xx training/certification, constraining attributable agency lifecycle expenditure.
- Evidence informing base-year allocation inputs; displayed values and growth are calculated: Separates screening-contractor payments from equipment support, preventing staffing expenditure from becoming equipment-market purchasing.
- Evidence informing forecast-year allocation inputs; displayed values and growth are calculated: Separately reports C$xx.xx maintenance/spares, C$xx.xx trace/consumables and C$xx.xx training/certification, constraining attributable agency lifecycle expenditure.
- Evidence informing forecast-year allocation inputs; displayed values and growth are calculated: Separates screening-contractor payments from equipment support, preventing staffing expenditure from becoming equipment-market purchasing.
- Evidence informing base-year allocation inputs; displayed values and growth are calculated: Audited expense disclosure reports C$xx.xx for maintenance and spare parts in the year ended March xx.xx 2025. It constrains support-spending materiality, not the amount attributable to an independent provider. ([catsa-acsta.gc.ca](https://www.catsa-acsta.gc.ca/en/publications/2025-annual-report/notes-financial-statements))

14. CATSA 2025 Annual Report - Management's Discussion and Analysis

- Evidence informing base-year allocation inputs; displayed values and growth are calculated: EDS capital expenditure of C$xx.xx includes equipment and installation/integration and supplies the training-calibration denominator, subject to baggage attribution. ([catsa-acsta.gc.ca](https://www.catsa-acsta.gc.ca/en/publications/2025-annual-report/management-discussion-and-analysis))
- Evidence informing forecast-year allocation inputs; displayed values and growth are calculated: EDS capital expenditure of C$xx.xx includes equipment and installation/integration and supplies the training-calibration denominator, subject to baggage attribution. ([catsa-acsta.gc.ca](https://www.catsa-acsta.gc.ca/en/publications/2025-annual-report/management-discussion-and-analysis))
- Evidence informing base-year allocation inputs; displayed values and growth are calculated: The capital definition includes associated installation and integration, supporting the distinction between deployment services and equipment value. ([catsa-acsta.gc.ca](https://www.catsa-acsta.gc.ca/en/publications/2025-annual-report/management-discussion-and-analysis))
- Evidence informing forecast-year allocation inputs; displayed values and growth are calculated: The capital definition includes associated installation and integration, supporting the distinction between deployment services and equipment value. ([catsa-acsta.gc.ca](https://www.catsa-acsta.gc.ca/en/publications/2025-annual-report/management-discussion-and-analysis))
- Evidence informing forecast-year allocation inputs; displayed values and growth are calculated: Actual spending, original budget and reprofile amounts constrain the forecast's purchasing-execution interpretation; they are not a global growth rate. ([catsa-acsta.gc.ca](https://www.catsa-acsta.gc.ca/en/publications/2025-annual-report/management-discussion-and-analysis))
- Evidence informing base-year allocation inputs; displayed values and growth are calculated: FY2024/xx.xx pre-board capital appropriations used were C$xx.xx. This supplies the Canadian purchasing comparison and a component of the non-passenger-to-cabin activity proxy, not a global share.
- Evidence informing forecast-year allocation inputs; displayed values and growth are calculated: FY2024/xx.xx pre-board capital appropriations used were C$xx.xx. This supplies the Canadian purchasing comparison and a component of the non-passenger-to-cabin activity proxy, not a global share.
- Evidence informing base-year allocation inputs; displayed values and growth are calculated: FY2024/xx.xx hold-baggage capital appropriations used were C$xx.xx; this constrains the independent application-capital comparison.
- Evidence informing base-year allocation inputs; displayed values and growth are calculated: FY2024/xx.xx non-passenger capital appropriations used were C$xx.xx, below the original C$xx.xx budget. Actual purchasing informs the proxy and qualifies automatic announcement-to-revenue conversion.
- Evidence informing forecast-year allocation inputs; displayed values and growth are calculated: FY2024/xx.xx non-passenger capital appropriations used were C$xx.xx, below the original C$xx.xx budget. Actual purchasing informs the proxy and qualifies automatic announcement-to-revenue conversion.
- Evidence informing base-year allocation inputs; displayed values and growth are calculated: Reports C$xx.xx EDS capital expenditure for FY2024/xx.xx and identifies both baggage equipment and full-body scanners in the capital scope, requiring a baggage-attribution adjustment.
- Evidence informing forecast-year allocation inputs; displayed values and growth are calculated: Reports C$xx.xx EDS capital expenditure for FY2024/xx.xx and identifies both baggage equipment and full-body scanners in the capital scope, requiring a baggage-attribution adjustment.
- Evidence informing forecast-year allocation inputs; displayed values and growth are calculated: EDS outturn was C$xx.xx versus an original C$xx.xx plan and revised C$xx.xx budget. Reprofiling constrains assumed award conversion and deployment timing; it does not measure procurement-channel mix. ([catsa-acsta.gc.ca](https://www.catsa-acsta.gc.ca/en/publications/2025-annual-report/management-discussion-and-analysis))
- Evidence informing base-year allocation inputs; displayed values and growth are calculated: The actual capital-project list identifies hold-baggage capacity expansion at Montréal-Trudeau, supporting the expansion classification, not its modeled global revenue weight.
- Evidence informing forecast-year allocation inputs; displayed values and growth are calculated: The actual capital-project list identifies hold-baggage capacity expansion at Montréal-Trudeau, supporting the expansion classification, not its modeled global revenue weight.
- Evidence informing base-year allocation inputs; displayed values and growth are calculated: The actual project list includes checkpoint CT deployment and hold-baggage oversize-equipment lifecycle management, supporting renewal activity without disclosing its purpose-specific spending.
- Evidence informing forecast-year allocation inputs; displayed values and growth are calculated: The actual project list includes checkpoint CT deployment and hold-baggage oversize-equipment lifecycle management,

15. Aviation security screening approved equipment list
    - Evidence informing base-year allocation inputs; displayed values and growth are calculated: Baggage EDS/EDSCB and conventional X-ray classes support the inspection-system boundary, not sales weights. ([gov.uk](https://www.gov.uk/government/collections/aviation-security-screening-approved-equipment-list))
    - Evidence informing forecast-year allocation inputs; displayed values and growth are calculated: Baggage EDS/EDSCB and conventional X-ray classes support the inspection-system boundary, not sales weights. ([gov.uk](https://www.gov.uk/government/collections/aviation-security-screening-approved-equipment-list))
    - Evidence informing base-year allocation inputs; displayed values and growth are calculated: Liquid detectors are a distinct cabin-baggage category; the complete bulk-material extension remains modeled within the captured boundary. ([gov.uk](https://www.gov.uk/government/collections/aviation-security-screening-approved-equipment-list))
    - Evidence informing forecast-year allocation inputs; displayed values and growth are calculated: Liquid detectors are a distinct cabin-baggage category; the complete bulk-material extension remains modeled within the captured boundary. ([gov.uk](https://www.gov.uk/government/collections/aviation-security-screening-approved-equipment-list))
    - Evidence informing base-year allocation inputs; displayed values and growth are calculated: ETD serves baggage and other applications, requiring explicit baggage attribution rather than allocating all detector sales here. ([gov.uk](https://www.gov.uk/government/collections/aviation-security-screening-approved-equipment-list))
    - Evidence informing forecast-year allocation inputs; displayed values and growth are calculated: ETD serves baggage and other applications, requiring explicit baggage attribution rather than allocating all detector sales here. ([gov.uk](https://www.gov.uk/government/collections/aviation-security-screening-approved-equipment-list))
    - Evidence informing base-year allocation inputs; displayed values and growth are calculated: Dedicated ETD consumables are separately recognized, supporting goods classification without establishing spending or unrestricted interchangeability. ([gov.uk](https://www.gov.uk/government/collections/aviation-security-screening-approved-equipment-list))
    - Evidence informing forecast-year allocation inputs; displayed values and growth are calculated: Dedicated ETD consumables are separately recognized, supporting goods classification without establishing spending or unrestricted interchangeability. ([gov.uk](https://www.gov.uk/government/collections/aviation-security-screening-approved-equipment-list))
16. Quantifying the Impacts of Delayed Maintenance of Airport Assets: A Guide - Chapter 6, Baggage Handling Systems
    - Evidence informing base-year allocation inputs; displayed values and growth are calculated: The baggage-handling cost study uses a modeled xx.xx% labor share, adopted only as an adjacent support-cost proxy. ([nationalacademies.org](https://www.nationalacademies.org/read/xx.xx/chapter/xx.xx))
    - Evidence informing forecast-year allocation inputs; displayed values and growth are calculated: The baggage-handling cost study uses a modeled xx.xx% labor share, adopted only as an adjacent support-cost proxy. ([nationalacademies.org](https://www.nationalacademies.org/read/xx.xx/chapter/xx.xx))
    - Evidence informing base-year allocation inputs; displayed values and growth are calculated: Its corresponding modeled xx.xx% parts share calibrates the labor/goods separation; it is not an observed screening-equipment ratio. ([nationalacademies.org](https://www.nationalacademies.org/read/xx.xx/chapter/xx.xx))
    - Evidence informing forecast-year allocation inputs; displayed values and growth are calculated: Its corresponding modeled xx.xx% parts share calibrates the labor/goods separation; it is not an observed screening-equipment ratio. ([nationalacademies.org](https://www.nationalacademies.org/read/xx.xx/chapter/xx.xx))

17. Procurement of Next Generation Security Checkpoint Equipment - Contract Award Notice

- Evidence informing base-year allocation inputs; displayed values and growth are calculated: The seven-system award includes automated tray return, demonstrating bundled purchasing but no separately priced hardware allocation. ([sell2wales.gov.wales](https://www.sell2wales.gov.wales/search/show/search_view.aspx?ID=NOV417275))
- Evidence informing forecast-year allocation inputs; displayed values and growth are calculated: The seven-system award includes automated tray return, demonstrating bundled purchasing but no separately priced hardware allocation. ([sell2wales.gov.wales](https://www.sell2wales.gov.wales/search/show/search_view.aspx?ID=NOV417275))
- Evidence informing base-year allocation inputs; displayed values and growth are calculated: The integrated CT/tray-return scope constrains the automation interface boundary; it does not value general airport conveyors. ([sell2wales.gov.wales](https://www.sell2wales.gov.wales/search/show/search_view.aspx?ID=NOV417275))
- Evidence informing forecast-year allocation inputs; displayed values and growth are calculated: The integrated CT/tray-return scope constrains the automation interface boundary; it does not value general airport conveyors. ([sell2wales.gov.wales](https://www.sell2wales.gov.wales/search/show/search_view.aspx?ID=NOV417275))
- Evidence informing base-year allocation inputs; displayed values and growth are calculated: Central image processing is an explicit purchased function, without a separately disclosed license price. ([sell2wales.gov.wales](https://www.sell2wales.gov.wales/search/show/search_view.aspx?ID=NOV417275))
- Evidence informing forecast-year allocation inputs; displayed values and growth are calculated: Central image processing is an explicit purchased function, without a separately disclosed license price. ([sell2wales.gov.wales](https://www.sell2wales.gov.wales/search/show/search_view.aspx?ID=NOV417275))
- Evidence informing base-year allocation inputs; displayed values and growth are calculated: Supply, installation and commissioning are included deliverables, supporting deployment-service attribution without establishing its percentage. ([sell2wales.gov.wales](https://www.sell2wales.gov.wales/search/show/search_view.aspx?ID=NOV417275))
- Evidence informing forecast-year allocation inputs; displayed values and growth are calculated: Supply, installation and commissioning are included deliverables, supporting deployment-service attribution without establishing its percentage. ([sell2wales.gov.wales](https://www.sell2wales.gov.wales/search/show/search_view.aspx?ID=NOV417275))
- Evidence informing base-year allocation inputs; displayed values and growth are calculated: The October xx.xx 2022 award covers seven systems combining cabin CT, tray return, image processing and deployment responsibilities. It supports integrated purchased scope, not completed delivery or a global sales weight.
- Evidence informing forecast-year allocation inputs; displayed values and growth are calculated: The October xx.xx 2022 award covers seven systems combining cabin CT, tray return, image processing and deployment responsibilities. It supports integrated purchased scope, not completed delivery or a global sales weight.
- Evidence informing base-year allocation inputs; displayed values and growth are calculated: The integrated Newcastle procurement reports a GBP xx.xx-xx.xx offer range but no physical review-room location; its value cannot be assigned automatically to local review. ([sell2wales.gov.wales](https://www.sell2wales.gov.wales/search/show/search_view.aspx?ID=NOV417275))
- Evidence informing forecast-year allocation inputs; displayed values and growth are calculated: The integrated Newcastle procurement reports a GBP xx.xx-xx.xx offer range but no physical review-room location; its value cannot be assigned automatically to local review. ([sell2wales.gov.wales](https://www.sell2wales.gov.wales/search/show/search_view.aspx?ID=NOV417275))
- Evidence informing base-year allocation inputs; displayed values and growth are calculated: Central image processing is included, but a separate on-site room is not specified; constrains classification rather than supplying a remote-review sales weight. ([sell2wales.gov.wales](https://www.sell2wales.gov.wales/search/show/search_view.aspx?ID=NOV417275))
- Evidence informing forecast-year allocation inputs; displayed values and growth are calculated: Central image processing is included, but a separate on-site room is not specified; constrains classification rather than supplying a remote-review sales weight. ([sell2wales.gov.wales](https://www.sell2wales.gov.wales/search/show/search_view.aspx?ID=NOV417275))
- Evidence informing base-year allocation inputs; displayed values and growth are calculated: The bundled award does not identify a mixed-location package or its attributable price, preventing automatic hybrid classification. ([sell2wales.gov.wales](https://www.sell2wales.gov.wales/search/show/search_view.aspx?ID=NOV417275))
- Evidence informing forecast-year allocation inputs; displayed values and growth are calculated: The bundled award does not identify a mixed-location package or its attributable price, preventing automatic hybrid classification.

18. AI for Monitoring Aviation Security: Fraport and German Federal Police Start Regular Operation of APIDS
    - Evidence informing forecast-year allocation inputs; displayed values and growth are calculated: January xx.xx 2026 APIDS deployment demonstrates additional software adoption, without establishing separate revenue. ([fraport.com](https://www.fraport.com/en/newsroom/press-releases/2026/q1/ai-for-monitoring-aviation-security.html))
    - Evidence informing forecast-year allocation inputs; displayed values and growth are calculated: Deployment on more than xx.xx CT scanners is the independent quantitative rollout test; it does not validate the modeled license-growth factor. ([fraport.com](https://www.fraport.com/en/newsroom/press-releases/2026/q1/ai-for-monitoring-aviation-security.html))
    - Evidence informing forecast-year allocation inputs; displayed values and growth are calculated: On January xx.xx 2026, Fraport announced regular APIDS software operation on more than xx.xx existing Smiths CT scanners. This independently supports retained-system enhancement at one buyer, not global penetration or realized license revenue.
19. Smiths Detection - Digital Innovation
    - Evidence informing base-year allocation inputs; displayed values and growth are calculated: The supplier identifies detection applications as a commercial function; separate fee allocation remains assumed. ([smithsdetection.com](https://www.smithsdetection.com/digital-innovation/))
    - Evidence informing forecast-year allocation inputs; displayed values and growth are calculated: The supplier identifies detection applications as a commercial function; separate fee allocation remains assumed. ([smithsdetection.com](https://www.smithsdetection.com/digital-innovation/))
    - Evidence informing base-year allocation inputs; displayed values and growth are calculated: Centralized screening supports the image-review function, not an observed software revenue weight. ([smithsdetection.com](https://www.smithsdetection.com/digital-innovation/))
    - Evidence informing forecast-year allocation inputs; displayed values and growth are calculated: Centralized screening supports the image-review function, not an observed software revenue weight. ([smithsdetection.com](https://www.smithsdetection.com/digital-innovation/))
    - Evidence informing base-year allocation inputs; displayed values and growth are calculated: Connectivity, multi-vendor integration and equipment-health applications establish the fleet-management function without proving customer-specific rights or prices. ([smithsdetection.com](https://www.smithsdetection.com/digital-innovation/))
    - Evidence informing forecast-year allocation inputs; displayed values and growth are calculated: Connectivity, multi-vendor integration and equipment-health applications establish the fleet-management function without proving customer-specific rights or prices. ([smithsdetection.com](https://www.smithsdetection.com/digital-innovation/))
    - Evidence informing base-year allocation inputs; displayed values and growth are calculated: ELECTORA is offered for integrating multi-vendor devices, datasets and applications; establishes the vendor-platform category but discloses no category revenue or customer-specific substitution entitlement. ([smithsdetection.com](https://www.smithsdetection.com/digital-innovation/))
    - Evidence informing forecast-year allocation inputs; displayed values and growth are calculated: ELECTORA is offered for integrating multi-vendor devices, datasets and applications; establishes the vendor-platform category but discloses no category revenue or customer-specific substitution entitlement. ([smithsdetection.com](https://www.smithsdetection.com/digital-innovation/))
20. UK Civil Aviation Authority - Threat Image Projection (TIP)
    - Evidence informing base-year allocation inputs; displayed values and growth are calculated: TIP library approval and renewal obligations support continuing software commitments, not the modeled global fee or share. ([caa.co.uk](https://www.caa.co.uk/commercial-industry/security/training-and-human-factors/threat-image-projection/))
    - Evidence informing forecast-year allocation inputs; displayed values and growth are calculated: TIP library approval and renewal obligations support continuing software commitments, not the modeled global fee or share. ([caa.co.uk](https://www.caa.co.uk/commercial-industry/security/training-and-human-factors/threat-image-projection/))

21. Smiths Detection - Service

- Evidence informing base-year allocation inputs; displayed values and growth are calculated: Inclusive capital-equipment support covers labor and parts, requiring a single-count economic allocation across services and goods. ([smithsdetection.com](https://www.smithsdetection.com/service/))
- Evidence informing forecast-year allocation inputs; displayed values and growth are calculated: Inclusive capital-equipment support covers labor and parts, requiring a single-count economic allocation across services and goods. ([smithsdetection.com](https://www.smithsdetection.com/service/))
- Evidence informing base-year allocation inputs; displayed values and growth are calculated: Equipment-specific training and certification are commercial offerings distinct from routine screening staffing. ([smithsdetection.com](https://www.smithsdetection.com/service/))
- Evidence informing forecast-year allocation inputs; displayed values and growth are calculated: Equipment-specific training and certification are commercial offerings distinct from routine screening staffing. ([smithsdetection.com](https://www.smithsdetection.com/service/))
- Evidence informing base-year allocation inputs; displayed values and growth are calculated: The parts-support offering and inclusive contracts corroborate the goods boundary, but not the assumed xx.xx% allocation. ([smithsdetection.com](https://www.smithsdetection.com/service/))
- Evidence informing forecast-year allocation inputs; displayed values and growth are calculated: The parts-support offering and inclusive contracts corroborate the goods boundary, but not the assumed xx.xx% allocation. ([smithsdetection.com](https://www.smithsdetection.com/service/))
- Evidence informing base-year allocation inputs; displayed values and growth are calculated: Describes inclusive labor-and-parts contracts and manufacturer support, supporting nonduplicative lifecycle attribution to projection equipment, not a verified xx.xx% fee. ([smithsdetection.com](https://www.smithsdetection.com/service/))
- Evidence informing forecast-year allocation inputs; displayed values and growth are calculated: Describes inclusive labor-and-parts contracts and manufacturer support, supporting nonduplicative lifecycle attribution to projection equipment, not a verified xx.xx% fee. ([smithsdetection.com](https://www.smithsdetection.com/service/))
- Evidence informing base-year allocation inputs; displayed values and growth are calculated: Supports the existence of manufacturer lifecycle offerings; broad service-footprint counts are not used as CT revenue weights.
- Evidence informing forecast-year allocation inputs; displayed values and growth are calculated: Supports the existence of manufacturer lifecycle offerings; broad service-footprint counts are not used as CT revenue weights.
- Evidence informing base-year allocation inputs; displayed values and growth are calculated: Supports commercial maintenance, refurbishment and parts offerings for portable equipment without establishing baggage-specific service receipts.
- Evidence informing forecast-year allocation inputs; displayed values and growth are calculated: Supports commercial maintenance, refurbishment and parts offerings for portable equipment without establishing baggage-specific service receipts.
- Evidence informing base-year allocation inputs; displayed values and growth are calculated: The manufacturer markets direct on-site support and inclusive capital-equipment labor-and-parts contracts. This supports a continuing manufacturer-service alternative, without measuring a pricing premium. ([smithsdetection.com](https://www.smithsdetection.com/service/))
- Evidence informing forecast-year allocation inputs; displayed values and growth are calculated: The manufacturer markets direct on-site support and inclusive capital-equipment labor-and-parts contracts. This supports a continuing manufacturer-service alternative, without measuring a pricing premium. ([smithsdetection.com](https://www.smithsdetection.com/service/))
- Evidence informing base-year allocation inputs; displayed values and growth are calculated: Manufacturer-provided bundled support is a commercial alternative to separate technical-service procurement, limiting assumptions of unrestricted third-party substitution. ([smithsdetection.com](https://www.smithsdetection.com/service/))
- Evidence informing forecast-year allocation inputs; displayed values and growth are calculated: Manufacturer-provided bundled support is a commercial alternative to separate technical-service procurement, limiting assumptions of unrestricted third-party substitution. ([smithsdetection.com](https://www.smithsdetection.com/service/))

22. Hold baggage screening upgrade, Dublin and Cork Airports, Ireland

- Evidence informing base-year allocation inputs; displayed values and growth are calculated: Separate professional-service appointments cover project controls, design oversight and interface management; the broader construction budget is not used as screening-service revenue. ([neccontract.com](https://www.neccontract.com/projects/hold-baggage-screening-upgrade-dublin-and-cork-airports-ireland))
- Evidence informing forecast-year allocation inputs; displayed values and growth are calculated: Separate professional-service appointments cover project controls, design oversight and interface management; the broader construction budget is not used as screening-service revenue. ([neccontract.com](https://www.neccontract.com/projects/hold-baggage-screening-upgrade-dublin-and-cork-airports-ireland))
- Evidence informing base-year allocation inputs; displayed values and growth are calculated: Describes three upgraded hold-baggage systems delivered through separate construction, baggage-integration and advisory appointments, completed in March 2023. Supports integrated-system attribution without assuming a universal single-prime model.
- Evidence informing forecast-year allocation inputs; displayed values and growth are calculated: Describes three upgraded hold-baggage systems delivered through separate construction, baggage-integration and advisory appointments, completed in March 2023. Supports integrated-system attribution without assuming a universal single-prime model.

23. Corporate Plan 2025-26 to 2029-30 Summary - Financial Overview

- Evidence informing base-year allocation inputs; displayed values and growth are calculated: CATSA distinguishes major-checkpoint CT replacement from single-view-to-multiview replacement elsewhere, supporting application-specific projection demand and forecast assumptions. It also discloses capital funding subject to reprofile approval.
([catsa-acsta.gc.ca](https://www.catsa-acsta.gc.ca/en/publications/corporate-plan-2025-xx.xx-2029-xx.xx/financial-overview))
- Evidence informing forecast-year allocation inputs; displayed values and growth are calculated: CATSA distinguishes major-checkpoint CT replacement from single-view-to-multiview replacement elsewhere, supporting application-specific projection demand and forecast assumptions. It also discloses capital funding subject to reprofile approval.
([catsa-acsta.gc.ca](https://www.catsa-acsta.gc.ca/en/publications/corporate-plan-2025-xx.xx-2029-xx.xx/financial-overview))
- Evidence informing base-year allocation inputs; displayed values and growth are calculated: Identifies single-view equipment as a replacement population, supporting the modeled displacement mechanism rather than an observed global share.
- Evidence informing forecast-year allocation inputs; displayed values and growth are calculated: Identifies single-view equipment as a replacement population, supporting the modeled displacement mechanism rather than an observed global share.
- Evidence informing base-year allocation inputs; displayed values and growth are calculated: Multiview remains a planned purchasing destination at non-passenger checkpoints and Class xx.xx airports, qualifying universal CT substitution.
- Evidence informing forecast-year allocation inputs; displayed values and growth are calculated: Multiview remains a planned purchasing destination at non-passenger checkpoints and Class xx.xx airports, qualifying universal CT substitution.
- Evidence informing base-year allocation inputs; displayed values and growth are calculated: CT replacement is a stated major-checkpoint investment priority, subject to funding and delivery risks; this supports direction, not the modeled global share.
- Evidence informing forecast-year allocation inputs; displayed values and growth are calculated: CT replacement is a stated major-checkpoint investment priority, subject to funding and delivery risks; this supports direction, not the modeled global share.
- Evidence informing base-year allocation inputs; displayed values and growth are calculated: The plan includes additional screening equipment and expansion of existing hold-baggage screening capacity. Its FY2025/xx.xx capital budget is C$xx.xx across mixed activities; plans are not recognized supplier revenue.
- Evidence informing forecast-year allocation inputs; displayed values and growth are calculated: The plan includes additional screening equipment and expansion of existing hold-baggage screening capacity. Its FY2025/xx.xx capital budget is C$xx.xx across mixed activities; plans are not recognized supplier revenue.
- Evidence informing base-year allocation inputs; displayed values and growth are calculated: The plan distinguishes replacement of checkpoint X-ray equipment with CT and asset lifecycle renewal from additional capacity. Funding, partner timing and reprofiling qualify forecast realization.
- Evidence informing forecast-year allocation inputs; displayed values and growth are calculated: The plan distinguishes replacement of checkpoint X-ray equipment with CT and asset lifecycle renewal from additional capacity. Funding, partner timing and reprofiling qualify forecast realization.

24. ECAC CEP Public Equipment List - Explosive Detection Systems, Update 18 April 2025

- Evidence informing base-year allocation inputs; displayed values and growth are calculated: The April xx.xx 2025 list retains XRD xx.xx supporting the legacy commercial-category premise but not the assumed installed cohort or sales volume.
([ecac-ceac.org](https://www.ecac-ceac.org/images/activities/security/ECAC-CEP-EDS-equipment_public_list_update_20250418.pdf))
- Evidence informing forecast-year allocation inputs; displayed values and growth are calculated: The April xx.xx 2025 list retains XRD xx.xx supporting the legacy commercial-category premise but not the assumed installed cohort or sales volume.
([ecac-ceac.org](https://www.ecac-ceac.org/images/activities/security/ECAC-CEP-EDS-equipment_public_list_update_20250418.pdf))

25. Partners - HALO X-ray Technologies Ltd

· Evidence informing base-year allocation inputs; displayed values and growth are calculated: Named airport pilots and approximately USD xx.xx and USD xx.xx development programs establish commercialization activity and program scale, not realized annual XRD equipment revenue. ([haloxray.com](https://www.haloxray.com/partners))

· Evidence informing forecast-year allocation inputs; displayed values and growth are calculated: Named airport pilots and approximately USD xx.xx and USD xx.xx development programs establish commercialization activity and program scale, not realized annual XRD equipment revenue. ([haloxray.com](https://www.haloxray.com/partners))

26. Explosives Trace Detectors (ETDs): Market Survey Report, November 2021

· Evidence informing base-year allocation inputs; displayed values and growth are calculated: Historical IONSCAN xx.xx list-price configurations around USD xx.xx-xx.xx constrain the IMS price class; they do not establish 2025 purchasing volumes or realizations. ([dhs.gov](https://dhs.gov/sites/default/files/2021-xx.xx/SAVER_Explosives%20Trace%20Detectors%20MSR_08Nov2021_Final-xx.xx.pdf))

· Evidence informing forecast-year allocation inputs; displayed values and growth are calculated: Historical IONSCAN xx.xx list-price configurations around USD xx.xx-xx.xx constrain the IMS price class; they do not establish 2025 purchasing volumes or realizations. ([dhs.gov](https://dhs.gov/sites/default/files/2021-xx.xx/SAVER_Explosives%20Trace%20Detectors%20MSR_08Nov2021_Final-xx.xx.pdf))

· Evidence informing base-year allocation inputs; displayed values and growth are calculated: The Fido X4 historical USD xx.xx list-price benchmark supports the explicit nominal-price bridge; baggage attribution and unit mix remain modeled.

· Evidence informing forecast-year allocation inputs; displayed values and growth are calculated: The Fido X4 historical USD xx.xx list-price benchmark supports the explicit nominal-price bridge; baggage attribution and unit mix remain modeled.

27. Astrotech Corporation - Form 10-K for the Fiscal Year Ended June 30, 2025

· Evidence informing base-year allocation inputs; displayed values and growth are calculated: Discloses FY2025 product and service revenue, xx.xx deployment locations, and a six-unit USD xx.xx order. These provide a price comparator and supplier-scale check, not baggage-only revenue. ([sec.gov](https://www.sec.gov/Archives/edgar/data/xx.xx/xx.xx/astc20250630_10k.htm))

· Evidence informing forecast-year allocation inputs; displayed values and growth are calculated: Discloses FY2025 product and service revenue, xx.xx deployment locations, and a six-unit USD xx.xx order. These provide a price comparator and supplier-scale check, not baggage-only revenue. ([sec.gov](https://www.sec.gov/Archives/edgar/data/xx.xx/xx.xx/astc20250630_10k.htm))

28. Astrotech Corporation - Form 10-K for the Fiscal Year Ended June 30, 2026

· Evidence informing base-year allocation inputs; displayed values and growth are calculated: Reports eight TRACER units sold in FY2025 versus three in FY2026, identifies grant-related revenue within FY2025 product revenue, and describes a potential subsidiary sale. These constrain MS attribution and forecast optimism. ([sec.gov](https://www.sec.gov/Archives/edgar/data/xx.xx/xx.xx/astc20260630_10k.htm))

· Evidence informing forecast-year allocation inputs; displayed values and growth are calculated: Reports eight TRACER units sold in FY2025 versus three in FY2026, identifies grant-related revenue within FY2025 product revenue, and describes a potential subsidiary sale. These constrain MS attribution and forecast optimism. ([sec.gov](https://www.sec.gov/Archives/edgar/data/xx.xx/xx.xx/astc20260630_10k.htm))

29. Liquid Explosive Detector, Bottle Liquid Scanner, Insight - Agilent

· Evidence informing base-year allocation inputs; displayed values and growth are calculated: Identifies Raman-based airport resolution products and dated September 2025 launch and May 2026 contract announcements. Supports category continuity and adoption premises, not global unit or revenue shares. ([agilent.com](https://www.agilent.com/en/product/molecular-spectroscopy/raman-spectroscopy/raman-aviation-security-systems/insight-series-alarm-resolution-systems))

· Evidence informing forecast-year allocation inputs; displayed values and growth are calculated: Identifies Raman-based airport resolution products and dated September 2025 launch and May 2026 contract announcements. Supports category continuity and adoption premises, not global unit or revenue shares. ([agilent.com](https://www.agilent.com/en/product/molecular-spectroscopy/raman-spectroscopy/raman-aviation-security-systems/insight-series-alarm-resolution-systems))

30. Bottle Liquid Scanner for Sale from China - Securina

· Evidence informing base-year allocation inputs; displayed values and growth are calculated: Positions microwave-based liquid-screening products for airports and customs. Supports commercial classification only; prices, authorization and purchasing weights remain assumptions. ([securinadetection.com](https://www.securinadetection.com/Bottle-Liquid-Scanner-Manufacturer-China.html))

· Evidence informing forecast-year allocation inputs; displayed values and growth are calculated: Positions microwave-based liquid-screening products for airports and customs. Supports commercial classification only; prices, authorization and purchasing weights remain assumptions. ([securinadetection.com](https://www.securinadetection.com/Bottle-Liquid-Scanner-Manufacturer-China.html))

31. Quick, Accurate Threat-Detection Scanner for Liquid, Aerosol, and Gels Eases and Secures Air Travel Worldwide

· Evidence informing base-year allocation inputs; displayed values and growth are calculated: Identifies LS10 as a complete commercial liquid scanner combining RF and ultrasonic capabilities, supporting nonduplicative complete-product attribution. ([battelle.org](https://www.battelle.org/insights/case-studies/case-study-details/quick-accurate-threat-detection-scanner-for-liquid-aerosol-and-gels-eases-and-secures-air-travel-worldwide))

· Evidence informing forecast-year allocation inputs; displayed values and growth are calculated: Identifies LS10 as a complete commercial liquid scanner combining RF and ultrasonic capabilities, supporting nonduplicative complete-product attribution. ([battelle.org](https://www.battelle.org/insights/case-studies/case-study-details/quick-accurate-threat-detection-scanner-for-liquid-aerosol-and-gels-eases-and-secures-air-travel-worldwide))

32. ECAC CEP Public Equipment List - Liquid Explosive Detection Systems, Update 10 July 2025

· Evidence informing base-year allocation inputs; displayed values and growth are calculated: The July xx.xx 2025 list includes One Resonance Sensors MobiLab BLS. This supports retained listed status for a named product, not active supply, paid installed stock or observed receipts. ([ecac-ceac.org](https://www.ecac-ceac.org/images/activities/security/ECAC-CEP-LEDS%20equipment%20public%20list-update%xx.xx-xx.xx-rev1.pdf))

· Evidence informing forecast-year allocation inputs; displayed values and growth are calculated: The July xx.xx 2025 list includes One Resonance Sensors MobiLab BLS. This supports retained listed status for a named product, not active supply, paid installed stock or observed receipts. ([ecac-ceac.org](https://www.ecac-ceac.org/images/activities/security/ECAC-CEP-LEDS%20equipment%20public%20list-update%xx.xx-xx.xx-rev1.pdf))

33. MobiLab BLS Bottled Liquid Scanner Endorsed By European Civil Aviation Conference

· Evidence informing base-year allocation inputs; displayed values and growth are calculated: The company's May xx.xx 2014 announcement identifies MobiLab BLS as an NMR-based airport liquid scanner and states that orders were being accepted. Establishes historical commercial offering, not 2025 deliveries. ([prnewswire.com](https://www.prnewswire.com/news-releases/mobilab-bls-bottled-liquid-scanner-endorsed-by-european-civil-aviation-conference-xx.xx.html))

· Evidence informing forecast-year allocation inputs; displayed values and growth are calculated: The company's May xx.xx 2014 announcement identifies MobiLab BLS as an NMR-based airport liquid scanner and states that orders were being accepted. Establishes historical commercial offering, not 2025 deliveries. ([prnewswire.com](https://www.prnewswire.com/news-releases/mobilab-bls-bottled-liquid-scanner-endorsed-by-european-civil-aviation-conference-xx.xx.html))

34. SafePointe BLS Powered by ORS - Bottled Liquid Explosives Detection Solution

- Evidence informing base-year allocation inputs; displayed values and growth are calculated: The branded supplier brochure documents an ORS-powered bottled-liquid product channel. Its availability does not establish current orders or support continuity; it supports only the legacy-channel modeling premise. ([uploads-ssl.webflow.com](https://uploads-ssl.webflow.com/608330bcae48962bf6d7ff37/6149f80be6c30d34b5e3debe_BLS-Flyer-Compressed.pdf))
- Evidence informing forecast-year allocation inputs; displayed values and growth are calculated: The branded supplier brochure documents an ORS-powered bottled-liquid product channel. Its availability does not establish current orders or support continuity; it supports only the legacy-channel modeling premise. ([uploads-ssl.webflow.com](https://uploads-ssl.webflow.com/608330bcae48962bf6d7ff37/6149f80be6c30d34b5e3debe_BLS-Flyer-Compressed.pdf))

35. Florida Division of Corporations - One Resonance Sensors, LLC, Entity Detail

- Evidence informing base-year allocation inputs; displayed values and growth are calculated: The official registry records One Resonance Sensors, LLC as inactive following administrative dissolution on September xx.xx 2019. This counterevidence constrains continuity assumptions but does not prove zero surviving product support. ([search.sunbiz.org](https://search.sunbiz.org/Inquiry/CorporationSearch/SearchResultDetail?aggregateId=flal-l11000122986-c57f60b3-690d-4c87-836a-9aeb045075e8&directionType=CurrentList&inquirytype=EntityName&listNameOrder=ONERESONANCESENSORS+L110001229860&searchNameOrder=ONERESONANCESENSORS+L110001229860&searchTerm=ONE+RED+AMPERSAND+LLC))
- Evidence informing forecast-year allocation inputs; displayed values and growth are calculated: The official registry records One Resonance Sensors, LLC as inactive following administrative dissolution on September xx.xx 2019. This counterevidence constrains continuity assumptions but does not prove zero surviving product support. ([search.sunbiz.org](https://search.sunbiz.org/Inquiry/CorporationSearch/SearchResultDetail?aggregateId=flal-l11000122986-c57f60b3-690d-4c87-836a-9aeb045075e8&directionType=CurrentList&inquirytype=EntityName&listNameOrder=ONERESONANCESENSORS+L110001229860&searchNameOrder=ONERESONANCESENSORS+L110001229860&searchTerm=ONE+RED+AMPERSAND+LLC))

36. Explosive Detection - Teledyne FLIR Defense

- Evidence informing base-year allocation inputs; displayed values and growth are calculated: Lists offered Fido X-series products and service support, supporting commercial offering continuity only, not airport-specific eligibility or sales weights. ([flir.com](https://www.flir.com/threat-detection/explosives/))
- Evidence informing forecast-year allocation inputs; displayed values and growth are calculated: Lists offered Fido X-series products and service support, supporting commercial offering continuity only, not airport-specific eligibility or sales weights. ([flir.com](https://www.flir.com/threat-detection/explosives/))

37. Scintrex Trace E3500 Explosive Trace Detection Unit - SecurityPro USA

- Evidence informing base-year allocation inputs; displayed values and growth are calculated: The distributor offers E3500 chemiluminescence equipment and identifies customs/border applications. Supports a commercial category lead, not measured airport purchasing or the assumed price. ([securityprousa.com](https://www.securityprousa.com/collections/explosive-detection/products/scintrex-trace-e3500-explosive-trace-detection-unit))
- Evidence informing forecast-year allocation inputs; displayed values and growth are calculated: The distributor offers E3500 chemiluminescence equipment and identifies customs/border applications. Supports a commercial category lead, not measured airport purchasing or the assumed price. ([securityprousa.com](https://www.securityprousa.com/collections/explosive-detection/products/scintrex-trace-e3500-explosive-trace-detection-unit))

38. Portable Explosive Detector - Trace Detector EVD-3000+

- Evidence informing base-year allocation inputs; displayed values and growth are calculated: The distributor offers EVD-xx.xx+ thermo-redox equipment. Supports offered-product classification, not airport authorization, purchasing volume or the modeled realization. ([securityprousa.com](https://www.securityprousa.com/products/scintrex-trace-evd-xx.xx-portable-trace-detection-unit))
- Evidence informing forecast-year allocation inputs; displayed values and growth are calculated: The distributor offers EVD-xx.xx+ thermo-redox equipment. Supports offered-product classification, not airport authorization, purchasing volume or the modeled realization. ([securityprousa.com](https://www.securityprousa.com/products/scintrex-trace-evd-xx.xx-portable-trace-detection-unit))

39. CATSA's Purchase Order Terms and Conditions

- Evidence informing base-year allocation inputs; displayed values and growth are calculated: Contract terms constrain maintenance, parts and consumables escalation, qualifying unrestricted aftermarket pricing assumptions in the projection lifecycle model. ([catsa-acsta.gc.ca](https://www.catsa-acsta.gc.ca/en/publications/catsa-s-purchase-order-terms-and-conditions))
- Evidence informing forecast-year allocation inputs; displayed values and growth are calculated: Contract terms constrain maintenance, parts and consumables escalation, qualifying unrestricted aftermarket pricing assumptions in the projection lifecycle model. ([catsa-acsta.gc.ca](https://www.catsa-acsta.gc.ca/en/publications/catsa-s-purchase-order-terms-and-conditions))
- Evidence informing base-year allocation inputs; displayed values and growth are calculated: Contractual price limits constrain the pricing premise, but do not verify CT-specific global support receipts.
- Evidence informing forecast-year allocation inputs; displayed values and growth are calculated: Contractual price limits constrain the pricing premise, but do not verify CT-specific global support receipts.
- Evidence informing base-year allocation inputs; displayed values and growth are calculated: Maintenance and consumable escalation limits qualify the trace-platform pricing assumption rather than establishing the modeled IMS share.
- Evidence informing forecast-year allocation inputs; displayed values and growth are calculated: Maintenance and consumable escalation limits qualify the trace-platform pricing assumption rather than establishing the modeled IMS share.
- Evidence informing base-year allocation inputs; displayed values and growth are calculated: The pre-existing-software clause grants broad license rights without transferring ownership; proprietary ownership alone therefore cannot establish the Closed revenue numerator. ([catsa-acsta.gc.ca](https://www.catsa-acsta.gc.ca/en/publications/catsa-s-purchase-order-terms-and-conditions))
- Evidence informing forecast-year allocation inputs; displayed values and growth are calculated: The pre-existing-software clause grants broad license rights without transferring ownership; proprietary ownership alone therefore cannot establish the Closed revenue numerator. ([catsa-acsta.gc.ca](https://www.catsa-acsta.gc.ca/en/publications/catsa-s-purchase-order-terms-and-conditions))
- Evidence informing base-year allocation inputs; displayed values and growth are calculated: Software modification rights are not themselves proof of standards-based interfaces or independent component substitution; supports conservative classification. ([catsa-acsta.gc.ca](https://www.catsa-acsta.gc.ca/en/publications/catsa-s-purchase-order-terms-and-conditions))
- Evidence informing forecast-year allocation inputs; displayed values and growth are calculated: Software modification rights are not themselves proof of standards-based interfaces or independent component substitution; supports conservative classification. ([catsa-acsta.gc.ca](https://www.catsa-acsta.gc.ca/en/publications/catsa-s-purchase-order-terms-and-conditions))

40. Liquids Scanner for Airport Security - UC Davis
    - Evidence informing base-year allocation inputs; displayed values and growth are calculated: The February xx.xx 2011 account establishes a development contract and licensing relationship. Its development allocation is excluded from 2025 receipts and does not establish a surviving commercial cohort. ([ucdavis.edu](https://www.ucdavis.edu/news/liquids-scanner-airport-security))
    - Evidence informing forecast-year allocation inputs; displayed values and growth are calculated: The February xx.xx 2011 account establishes a development contract and licensing relationship. Its development allocation is excluded from 2025 receipts and does not establish a surviving commercial cohort. ([ucdavis.edu](https://www.ucdavis.edu/news/liquids-scanner-airport-security))
41. Open Architecture for Airport Security Systems, Second Edition
    - Evidence informing base-year allocation inputs; displayed values and growth are calculated: Distinguishes proprietary integration from interoperable connections, supporting the category boundary rather than an observed revenue share. ([aci-europe.org](https://aci-europe.org/downloads/resources/Open%20Architecture%20for%20Airport%20Security%20Systems%202nd%20Edition.pdf))
    - Evidence informing forecast-year allocation inputs; displayed values and growth are calculated: Distinguishes proprietary integration from interoperable connections, supporting the category boundary rather than an observed revenue share. ([aci-europe.org](https://aci-europe.org/downloads/resources/Open%20Architecture%20for%20Airport%20Security%20Systems%202nd%20Edition.pdf))
    - Evidence informing base-year allocation inputs; displayed values and growth are calculated: Integration does not guarantee interoperability; this constrains attribution of vendor-mediated configurations. ([aci-europe.org](https://aci-europe.org/downloads/resources/Open%20Architecture%20for%20Airport%20Security%20Systems%202nd%20Edition.pdf))
    - Evidence informing forecast-year allocation inputs; displayed values and growth are calculated: Integration does not guarantee interoperability; this constrains attribution of vendor-mediated configurations. ([aci-europe.org](https://aci-europe.org/downloads/resources/Open%20Architecture%20for%20Airport%20Security%20Systems%202nd%20Edition.pdf))
    - Evidence informing base-year allocation inputs; displayed values and growth are calculated: Allows identified partial compliance and discusses accountable integration responsibilities; supports scoped open attribution, not whole-purchase reclassification. ([aci-europe.org](https://aci-europe.org/downloads/resources/Open%20Architecture%20for%20Airport%20Security%20Systems%202nd%20Edition.pdf))
    - Evidence informing forecast-year allocation inputs; displayed values and growth are calculated: Allows identified partial compliance and discusses accountable integration responsibilities; supports scoped open attribution, not whole-purchase reclassification. ([aci-europe.org](https://aci-europe.org/downloads/resources/Open%20Architecture%20for%20Airport%20Security%20Systems%202nd%20Edition.pdf))

42. CATSA 2025 Annual Report - Overview of Activities

- Evidence informing base-year allocation inputs; displayed values and growth are calculated: Reports xx.xx CATSA Plus lines across xx.xx airports serving more than xx.xx% of passengers in 2024/xx.xx; provides an independent integration-activity check, not a direct value allocation. ([catsa-acsta.gc.ca](https://www.catsa-acsta.gc.ca/en/publications/2025-annual-report/overview-activities))
- Evidence informing forecast-year allocation inputs; displayed values and growth are calculated: Reports xx.xx CATSA Plus lines across xx.xx airports serving more than xx.xx% of passengers in 2024/xx.xx; provides an independent integration-activity check, not a direct value allocation. ([catsa-acsta.gc.ca](https://www.catsa-acsta.gc.ca/en/publications/2025-annual-report/overview-activities))
- Evidence informing base-year allocation inputs; displayed values and growth are calculated: The reported modernized passenger coverage constrains an assumption of universally standalone activity, while leaving commercial architecture and revenue attribution unresolved. ([catsa-acsta.gc.ca](https://www.catsa-acsta.gc.ca/en/publications/2025-annual-report/overview-activities))
- Evidence informing forecast-year allocation inputs; displayed values and growth are calculated: The reported modernized passenger coverage constrains an assumption of universally standalone activity, while leaving commercial architecture and revenue attribution unresolved. ([catsa-acsta.gc.ca](https://www.catsa-acsta.gc.ca/en/publications/2025-annual-report/overview-activities))
- Evidence informing forecast-year allocation inputs; displayed values and growth are calculated: The annual report identifies enhanced non-passenger requirements and implementation planned from spring 2025. This supports a conditional modernization premise, not the modeled global uptake factor.
- Evidence informing base-year allocation inputs; displayed values and growth are calculated: Reports xx.xx CATSA Plus lines and more than xx.xx% passenger coverage in 2024/xx.xx; provides a Canadian adoption comparator, not a global local-review revenue weight. ([catsa-acsta.gc.ca](https://www.catsa-acsta.gc.ca/en/publications/2025-annual-report/overview-activities))
- Evidence informing forecast-year allocation inputs; displayed values and growth are calculated: Reports xx.xx CATSA Plus lines and more than xx.xx% passenger coverage in 2024/xx.xx; provides a Canadian adoption comparator, not a global local-review revenue weight. ([catsa-acsta.gc.ca](https://www.catsa-acsta.gc.ca/en/publications/2025-annual-report/overview-activities))
- Evidence informing base-year allocation inputs; displayed values and growth are calculated: Identifies remote screening within CATSA Plus and quantifies deployment; constrains the commercial-adoption premise but does not establish each review room's location. ([catsa-acsta.gc.ca](https://www.catsa-acsta.gc.ca/en/publications/2025-annual-report/overview-activities))
- Evidence informing forecast-year allocation inputs; displayed values and growth are calculated: Identifies remote screening within CATSA Plus and quantifies deployment; constrains the commercial-adoption premise but does not establish each review room's location. ([catsa-acsta.gc.ca](https://www.catsa-acsta.gc.ca/en/publications/2025-annual-report/overview-activities))
- Evidence informing base-year allocation inputs; displayed values and growth are calculated: Deployment coverage constrains the addressable network-enabled pool; it does not disclose hybrid contracts or justify the modeled hybrid percentage. ([catsa-acsta.gc.ca](https://www.catsa-acsta.gc.ca/en/publications/2025-annual-report/overview-activities))
- Evidence informing forecast-year allocation inputs; displayed values and growth are calculated: Deployment coverage constrains the addressable network-enabled pool; it does not disclose hybrid contracts or justify the modeled hybrid percentage. ([catsa-acsta.gc.ca](https://www.catsa-acsta.gc.ca/en/publications/2025-annual-report/overview-activities))

43. CATSA - Beyond the Checkpoint, December 2025

- Evidence informing base-year allocation inputs; displayed values and growth are calculated: Reports xx.xx operational CT machines at eight airports and a modular-line average of xx.xx passengers per hour versus xx.xx for traditional multi-split lines; supports the bounded throughput-to-unit bridge and phased-deployment premise. ([catsa-acsta.gc.ca](https://www.catsa-acsta.gc.ca/en/about-us/beyond-checkpoint-2025-december))
- Evidence informing forecast-year allocation inputs; displayed values and growth are calculated: Reports xx.xx operational CT machines at eight airports and a modular-line average of xx.xx passengers per hour versus xx.xx for traditional multi-split lines; supports the bounded throughput-to-unit bridge and phased-deployment premise. ([catsa-acsta.gc.ca](https://www.catsa-acsta.gc.ca/en/about-us/beyond-checkpoint-2025-december))

44. Smiths Detection Delivers Fully Automated International Remote Baggage Screening System Between South Korea and the United States

- Evidence informing base-year allocation inputs; displayed values and growth are calculated: The January xx.xx 2026 disclosure identifies xx.xx software licenses and DICOS V3.xx.xx exchange, and dates operational service to August 2025. Supports commercial standards-based activity and forecast feasibility, not an observed global share or a confirmed 2025 license inventory. ([smithsdetection.com](https://www.smithsdetection.com/press-releases/smiths-detection-delivers-fully-automated-international-remote-baggage-screening-system-between-south-korea-and-the-united-states/))
- Evidence informing forecast-year allocation inputs; displayed values and growth are calculated: The January xx.xx 2026 disclosure identifies xx.xx software licenses and DICOS V3.xx.xx exchange, and dates operational service to August 2025. Supports commercial standards-based activity and forecast feasibility, not an observed global share or a confirmed 2025 license inventory. ([smithsdetection.com](https://www.smithsdetection.com/press-releases/smiths-detection-delivers-fully-automated-international-remote-baggage-screening-system-between-south-korea-and-the-united-states/))

45. SeeTrue Marks Milestone with Over 100 X-ray Checkpoint Installations of Advanced AI-Based Threat Detection Software

- Evidence informing base-year allocation inputs; displayed values and growth are calculated: The December xx.xx 2024 announcement reports the 100th operational screening lane across airports and other sectors. Provides a limited commercial-adoption scale check; it is neither airport-only nor a census of standards-based entitlements. ([seetrue.ai](https://www.seetrue.ai/seetrue-marks-milestone-with-over-xx.xx-x-ray-checkpoint-installations-of-advanced-ai-based-threat-detection-software/))
- Evidence informing forecast-year allocation inputs; displayed values and growth are calculated: The December xx.xx 2024 announcement reports the 100th operational screening lane across airports and other sectors. Provides a limited commercial-adoption scale check; it is neither airport-only nor a census of standards-based entitlements. ([seetrue.ai](https://www.seetrue.ai/seetrue-marks-milestone-with-over-xx.xx-x-ray-checkpoint-installations-of-advanced-ai-based-threat-detection-software/))

46. Scarabee's Checkpoint Property Screening System to be deployed at DEN

- Evidence informing base-year allocation inputs; displayed values and growth are calculated: Describes a xx.xx-lane Denver award combining Scarabee lanes with Smiths scanners. Corroborates a commercial mixed-supplier integration route; an award is not realized annual revenue or proof of unrestricted interoperability. ([daifukuatec.com](https://daifukuatec.com/news/scarabees-checkpoint-property-screening-system-to-be-deployed-at-den))
- Evidence informing forecast-year allocation inputs; displayed values and growth are calculated: Describes a xx.xx-lane Denver award combining Scarabee lanes with Smiths scanners. Corroborates a commercial mixed-supplier integration route; an award is not realized annual revenue or proof of unrestricted interoperability. ([daifukuatec.com](https://daifukuatec.com/news/scarabees-checkpoint-property-screening-system-to-be-deployed-at-den))

47. CATSA Annual Report 2024 - Management's Discussion and Analysis

- Evidence informing base-year allocation inputs; displayed values and growth are calculated: FY2023/xx.xx pre-board capital appropriations used of C$xx.xx provide the second period in the non-passenger-to-cabin purchasing comparison.
- Evidence informing base-year allocation inputs; displayed values and growth are calculated: FY2023/xx.xx non-passenger capital appropriations used of C$xx.xx enter the two-period activity proxy; they do not identify the property-only fraction.
- Evidence informing forecast-year allocation inputs; displayed values and growth are calculated: FY2023/xx.xx non-passenger capital appropriations used of C$xx.xx enter the two-period activity proxy; they do not identify the property-only fraction.

48. Smiths Detection confirm order of 91 advanced scanners for new terminals at Moscow Sheremetyevo International Airport
    - Evidence informing base-year allocation inputs; displayed values and growth are calculated: The dated airport deployment includes xx.xx entrance baggage systems and xx.xx cabin-checkpoint systems. Their ratio supplies a historical relative-density proxy, subsequently discounted for assumed global coverage.
    - Evidence informing forecast-year allocation inputs; displayed values and growth are calculated: The dated airport deployment includes xx.xx entrance baggage systems and xx.xx cabin-checkpoint systems. Their ratio supplies a historical relative-density proxy, subsequently discounted for assumed global coverage.
49. Cochin International Airport Selects Smiths Detection's CTX 9800 for Next-Generation Hold Baggage Screening
    - Evidence informing base-year allocation inputs; displayed values and growth are calculated: The May 2017 deployment identifies xx.xx customs baggage systems alongside four hold-baggage systems. This supports the customs-intensive historical configuration proxy, not current global fleet or revenue observations.
    - Evidence informing forecast-year allocation inputs; displayed values and growth are calculated: The May 2017 deployment identifies xx.xx customs baggage systems alongside four hold-baggage systems. This supports the customs-intensive historical configuration proxy, not current global fleet or revenue observations.
50. CATSA Functions, Programs and Activities
    - Evidence informing base-year allocation inputs; displayed values and growth are calculated: Hold-baggage activities include equipment purchase, baggage-handling integration and equipment maintenance, supporting the checked-baggage capital and lifecycle boundary.
    - Evidence informing forecast-year allocation inputs; displayed values and growth are calculated: Hold-baggage activities include equipment purchase, baggage-handling integration and equipment maintenance, supporting the checked-baggage capital and lifecycle boundary.
    - Evidence informing base-year allocation inputs; displayed values and growth are calculated: Non-passenger screening covers airport workers and their belongings; only attributable property-screening offerings enter this allocation.
    - Evidence informing forecast-year allocation inputs; displayed values and growth are calculated: Non-passenger screening covers airport workers and their belongings; only attributable property-screening offerings enter this allocation.
51. Fraport TAV Antalya Airport - About the security control itself
    - Evidence informing base-year allocation inputs; displayed values and growth are calculated: The airport operator distinguishes terminal-entry security from a subsequent checkpoint. This supports a separate entrance-screening mission while providing no global prevalence or spending share.
    - Evidence informing forecast-year allocation inputs; displayed values and growth are calculated: The airport operator distinguishes terminal-entry security from a subsequent checkpoint. This supports a separate entrance-screening mission while providing no global prevalence or spending share.
52. EMSD VoiceLink, Issue 79, June 2026 - EMSD Provides Comprehensive Support for Terminal 2 Commissioning
    - Evidence informing forecast-year allocation inputs; displayed values and growth are calculated: The June 2026 account identifies baggage-and-parcel equipment procurement and installation for the customs authority at Terminal xx.xx. It supports a separate commissioning mission but does not isolate baggage expenditure.
53. GAO-26-107811 - Guam: Considerations for Evaluating Alternative Customs Models and Potential Economic Effects
    - Evidence informing base-year allocation inputs; displayed values and growth are calculated: The audit identifies two historical airport-customs baggage systems inactive for years and delayed replacement procurement. This challenges conversion of installed stock or acknowledged need directly into annual equipment and support revenue.
    - Evidence informing forecast-year allocation inputs; displayed values and growth are calculated: The audit identifies two historical airport-customs baggage systems inactive for years and delayed replacement procurement. This challenges conversion of installed stock or acknowledged need directly into annual equipment and support revenue.

54. Bennet, Moran, Van Hollen, Boozman Introduce Bill to Bolster Aviation Safety
    - Evidence informing base-year allocation inputs; displayed values and growth are calculated: The July xx.xx 2025 official release identifies xx.xx U.S. screening lanes, used as agency purchasing-exposure calibration rather than observed annual equipment sales.
    - Evidence informing forecast-year allocation inputs; displayed values and growth are calculated: The July xx.xx 2025 official release identifies xx.xx U.S. screening lanes, used as agency purchasing-exposure calibration rather than observed annual equipment sales.
55. Bank of Canada - Annual exchange rates
    - Evidence informing base-year allocation inputs; displayed values and growth are calculated: Annual exchange-rate observations support the inherited fiscal-period approximation of xx.xx Canadian dollars per U.S. dollar; this is not a transaction-weighted exchange rate.
    - Evidence informing forecast-year allocation inputs; displayed values and growth are calculated: Annual exchange-rate observations support the inherited fiscal-period approximation of xx.xx Canadian dollars per U.S. dollar; this is not a transaction-weighted exchange rate.
56. Japan’s leading airline revolutionizes check in experience with new Smiths Detection technology
    - Evidence informing base-year allocation inputs; displayed values and growth are calculated: The August 2023 announcement identifies JAL as customer for five screening ecosystems and reports xx.xx deployed iLane units across Japan. These are historical commercial-stock anchors, not an airline-only fleet or 2025 sales observation.
    - Evidence informing forecast-year allocation inputs; displayed values and growth are calculated: The August 2023 announcement identifies JAL as customer for five screening ecosystems and reports xx.xx deployed iLane units across Japan. These are historical commercial-stock anchors, not an airline-only fleet or 2025 sales observation.
57. Narita International Airport anticipates threats with integrated solutions
    - Evidence informing base-year allocation inputs; displayed values and growth are calculated: Identifies Narita airport as a screening-technology customer and describes xx.xx lane-related installations, qualifying any assumption that the supplier's Japanese installed stock was purchased entirely by airlines.
    - Evidence informing forecast-year allocation inputs; displayed values and growth are calculated: Identifies Narita airport as a screening-technology customer and describes xx.xx lane-related installations, qualifying any assumption that the supplier's Japanese installed stock was purchased entirely by airlines.
58. MLIT - 保安検査の実施主体が変わります！ - June 27, 2025
    - Evidence informing forecast-year allocation inputs; displayed values and growth are calculated: The June xx.xx 2025 announcement targets transfer of security-screening responsibility from airlines to airport managers, with leading cases targeted in FY2026. Supports a conditional reduction in airline purchasing, not an observed contract-transfer percentage.
    - Evidence informing forecast-year allocation inputs; displayed values and growth are calculated: The transfer direction supports modeled airport-manager purchasing gains. Continued shared financing does not imply equal purchasing shares.
59. ICTS International N.V. - Annual Report for the year ended December 31, 2025
    - Evidence informing base-year allocation inputs; displayed values and growth are calculated: Discloses USD xx.xx company-wide property/equipment purchases and USD xx.xx airport-security revenue in 2025. Supports an asset-light purchasing-intensity proxy; the in-scope fraction and global expansion remain assumptions.
    - Evidence informing forecast-year allocation inputs; displayed values and growth are calculated: Discloses USD xx.xx company-wide property/equipment purchases and USD xx.xx airport-security revenue in 2025. Supports an asset-light purchasing-intensity proxy; the in-scope fraction and global expansion remain assumptions.

60. EU Publications Office - Purchase and maintenance of non-intrusive X-ray inspection equipment for baggage and air cargo volume control
    - Evidence informing base-year allocation inputs; displayed values and growth are calculated: Identifies Autoridade Tributária e Aduaneira as buyer and reports a 2026 award of EUR xx.xx across four lots for baggage/air-cargo inspection equipment and maintenance. Provides a buyer-role and commercial-scale comparator, not 2025 baggage-only annual expenditure.
    - Evidence informing forecast-year allocation inputs; displayed values and growth are calculated: Identifies Autoridade Tributária e Aduaneira as buyer and reports a 2026 award of EUR xx.xx across four lots for baggage/air-cargo inspection equipment and maintenance. Provides a buyer-role and commercial-scale comparator, not 2025 baggage-only annual expenditure.
61. ACI World - Busiest Airports in the World
    - Evidence informing base-year allocation inputs; displayed values and growth are calculated: Reports approximately xx.xx international airport passenger movements in 2025. Half provides an approximate arrival-movement scale check before transfer exclusions, not a customs examination or equipment-purchasing weight.
    - Evidence informing forecast-year allocation inputs; displayed values and growth are calculated: Reports approximately xx.xx international airport passenger movements in 2025. Half provides an approximate arrival-movement scale check before transfer exclusions, not a customs examination or equipment-purchasing weight.
62. Heathrow announces £2.3bn accelerated investment plan to upgrade the UK's international gateway to growth
    - Evidence informing base-year allocation inputs; displayed values and growth are calculated: Reports GBP xx.xx invested in security-lane upgrades during 2024, supporting material airport-directed purchasing. Broader infrastructure obligations and historical timing prevent treating the amount as 2025 in-scope market receipts.
    - Evidence informing forecast-year allocation inputs; displayed values and growth are calculated: Reports GBP xx.xx invested in security-lane upgrades during 2024, supporting material airport-directed purchasing. Broader infrastructure obligations and historical timing prevent treating the amount as 2025 in-scope market receipts.
63. Fraport Assumes Responsibility for Aviation Security Checks at Frankfurt Airport
    - Evidence informing base-year allocation inputs; displayed values and growth are calculated: Documents Fraport's checkpoint-management responsibility from January 2023, six initial CT-equipped lanes and three contracted screening providers. Supports distinguishing an airport commissioning role from regulator oversight and contracted screening labor.
    - Evidence informing forecast-year allocation inputs; displayed values and growth are calculated: Documents Fraport's checkpoint-management responsibility from January 2023, six initial CT-equipped lanes and three contracted screening providers. Supports distinguishing an airport commissioning role from regulator oversight and contracted screening labor.
64. Advanced Cabin Baggage Screening - Computed Tomography Implementation Guide
    - Evidence informing base-year allocation inputs; displayed values and growth are calculated: Distinguishes standalone CT, including equipment-local conveyance, from integrated screening-lane configurations; supports attribution boundaries, not a revenue weight.
    - Evidence informing forecast-year allocation inputs; displayed values and growth are calculated: Distinguishes standalone CT, including equipment-local conveyance, from integrated screening-lane configurations; supports attribution boundaries, not a revenue weight.
    - Evidence informing base-year allocation inputs; displayed values and growth are calculated: Identifies automated tray-return and automated screening-lane integration as commercially distinct configurations; supports the lane-integrated category definition.
    - Evidence informing forecast-year allocation inputs; displayed values and growth are calculated: Identifies automated tray-return and automated screening-lane integration as commercially distinct configurations; supports the lane-integrated category definition.

65. GAO-12-266 - Checked Baggage Screening: TSA Has Deployed Optimal Systems at the Majority of TSA-Regulated Airports, but Could Strengthen Cost Estimates

- Evidence informing base-year allocation inputs; displayed values and growth are calculated: The December 2011 table reports xx.xx standalone EDS alongside xx.xx in-line EDS; this historical machine-count comparator constrains, but does not determine, the current global allocation.
- Evidence informing forecast-year allocation inputs; displayed values and growth are calculated: The December 2011 table reports xx.xx standalone EDS alongside xx.xx in-line EDS; this historical machine-count comparator constrains, but does not determine, the current global allocation.
- Evidence informing base-year allocation inputs; displayed values and growth are calculated: Reports xx.xx in-line EDS across xx.xx in-line systems and distinguishes equipment counts from integrated-system counts; supports the historical configuration bridge.
- Evidence informing forecast-year allocation inputs; displayed values and growth are calculated: Reports xx.xx in-line EDS across xx.xx in-line systems and distinguishes equipment counts from integrated-system counts; supports the historical configuration bridge.

66. Smiths Detection selected as security technology provider to International Airport Heraklion Crete

- Evidence informing base-year allocation inputs; displayed values and growth are calculated: The September xx.xx 2025 announcement identifies eight cabin CT scanners and eight automated tray-return systems for Heraklion, with installation planned across late 2025 and mid-2026; supports ongoing integrated procurement, not realized annual revenue.
- Evidence informing forecast-year allocation inputs; displayed values and growth are calculated: The September xx.xx 2025 announcement identifies eight cabin CT scanners and eight automated tray-return systems for Heraklion, with installation planned across late 2025 and mid-2026; supports ongoing integrated procurement, not realized annual revenue.

67. Centralised Image Processing: The Impact on Security Checkpoints

- Evidence informing base-year allocation inputs; displayed values and growth are calculated: Distinguishes checkpoint-local image review from separate-room arrangements; supports retaining networked local activity rather than automatically assigning it to remote review. ([casra.ch](https://casra.ch/wp-content/uploads/2021/xx.xx/Kuhn-2017.-Centralised-image-processing.pdf))
- Evidence informing forecast-year allocation inputs; displayed values and growth are calculated: Distinguishes checkpoint-local image review from separate-room arrangements; supports retaining networked local activity rather than automatically assigning it to remote review. ([casra.ch](https://casra.ch/wp-content/uploads/2021/xx.xx/Kuhn-2017.-Centralised-image-processing.pdf))
- Evidence informing base-year allocation inputs; displayed values and growth are calculated: Describes separate screening rooms and established remote hold-baggage review at larger airports; supports the cohort-maturity premise, not a numerical global share. ([casra.ch](https://casra.ch/wp-content/uploads/2021/xx.xx/Kuhn-2017.-Centralised-image-processing.pdf))
- Evidence informing forecast-year allocation inputs; displayed values and growth are calculated: Describes separate screening rooms and established remote hold-baggage review at larger airports; supports the cohort-maturity premise, not a numerical global share. ([casra.ch](https://casra.ch/wp-content/uploads/2021/xx.xx/Kuhn-2017.-Centralised-image-processing.pdf))
- Evidence informing base-year allocation inputs; displayed values and growth are calculated: Describes combined checkpoint and remote-room arrangements, establishing a mixed-location commercial configuration without measuring its prevalence or price. ([casra.ch](https://casra.ch/wp-content/uploads/2021/xx.xx/Kuhn-2017.-Centralised-image-processing.pdf))
- Evidence informing forecast-year allocation inputs; displayed values and growth are calculated: Describes combined checkpoint and remote-room arrangements, establishing a mixed-location commercial configuration without measuring its prevalence or price. ([casra.ch](https://casra.ch/wp-content/uploads/2021/xx.xx/Kuhn-2017.-Centralised-image-processing.pdf))

68. Annual Report 2024 - CATSA's Operating Environment

- Evidence informing base-year allocation inputs; displayed values and growth are calculated: Reports xx.xx CATSA Plus lines and more than xx.xx% passenger coverage in 2023/xx.xx providing the historical comparison rather than a global location allocation. ([catsa-acsta.gc.ca](https://www.catsa-acsta.gc.ca/en/publications/catsa-s-operating-environment))
- Evidence informing forecast-year allocation inputs; displayed values and growth are calculated: Reports xx.xx CATSA Plus lines and more than xx.xx% passenger coverage in 2023/xx.xx providing the historical comparison rather than a global location allocation. ([catsa-acsta.gc.ca](https://www.catsa-acsta.gc.ca/en/publications/catsa-s-operating-environment))
- Evidence informing base-year allocation inputs; displayed values and growth are calculated: Together with the subsequent annual report, supports a seven-line deployment increase without a corresponding increase in reported passenger coverage. ([catsa-acsta.gc.ca](https://www.catsa-acsta.gc.ca/en/publications/catsa-s-operating-environment))
- Evidence informing forecast-year allocation inputs; displayed values and growth are calculated: Together with the subsequent annual report, supports a seven-line deployment increase without a corresponding increase in reported passenger coverage. ([catsa-acsta.gc.ca](https://www.catsa-acsta.gc.ca/en/publications/catsa-s-operating-environment))
- Evidence informing base-year allocation inputs; displayed values and growth are calculated: Provides a historical network-enabled deployment anchor, while leaving the physical mixed-location contract share unmeasured. ([catsa-acsta.gc.ca](https://www.catsa-acsta.gc.ca/en/publications/catsa-s-operating-environment))
- Evidence informing forecast-year allocation inputs; displayed values and growth are calculated: Provides a historical network-enabled deployment anchor, while leaving the physical mixed-location contract share unmeasured. ([catsa-acsta.gc.ca](https://www.catsa-acsta.gc.ca/en/publications/catsa-s-operating-environment))

69. L22020-T-TG Upgrades to the Passenger Search Area, body scanners, EDS C3 cabin baggage screening - Contract Award Notice

- Evidence informing base-year allocation inputs; displayed values and growth are calculated: The January xx.xx 2023 Luton award expressly includes construction of a remote screening room at the airport terminal, supporting separate-room commercial procurement. Its broader scope is not treated as baggage-only annual revenue. ([find-tender.service.gov.uk](https://www.find-tender.service.gov.uk/Notice/xx.xx-2023))
- Evidence informing forecast-year allocation inputs; displayed values and growth are calculated: The January xx.xx 2023 Luton award expressly includes construction of a remote screening room at the airport terminal, supporting separate-room commercial procurement. Its broader scope is not treated as baggage-only annual revenue. ([find-tender.service.gov.uk](https://www.find-tender.service.gov.uk/Notice/xx.xx-2023))

70. Greater Orlando Aviation Authority - Minutes of the February 19, 2025 Meeting

- Evidence informing base-year allocation inputs; displayed values and growth are calculated: Authorizes up to USD xx.xx for baggage-system and Remote Screening Facility network/server separation. Half this ceiling is an explicitly assumed deployment-cost comparator, not observed off-site receipts. ([assets.ctfassets.net](https://assets.ctfassets.net/qiecpoxp4bka/6BCjKImOwJmeZxqtGVdpYR/1e2d759a2c44b5b6d71193cb9927ec75/2025-xx.xx-19_Board_Minutes.pdf))
- Evidence informing forecast-year allocation inputs; displayed values and growth are calculated: Authorizes up to USD xx.xx for baggage-system and Remote Screening Facility network/server separation. Half this ceiling is an explicitly assumed deployment-cost comparator, not observed off-site receipts. ([assets.ctfassets.net](https://assets.ctfassets.net/qiecpoxp4bka/6BCjKImOwJmeZxqtGVdpYR/1e2d759a2c44b5b6d71193cb9927ec75/2025-xx.xx-19_Board_Minutes.pdf))
- Evidence informing base-year allocation inputs; displayed values and growth are calculated: Provides the commercial networking-cost anchor for the modeled transfer from existing on-site pools, avoiding additional market value or duplicate host-equipment attribution. ([assets.ctfassets.net](https://assets.ctfassets.net/qiecpoxp4bka/6BCjKImOwJmeZxqtGVdpYR/1e2d759a2c44b5b6d71193cb9927ec75/2025-xx.xx-19_Board_Minutes.pdf))
- Evidence informing forecast-year allocation inputs; displayed values and growth are calculated: Provides the commercial networking-cost anchor for the modeled transfer from existing on-site pools, avoiding additional market value or duplicate host-equipment attribution. ([assets.ctfassets.net](https://assets.ctfassets.net/qiecpoxp4bka/6BCjKImOwJmeZxqtGVdpYR/1e2d759a2c44b5b6d71193cb9927ec75/2025-xx.xx-19_Board_Minutes.pdf))

71. American and U.S. Customs and Border Protection pilot innovative baggage screening initiative

- Evidence informing base-year allocation inputs; displayed values and growth are calculated: American's April xx.xx 2025 announcement identifies a daily Sydney-Los Angeles IRBS pilot and unchanged screening requirements. It anchors one sampled connection and an assumed partial-year licensing period, not disclosed revenue. ([s202.q4cdn.com](https://s202.q4cdn.com/xx.xx/files/doc_news/American-and-US-Customs-and-Border-Protection-pilot-innovative-baggage-screening-initiative-OPS-OTH-xx.xx-2025.pdf))
- Evidence informing forecast-year allocation inputs; displayed values and growth are calculated: American's April xx.xx 2025 announcement identifies a daily Sydney-Los Angeles IRBS pilot and unchanged screening requirements. It anchors one sampled connection and an assumed partial-year licensing period, not disclosed revenue. ([s202.q4cdn.com](https://s202.q4cdn.com/xx.xx/files/doc_news/American-and-US-Customs-and-Border-Protection-pilot-innovative-baggage-screening-initiative-OPS-OTH-xx.xx-2025.pdf))

72. 델타항공-대한항공, 인천발 애틀랜타 노선 대상 위탁수하물 원격 검색 방식 신규 도입

- Evidence informing base-year allocation inputs; displayed values and growth are calculated: The August xx.xx 2025 announcement identifies the Incheon-Atlanta IRBS arrangement, anchoring a second sampled connection and a partial-year commercial-activity assumption without establishing contract value. ([news.delta.com](https://news.delta.com/delta-and-koreanair-launch-remote-baggage-screening-on-icn-atl-KR))
- Evidence informing forecast-year allocation inputs; displayed values and growth are calculated: The August xx.xx 2025 announcement identifies the Incheon-Atlanta IRBS arrangement, anchoring a second sampled connection and a partial-year commercial-activity assumption without establishing contract value. ([news.delta.com](https://news.delta.com/delta-and-koreanair-launch-remote-baggage-screening-on-icn-atl-KR))

73. United Launches CBP's International Remote Baggage Screening on Select International Flights

· Evidence informing base-year allocation inputs; displayed values and growth are calculated: United's September xx.xx 2025 announcement identifies daily Sydney-San Francisco service and named technology partners, anchoring a third sampled connection. It reports no attributable software or integration receipts. ([united.mediaroom.com](https://united.mediaroom.com/2025-xx.xx-xx.xx-United-Launches-CBPs-International-Remote-Baggage-Screening-on-Select-International-Flights))

· Evidence informing forecast-year allocation inputs; displayed values and growth are calculated: United's September xx.xx 2025 announcement identifies daily Sydney-San Francisco service and named technology partners, anchoring a third sampled connection. It reports no attributable software or integration receipts. ([united.mediaroom.com](https://united.mediaroom.com/2025-xx.xx-xx.xx-United-Launches-CBPs-International-Remote-Baggage-Screening-on-Select-International-Flights))

74. Airline Passengers Face Fewer Bag Checkpoints, Thanks to PNNL, Partners

· Evidence informing forecast-year allocation inputs; displayed values and growth are calculated: The August xx.xx 2026 laboratory release describes implementation on additional routes, including Seoul arrivals at Minneapolis-St. Paul and Detroit. This supports expansion direction, not the forecast connection count, realization or global share. ([pnnl.gov](https://www.pnnl.gov/news-media/airline-passengers-face-fewer-bag-checkpoints-thanks-pnnl-partners))

75. TSA awards $781.2 million to procure additional CT X-Ray scanners for airport checkpoints

· Evidence informing base-year allocation inputs; displayed values and growth are calculated: The March xx.xx 2022 announcement identifies up to USD xx.xx for procurement and maintenance of up to xx.xx systems from an OEM. This is a historical procurement-scale anchor, not annual 2025 direct-channel revenue. ([content.govdelivery.com](https://content.govdelivery.com/accounts/USDHSTSA/bulletins/30f6e5f))

· Evidence informing base-year allocation inputs; displayed values and growth are calculated: The award includes full-size automated lanes, cautioning against assigning all automation value to non-OEM integration primes; exact contractual-role attribution is not disclosed. ([content.govdelivery.com](https://content.govdelivery.com/accounts/USDHSTSA/bulletins/30f6e5f))

76. OSI Systems, Inc. - Form 10-K for the fiscal year ended June 30, 2026

· Evidence informing base-year allocation inputs; displayed values and growth are calculated: The filing describes regional direct security-product sales and direct maintenance relationships. Its broader security scope supports route coexistence, not baggage-only sales weights. ([sec.gov](https://www.sec.gov/Archives/edgar/data/xx.xx/xx.xx/osis-20260630x10k.htm))

· Evidence informing forecast-year allocation inputs; displayed values and growth are calculated: The filing describes regional direct security-product sales and direct maintenance relationships. Its broader security scope supports route coexistence, not baggage-only sales weights. ([sec.gov](https://www.sec.gov/Archives/edgar/data/xx.xx/xx.xx/osis-20260630x10k.htm))

· Evidence informing base-year allocation inputs; displayed values and growth are calculated: The company identifies a global independent-distributor network, supporting a continuing indirect route without quantifying its value share. ([sec.gov](https://www.sec.gov/Archives/edgar/data/xx.xx/xx.xx/osis-20260630x10k.htm))

· Evidence informing forecast-year allocation inputs; displayed values and growth are calculated: The company identifies a global independent-distributor network, supporting a continuing indirect route without quantifying its value share. ([sec.gov](https://www.sec.gov/Archives/edgar/data/xx.xx/xx.xx/osis-20260630x10k.htm))

· Evidence informing base-year allocation inputs; displayed values and growth are calculated: Authorized service providers are identified separately from distributors, supporting distinct technical-service attribution and access limitations. ([sec.gov](https://www.sec.gov/Archives/edgar/data/xx.xx/xx.xx/osis-20260630x10k.htm))

· Evidence informing forecast-year allocation inputs; displayed values and growth are calculated: Authorized service providers are identified separately from distributors, supporting distinct technical-service attribution and access limitations. ([sec.gov](https://www.sec.gov/Archives/edgar/data/xx.xx/xx.xx/osis-20260630x10k.htm))

77. SriLankan Airlines - Invitation for Supply, Installation, Commissioning and Maintenance of Dual View Heavy and Medium X-Ray Machines, Reference 202130407

    · Evidence informing base-year allocation inputs; displayed values and growth are calculated: The 2021 purchaser invitation permits an OEM or authorized OEM agent and requires authorization for the latter. It establishes equipment-channel eligibility, not an award or software-resale right. ([srilankan.com](https://www.srilankan.com/download/tender/TN-Invitationforsubmiss-xx.xx.pdf))

78. JFK Millennium Partners Selects K2 to Deliver State-of-the-Art Security Screening Checkpoint at new JFK Terminal 6

    · Evidence informing base-year allocation inputs; displayed values and growth are calculated: The March xx.xx 2025 appointment assigns procurement and deployment coordination across multiple technology suppliers at a future ten-gate terminal. It supports integration-prime participation and a forecast mechanism, not a disclosed share or completed 2025 revenue. ([portauthoritybuilds.com](https://www.portauthoritybuilds.com/redevelopment/us/en/jfk/planned-projects/terminal-xx.xx/news/jfk-millennium-partners-selects-k2-to-deliver-state-of-the-art-s.html))

    · Evidence informing forecast-year allocation inputs; displayed values and growth are calculated: The March xx.xx 2025 appointment assigns procurement and deployment coordination across multiple technology suppliers at a future ten-gate terminal. It supports integration-prime participation and a forecast mechanism, not a disclosed share or completed 2025 revenue. ([portauthoritybuilds.com](https://www.portauthoritybuilds.com/redevelopment/us/en/jfk/planned-projects/terminal-xx.xx/news/jfk-millennium-partners-selects-k2-to-deliver-state-of-the-art-s.html))

    · Evidence informing base-year allocation inputs; displayed values and growth are calculated: The March xx.xx 2025 appointment covers baggage CT and automated bin-return equipment for a future xx.xx-gate terminal, with phased opening planned for 2026-2028. It establishes new-installation activity, not attributable 2025 receipts; wider airport investment and person-only technologies are excluded.

    · Evidence informing forecast-year allocation inputs; displayed values and growth are calculated: The March xx.xx 2025 appointment covers baggage CT and automated bin-return equipment for a future xx.xx-gate terminal, with phased opening planned for 2026-2028. It establishes new-installation activity, not attributable 2025 receipts; wider airport investment and person-only technologies are excluded.

79. CATSA Corporate Plan 2024-25 to 2028-29 Summary - Key Corporate Risks

    · Evidence informing base-year allocation inputs; displayed values and growth are calculated: The authority reports transferring maintenance of most screening equipment to KPrime in 2023/xx.xx. This establishes a separately contracted maintenance relationship, without a baggage-only payment split. ([catsa-acsta.gc.ca](https://www.catsa-acsta.gc.ca/en/publications/key-corporate-risks))

80. Leidos wins TSA logistics contract

    · Evidence informing base-year allocation inputs; displayed values and growth are calculated: The January xx.xx 2025 announcement describes an eight-year, USD xx.xx maximum sustainment contract covering xx.xx equipment units at over xx.xx locations with manufacturer coordination. Annualization and baggage/third-party attribution in the model are explicit assumptions. ([leidos.com](https://www.leidos.com/insights/leidos-wins-tsa-logistics-contract))

    · Evidence informing forecast-year allocation inputs; displayed values and growth are calculated: The January xx.xx 2025 announcement describes an eight-year, USD xx.xx maximum sustainment contract covering xx.xx equipment units at over xx.xx locations with manufacturer coordination. Annualization and baggage/third-party attribution in the model are explicit assumptions. ([leidos.com](https://www.leidos.com/insights/leidos-wins-tsa-logistics-contract))

81. Checkpoint Transformation: Malta International Airport Streamlines Passenger Flow with Smiths Detection
    - Evidence informing base-year allocation inputs; displayed values and growth are calculated: Seven conventional automated lanes were replaced by six CT-equipped lanes, with final commissioning in January 2025. This is a counterexample to equating capacity improvement with net additional equipment.
    - Evidence informing forecast-year allocation inputs; displayed values and growth are calculated: Seven conventional automated lanes were replaced by six CT-equipped lanes, with final commissioning in January 2025. This is a counterexample to equating capacity improvement with net additional equipment.
    - Evidence informing base-year allocation inputs; displayed values and growth are calculated: The complete checkpoint replacement illustrates why an offering described commercially as an upgrade can belong to System Replacement. The seven-year service commitment is not counted wholly as installation-year revenue.
    - Evidence informing forecast-year allocation inputs; displayed values and growth are calculated: The complete checkpoint replacement illustrates why an offering described commercially as an upgrade can belong to System Replacement. The seven-year service commitment is not counted wholly as installation-year revenue.
82. iCMORE - Smiths Detection
    - Evidence informing forecast-year allocation inputs; displayed values and growth are calculated: The current commercial offering describes a software-upgrade path while qualifying additional hardware requirements by machine type and age. This constrains forecast eligibility assumptions; product availability does not measure adoption or revenue.

18.13. South Korea

Table 612. South Korea Airport Baggage Screening Systems Market Size, 2017-2040 (USD Million)

Country	2017	2024	2025	2026	2027	2032	2040	CAGR (%)
South Korea	**xx.xx**	**xx.xx**	**xx.xx**	**xx.xx**	**xx.xx**	**xx.xx**	**xx.xx**	**xx.xx**

Table 613. South Korea Airport Baggage Screening Systems Market Size, by Offering, 2017-2040 (USD Million)

Offering	2017	2024	2025	2026	2027	2032	2040	CAGR (%)
Detection Equipment	xx.xx	xx.xx	xx.xx	xx.xx	xx.xx	xx.xx	xx.xx	xx.xx
Replacement Parts and Consumables	xx.xx	xx.xx	xx.xx	xx.xx	xx.xx	xx.xx	xx.xx	xx.xx
Screening Automation Equipment	xx.xx	xx.xx	xx.xx	xx.xx	xx.xx	xx.xx	xx.xx	xx.xx
Screening Software	xx.xx	xx.xx	xx.xx	xx.xx	xx.xx	xx.xx	xx.xx	xx.xx
System Services	xx.xx	xx.xx	xx.xx	xx.xx	xx.xx	xx.xx	xx.xx	xx.xx
Total	**xx.xx**	**xx.xx**	**xx.xx**	**xx.xx**	**xx.xx**	**xx.xx**	**xx.xx**	**xx.xx**

Table 614. South Korea Airport Baggage Screening Systems Market Size, by Detection Equipment, 2017-2040 (USD Million)

Detection Equipment	2017	2024	2025	2026	2027	2032	2040	CAGR (%)
Baggage Inspection Systems	xx.xx	xx.xx	xx.xx	xx.xx	xx.xx	xx.xx	xx.xx	xx.xx
Explosive Trace Detectors	xx.xx	xx.xx	xx.xx	xx.xx	xx.xx	xx.xx	xx.xx	xx.xx
Liquid and Bulk Material Analyzers	xx.xx	xx.xx	xx.xx	xx.xx	xx.xx	xx.xx	xx.xx	xx.xx
Total	**xx.xx**	**xx.xx**	**xx.xx**	**xx.xx**	**xx.xx**	**xx.xx**	**xx.xx**	**xx.xx**

Table 615. South Korea Airport Baggage Screening Systems Market Size, by System Services, 2017-2040 (USD Million)

System Services	2017	2024	2025	2026	2027	2032	2040	CAGR (%)
Equipment Training Services	xx.xx	xx.xx	xx.xx	xx.xx	xx.xx	xx.xx	xx.xx	xx.xx
Installation, Integration, and Commissioning Services	xx.xx	xx.xx	xx.xx	xx.xx	xx.xx	xx.xx	xx.xx	xx.xx
Maintenance, Repair, and Technical Support	xx.xx	xx.xx	xx.xx	xx.xx	xx.xx	xx.xx	xx.xx	xx.xx
Planning and Engineering Services	xx.xx	xx.xx	xx.xx	xx.xx	xx.xx	xx.xx	xx.xx	xx.xx
Total	**xx.xx**	**xx.xx**	**xx.xx**	**xx.xx**	**xx.xx**	**xx.xx**	**xx.xx**	**xx.xx**

Table 616. South Korea Airport Baggage Screening Systems Market Size, by Replacement Parts and Consumables, 2017-2040 (USD Million)

Replacement Parts and Consumables	2017	2024	2025	2026	2027	2032	2040	CAGR (%)
Detection Consumables	xx.xx	xx.xx	xx.xx	xx.xx	xx.xx	xx.xx	xx.xx	xx.xx
Replacement Parts and Upgrade Kits	xx.xx	xx.xx	xx.xx	xx.xx	xx.xx	xx.xx	xx.xx	xx.xx
Total	**xx.xx**	**xx.xx**	**xx.xx**	**xx.xx**	**xx.xx**	**xx.xx**	**xx.xx**	**xx.xx**

Table 617. South Korea Airport Baggage Screening Systems Market Size, by Screening Automation Equipment, 2017-2040 (USD Million)

Screening Automation Equipment	2017	2024	2025	2026	2027	2032	2040	CAGR (%)
Screening Conveyors and Sortation Equipment	xx.xx	xx.xx	xx.xx	xx.xx	xx.xx	xx.xx	xx.xx	xx.xx
Screening Lanes and Tray-Return Systems	xx.xx	xx.xx	xx.xx	xx.xx	xx.xx	xx.xx	xx.xx	xx.xx
Total	**xx.xx**	**xx.xx**	**xx.xx**	**xx.xx**	**xx.xx**	**xx.xx**	**xx.xx**	**xx.xx**

Table 618. South Korea Airport Baggage Screening Systems Market Size, by Screening Software, 2017-2040 (USD Million)

Screening Software	2017	2024	2025	2026	2027	2032	2040	CAGR (%)
Automated Threat Detection Software	xx.xx	xx.xx	xx.xx	xx.xx	xx.xx	xx.xx	xx.xx	xx.xx
Image Review and Management Software	xx.xx	xx.xx	xx.xx	xx.xx	xx.xx	xx.xx	xx.xx	xx.xx
Screener Training and Quality Assurance Software	xx.xx	xx.xx	xx.xx	xx.xx	xx.xx	xx.xx	xx.xx	xx.xx
Screening Connectivity and Fleet Management Software	xx.xx	xx.xx	xx.xx	xx.xx	xx.xx	xx.xx	xx.xx	xx.xx
Total	**xx.xx**	**xx.xx**	**xx.xx**	**xx.xx**	**xx.xx**	**xx.xx**	**xx.xx**	**xx.xx**

Table 619. South Korea Airport Baggage Screening Systems Market Size, by Detection Platform, 2017-2040 (USD Million)

Detection Platform	2017	2024	2025	2026	2027	2032	2040	CAGR (%)
Chemiluminescence Detection	xx.xx	xx.xx	xx.xx	xx.xx	xx.xx	xx.xx	xx.xx	xx.xx
Dielectric and Microwave Analysis	xx.xx	xx.xx	xx.xx	xx.xx	xx.xx	xx.xx	xx.xx	xx.xx
Fluorescence Detection	xx.xx	xx.xx	xx.xx	xx.xx	xx.xx	xx.xx	xx.xx	xx.xx
Integrated Multimodal Detection	xx.xx	xx.xx	xx.xx	xx.xx	xx.xx	xx.xx	xx.xx	xx.xx
Ion Mobility Spectrometry	xx.xx	xx.xx	xx.xx	xx.xx	xx.xx	xx.xx	xx.xx	xx.xx
Magnetic Resonance	xx.xx	xx.xx	xx.xx	xx.xx	xx.xx	xx.xx	xx.xx	xx.xx
Mass Spectrometry	xx.xx	xx.xx	xx.xx	xx.xx	xx.xx	xx.xx	xx.xx	xx.xx
Projection X-Ray Imaging	xx.xx	xx.xx	xx.xx	xx.xx	xx.xx	xx.xx	xx.xx	xx.xx
Raman Spectroscopy	xx.xx	xx.xx	xx.xx	xx.xx	xx.xx	xx.xx	xx.xx	xx.xx
Thermo-Redox Detection	xx.xx	xx.xx	xx.xx	xx.xx	xx.xx	xx.xx	xx.xx	xx.xx
X-Ray Computed Tomography	xx.xx	xx.xx	xx.xx	xx.xx	xx.xx	xx.xx	xx.xx	xx.xx
X-Ray Diffraction	xx.xx	xx.xx	xx.xx	xx.xx	xx.xx	xx.xx	xx.xx	xx.xx
Others	xx.xx	xx.xx	xx.xx	xx.xx	xx.xx	xx.xx	xx.xx	xx.xx
Total	**xx.xx**	**xx.xx**	**xx.xx**	**xx.xx**	**xx.xx**	**xx.xx**	**xx.xx**	**xx.xx**

Table 620. South Korea Airport Baggage Screening Systems Market Size, by Projection X-Ray Imaging, 2017-2040 (USD Million)

Projection X-Ray Imaging	2017	2024	2025	2026	2027	2032	2040	CAGR (%)
Multiview X-Ray Imaging	xx.xx	xx.xx	xx.xx	xx.xx	xx.xx	xx.xx	xx.xx	xx.xx
Single-View X-Ray Imaging	xx.xx	xx.xx	xx.xx	xx.xx	xx.xx	xx.xx	xx.xx	xx.xx
Total	**xx.xx**	**xx.xx**	**xx.xx**	**xx.xx**	**xx.xx**	**xx.xx**	**xx.xx**	**xx.xx**

Table 621. South Korea Airport Baggage Screening Systems Market Size, by Interoperability Architecture, 2017-2040 (USD Million)

Interoperability Architecture	2017	2024	2025	2026	2027	2032	2040	CAGR (%)
Closed Proprietary Architecture	xx.xx	xx.xx	xx.xx	xx.xx	xx.xx	xx.xx	xx.xx	xx.xx
Open Standards-Based Interoperability	xx.xx	xx.xx	xx.xx	xx.xx	xx.xx	xx.xx	xx.xx	xx.xx
Vendor-Specific Integration	xx.xx	xx.xx	xx.xx	xx.xx	xx.xx	xx.xx	xx.xx	xx.xx
Total	**xx.xx**	**xx.xx**	**xx.xx**	**xx.xx**	**xx.xx**	**xx.xx**	**xx.xx**	**xx.xx**

Table 622. South Korea Airport Baggage Screening Systems Market Size, by Screening Application, 2017-2040 (USD Million)

Screening Application	2017	2024	2025	2026	2027	2032	2040	CAGR (%)
Customs and Border Baggage Inspection	xx.xx	xx.xx	xx.xx	xx.xx	xx.xx	xx.xx	xx.xx	xx.xx
Non-Passenger Property Screening	xx.xx	xx.xx	xx.xx	xx.xx	xx.xx	xx.xx	xx.xx	xx.xx
Passenger Cabin Baggage Screening	xx.xx	xx.xx	xx.xx	xx.xx	xx.xx	xx.xx	xx.xx	xx.xx
Passenger Checked Baggage Screening	xx.xx	xx.xx	xx.xx	xx.xx	xx.xx	xx.xx	xx.xx	xx.xx
Terminal-Entrance Baggage Screening	xx.xx	xx.xx	xx.xx	xx.xx	xx.xx	xx.xx	xx.xx	xx.xx
Total	**xx.xx**	**xx.xx**	**xx.xx**	**xx.xx**	**xx.xx**	**xx.xx**	**xx.xx**	**xx.xx**

Table 623. South Korea Airport Baggage Screening Systems Market Size, by Purchasing Organization, 2017-2040 (USD Million)

Purchasing Organization	2017	2024	2025	2026	2027	2032	2040	CAGR (%)
Airlines	xx.xx	xx.xx	xx.xx	xx.xx	xx.xx	xx.xx	xx.xx	xx.xx
Airport and Terminal Operators	xx.xx	xx.xx	xx.xx	xx.xx	xx.xx	xx.xx	xx.xx	xx.xx
Contract Screening Operators	xx.xx	xx.xx	xx.xx	xx.xx	xx.xx	xx.xx	xx.xx	xx.xx
Customs and Border Authorities	xx.xx	xx.xx	xx.xx	xx.xx	xx.xx	xx.xx	xx.xx	xx.xx
Public Aviation Security Agencies	xx.xx	xx.xx	xx.xx	xx.xx	xx.xx	xx.xx	xx.xx	xx.xx
Total	**xx.xx**	**xx.xx**	**xx.xx**	**xx.xx**	**xx.xx**	**xx.xx**	**xx.xx**	**xx.xx**

Table 624. South Korea Airport Baggage Screening Systems Market Size, by System Integration, 2017-2040 (USD Million)

System Integration	2017	2024	2025	2026	2027	2032	2040	CAGR (%)
Baggage Handling-Integrated Systems	xx.xx	xx.xx	xx.xx	xx.xx	xx.xx	xx.xx	xx.xx	xx.xx
Checkpoint Lane-Integrated Systems	xx.xx	xx.xx	xx.xx	xx.xx	xx.xx	xx.xx	xx.xx	xx.xx
Standalone Screening Systems	xx.xx	xx.xx	xx.xx	xx.xx	xx.xx	xx.xx	xx.xx	xx.xx
Total	**xx.xx**	**xx.xx**	**xx.xx**	**xx.xx**	**xx.xx**	**xx.xx**	**xx.xx**	**xx.xx**

Table 625. South Korea Airport Baggage Screening Systems Market Size, by Image Review Location, 2017-2040 (USD Million)

Image Review Location	2017	2024	2025	2026	2027	2032	2040	CAGR (%)
Hybrid Image Review	xx.xx	xx.xx	xx.xx	xx.xx	xx.xx	xx.xx	xx.xx	xx.xx
Local Image Review	xx.xx	xx.xx	xx.xx	xx.xx	xx.xx	xx.xx	xx.xx	xx.xx
Off-Site Remote Image Review	xx.xx	xx.xx	xx.xx	xx.xx	xx.xx	xx.xx	xx.xx	xx.xx
On-Site Remote Image Review	xx.xx	xx.xx	xx.xx	xx.xx	xx.xx	xx.xx	xx.xx	xx.xx
Others	xx.xx	xx.xx	xx.xx	xx.xx	xx.xx	xx.xx	xx.xx	xx.xx
Total	**xx.xx**	**xx.xx**	**xx.xx**	**xx.xx**	**xx.xx**	**xx.xx**	**xx.xx**	**xx.xx**

Table 626. South Korea Airport Baggage Screening Systems Market Size, by Procurement Channel, 2017-2040 (USD Million)

Procurement Channel	2017	2024	2025	2026	2027	2032	2040	CAGR (%)
Direct Technology Suppliers	xx.xx	xx.xx	xx.xx	xx.xx	xx.xx	xx.xx	xx.xx	xx.xx
Distributors and Resellers	xx.xx	xx.xx	xx.xx	xx.xx	xx.xx	xx.xx	xx.xx	xx.xx
Independent Technical Service Providers	xx.xx	xx.xx	xx.xx	xx.xx	xx.xx	xx.xx	xx.xx	xx.xx
Systems Integration Primes	xx.xx	xx.xx	xx.xx	xx.xx	xx.xx	xx.xx	xx.xx	xx.xx
Total	**xx.xx**	**xx.xx**	**xx.xx**	**xx.xx**	**xx.xx**	**xx.xx**	**xx.xx**	**xx.xx**

Table 627. South Korea Airport Baggage Screening Systems Market Size, by Investment Purpose, 2017-2040 (USD Million)

Investment Purpose	2017	2024	2025	2026	2027	2032	2040	CAGR (%)
New Installations and Capacity Expansion	xx.xx	xx.xx	xx.xx	xx.xx	xx.xx	xx.xx	xx.xx	xx.xx
Retrofits and Upgrades	xx.xx	xx.xx	xx.xx	xx.xx	xx.xx	xx.xx	xx.xx	xx.xx
System Replacement	xx.xx	xx.xx	xx.xx	xx.xx	xx.xx	xx.xx	xx.xx	xx.xx
Others	xx.xx	xx.xx	xx.xx	xx.xx	xx.xx	xx.xx	xx.xx	xx.xx
Total	**xx.xx**	**xx.xx**	**xx.xx**	**xx.xx**	**xx.xx**	**xx.xx**	**xx.xx**	**xx.xx**

Sources & Evidence

1. House Report 119-173 - Department of Homeland Security Appropriations Bill, 2026

   · Evidence informing the 2030 market-value input; displayed series and growth include calculations: The aging installed fleet supports replacement demand, but does not establish the forecast's realization dates or annual purchasing rate. ([govinfo.gov](https://www.govinfo.gov/content/pkg/CRPT-119hrpt173/html/CRPT-119hrpt173.htm))

   · Evidence informing forecast-year allocation inputs; displayed values and growth are calculated: The report identifies xx.xx end-of-life systems within a xx.xx-system checked-baggage fleet. This constrains renewal exposure, not realized annual purchasing or a verified global replacement deadline.

   · Evidence informing base-year allocation inputs; displayed values and growth are calculated: Reports a TSA checked-baggage fleet of xx.xx EDS, including xx.xx at end-of-life, and assigns purchase, installation and maintenance responsibilities to TSA. Supports agency fleet calibration and renewal pressure, not the assumed forecast uplift.

   · Evidence informing forecast-year allocation inputs; displayed values and growth are calculated: Reports a TSA checked-baggage fleet of xx.xx EDS, including xx.xx at end-of-life, and assigns purchase, installation and maintenance responsibilities to TSA. Supports agency fleet calibration and renewal pressure, not the assumed forecast uplift.

   · Evidence informing forecast-year allocation inputs; displayed values and growth are calculated: The report identifies xx.xx end-of-life EDS within a xx.xx-unit U.S. checked-baggage fleet, citing the FY2024 capital plan. The derived xx.xx% backlog constrains the aging-fleet premise, but is neither an annual turnover rate nor a funded global replacement forecast.

2. GAO-24-106573 - DHS Annual Assessment: Most Programs Are Meeting Current Goals, but Some Continue to Face Cost and Schedule Challenges

- Evidence informing the 2026 market-value input; displayed series and growth include calculations: Reports plans for xx.xx checkpoint systems and xx.xx increment-one deployments by September 2023; supports an incomplete replacement cycle rather than universal CT adoption. ([gao.gov](https://www.gao.gov/assets/gao-xx.xx-xx.xx.pdf))
- Evidence informing base-year allocation inputs; displayed values and growth are calculated: Reports xx.xx AT/CT, xx.xx base, xx.xx mid-size and xx.xx full-size deployments by September 2023; supplies configuration proxies and an incomplete-renewal constraint, not contractual architecture shares. ([gao.gov](https://www.gao.gov/assets/gao-xx.xx-xx.xx.pdf))
- Evidence informing forecast-year allocation inputs; displayed values and growth are calculated: Reports xx.xx AT/CT, xx.xx base, xx.xx mid-size and xx.xx full-size deployments by September 2023; supplies configuration proxies and an incomplete-renewal constraint, not contractual architecture shares. ([gao.gov](https://www.gao.gov/assets/gao-xx.xx-xx.xx.pdf))
- Evidence informing base-year allocation inputs; displayed values and growth are calculated: The deployed configuration mix underlies the xx.xx/xx.xx newer-cohort and xx.xx/xx.xx older-cohort proxy calculations; global and contractual attribution remain modeled. ([gao.gov](https://www.gao.gov/assets/gao-xx.xx-xx.xx.pdf))
- Evidence informing forecast-year allocation inputs; displayed values and growth are calculated: The deployed configuration mix underlies the xx.xx/xx.xx newer-cohort and xx.xx/xx.xx older-cohort proxy calculations; global and contractual attribution remain modeled. ([gao.gov](https://www.gao.gov/assets/gao-xx.xx-xx.xx.pdf))
- Evidence informing base-year allocation inputs; displayed values and growth are calculated: The assessment records xx.xx checkpoint systems deployed by September 2023 against an eventual xx.xx-system program. This supports an incomplete replacement cycle and qualifies any assumption of universal CT adoption.
- Evidence informing forecast-year allocation inputs; displayed values and growth are calculated: The assessment records xx.xx checkpoint systems deployed by September 2023 against an eventual xx.xx-system program. This supports an incomplete replacement cycle and qualifies any assumption of universal CT adoption.
- Evidence informing base-year allocation inputs; displayed values and growth are calculated: Reports a September 2023 U.S. CT cohort containing xx.xx AT/CT and xx.xx base systems, providing counterevidence to assigning all CT activity automatically to integrated lanes.
- Evidence informing forecast-year allocation inputs; displayed values and growth are calculated: Reports a September 2023 U.S. CT cohort containing xx.xx AT/CT and xx.xx base systems, providing counterevidence to assigning all CT activity automatically to integrated lanes.
- Evidence informing base-year allocation inputs; displayed values and growth are calculated: Reports xx.xx mid-size and xx.xx full-size systems within xx.xx deployed CT systems; supports differentiated configuration assumptions rather than treating technology adoption as an integration-share observation.
- Evidence informing forecast-year allocation inputs; displayed values and growth are calculated: Reports xx.xx mid-size and xx.xx full-size systems within xx.xx deployed CT systems; supports differentiated configuration assumptions rather than treating technology adoption as an integration-share observation.
- Evidence informing base-year allocation inputs; displayed values and growth are calculated: The 2024 assessment records xx.xx checkpoint deployments as of September 2023 against xx.xx planned systems replacing aging equipment. It supports staged renewal, but does not establish current deployment completion or the modeled 2032 share.
- Evidence informing forecast-year allocation inputs; displayed values and growth are calculated: The 2024 assessment records xx.xx checkpoint deployments as of September 2023 against xx.xx planned systems replacing aging equipment. It supports staged renewal, but does not establish current deployment completion or the modeled 2032 share.
- Evidence informing forecast-year allocation inputs; displayed values and growth are calculated: The program separately anticipates enhancements to fielded systems, supporting a retained-equipment commercial pathway without supplying an attributable upgrade-revenue split.

3. Global Airport Passenger Traffic Reaches Record 9.8 Billion in 2025, Airports Council International World reports

   · Evidence informing the 2026 market-value input; displayed series and growth include calculations: Reports cooling passenger-growth momentum in 2026, supporting moderation of traffic-driven equipment expansion despite continuing replacement demand.
   ([aci.aero](https://aci.aero/2026/xx.xx/xx.xx/global-airport-passenger-traffic-reaches-record-xx.xx-xx.xx-billion-in-2025-airports-council-international-world-reports/))

4. Smiths Group PLC - Full Year Results for the 12 Months Ended 31 July 2025

- Evidence informing the 2024 market-value input; displayed series and growth include calculations: Discloses aviation original-equipment revenue of xx.xx and aftermarket revenue of xx.xx for FY2024; supplies historical cycle proxies. ([www-live.smiths.com](https://www-live.smiths.com/media/snqpxwkd/smiths-group-plc-annual-results-2025-press-release.pdf))
- Evidence informing the 2027 market-value input; displayed series and growth include calculations: Reports approximately xx.xx cumulative CTiX sales and continuing aviation upgrade demand; supports replacement activity, not an observed global forecast. ([www-live.smiths.com](https://www-live.smiths.com/media/snqpxwkd/smiths-group-plc-annual-results-2025-press-release.pdf))
- Evidence informing base-year allocation inputs; displayed values and growth are calculated: FY2025 aviation original-equipment revenue of GBP xx.xx provides an independent equipment-activity scale check, not a global category share. ([www-live.smiths.com](https://www-live.smiths.com/media/snqpxwkd/smiths-group-plc-annual-results-2025-press-release.pdf))
- Evidence informing forecast-year allocation inputs; displayed values and growth are calculated: FY2025 aviation original-equipment revenue of GBP xx.xx provides an independent equipment-activity scale check, not a global category share. ([www-live.smiths.com](https://www-live.smiths.com/media/snqpxwkd/smiths-group-plc-annual-results-2025-press-release.pdf))
- Evidence informing base-year allocation inputs; displayed values and growth are calculated: Approximately xx.xx cumulative CTiX sales corroborate commercial imaging activity and replacement demand; they do not measure annual global sales. ([www-live.smiths.com](https://www-live.smiths.com/media/snqpxwkd/smiths-group-plc-annual-results-2025-press-release.pdf))
- Evidence informing forecast-year allocation inputs; displayed values and growth are calculated: Approximately xx.xx cumulative CTiX sales corroborate commercial imaging activity and replacement demand; they do not measure annual global sales. ([www-live.smiths.com](https://www-live.smiths.com/media/snqpxwkd/smiths-group-plc-annual-results-2025-press-release.pdf))
- Evidence informing base-year allocation inputs; displayed values and growth are calculated: GBP xx.xx aviation aftermarket revenue supports lifecycle materiality while qualifying transfer of one supplier's mix to the global service allocation. ([www-live.smiths.com](https://www-live.smiths.com/media/snqpxwkd/smiths-group-plc-annual-results-2025-press-release.pdf))
- Evidence informing forecast-year allocation inputs; displayed values and growth are calculated: GBP xx.xx aviation aftermarket revenue supports lifecycle materiality while qualifying transfer of one supplier's mix to the global service allocation. ([www-live.smiths.com](https://www-live.smiths.com/media/snqpxwkd/smiths-group-plc-annual-results-2025-press-release.pdf))
- Evidence informing base-year allocation inputs; displayed values and growth are calculated: Reports approximately xx.xx cumulative CTiX sales and continuing aviation upgrade demand; cumulative sales constrain commercial scale but are not annual global shipments. ([www-live.smiths.com](https://www-live.smiths.com/media/snqpxwkd/smiths-group-plc-annual-results-2025-press-release.pdf))
- Evidence informing forecast-year allocation inputs; displayed values and growth are calculated: Reports approximately xx.xx cumulative CTiX sales and continuing aviation upgrade demand; cumulative sales constrain commercial scale but are not annual global shipments. ([www-live.smiths.com](https://www-live.smiths.com/media/snqpxwkd/smiths-group-plc-annual-results-2025-press-release.pdf))
- Evidence informing base-year allocation inputs; displayed values and growth are calculated: Reports four operating XDi units as of July 2025 and pending regulatory certification, constraining the small XRD cohort and qualifying aggressive commercialization assumptions.
- Evidence informing forecast-year allocation inputs; displayed values and growth are calculated: Reports four operating XDi units as of July 2025 and pending regulatory certification, constraining the small XRD cohort and qualifying aggressive commercialization assumptions.
- Evidence informing forecast-year allocation inputs; displayed values and growth are calculated: Reported checkpoint modernization provides a commercial reason to model substitution from discrete legacy offerings; the filing does not disclose standalone configuration revenue.
- Evidence informing forecast-year allocation inputs; displayed values and growth are calculated: FY2025

5. Smiths Group PLC - Annual Report & Accounts FY2023
   - Evidence informing the 2022 market-value input; displayed series and growth include calculations: Reports FY2022 aviation original-equipment revenue of xx.xx, used as a dimensionless historical capital-cycle proxy. ([www-live.smiths.com](https://www-live.smiths.com/media/phjp1j44/smiths-annual-report-2023.pdf))
   - Evidence informing the 2023 market-value input; displayed series and growth include calculations: Reports FY2023 aviation original-equipment revenue of xx.xx and aftermarket revenue of xx.xx; supports the modeled recovery direction. ([www-live.smiths.com](https://www-live.smiths.com/media/phjp1j44/smiths-annual-report-2023.pdf))
6. Smiths Group PLC - Annual Report FY2022
   - Evidence informing the 2021 market-value input; displayed series and growth include calculations: Reports FY2021 aviation revenue of xx.xx, providing a historical purchasing-cycle reference rather than a global observation. ([www-live.smiths.com](https://www-live.smiths.com/media/xjvdpblr/smiths-annual-report-2022-report.pdf))
   - Evidence informing the 2022 market-value input; displayed series and growth include calculations: Reports FY2022 aviation revenue of xx.xx and continued weakness in aviation original equipment; supports a delayed capital-spending trough. ([www-live.smiths.com](https://www-live.smiths.com/media/xjvdpblr/smiths-annual-report-2022-report.pdf))
7. Smiths Group PLC - Annual Results for the Year Ended 31 July 2019
   - Evidence informing the 2018 market-value input; displayed series and growth include calculations: Reports FY2018 aviation revenue of xx.xx, supplying the historical comparison underlying the backcast. ([smiths.com](https://www.smiths.com/media/u4wla1bw/smiths-group-plc-annual-results-2019-press-release.pdf))
   - Evidence informing the 2019 market-value input; displayed series and growth include calculations: Reports FY2019 aviation revenue of xx.xx and customer delivery deferrals, qualifying a traffic-only growth model. ([smiths.com](https://www.smiths.com/media/u4wla1bw/smiths-group-plc-annual-results-2019-press-release.pdf))
   - Evidence informing the 2020 market-value input; displayed series and growth include calculations: Identifies deliveries deferred into FY2020; supports the possibility of backlog-supported spending despite a contemporaneous traffic shock, not the exact modeled growth rate. ([smiths.com](https://www.smiths.com/media/u4wla1bw/smiths-group-plc-annual-results-2019-press-release.pdf))
8. ACI World - The High-Wire Balancing Act: Global Air Transport Demand in 2018 and 2019
   - Evidence informing the 2017 market-value input; displayed series and growth include calculations: Reports xx.xx airport passengers and xx.xx% growth in 2018; the growth observation informs the 2017 backcast bridge. ([blog.aci.aero](https://blog.aci.aero/airport-economics/the-high-wire-balancing-act-global-air-transport-demand-in-2018-and-2019/))
   - Evidence informing the 2018 market-value input; displayed series and growth include calculations: Provides the observed 2018 traffic-growth reference, not an equipment-market growth observation. ([blog.aci.aero](https://blog.aci.aero/airport-economics/the-high-wire-balancing-act-global-air-transport-demand-in-2018-and-2019/))
9. ICAO A42-WP/556 - State of the Industry and Outlook for Airport Traffic, Presented by ACI
   - Evidence informing the 2020 market-value input; displayed series and growth include calculations: Records the collapse from xx.xx airport passengers in 2019 to xx.xx in 2020; constrains the shock and funding-risk interpretation. ([icao.int](https://www.icao.int/sites/default/files/Meetings/a42/Documents/WP/wp_556_en.pdf))
   - Evidence informing the 2021 market-value input; displayed series and growth include calculations: Reports xx.xx airport passengers in 2021, supporting a prolonged funding and activity shock. ([icao.int](https://www.icao.int/sites/default/files/Meetings/a42/Documents/WP/wp_556_en.pdf))
   - Evidence informing the 2023 market-value input; displayed series and growth include calculations: Reports xx.xx airport passengers in 2023; traffic recovery is distinguished from equipment purchasing. ([icao.int](https://www.icao.int/sites/default/files/Meetings/a42/Documents/WP/wp_556_en.pdf))
   - Evidence informing the 2024 market-value input; displayed series and growth include calculations: Reports xx.xx airport passengers in 2024, providing a demand recovery cross-check. ([icao.int](https://www.icao.int/sites/default/files/Meetings/a42/Documents/WP/wp_556_en.pdf))

10. Port of Seattle - Baggage Handling System Optimization

- Evidence informing the 2029 market-value input; displayed series and growth include calculations: Seattle plans to consolidate six baggage-screening systems, increase supported passenger capacity, and reduce screening-machine demand. Supports integration spending without one-for-one detector growth. ([portseattle.org](https://www.portseattle.org/projects/baggage-handling-system-optimization))
- Evidence informing the 2032 market-value input; displayed series and growth include calculations: The consolidation example constrains equipment-volume assumptions; its whole baggage-handling project value is excluded from market sizing. ([portseattle.org](https://www.portseattle.org/projects/baggage-handling-system-optimization))
- Evidence informing the 2040 market-value input; displayed series and growth include calculations: Provides a commercial counterexample to extrapolating passenger growth directly into machine counts throughout the long-range forecast. ([portseattle.org](https://www.portseattle.org/projects/baggage-handling-system-optimization))
- Evidence informing forecast-year allocation inputs; displayed values and growth are calculated: Consolidation of six systems with reduced machine demand qualifies a traffic-to-detector-volume forecast. ([portseattle.org](https://www.portseattle.org/projects/baggage-handling-system-optimization))
- Evidence informing forecast-year allocation inputs; displayed values and growth are calculated: The consolidation project supports integration-driven conveyor demand, but its whole-project value is excluded. ([portseattle.org](https://www.portseattle.org/projects/baggage-handling-system-optimization))
- Evidence informing forecast-year allocation inputs; displayed values and growth are calculated: Brownfield consolidation supports the integration-demand premise, not the forecast's exact service growth factor. ([portseattle.org](https://www.portseattle.org/projects/baggage-handling-system-optimization))
- Evidence informing forecast-year allocation inputs; displayed values and growth are calculated: The airport replaces six separate screening systems with centralized screening and expects reduced screening-machine demand while expanding capacity. This supplies a counterforce to volume-only checked-baggage forecasting.
- Evidence informing base-year allocation inputs; displayed values and growth are calculated: Seattle is consolidating six screening systems, expects reduced screening-machine demand and schedules final-phase completion in 2029. Supports integration demand while constraining detector-volume growth; the whole-project budget is excluded.
- Evidence informing forecast-year allocation inputs; displayed values and growth are calculated: Seattle is consolidating six screening systems, expects reduced screening-machine demand and schedules final-phase completion in 2029. Supports integration demand while constraining detector-volume growth; the whole-project budget is excluded.
- Evidence informing forecast-year allocation inputs; displayed values and growth are calculated: Seattle's project combines increased screening capacity with consolidation from six screening systems and reduced screening-machine demand. This constrains the forecast assumption that capacity growth requires proportional equipment additions.
- Evidence informing forecast-year allocation inputs; displayed values and growth are calculated: Replacement and capacity objectives coexist within the project. Its wider baggage-handling budget is not treated as screening-equipment revenue or assigned additively to multiple purposes.

11. Smiths Group PLC - Half Year Results for the Six Months Ended 31 January 2026

- Evidence informing the 2026 market-value input; displayed series and growth include calculations: Reports xx.xx% organic growth for Smiths Detection in HY2026, with aviation checkpoint upgrades contributing. Supports a positive 2026 nowcast, not a directly observed global growth rate. ([www-live.smiths.com](https://www-live.smiths.com/media/villk35h/smiths-hy26-results-press-release.pdf))

12. CATSA 2025 Annual Report - Notes to the Financial Statements

- Evidence informing base-year allocation inputs; displayed values and growth are calculated: FY2024/xx.xx accounts disclose C$xx.xx maintenance/spares and C$xx.xx training/certification, supporting the service-budget calibration but not global baggage-only shares. ([catsa-acsta.gc.ca](https://www.catsa-acsta.gc.ca/en/publications/2025-annual-report/notes-financial-statements))
- Evidence informing forecast-year allocation inputs; displayed values and growth are calculated: FY2024/xx.xx accounts disclose C$xx.xx maintenance/spares and C$xx.xx training/certification, supporting the service-budget calibration but not global baggage-only shares. ([catsa-acsta.gc.ca](https://www.catsa-acsta.gc.ca/en/publications/2025-annual-report/notes-financial-statements))
- Evidence informing base-year allocation inputs; displayed values and growth are calculated: Maintenance and spare parts are combined in the accounts; the labor-versus-goods split therefore remains modeled. ([catsa-acsta.gc.ca](https://www.catsa-acsta.gc.ca/en/publications/2025-annual-report/notes-financial-statements))
- Evidence informing forecast-year allocation inputs; displayed values and growth are calculated: Maintenance and spare parts are combined in the accounts; the labor-versus-goods split therefore remains modeled. ([catsa-acsta.gc.ca](https://www.catsa-acsta.gc.ca/en/publications/2025-annual-report/notes-financial-statements))
- Evidence informing base-year allocation inputs; displayed values and growth are calculated: The C$xx.xx training/certification expense supplies the numerator of the adjusted training-to-capital proxy. ([catsa-acsta.gc.ca](https://www.catsa-acsta.gc.ca/en/publications/2025-annual-report/notes-financial-statements))
- Evidence informing forecast-year allocation inputs; displayed values and growth are calculated: The C$xx.xx training/certification expense supplies the numerator of the adjusted training-to-capital proxy. ([catsa-acsta.gc.ca](https://www.catsa-acsta.gc.ca/en/publications/2025-annual-report/notes-financial-statements))
- Evidence informing base-year allocation inputs; displayed values and growth are calculated: C$xx.xx trace/consumables is distinct from maintenance/spares and supplies the contrary consumables-intensity comparator, not a global observation. ([catsa-acsta.gc.ca](https://www.catsa-acsta.gc.ca/en/publications/2025-annual-report/notes-financial-statements))
- Evidence informing forecast-year allocation inputs; displayed values and growth are calculated: C$xx.xx trace/consumables is distinct from maintenance/spares and supplies the contrary consumables-intensity comparator, not a global observation. ([catsa-acsta.gc.ca](https://www.catsa-acsta.gc.ca/en/publications/2025-annual-report/notes-financial-statements))
- Evidence informing base-year allocation inputs; displayed values and growth are calculated: Separately reports C$xx.xx maintenance/spares, C$xx.xx trace/consumables and C$xx.xx training/certification, constraining attributable agency lifecycle expenditure.
- Evidence informing base-year allocation inputs; displayed values and growth are calculated: Separates screening-contractor payments from equipment support, preventing staffing expenditure from becoming equipment-market purchasing.
- Evidence informing forecast-year allocation inputs; displayed values and growth are calculated: Separately reports C$xx.xx maintenance/spares, C$xx.xx trace/consumables and C$xx.xx training/certification, constraining attributable agency lifecycle expenditure.
- Evidence informing forecast-year allocation inputs; displayed values and growth are calculated: Separates screening-contractor payments from equipment support, preventing staffing expenditure from becoming equipment-market purchasing.
- Evidence informing base-year allocation inputs; displayed values and growth are calculated: Audited expense disclosure reports C$xx.xx for maintenance and spare parts in the year ended March xx.xx 2025. It constrains support-spending materiality, not the amount attributable to an independent provider. ([catsa-acsta.gc.ca](https://www.catsa-acsta.gc.ca/en/publications/2025-annual-report/notes-financial-statements))

13. CATSA 2025 Annual Report - Management's Discussion and Analysis
    - Evidence informing base-year allocation inputs; displayed values and growth are calculated: EDS capital expenditure of C$xx.xx includes equipment and installation/integration and supplies the training-calibration denominator, subject to baggage attribution. ([catsa-acsta.gc.ca](https://www.catsa-acsta.gc.ca/en/publications/2025-annual-report/management-discussion-and-analysis))
    - Evidence informing forecast-year allocation inputs; displayed values and growth are calculated: EDS capital expenditure of C$xx.xx includes equipment and installation/integration and supplies the training-calibration denominator, subject to baggage attribution. ([catsa-acsta.gc.ca](https://www.catsa-acsta.gc.ca/en/publications/2025-annual-report/management-discussion-and-analysis))
    - Evidence informing base-year allocation inputs; displayed values and growth are calculated: The capital definition includes associated installation and integration, supporting the distinction between deployment services and equipment value. ([catsa-acsta.gc.ca](https://www.catsa-acsta.gc.ca/en/publications/2025-annual-report/management-discussion-and-analysis))
    - Evidence informing forecast-year allocation inputs; displayed values and growth are calculated: The capital definition includes associated installation and integration, supporting the distinction between deployment services and equipment value. ([catsa-acsta.gc.ca](https://www.catsa-acsta.gc.ca/en/publications/2025-annual-report/management-discussion-and-analysis))
    - Evidence informing forecast-year allocation inputs; displayed values and growth are calculated: Actual spending, original budget and reprofile amounts constrain the forecast's purchasing-execution interpretation; they are not a global growth rate. ([catsa-acsta.gc.ca](https://www.catsa-acsta.gc.ca/en/publications/2025-annual-report/management-discussion-and-analysis))
    - Evidence informing base-year allocation inputs; displayed values and growth are calculated: FY2024/xx.xx pre-board capital appropriations used were C$xx.xx. This supplies the Canadian purchasing comparison and a component of the non-passenger-to-cabin activity proxy, not a global share.
    - Evidence informing forecast-year allocation inputs; displayed values and growth are calculated: FY2024/xx.xx pre-board capital appropriations used were C$xx.xx. This supplies the Canadian purchasing comparison and a component of the non-passenger-to-cabin activity proxy, not a global share.
    - Evidence informing base-year allocation inputs; displayed values and growth are calculated: FY2024/xx.xx hold-baggage capital appropriations used were C$xx.xx; this constrains the independent application-capital comparison.
    - Evidence informing base-year allocation inputs; displayed values and growth are calculated: FY2024/xx.xx non-passenger capital appropriations used were C$xx.xx, below the original C$xx.xx budget. Actual purchasing informs the proxy and qualifies automatic announcement-to-revenue conversion.
    - Evidence informing forecast-year allocation inputs; displayed values and growth are calculated: FY2024/xx.xx non-passenger capital appropriations used were C$xx.xx, below the original C$xx.xx budget. Actual purchasing informs the proxy and qualifies automatic announcement-to-revenue conversion.
    - Evidence informing base-year allocation inputs; displayed values and growth are calculated: Reports C$xx.xx EDS capital expenditure for FY2024/xx.xx and identifies both baggage equipment and full-body scanners in the capital scope, requiring a baggage-attribution adjustment.
    - Evidence informing forecast-year allocation inputs; displayed values and growth are calculated: Reports C$xx.xx EDS capital expenditure for FY2024/xx.xx and identifies both baggage equipment and full-body scanners in the capital scope, requiring a baggage-attribution adjustment.
    - Evidence informing forecast-year allocation inputs; displayed values and growth are calculated: EDS outturn was C$xx.xx versus an original C$xx.xx plan and revised C$xx.xx budget. Reprofiling constrains assumed award conversion and deployment timing; it does not measure procurement-channel mix. ([catsa-acsta.gc.ca](https://www.catsa-acsta.gc.ca/en/publications/2025-annual-report/management-discussion-and-analysis))
    - Evidence informing base-year allocation inputs; displayed values and growth are calculated: The actual capital-project list identifies hold-baggage capacity expansion at Montréal-Trudeau, supporting the expansion classification, not its modeled global revenue weight.
    - Evidence informing forecast-year allocation inputs; displayed values and growth are calculated: The actual capital-project list identifies hold-baggage capacity expansion at Montréal-Trudeau, supporting the expansion classification, not its modeled global revenue weight.
    - Evidence informing base-year allocation inputs; displayed values and growth are calculated: The actual project list includes checkpoint CT deployment and hold-baggage oversize-equipment lifecycle management, supporting renewal activity without disclosing its purpose-specific spending.
    - Evidence informing forecast-year allocation inputs; displayed values and growth are calculated: The actual project list includes checkpoint CT deployment and hold-baggage oversize-equipment lifecycle management,

14. Aviation security screening approved equipment list
    - Evidence informing base-year allocation inputs; displayed values and growth are calculated: Baggage EDS/EDSCB and conventional X-ray classes support the inspection-system boundary, not sales weights. ([gov.uk](https://www.gov.uk/government/collections/aviation-security-screening-approved-equipment-list))
    - Evidence informing forecast-year allocation inputs; displayed values and growth are calculated: Baggage EDS/EDSCB and conventional X-ray classes support the inspection-system boundary, not sales weights. ([gov.uk](https://www.gov.uk/government/collections/aviation-security-screening-approved-equipment-list))
    - Evidence informing base-year allocation inputs; displayed values and growth are calculated: Liquid detectors are a distinct cabin-baggage category; the complete bulk-material extension remains modeled within the captured boundary. ([gov.uk](https://www.gov.uk/government/collections/aviation-security-screening-approved-equipment-list))
    - Evidence informing forecast-year allocation inputs; displayed values and growth are calculated: Liquid detectors are a distinct cabin-baggage category; the complete bulk-material extension remains modeled within the captured boundary. ([gov.uk](https://www.gov.uk/government/collections/aviation-security-screening-approved-equipment-list))
    - Evidence informing base-year allocation inputs; displayed values and growth are calculated: ETD serves baggage and other applications, requiring explicit baggage attribution rather than allocating all detector sales here. ([gov.uk](https://www.gov.uk/government/collections/aviation-security-screening-approved-equipment-list))
    - Evidence informing forecast-year allocation inputs; displayed values and growth are calculated: ETD serves baggage and other applications, requiring explicit baggage attribution rather than allocating all detector sales here. ([gov.uk](https://www.gov.uk/government/collections/aviation-security-screening-approved-equipment-list))
    - Evidence informing base-year allocation inputs; displayed values and growth are calculated: Dedicated ETD consumables are separately recognized, supporting goods classification without establishing spending or unrestricted interchangeability. ([gov.uk](https://www.gov.uk/government/collections/aviation-security-screening-approved-equipment-list))
    - Evidence informing forecast-year allocation inputs; displayed values and growth are calculated: Dedicated ETD consumables are separately recognized, supporting goods classification without establishing spending or unrestricted interchangeability. ([gov.uk](https://www.gov.uk/government/collections/aviation-security-screening-approved-equipment-list))
15. Quantifying the Impacts of Delayed Maintenance of Airport Assets: A Guide - Chapter 6, Baggage Handling Systems
    - Evidence informing base-year allocation inputs; displayed values and growth are calculated: The baggage-handling cost study uses a modeled xx.xx% labor share, adopted only as an adjacent support-cost proxy. ([nationalacademies.org](https://www.nationalacademies.org/read/xx.xx/chapter/xx.xx))
    - Evidence informing forecast-year allocation inputs; displayed values and growth are calculated: The baggage-handling cost study uses a modeled xx.xx% labor share, adopted only as an adjacent support-cost proxy. ([nationalacademies.org](https://www.nationalacademies.org/read/xx.xx/chapter/xx.xx))
    - Evidence informing base-year allocation inputs; displayed values and growth are calculated: Its corresponding modeled xx.xx% parts share calibrates the labor/goods separation; it is not an observed screening-equipment ratio. ([nationalacademies.org](https://www.nationalacademies.org/read/xx.xx/chapter/xx.xx))
    - Evidence informing forecast-year allocation inputs; displayed values and growth are calculated: Its corresponding modeled xx.xx% parts share calibrates the labor/goods separation; it is not an observed screening-equipment ratio. ([nationalacademies.org](https://www.nationalacademies.org/read/xx.xx/chapter/xx.xx))

16. Procurement of Next Generation Security Checkpoint Equipment - Contract Award Notice

- Evidence informing base-year allocation inputs; displayed values and growth are calculated: The seven-system award includes automated tray return, demonstrating bundled purchasing but no separately priced hardware allocation. ([sell2wales.gov.wales](https://www.sell2wales.gov.wales/search/show/search_view.aspx?ID=NOV417275))
- Evidence informing forecast-year allocation inputs; displayed values and growth are calculated: The seven-system award includes automated tray return, demonstrating bundled purchasing but no separately priced hardware allocation. ([sell2wales.gov.wales](https://www.sell2wales.gov.wales/search/show/search_view.aspx?ID=NOV417275))
- Evidence informing base-year allocation inputs; displayed values and growth are calculated: The integrated CT/tray-return scope constrains the automation interface boundary; it does not value general airport conveyors. ([sell2wales.gov.wales](https://www.sell2wales.gov.wales/search/show/search_view.aspx?ID=NOV417275))
- Evidence informing forecast-year allocation inputs; displayed values and growth are calculated: The integrated CT/tray-return scope constrains the automation interface boundary; it does not value general airport conveyors. ([sell2wales.gov.wales](https://www.sell2wales.gov.wales/search/show/search_view.aspx?ID=NOV417275))
- Evidence informing base-year allocation inputs; displayed values and growth are calculated: Central image processing is an explicit purchased function, without a separately disclosed license price. ([sell2wales.gov.wales](https://www.sell2wales.gov.wales/search/show/search_view.aspx?ID=NOV417275))
- Evidence informing forecast-year allocation inputs; displayed values and growth are calculated: Central image processing is an explicit purchased function, without a separately disclosed license price. ([sell2wales.gov.wales](https://www.sell2wales.gov.wales/search/show/search_view.aspx?ID=NOV417275))
- Evidence informing base-year allocation inputs; displayed values and growth are calculated: Supply, installation and commissioning are included deliverables, supporting deployment-service attribution without establishing its percentage. ([sell2wales.gov.wales](https://www.sell2wales.gov.wales/search/show/search_view.aspx?ID=NOV417275))
- Evidence informing forecast-year allocation inputs; displayed values and growth are calculated: Supply, installation and commissioning are included deliverables, supporting deployment-service attribution without establishing its percentage. ([sell2wales.gov.wales](https://www.sell2wales.gov.wales/search/show/search_view.aspx?ID=NOV417275))
- Evidence informing base-year allocation inputs; displayed values and growth are calculated: The October xx.xx 2022 award covers seven systems combining cabin CT, tray return, image processing and deployment responsibilities. It supports integrated purchased scope, not completed delivery or a global sales weight.
- Evidence informing forecast-year allocation inputs; displayed values and growth are calculated: The October xx.xx 2022 award covers seven systems combining cabin CT, tray return, image processing and deployment responsibilities. It supports integrated purchased scope, not completed delivery or a global sales weight.
- Evidence informing base-year allocation inputs; displayed values and growth are calculated: The integrated Newcastle procurement reports a GBP xx.xx-xx.xx offer range but no physical review-room location; its value cannot be assigned automatically to local review. ([sell2wales.gov.wales](https://www.sell2wales.gov.wales/search/show/search_view.aspx?ID=NOV417275))
- Evidence informing forecast-year allocation inputs; displayed values and growth are calculated: The integrated Newcastle procurement reports a GBP xx.xx-xx.xx offer range but no physical review-room location; its value cannot be assigned automatically to local review. ([sell2wales.gov.wales](https://www.sell2wales.gov.wales/search/show/search_view.aspx?ID=NOV417275))
- Evidence informing base-year allocation inputs; displayed values and growth are calculated: Central image processing is included, but a separate on-site room is not specified; constrains classification rather than supplying a remote-review sales weight. ([sell2wales.gov.wales](https://www.sell2wales.gov.wales/search/show/search_view.aspx?ID=NOV417275))
- Evidence informing forecast-year allocation inputs; displayed values and growth are calculated: Central image processing is included, but a separate on-site room is not specified; constrains classification rather than supplying a remote-review sales weight. ([sell2wales.gov.wales](https://www.sell2wales.gov.wales/search/show/search_view.aspx?ID=NOV417275))
- Evidence informing base-year allocation inputs; displayed values and growth are calculated: The bundled award does not identify a mixed-location package or its attributable price, preventing automatic hybrid classification. ([sell2wales.gov.wales](https://www.sell2wales.gov.wales/search/show/search_view.aspx?ID=NOV417275))
- Evidence informing forecast-year allocation inputs; displayed values and growth are calculated: The bundled award does not identify a mixed-location package or its attributable price, preventing automatic hybrid classification.

17. AI for Monitoring Aviation Security: Fraport and German Federal Police Start Regular Operation of APIDS
    - Evidence informing forecast-year allocation inputs; displayed values and growth are calculated: January xx.xx 2026 APIDS deployment demonstrates additional software adoption, without establishing separate revenue. ([fraport.com](https://www.fraport.com/en/newsroom/press-releases/2026/q1/ai-for-monitoring-aviation-security.html))
    - Evidence informing forecast-year allocation inputs; displayed values and growth are calculated: Deployment on more than xx.xx CT scanners is the independent quantitative rollout test; it does not validate the modeled license-growth factor. ([fraport.com](https://www.fraport.com/en/newsroom/press-releases/2026/q1/ai-for-monitoring-aviation-security.html))
    - Evidence informing forecast-year allocation inputs; displayed values and growth are calculated: On January xx.xx 2026, Fraport announced regular APIDS software operation on more than xx.xx existing Smiths CT scanners. This independently supports retained-system enhancement at one buyer, not global penetration or realized license revenue.
18. Smiths Detection - Digital Innovation
    - Evidence informing base-year allocation inputs; displayed values and growth are calculated: The supplier identifies detection applications as a commercial function; separate fee allocation remains assumed. ([smithsdetection.com](https://www.smithsdetection.com/digital-innovation/))
    - Evidence informing forecast-year allocation inputs; displayed values and growth are calculated: The supplier identifies detection applications as a commercial function; separate fee allocation remains assumed. ([smithsdetection.com](https://www.smithsdetection.com/digital-innovation/))
    - Evidence informing base-year allocation inputs; displayed values and growth are calculated: Centralized screening supports the image-review function, not an observed software revenue weight. ([smithsdetection.com](https://www.smithsdetection.com/digital-innovation/))
    - Evidence informing forecast-year allocation inputs; displayed values and growth are calculated: Centralized screening supports the image-review function, not an observed software revenue weight. ([smithsdetection.com](https://www.smithsdetection.com/digital-innovation/))
    - Evidence informing base-year allocation inputs; displayed values and growth are calculated: Connectivity, multi-vendor integration and equipment-health applications establish the fleet-management function without proving customer-specific rights or prices. ([smithsdetection.com](https://www.smithsdetection.com/digital-innovation/))
    - Evidence informing forecast-year allocation inputs; displayed values and growth are calculated: Connectivity, multi-vendor integration and equipment-health applications establish the fleet-management function without proving customer-specific rights or prices. ([smithsdetection.com](https://www.smithsdetection.com/digital-innovation/))
    - Evidence informing base-year allocation inputs; displayed values and growth are calculated: ELECTORA is offered for integrating multi-vendor devices, datasets and applications; establishes the vendor-platform category but discloses no category revenue or customer-specific substitution entitlement. ([smithsdetection.com](https://www.smithsdetection.com/digital-innovation/))
    - Evidence informing forecast-year allocation inputs; displayed values and growth are calculated: ELECTORA is offered for integrating multi-vendor devices, datasets and applications; establishes the vendor-platform category but discloses no category revenue or customer-specific substitution entitlement. ([smithsdetection.com](https://www.smithsdetection.com/digital-innovation/))
19. UK Civil Aviation Authority - Threat Image Projection (TIP)
    - Evidence informing base-year allocation inputs; displayed values and growth are calculated: TIP library approval and renewal obligations support continuing software commitments, not the modeled global fee or share. ([caa.co.uk](https://www.caa.co.uk/commercial-industry/security/training-and-human-factors/threat-image-projection/))
    - Evidence informing forecast-year allocation inputs; displayed values and growth are calculated: TIP library approval and renewal obligations support continuing software commitments, not the modeled global fee or share. ([caa.co.uk](https://www.caa.co.uk/commercial-industry/security/training-and-human-factors/threat-image-projection/))

20. Smiths Detection - Service
    - Evidence informing base-year allocation inputs; displayed values and growth are calculated: Inclusive capital-equipment support covers labor and parts, requiring a single-count economic allocation across services and goods. ([smithsdetection.com](https://www.smithsdetection.com/service/))
    - Evidence informing forecast-year allocation inputs; displayed values and growth are calculated: Inclusive capital-equipment support covers labor and parts, requiring a single-count economic allocation across services and goods. ([smithsdetection.com](https://www.smithsdetection.com/service/))
    - Evidence informing base-year allocation inputs; displayed values and growth are calculated: Equipment-specific training and certification are commercial offerings distinct from routine screening staffing. ([smithsdetection.com](https://www.smithsdetection.com/service/))
    - Evidence informing forecast-year allocation inputs; displayed values and growth are calculated: Equipment-specific training and certification are commercial offerings distinct from routine screening staffing. ([smithsdetection.com](https://www.smithsdetection.com/service/))
    - Evidence informing base-year allocation inputs; displayed values and growth are calculated: The parts-support offering and inclusive contracts corroborate the goods boundary, but not the assumed xx.xx% allocation. ([smithsdetection.com](https://www.smithsdetection.com/service/))
    - Evidence informing forecast-year allocation inputs; displayed values and growth are calculated: The parts-support offering and inclusive contracts corroborate the goods boundary, but not the assumed xx.xx% allocation. ([smithsdetection.com](https://www.smithsdetection.com/service/))
    - Evidence informing base-year allocation inputs; displayed values and growth are calculated: Describes inclusive labor-and-parts contracts and manufacturer support, supporting nonduplicative lifecycle attribution to projection equipment, not a verified xx.xx% fee. ([smithsdetection.com](https://www.smithsdetection.com/service/))
    - Evidence informing forecast-year allocation inputs; displayed values and growth are calculated: Describes inclusive labor-and-parts contracts and manufacturer support, supporting nonduplicative lifecycle attribution to projection equipment, not a verified xx.xx% fee. ([smithsdetection.com](https://www.smithsdetection.com/service/))
    - Evidence informing base-year allocation inputs; displayed values and growth are calculated: Supports the existence of manufacturer lifecycle offerings; broad service-footprint counts are not used as CT revenue weights.
    - Evidence informing forecast-year allocation inputs; displayed values and growth are calculated: Supports the existence of manufacturer lifecycle offerings; broad service-footprint counts are not used as CT revenue weights.
    - Evidence informing base-year allocation inputs; displayed values and growth are calculated: Supports commercial maintenance, refurbishment and parts offerings for portable equipment without establishing baggage-specific service receipts.
    - Evidence informing forecast-year allocation inputs; displayed values and growth are calculated: Supports commercial maintenance, refurbishment and parts offerings for portable equipment without establishing baggage-specific service receipts.
    - Evidence informing base-year allocation inputs; displayed values and growth are calculated: The manufacturer markets direct on-site support and inclusive capital-equipment labor-and-parts contracts. This supports a continuing manufacturer-service alternative, without measuring a pricing premium. ([smithsdetection.com](https://www.smithsdetection.com/service/))
    - Evidence informing forecast-year allocation inputs; displayed values and growth are calculated: The manufacturer markets direct on-site support and inclusive capital-equipment labor-and-parts contracts. This supports a continuing manufacturer-service alternative, without measuring a pricing premium. ([smithsdetection.com](https://www.smithsdetection.com/service/))
    - Evidence informing base-year allocation inputs; displayed values and growth are calculated: Manufacturer-provided bundled support is a commercial alternative to separate technical-service procurement, limiting assumptions of unrestricted third-party substitution. ([smithsdetection.com](https://www.smithsdetection.com/service/))
    - Evidence informing forecast-year allocation inputs; displayed values and growth are calculated: Manufacturer-provided bundled support is a commercial alternative to separate technical-service procurement, limiting assumptions of unrestricted third-party substitution. ([smithsdetection.com](https://www.smithsdetection.com/service/))

21. Hold baggage screening upgrade, Dublin and Cork Airports, Ireland

- Evidence informing base-year allocation inputs; displayed values and growth are calculated: Separate professional-service appointments cover project controls, design oversight and interface management; the broader construction budget is not used as screening-service revenue. ([neccontract.com](https://www.neccontract.com/projects/hold-baggage-screening-upgrade-dublin-and-cork-airports-ireland))
- Evidence informing forecast-year allocation inputs; displayed values and growth are calculated: Separate professional-service appointments cover project controls, design oversight and interface management; the broader construction budget is not used as screening-service revenue. ([neccontract.com](https://www.neccontract.com/projects/hold-baggage-screening-upgrade-dublin-and-cork-airports-ireland))
- Evidence informing base-year allocation inputs; displayed values and growth are calculated: Describes three upgraded hold-baggage systems delivered through separate construction, baggage-integration and advisory appointments, completed in March 2023. Supports integrated-system attribution without assuming a universal single-prime model.
- Evidence informing forecast-year allocation inputs; displayed values and growth are calculated: Describes three upgraded hold-baggage systems delivered through separate construction, baggage-integration and advisory appointments, completed in March 2023. Supports integrated-system attribution without assuming a universal single-prime model.

22. Corporate Plan 2025-26 to 2029-30 Summary - Financial Overview
    - Evidence informing base-year allocation inputs; displayed values and growth are calculated: CATSA distinguishes major-checkpoint CT replacement from single-view-to-multiview replacement elsewhere, supporting application-specific projection demand and forecast assumptions. It also discloses capital funding subject to reprofile approval. ([catsa-acsta.gc.ca](https://www.catsa-acsta.gc.ca/en/publications/corporate-plan-2025-xx.xx-2029-xx.xx/financial-overview))
    - Evidence informing forecast-year allocation inputs; displayed values and growth are calculated: CATSA distinguishes major-checkpoint CT replacement from single-view-to-multiview replacement elsewhere, supporting application-specific projection demand and forecast assumptions. It also discloses capital funding subject to reprofile approval. ([catsa-acsta.gc.ca](https://www.catsa-acsta.gc.ca/en/publications/corporate-plan-2025-xx.xx-2029-xx.xx/financial-overview))
    - Evidence informing base-year allocation inputs; displayed values and growth are calculated: Identifies single-view equipment as a replacement population, supporting the modeled displacement mechanism rather than an observed global share.
    - Evidence informing forecast-year allocation inputs; displayed values and growth are calculated: Identifies single-view equipment as a replacement population, supporting the modeled displacement mechanism rather than an observed global share.
    - Evidence informing base-year allocation inputs; displayed values and growth are calculated: Multiview remains a planned purchasing destination at non-passenger checkpoints and Class xx.xx airports, qualifying universal CT substitution.
    - Evidence informing forecast-year allocation inputs; displayed values and growth are calculated: Multiview remains a planned purchasing destination at non-passenger checkpoints and Class xx.xx airports, qualifying universal CT substitution.
    - Evidence informing base-year allocation inputs; displayed values and growth are calculated: CT replacement is a stated major-checkpoint investment priority, subject to funding and delivery risks; this supports direction, not the modeled global share.
    - Evidence informing forecast-year allocation inputs; displayed values and growth are calculated: CT replacement is a stated major-checkpoint investment priority, subject to funding and delivery risks; this supports direction, not the modeled global share.
    - Evidence informing base-year allocation inputs; displayed values and growth are calculated: The plan includes additional screening equipment and expansion of existing hold-baggage screening capacity. Its FY2025/xx.xx capital budget is C$xx.xx across mixed activities; plans are not recognized supplier revenue.
    - Evidence informing forecast-year allocation inputs; displayed values and growth are calculated: The plan includes additional screening equipment and expansion of existing hold-baggage screening capacity. Its FY2025/xx.xx capital budget is C$xx.xx across mixed activities; plans are not recognized supplier revenue.
    - Evidence informing base-year allocation inputs; displayed values and growth are calculated: The plan distinguishes replacement of checkpoint X-ray equipment with CT and asset lifecycle renewal from additional capacity. Funding, partner timing and reprofiling qualify forecast realization.
    - Evidence informing forecast-year allocation inputs; displayed values and growth are calculated: The plan distinguishes replacement of checkpoint X-ray equipment with CT and asset lifecycle renewal from additional capacity. Funding, partner timing and reprofiling qualify forecast realization.
23. ECAC CEP Public Equipment List - Explosive Detection Systems, Update 18 April 2025
    - Evidence informing base-year allocation inputs; displayed values and growth are calculated: The April xx.xx 2025 list retains XRD xx.xx supporting the legacy commercial-category premise but not the assumed installed cohort or sales volume. ([ecac-ceac.org](https://www.ecac-ceac.org/images/activities/security/ECAC-CEP-EDS-equipment_public_list_update_20250418.pdf))
    - Evidence informing forecast-year allocation inputs; displayed values and growth are calculated: The April xx.xx 2025 list retains XRD xx.xx supporting the legacy commercial-category premise but not the assumed installed cohort or sales volume. ([ecac-ceac.org](https://www.ecac-ceac.org/images/activities/security/ECAC-CEP-EDS-equipment_public_list_update_20250418.pdf))

24. Partners - HALO X-ray Technologies Ltd

· Evidence informing base-year allocation inputs; displayed values and growth are calculated: Named airport pilots and approximately USD xx.xx and USD xx.xx development programs establish commercialization activity and program scale, not realized annual XRD equipment revenue. ([haloxray.com](https://www.haloxray.com/partners))

· Evidence informing forecast-year allocation inputs; displayed values and growth are calculated: Named airport pilots and approximately USD xx.xx and USD xx.xx development programs establish commercialization activity and program scale, not realized annual XRD equipment revenue. ([haloxray.com](https://www.haloxray.com/partners))

25. Explosives Trace Detectors (ETDs): Market Survey Report, November 2021

· Evidence informing base-year allocation inputs; displayed values and growth are calculated: Historical IONSCAN xx.xx list-price configurations around USD xx.xx-xx.xx constrain the IMS price class; they do not establish 2025 purchasing volumes or realizations. ([dhs.gov](https://dhs.gov/sites/default/files/2021-xx.xx/SAVER_Explosives%20Trace%20Detectors%20MSR_08Nov2021_Final-xx.xx.pdf))

· Evidence informing forecast-year allocation inputs; displayed values and growth are calculated: Historical IONSCAN xx.xx list-price configurations around USD xx.xx-xx.xx constrain the IMS price class; they do not establish 2025 purchasing volumes or realizations. ([dhs.gov](https://dhs.gov/sites/default/files/2021-xx.xx/SAVER_Explosives%20Trace%20Detectors%20MSR_08Nov2021_Final-xx.xx.pdf))

· Evidence informing base-year allocation inputs; displayed values and growth are calculated: The Fido X4 historical USD xx.xx list-price benchmark supports the explicit nominal-price bridge; baggage attribution and unit mix remain modeled.

· Evidence informing forecast-year allocation inputs; displayed values and growth are calculated: The Fido X4 historical USD xx.xx list-price benchmark supports the explicit nominal-price bridge; baggage attribution and unit mix remain modeled.

26. Astrotech Corporation - Form 10-K for the Fiscal Year Ended June 30, 2025

· Evidence informing base-year allocation inputs; displayed values and growth are calculated: Discloses FY2025 product and service revenue, xx.xx deployment locations, and a six-unit USD xx.xx order. These provide a price comparator and supplier-scale check, not baggage-only revenue. ([sec.gov](https://www.sec.gov/Archives/edgar/data/xx.xx/xx.xx/astc20250630_10k.htm))

· Evidence informing forecast-year allocation inputs; displayed values and growth are calculated: Discloses FY2025 product and service revenue, xx.xx deployment locations, and a six-unit USD xx.xx order. These provide a price comparator and supplier-scale check, not baggage-only revenue. ([sec.gov](https://www.sec.gov/Archives/edgar/data/xx.xx/xx.xx/astc20250630_10k.htm))

27. Astrotech Corporation - Form 10-K for the Fiscal Year Ended June 30, 2026

· Evidence informing base-year allocation inputs; displayed values and growth are calculated: Reports eight TRACER units sold in FY2025 versus three in FY2026, identifies grant-related revenue within FY2025 product revenue, and describes a potential subsidiary sale. These constrain MS attribution and forecast optimism. ([sec.gov](https://www.sec.gov/Archives/edgar/data/xx.xx/xx.xx/astc20260630_10k.htm))

· Evidence informing forecast-year allocation inputs; displayed values and growth are calculated: Reports eight TRACER units sold in FY2025 versus three in FY2026, identifies grant-related revenue within FY2025 product revenue, and describes a potential subsidiary sale. These constrain MS attribution and forecast optimism. ([sec.gov](https://www.sec.gov/Archives/edgar/data/xx.xx/xx.xx/astc20260630_10k.htm))

28. Liquid Explosive Detector, Bottle Liquid Scanner, Insight - Agilent

· Evidence informing base-year allocation inputs; displayed values and growth are calculated: Identifies Raman-based airport resolution products and dated September 2025 launch and May 2026 contract announcements. Supports category continuity and adoption premises, not global unit or revenue shares. ([agilent.com](https://www.agilent.com/en/product/molecular-spectroscopy/raman-spectroscopy/raman-aviation-security-systems/insight-series-alarm-resolution-systems))

· Evidence informing forecast-year allocation inputs; displayed values and growth are calculated: Identifies Raman-based airport resolution products and dated September 2025 launch and May 2026 contract announcements. Supports category continuity and adoption premises, not global unit or revenue shares. ([agilent.com](https://www.agilent.com/en/product/molecular-spectroscopy/raman-spectroscopy/raman-aviation-security-systems/insight-series-alarm-resolution-systems))

29. Bottle Liquid Scanner for Sale from China - Securina

· Evidence informing base-year allocation inputs; displayed values and growth are calculated: Positions microwave-based liquid-screening products for airports and customs. Supports commercial classification only; prices, authorization and purchasing weights remain assumptions. ([securinadetection.com](https://www.securinadetection.com/Bottle-Liquid-Scanner-Manufacturer-China.html))

· Evidence informing forecast-year allocation inputs; displayed values and growth are calculated: Positions microwave-based liquid-screening products for airports and customs. Supports commercial classification only; prices, authorization and purchasing weights remain assumptions. ([securinadetection.com](https://www.securinadetection.com/Bottle-Liquid-Scanner-Manufacturer-China.html))

30. Quick, Accurate Threat-Detection Scanner for Liquid, Aerosol, and Gels Eases and Secures Air Travel Worldwide

· Evidence informing base-year allocation inputs; displayed values and growth are calculated: Identifies LS10 as a complete commercial liquid scanner combining RF and ultrasonic capabilities, supporting nonduplicative complete-product attribution. ([battelle.org](https://www.battelle.org/insights/case-studies/case-study-details/quick-accurate-threat-detection-scanner-for-liquid-aerosol-and-gels-eases-and-secures-air-travel-worldwide))

· Evidence informing forecast-year allocation inputs; displayed values and growth are calculated: Identifies LS10 as a complete commercial liquid scanner combining RF and ultrasonic capabilities, supporting nonduplicative complete-product attribution. ([battelle.org](https://www.battelle.org/insights/case-studies/case-study-details/quick-accurate-threat-detection-scanner-for-liquid-aerosol-and-gels-eases-and-secures-air-travel-worldwide))

31. ECAC CEP Public Equipment List - Liquid Explosive Detection Systems, Update 10 July 2025

· Evidence informing base-year allocation inputs; displayed values and growth are calculated: The July xx.xx 2025 list includes One Resonance Sensors MobiLab BLS. This supports retained listed status for a named product, not active supply, paid installed stock or observed receipts. ([ecac-ceac.org](https://www.ecac-ceac.org/images/activities/security/ECAC-CEP-LEDS%20equipment%20public%20list-update%xx.xx-xx.xx-rev1.pdf))

· Evidence informing forecast-year allocation inputs; displayed values and growth are calculated: The July xx.xx 2025 list includes One Resonance Sensors MobiLab BLS. This supports retained listed status for a named product, not active supply, paid installed stock or observed receipts. ([ecac-ceac.org](https://www.ecac-ceac.org/images/activities/security/ECAC-CEP-LEDS%20equipment%20public%20list-update%xx.xx-xx.xx-rev1.pdf))

32. MobiLab BLS Bottled Liquid Scanner Endorsed By European Civil Aviation Conference

· Evidence informing base-year allocation inputs; displayed values and growth are calculated: The company's May xx.xx 2014 announcement identifies MobiLab BLS as an NMR-based airport liquid scanner and states that orders were being accepted. Establishes historical commercial offering, not 2025 deliveries. ([prnewswire.com](https://www.prnewswire.com/news-releases/mobilab-bls-bottled-liquid-scanner-endorsed-by-european-civil-aviation-conference-xx.xx.html))

· Evidence informing forecast-year allocation inputs; displayed values and growth are calculated: The company's May xx.xx 2014 announcement identifies MobiLab BLS as an NMR-based airport liquid scanner and states that orders were being accepted. Establishes historical commercial offering, not 2025 deliveries. ([prnewswire.com](https://www.prnewswire.com/news-releases/mobilab-bls-bottled-liquid-scanner-endorsed-by-european-civil-aviation-conference-xx.xx.html))

33. SafePointe BLS Powered by ORS - Bottled Liquid Explosives Detection Solution

    · Evidence informing base-year allocation inputs; displayed values and growth are calculated: The branded supplier brochure documents an ORS-powered bottled-liquid product channel. Its availability does not establish current orders or support continuity; it supports only the legacy-channel modeling premise. ([uploads-ssl.webflow.com](https://uploads-ssl.webflow.com/608330bcae48962bf6d7ff37/6149f80be6c30d34b5e3debe_BLS-Flyer-Compressed.pdf))

    · Evidence informing forecast-year allocation inputs; displayed values and growth are calculated: The branded supplier brochure documents an ORS-powered bottled-liquid product channel. Its availability does not establish current orders or support continuity; it supports only the legacy-channel modeling premise. ([uploads-ssl.webflow.com](https://uploads-ssl.webflow.com/608330bcae48962bf6d7ff37/6149f80be6c30d34b5e3debe_BLS-Flyer-Compressed.pdf))

34. Florida Division of Corporations - One Resonance Sensors, LLC, Entity Detail

    · Evidence informing base-year allocation inputs; displayed values and growth are calculated: The official registry records One Resonance Sensors, LLC as inactive following administrative dissolution on September xx.xx 2019. This counterevidence constrains continuity assumptions but does not prove zero surviving product support. ([search.sunbiz.org](https://search.sunbiz.org/Inquiry/CorporationSearch/SearchResultDetail?aggregateId=flal-l11000122986-c57f60b3-690d-4c87-836a-9aeb045075e8&directionType=CurrentList&inquirytype=EntityName&listNameOrder=ONERESONANCESENSORS+L110001229860&searchNameOrder=ONERESONANCESENSORS+L110001229860&searchTerm=ONE+RED+AMPERSAND+LLC))

    · Evidence informing forecast-year allocation inputs; displayed values and growth are calculated: The official registry records One Resonance Sensors, LLC as inactive following administrative dissolution on September xx.xx 2019. This counterevidence constrains continuity assumptions but does not prove zero surviving product support. ([search.sunbiz.org](https://search.sunbiz.org/Inquiry/CorporationSearch/SearchResultDetail?aggregateId=flal-l11000122986-c57f60b3-690d-4c87-836a-9aeb045075e8&directionType=CurrentList&inquirytype=EntityName&listNameOrder=ONERESONANCESENSORS+L110001229860&searchNameOrder=ONERESONANCESENSORS+L110001229860&searchTerm=ONE+RED+AMPERSAND+LLC))

35. Explosive Detection - Teledyne FLIR Defense

    · Evidence informing base-year allocation inputs; displayed values and growth are calculated: Lists offered Fido X-series products and service support, supporting commercial offering continuity only, not airport-specific eligibility or sales weights. ([flir.com](https://www.flir.com/threat-detection/explosives/))

    · Evidence informing forecast-year allocation inputs; displayed values and growth are calculated: Lists offered Fido X-series products and service support, supporting commercial offering continuity only, not airport-specific eligibility or sales weights. ([flir.com](https://www.flir.com/threat-detection/explosives/))

36. Scintrex Trace E3500 Explosive Trace Detection Unit - SecurityPro USA

    · Evidence informing base-year allocation inputs; displayed values and growth are calculated: The distributor offers E3500 chemiluminescence equipment and identifies customs/border applications. Supports a commercial category lead, not measured airport purchasing or the assumed price. ([securityprousa.com](https://www.securityprousa.com/collections/explosive-detection/products/scintrex-trace-e3500-explosive-trace-detection-unit))

    · Evidence informing forecast-year allocation inputs; displayed values and growth are calculated: The distributor offers E3500 chemiluminescence equipment and identifies customs/border applications. Supports a commercial category lead, not measured airport purchasing or the assumed price. ([securityprousa.com](https://www.securityprousa.com/collections/explosive-detection/products/scintrex-trace-e3500-explosive-trace-detection-unit))

37. Portable Explosive Detector - Trace Detector EVD-3000+

- Evidence informing base-year allocation inputs; displayed values and growth are calculated: The distributor offers EVD-xx.xx+ thermo-redox equipment. Supports offered-product classification, not airport authorization, purchasing volume or the modeled realization. ([securityprousa.com](https://www.securityprousa.com/products/scintrex-trace-evd-xx.xx-portable-trace-detection-unit))
- Evidence informing forecast-year allocation inputs; displayed values and growth are calculated: The distributor offers EVD-xx.xx+ thermo-redox equipment. Supports offered-product classification, not airport authorization, purchasing volume or the modeled realization. ([securityprousa.com](https://www.securityprousa.com/products/scintrex-trace-evd-xx.xx-portable-trace-detection-unit))

38. CATSA's Purchase Order Terms and Conditions

- Evidence informing base-year allocation inputs; displayed values and growth are calculated: Contract terms constrain maintenance, parts and consumables escalation, qualifying unrestricted aftermarket pricing assumptions in the projection lifecycle model. ([catsa-acsta.gc.ca](https://www.catsa-acsta.gc.ca/en/publications/catsa-s-purchase-order-terms-and-conditions))
- Evidence informing forecast-year allocation inputs; displayed values and growth are calculated: Contract terms constrain maintenance, parts and consumables escalation, qualifying unrestricted aftermarket pricing assumptions in the projection lifecycle model. ([catsa-acsta.gc.ca](https://www.catsa-acsta.gc.ca/en/publications/catsa-s-purchase-order-terms-and-conditions))
- Evidence informing base-year allocation inputs; displayed values and growth are calculated: Contractual price limits constrain the pricing premise, but do not verify CT-specific global support receipts.
- Evidence informing forecast-year allocation inputs; displayed values and growth are calculated: Contractual price limits constrain the pricing premise, but do not verify CT-specific global support receipts.
- Evidence informing base-year allocation inputs; displayed values and growth are calculated: Maintenance and consumable escalation limits qualify the trace-platform pricing assumption rather than establishing the modeled IMS share.
- Evidence informing forecast-year allocation inputs; displayed values and growth are calculated: Maintenance and consumable escalation limits qualify the trace-platform pricing assumption rather than establishing the modeled IMS share.
- Evidence informing base-year allocation inputs; displayed values and growth are calculated: The pre-existing-software clause grants broad license rights without transferring ownership; proprietary ownership alone therefore cannot establish the Closed revenue numerator. ([catsa-acsta.gc.ca](https://www.catsa-acsta.gc.ca/en/publications/catsa-s-purchase-order-terms-and-conditions))
- Evidence informing forecast-year allocation inputs; displayed values and growth are calculated: The pre-existing-software clause grants broad license rights without transferring ownership; proprietary ownership alone therefore cannot establish the Closed revenue numerator. ([catsa-acsta.gc.ca](https://www.catsa-acsta.gc.ca/en/publications/catsa-s-purchase-order-terms-and-conditions))
- Evidence informing base-year allocation inputs; displayed values and growth are calculated: Software modification rights are not themselves proof of standards-based interfaces or independent component substitution; supports conservative classification. ([catsa-acsta.gc.ca](https://www.catsa-acsta.gc.ca/en/publications/catsa-s-purchase-order-terms-and-conditions))
- Evidence informing forecast-year allocation inputs; displayed values and growth are calculated: Software modification rights are not themselves proof of standards-based interfaces or independent component substitution; supports conservative classification. ([catsa-acsta.gc.ca](https://www.catsa-acsta.gc.ca/en/publications/catsa-s-purchase-order-terms-and-conditions))

39. Liquids Scanner for Airport Security - UC Davis
    - Evidence informing base-year allocation inputs; displayed values and growth are calculated: The February xx.xx 2011 account establishes a development contract and licensing relationship. Its development allocation is excluded from 2025 receipts and does not establish a surviving commercial cohort. ([ucdavis.edu](https://www.ucdavis.edu/news/liquids-scanner-airport-security))
    - Evidence informing forecast-year allocation inputs; displayed values and growth are calculated: The February xx.xx 2011 account establishes a development contract and licensing relationship. Its development allocation is excluded from 2025 receipts and does not establish a surviving commercial cohort. ([ucdavis.edu](https://www.ucdavis.edu/news/liquids-scanner-airport-security))
40. Open Architecture for Airport Security Systems, Second Edition
    - Evidence informing base-year allocation inputs; displayed values and growth are calculated: Distinguishes proprietary integration from interoperable connections, supporting the category boundary rather than an observed revenue share. ([aci-europe.org](https://aci-europe.org/downloads/resources/Open%20Architecture%20for%20Airport%20Security%20Systems%202nd%20Edition.pdf))
    - Evidence informing forecast-year allocation inputs; displayed values and growth are calculated: Distinguishes proprietary integration from interoperable connections, supporting the category boundary rather than an observed revenue share. ([aci-europe.org](https://aci-europe.org/downloads/resources/Open%20Architecture%20for%20Airport%20Security%20Systems%202nd%20Edition.pdf))
    - Evidence informing base-year allocation inputs; displayed values and growth are calculated: Integration does not guarantee interoperability; this constrains attribution of vendor-mediated configurations. ([aci-europe.org](https://aci-europe.org/downloads/resources/Open%20Architecture%20for%20Airport%20Security%20Systems%202nd%20Edition.pdf))
    - Evidence informing forecast-year allocation inputs; displayed values and growth are calculated: Integration does not guarantee interoperability; this constrains attribution of vendor-mediated configurations. ([aci-europe.org](https://aci-europe.org/downloads/resources/Open%20Architecture%20for%20Airport%20Security%20Systems%202nd%20Edition.pdf))
    - Evidence informing base-year allocation inputs; displayed values and growth are calculated: Allows identified partial compliance and discusses accountable integration responsibilities; supports scoped open attribution, not whole-purchase reclassification. ([aci-europe.org](https://aci-europe.org/downloads/resources/Open%20Architecture%20for%20Airport%20Security%20Systems%202nd%20Edition.pdf))
    - Evidence informing forecast-year allocation inputs; displayed values and growth are calculated: Allows identified partial compliance and discusses accountable integration responsibilities; supports scoped open attribution, not whole-purchase reclassification. ([aci-europe.org](https://aci-europe.org/downloads/resources/Open%20Architecture%20for%20Airport%20Security%20Systems%202nd%20Edition.pdf))

41. CATSA 2025 Annual Report - Overview of Activities

- Evidence informing base-year allocation inputs; displayed values and growth are calculated: Reports xx.xx CATSA Plus lines across xx.xx airports serving more than xx.xx% of passengers in 2024/xx.xx; provides an independent integration-activity check, not a direct value allocation. ([catsa-acsta.gc.ca](https://www.catsa-acsta.gc.ca/en/publications/2025-annual-report/overview-activities))
- Evidence informing forecast-year allocation inputs; displayed values and growth are calculated: Reports xx.xx CATSA Plus lines across xx.xx airports serving more than xx.xx% of passengers in 2024/xx.xx; provides an independent integration-activity check, not a direct value allocation. ([catsa-acsta.gc.ca](https://www.catsa-acsta.gc.ca/en/publications/2025-annual-report/overview-activities))
- Evidence informing base-year allocation inputs; displayed values and growth are calculated: The reported modernized passenger coverage constrains an assumption of universally standalone activity, while leaving commercial architecture and revenue attribution unresolved. ([catsa-acsta.gc.ca](https://www.catsa-acsta.gc.ca/en/publications/2025-annual-report/overview-activities))
- Evidence informing forecast-year allocation inputs; displayed values and growth are calculated: The reported modernized passenger coverage constrains an assumption of universally standalone activity, while leaving commercial architecture and revenue attribution unresolved. ([catsa-acsta.gc.ca](https://www.catsa-acsta.gc.ca/en/publications/2025-annual-report/overview-activities))
- Evidence informing forecast-year allocation inputs; displayed values and growth are calculated: The annual report identifies enhanced non-passenger requirements and implementation planned from spring 2025. This supports a conditional modernization premise, not the modeled global uptake factor.
- Evidence informing base-year allocation inputs; displayed values and growth are calculated: Reports xx.xx CATSA Plus lines and more than xx.xx% passenger coverage in 2024/xx.xx; provides a Canadian adoption comparator, not a global local-review revenue weight. ([catsa-acsta.gc.ca](https://www.catsa-acsta.gc.ca/en/publications/2025-annual-report/overview-activities))
- Evidence informing forecast-year allocation inputs; displayed values and growth are calculated: Reports xx.xx CATSA Plus lines and more than xx.xx% passenger coverage in 2024/xx.xx; provides a Canadian adoption comparator, not a global local-review revenue weight. ([catsa-acsta.gc.ca](https://www.catsa-acsta.gc.ca/en/publications/2025-annual-report/overview-activities))
- Evidence informing base-year allocation inputs; displayed values and growth are calculated: Identifies remote screening within CATSA Plus and quantifies deployment; constrains the commercial-adoption premise but does not establish each review room's location. ([catsa-acsta.gc.ca](https://www.catsa-acsta.gc.ca/en/publications/2025-annual-report/overview-activities))
- Evidence informing forecast-year allocation inputs; displayed values and growth are calculated: Identifies remote screening within CATSA Plus and quantifies deployment; constrains the commercial-adoption premise but does not establish each review room's location. ([catsa-acsta.gc.ca](https://www.catsa-acsta.gc.ca/en/publications/2025-annual-report/overview-activities))
- Evidence informing base-year allocation inputs; displayed values and growth are calculated: Deployment coverage constrains the addressable network-enabled pool; it does not disclose hybrid contracts or justify the modeled hybrid percentage. ([catsa-acsta.gc.ca](https://www.catsa-acsta.gc.ca/en/publications/2025-annual-report/overview-activities))
- Evidence informing forecast-year allocation inputs; displayed values and growth are calculated: Deployment coverage constrains the addressable network-enabled pool; it does not disclose hybrid contracts or justify the modeled hybrid percentage. ([catsa-acsta.gc.ca](https://www.catsa-acsta.gc.ca/en/publications/2025-annual-report/overview-activities))

42. CATSA - Beyond the Checkpoint, December 2025

- Evidence informing base-year allocation inputs; displayed values and growth are calculated: Reports xx.xx operational CT machines at eight airports and a modular-line average of xx.xx passengers per hour versus xx.xx for traditional multi-split lines; supports the bounded throughput-to-unit bridge and phased-deployment premise. ([catsa-acsta.gc.ca](https://www.catsa-acsta.gc.ca/en/about-us/beyond-checkpoint-2025-december))
- Evidence informing forecast-year allocation inputs; displayed values and growth are calculated: Reports xx.xx operational CT machines at eight airports and a modular-line average of xx.xx passengers per hour versus xx.xx for traditional multi-split lines; supports the bounded throughput-to-unit bridge and phased-deployment premise. ([catsa-acsta.gc.ca](https://www.catsa-acsta.gc.ca/en/about-us/beyond-checkpoint-2025-december))

43. Smiths Detection Delivers Fully Automated International Remote Baggage Screening System Between South Korea and the United States

- Evidence informing base-year allocation inputs; displayed values and growth are calculated: The January xx.xx 2026 disclosure identifies xx.xx software licenses and DICOS V3.xx.xx exchange, and dates operational service to August 2025. Supports commercial standards-based activity and forecast feasibility, not an observed global share or a confirmed 2025 license inventory. ([smithsdetection.com](https://www.smithsdetection.com/press-releases/smiths-detection-delivers-fully-automated-international-remote-baggage-screening-system-between-south-korea-and-the-united-states/))
- Evidence informing forecast-year allocation inputs; displayed values and growth are calculated: The January xx.xx 2026 disclosure identifies xx.xx software licenses and DICOS V3.xx.xx exchange, and dates operational service to August 2025. Supports commercial standards-based activity and forecast feasibility, not an observed global share or a confirmed 2025 license inventory. ([smithsdetection.com](https://www.smithsdetection.com/press-releases/smiths-detection-delivers-fully-automated-international-remote-baggage-screening-system-between-south-korea-and-the-united-states/))

44. SeeTrue Marks Milestone with Over 100 X-ray Checkpoint Installations of Advanced AI-Based Threat Detection Software

- Evidence informing base-year allocation inputs; displayed values and growth are calculated: The December xx.xx 2024 announcement reports the 100th operational screening lane across airports and other sectors. Provides a limited commercial-adoption scale check; it is neither airport-only nor a census of standards-based entitlements. ([seetrue.ai](https://www.seetrue.ai/seetrue-marks-milestone-with-over-xx.xx-x-ray-checkpoint-installations-of-advanced-ai-based-threat-detection-software/))
- Evidence informing forecast-year allocation inputs; displayed values and growth are calculated: The December xx.xx 2024 announcement reports the 100th operational screening lane across airports and other sectors. Provides a limited commercial-adoption scale check; it is neither airport-only nor a census of standards-based entitlements. ([seetrue.ai](https://www.seetrue.ai/seetrue-marks-milestone-with-over-xx.xx-x-ray-checkpoint-installations-of-advanced-ai-based-threat-detection-software/))

45. Scarabee's Checkpoint Property Screening System to be deployed at DEN

- Evidence informing base-year allocation inputs; displayed values and growth are calculated: Describes a xx.xx-lane Denver award combining Scarabee lanes with Smiths scanners. Corroborates a commercial mixed-supplier integration route; an award is not realized annual revenue or proof of unrestricted interoperability. ([daifukuatec.com](https://daifukuatec.com/news/scarabees-checkpoint-property-screening-system-to-be-deployed-at-den))
- Evidence informing forecast-year allocation inputs; displayed values and growth are calculated: Describes a xx.xx-lane Denver award combining Scarabee lanes with Smiths scanners. Corroborates a commercial mixed-supplier integration route; an award is not realized annual revenue or proof of unrestricted interoperability. ([daifukuatec.com](https://daifukuatec.com/news/scarabees-checkpoint-property-screening-system-to-be-deployed-at-den))

46. CATSA Annual Report 2024 - Management's Discussion and Analysis

- Evidence informing base-year allocation inputs; displayed values and growth are calculated: FY2023/xx.xx pre-board capital appropriations used of C$xx.xx provide the second period in the non-passenger-to-cabin purchasing comparison.
- Evidence informing base-year allocation inputs; displayed values and growth are calculated: FY2023/xx.xx non-passenger capital appropriations used of C$xx.xx enter the two-period activity proxy; they do not identify the property-only fraction.
- Evidence informing forecast-year allocation inputs; displayed values and growth are calculated: FY2023/xx.xx non-passenger capital appropriations used of C$xx.xx enter the two-period activity proxy; they do not identify the property-only fraction.

47. Smiths Detection confirm order of 91 advanced scanners for new terminals at Moscow Sheremetyevo International Airport
    - Evidence informing base-year allocation inputs; displayed values and growth are calculated: The dated airport deployment includes xx.xx entrance baggage systems and xx.xx cabin-checkpoint systems. Their ratio supplies a historical relative-density proxy, subsequently discounted for assumed global coverage.
    - Evidence informing forecast-year allocation inputs; displayed values and growth are calculated: The dated airport deployment includes xx.xx entrance baggage systems and xx.xx cabin-checkpoint systems. Their ratio supplies a historical relative-density proxy, subsequently discounted for assumed global coverage.
48. Cochin International Airport Selects Smiths Detection's CTX 9800 for Next-Generation Hold Baggage Screening
    - Evidence informing base-year allocation inputs; displayed values and growth are calculated: The May 2017 deployment identifies xx.xx customs baggage systems alongside four hold-baggage systems. This supports the customs-intensive historical configuration proxy, not current global fleet or revenue observations.
    - Evidence informing forecast-year allocation inputs; displayed values and growth are calculated: The May 2017 deployment identifies xx.xx customs baggage systems alongside four hold-baggage systems. This supports the customs-intensive historical configuration proxy, not current global fleet or revenue observations.
49. CATSA Functions, Programs and Activities
    - Evidence informing base-year allocation inputs; displayed values and growth are calculated: Hold-baggage activities include equipment purchase, baggage-handling integration and equipment maintenance, supporting the checked-baggage capital and lifecycle boundary.
    - Evidence informing forecast-year allocation inputs; displayed values and growth are calculated: Hold-baggage activities include equipment purchase, baggage-handling integration and equipment maintenance, supporting the checked-baggage capital and lifecycle boundary.
    - Evidence informing base-year allocation inputs; displayed values and growth are calculated: Non-passenger screening covers airport workers and their belongings; only attributable property-screening offerings enter this allocation.
    - Evidence informing forecast-year allocation inputs; displayed values and growth are calculated: Non-passenger screening covers airport workers and their belongings; only attributable property-screening offerings enter this allocation.
50. Fraport TAV Antalya Airport - About the security control itself
    - Evidence informing base-year allocation inputs; displayed values and growth are calculated: The airport operator distinguishes terminal-entry security from a subsequent checkpoint. This supports a separate entrance-screening mission while providing no global prevalence or spending share.
    - Evidence informing forecast-year allocation inputs; displayed values and growth are calculated: The airport operator distinguishes terminal-entry security from a subsequent checkpoint. This supports a separate entrance-screening mission while providing no global prevalence or spending share.
51. EMSD VoiceLink, Issue 79, June 2026 - EMSD Provides Comprehensive Support for Terminal 2 Commissioning
    - Evidence informing forecast-year allocation inputs; displayed values and growth are calculated: The June 2026 account identifies baggage-and-parcel equipment procurement and installation for the customs authority at Terminal xx.xx. It supports a separate commissioning mission but does not isolate baggage expenditure.
52. GAO-26-107811 - Guam: Considerations for Evaluating Alternative Customs Models and Potential Economic Effects
    - Evidence informing base-year allocation inputs; displayed values and growth are calculated: The audit identifies two historical airport-customs baggage systems inactive for years and delayed replacement procurement. This challenges conversion of installed stock or acknowledged need directly into annual equipment and support revenue.
    - Evidence informing forecast-year allocation inputs; displayed values and growth are calculated: The audit identifies two historical airport-customs baggage systems inactive for years and delayed replacement procurement. This challenges conversion of installed stock or acknowledged need directly into annual equipment and support revenue.

53. Bennet, Moran, Van Hollen, Boozman Introduce Bill to Bolster Aviation Safety
    - Evidence informing base-year allocation inputs; displayed values and growth are calculated: The July xx.xx 2025 official release identifies xx.xx U.S. screening lanes, used as agency purchasing-exposure calibration rather than observed annual equipment sales.
    - Evidence informing forecast-year allocation inputs; displayed values and growth are calculated: The July xx.xx 2025 official release identifies xx.xx U.S. screening lanes, used as agency purchasing-exposure calibration rather than observed annual equipment sales.
54. Bank of Canada - Annual exchange rates
    - Evidence informing base-year allocation inputs; displayed values and growth are calculated: Annual exchange-rate observations support the inherited fiscal-period approximation of xx.xx Canadian dollars per U.S. dollar; this is not a transaction-weighted exchange rate.
    - Evidence informing forecast-year allocation inputs; displayed values and growth are calculated: Annual exchange-rate observations support the inherited fiscal-period approximation of xx.xx Canadian dollars per U.S. dollar; this is not a transaction-weighted exchange rate.
55. Japan’s leading airline revolutionizes check in experience with new Smiths Detection technology
    - Evidence informing base-year allocation inputs; displayed values and growth are calculated: The August 2023 announcement identifies JAL as customer for five screening ecosystems and reports xx.xx deployed iLane units across Japan. These are historical commercial-stock anchors, not an airline-only fleet or 2025 sales observation.
    - Evidence informing forecast-year allocation inputs; displayed values and growth are calculated: The August 2023 announcement identifies JAL as customer for five screening ecosystems and reports xx.xx deployed iLane units across Japan. These are historical commercial-stock anchors, not an airline-only fleet or 2025 sales observation.
56. Narita International Airport anticipates threats with integrated solutions
    - Evidence informing base-year allocation inputs; displayed values and growth are calculated: Identifies Narita airport as a screening-technology customer and describes xx.xx lane-related installations, qualifying any assumption that the supplier's Japanese installed stock was purchased entirely by airlines.
    - Evidence informing forecast-year allocation inputs; displayed values and growth are calculated: Identifies Narita airport as a screening-technology customer and describes xx.xx lane-related installations, qualifying any assumption that the supplier's Japanese installed stock was purchased entirely by airlines.
57. MLIT - 保安検査の実施主体が変わります！ - June 27, 2025
    - Evidence informing forecast-year allocation inputs; displayed values and growth are calculated: The June xx.xx 2025 announcement targets transfer of security-screening responsibility from airlines to airport managers, with leading cases targeted in FY2026. Supports a conditional reduction in airline purchasing, not an observed contract-transfer percentage.
    - Evidence informing forecast-year allocation inputs; displayed values and growth are calculated: The transfer direction supports modeled airport-manager purchasing gains. Continued shared financing does not imply equal purchasing shares.
58. ICTS International N.V. - Annual Report for the year ended December 31, 2025
    - Evidence informing base-year allocation inputs; displayed values and growth are calculated: Discloses USD xx.xx company-wide property/equipment purchases and USD xx.xx airport-security revenue in 2025. Supports an asset-light purchasing-intensity proxy; the in-scope fraction and global expansion remain assumptions.
    - Evidence informing forecast-year allocation inputs; displayed values and growth are calculated: Discloses USD xx.xx company-wide property/equipment purchases and USD xx.xx airport-security revenue in 2025. Supports an asset-light purchasing-intensity proxy; the in-scope fraction and global expansion remain assumptions.

59. EU Publications Office - Purchase and maintenance of non-intrusive X-ray inspection equipment for baggage and air cargo volume control
    - Evidence informing base-year allocation inputs; displayed values and growth are calculated: Identifies Autoridade Tributária e Aduaneira as buyer and reports a 2026 award of EUR xx.xx across four lots for baggage/air-cargo inspection equipment and maintenance. Provides a buyer-role and commercial-scale comparator, not 2025 baggage-only annual expenditure.
    - Evidence informing forecast-year allocation inputs; displayed values and growth are calculated: Identifies Autoridade Tributária e Aduaneira as buyer and reports a 2026 award of EUR xx.xx across four lots for baggage/air-cargo inspection equipment and maintenance. Provides a buyer-role and commercial-scale comparator, not 2025 baggage-only annual expenditure.
60. ACI World - Busiest Airports in the World
    - Evidence informing base-year allocation inputs; displayed values and growth are calculated: Reports approximately xx.xx international airport passenger movements in 2025. Half provides an approximate arrival-movement scale check before transfer exclusions, not a customs examination or equipment-purchasing weight.
    - Evidence informing forecast-year allocation inputs; displayed values and growth are calculated: Reports approximately xx.xx international airport passenger movements in 2025. Half provides an approximate arrival-movement scale check before transfer exclusions, not a customs examination or equipment-purchasing weight.
61. Heathrow announces £2.3bn accelerated investment plan to upgrade the UK's international gateway to growth
    - Evidence informing base-year allocation inputs; displayed values and growth are calculated: Reports GBP xx.xx invested in security-lane upgrades during 2024, supporting material airport-directed purchasing. Broader infrastructure obligations and historical timing prevent treating the amount as 2025 in-scope market receipts.
    - Evidence informing forecast-year allocation inputs; displayed values and growth are calculated: Reports GBP xx.xx invested in security-lane upgrades during 2024, supporting material airport-directed purchasing. Broader infrastructure obligations and historical timing prevent treating the amount as 2025 in-scope market receipts.
62. Fraport Assumes Responsibility for Aviation Security Checks at Frankfurt Airport
    - Evidence informing base-year allocation inputs; displayed values and growth are calculated: Documents Fraport's checkpoint-management responsibility from January 2023, six initial CT-equipped lanes and three contracted screening providers. Supports distinguishing an airport commissioning role from regulator oversight and contracted screening labor.
    - Evidence informing forecast-year allocation inputs; displayed values and growth are calculated: Documents Fraport's checkpoint-management responsibility from January 2023, six initial CT-equipped lanes and three contracted screening providers. Supports distinguishing an airport commissioning role from regulator oversight and contracted screening labor.
63. Advanced Cabin Baggage Screening - Computed Tomography Implementation Guide
    - Evidence informing base-year allocation inputs; displayed values and growth are calculated: Distinguishes standalone CT, including equipment-local conveyance, from integrated screening-lane configurations; supports attribution boundaries, not a revenue weight.
    - Evidence informing forecast-year allocation inputs; displayed values and growth are calculated: Distinguishes standalone CT, including equipment-local conveyance, from integrated screening-lane configurations; supports attribution boundaries, not a revenue weight.
    - Evidence informing base-year allocation inputs; displayed values and growth are calculated: Identifies automated tray-return and automated screening-lane integration as commercially distinct configurations; supports the lane-integrated category definition.
    - Evidence informing forecast-year allocation inputs; displayed values and growth are calculated: Identifies automated tray-return and automated screening-lane integration as commercially distinct configurations; supports the lane-integrated category definition.

64. GAO-12-266 - Checked Baggage Screening: TSA Has Deployed Optimal Systems at the Majority of TSA-Regulated Airports, but Could Strengthen Cost Estimates

- Evidence informing base-year allocation inputs; displayed values and growth are calculated: The December 2011 table reports xx.xx standalone EDS alongside xx.xx in-line EDS; this historical machine-count comparator constrains, but does not determine, the current global allocation.
- Evidence informing forecast-year allocation inputs; displayed values and growth are calculated: The December 2011 table reports xx.xx standalone EDS alongside xx.xx in-line EDS; this historical machine-count comparator constrains, but does not determine, the current global allocation.
- Evidence informing base-year allocation inputs; displayed values and growth are calculated: Reports xx.xx in-line EDS across xx.xx in-line systems and distinguishes equipment counts from integrated-system counts; supports the historical configuration bridge.
- Evidence informing forecast-year allocation inputs; displayed values and growth are calculated: Reports xx.xx in-line EDS across xx.xx in-line systems and distinguishes equipment counts from integrated-system counts; supports the historical configuration bridge.

65. Smiths Detection selected as security technology provider to International Airport Heraklion Crete

- Evidence informing base-year allocation inputs; displayed values and growth are calculated: The September xx.xx 2025 announcement identifies eight cabin CT scanners and eight automated tray-return systems for Heraklion, with installation planned across late 2025 and mid-2026; supports ongoing integrated procurement, not realized annual revenue.
- Evidence informing forecast-year allocation inputs; displayed values and growth are calculated: The September xx.xx 2025 announcement identifies eight cabin CT scanners and eight automated tray-return systems for Heraklion, with installation planned across late 2025 and mid-2026; supports ongoing integrated procurement, not realized annual revenue.

66. Centralised Image Processing: The Impact on Security Checkpoints

- Evidence informing base-year allocation inputs; displayed values and growth are calculated: Distinguishes checkpoint-local image review from separate-room arrangements; supports retaining networked local activity rather than automatically assigning it to remote review. ([casra.ch](https://casra.ch/wp-content/uploads/2021/xx.xx/Kuhn-2017.-Centralised-image-processing.pdf))
- Evidence informing forecast-year allocation inputs; displayed values and growth are calculated: Distinguishes checkpoint-local image review from separate-room arrangements; supports retaining networked local activity rather than automatically assigning it to remote review. ([casra.ch](https://casra.ch/wp-content/uploads/2021/xx.xx/Kuhn-2017.-Centralised-image-processing.pdf))
- Evidence informing base-year allocation inputs; displayed values and growth are calculated: Describes separate screening rooms and established remote hold-baggage review at larger airports; supports the cohort-maturity premise, not a numerical global share. ([casra.ch](https://casra.ch/wp-content/uploads/2021/xx.xx/Kuhn-2017.-Centralised-image-processing.pdf))
- Evidence informing forecast-year allocation inputs; displayed values and growth are calculated: Describes separate screening rooms and established remote hold-baggage review at larger airports; supports the cohort-maturity premise, not a numerical global share. ([casra.ch](https://casra.ch/wp-content/uploads/2021/xx.xx/Kuhn-2017.-Centralised-image-processing.pdf))
- Evidence informing base-year allocation inputs; displayed values and growth are calculated: Describes combined checkpoint and remote-room arrangements, establishing a mixed-location commercial configuration without measuring its prevalence or price. ([casra.ch](https://casra.ch/wp-content/uploads/2021/xx.xx/Kuhn-2017.-Centralised-image-processing.pdf))
- Evidence informing forecast-year allocation inputs; displayed values and growth are calculated: Describes combined checkpoint and remote-room arrangements, establishing a mixed-location commercial configuration without measuring its prevalence or price. ([casra.ch](https://casra.ch/wp-content/uploads/2021/xx.xx/Kuhn-2017.-Centralised-image-processing.pdf))

67. Annual Report 2024 - CATSA's Operating Environment

- Evidence informing base-year allocation inputs; displayed values and growth are calculated: Reports xx.xx CATSA Plus lines and more than xx.xx% passenger coverage in 2023/xx.xx providing the historical comparison rather than a global location allocation. ([catsa-acsta.gc.ca](https://www.catsa-acsta.gc.ca/en/publications/catsa-s-operating-environment))
- Evidence informing forecast-year allocation inputs; displayed values and growth are calculated: Reports xx.xx CATSA Plus lines and more than xx.xx% passenger coverage in 2023/xx.xx providing the historical comparison rather than a global location allocation. ([catsa-acsta.gc.ca](https://www.catsa-acsta.gc.ca/en/publications/catsa-s-operating-environment))
- Evidence informing base-year allocation inputs; displayed values and growth are calculated: Together with the subsequent annual report, supports a seven-line deployment increase without a corresponding increase in reported passenger coverage. ([catsa-acsta.gc.ca](https://www.catsa-acsta.gc.ca/en/publications/catsa-s-operating-environment))
- Evidence informing forecast-year allocation inputs; displayed values and growth are calculated: Together with the subsequent annual report, supports a seven-line deployment increase without a corresponding increase in reported passenger coverage. ([catsa-acsta.gc.ca](https://www.catsa-acsta.gc.ca/en/publications/catsa-s-operating-environment))
- Evidence informing base-year allocation inputs; displayed values and growth are calculated: Provides a historical network-enabled deployment anchor, while leaving the physical mixed-location contract share unmeasured. ([catsa-acsta.gc.ca](https://www.catsa-acsta.gc.ca/en/publications/catsa-s-operating-environment))
- Evidence informing forecast-year allocation inputs; displayed values and growth are calculated: Provides a historical network-enabled deployment anchor, while leaving the physical mixed-location contract share unmeasured. ([catsa-acsta.gc.ca](https://www.catsa-acsta.gc.ca/en/publications/catsa-s-operating-environment))

68. L22020-T-TG Upgrades to the Passenger Search Area, body scanners, EDS C3 cabin baggage screening - Contract Award Notice

- Evidence informing base-year allocation inputs; displayed values and growth are calculated: The January xx.xx 2023 Luton award expressly includes construction of a remote screening room at the airport terminal, supporting separate-room commercial procurement. Its broader scope is not treated as baggage-only annual revenue. ([find-tender.service.gov.uk](https://www.find-tender.service.gov.uk/Notice/xx.xx-2023))
- Evidence informing forecast-year allocation inputs; displayed values and growth are calculated: The January xx.xx 2023 Luton award expressly includes construction of a remote screening room at the airport terminal, supporting separate-room commercial procurement. Its broader scope is not treated as baggage-only annual revenue. ([find-tender.service.gov.uk](https://www.find-tender.service.gov.uk/Notice/xx.xx-2023))

69. Greater Orlando Aviation Authority - Minutes of the February 19, 2025 Meeting

- Evidence informing base-year allocation inputs; displayed values and growth are calculated: Authorizes up to USD xx.xx for baggage-system and Remote Screening Facility network/server separation. Half this ceiling is an explicitly assumed deployment-cost comparator, not observed off-site receipts. ([assets.ctfassets.net](https://assets.ctfassets.net/qiecpoxp4bka/6BCjKImOwJmeZxqtGVdpYR/1e2d759a2c44b5b6d71193cb9927ec75/2025-xx.xx-19_Board_Minutes.pdf))
- Evidence informing forecast-year allocation inputs; displayed values and growth are calculated: Authorizes up to USD xx.xx for baggage-system and Remote Screening Facility network/server separation. Half this ceiling is an explicitly assumed deployment-cost comparator, not observed off-site receipts. ([assets.ctfassets.net](https://assets.ctfassets.net/qiecpoxp4bka/6BCjKImOwJmeZxqtGVdpYR/1e2d759a2c44b5b6d71193cb9927ec75/2025-xx.xx-19_Board_Minutes.pdf))
- Evidence informing base-year allocation inputs; displayed values and growth are calculated: Provides the commercial networking-cost anchor for the modeled transfer from existing on-site pools, avoiding additional market value or duplicate host-equipment attribution. ([assets.ctfassets.net](https://assets.ctfassets.net/qiecpoxp4bka/6BCjKImOwJmeZxqtGVdpYR/1e2d759a2c44b5b6d71193cb9927ec75/2025-xx.xx-19_Board_Minutes.pdf))
- Evidence informing forecast-year allocation inputs; displayed values and growth are calculated: Provides the commercial networking-cost anchor for the modeled transfer from existing on-site pools, avoiding additional market value or duplicate host-equipment attribution. ([assets.ctfassets.net](https://assets.ctfassets.net/qiecpoxp4bka/6BCjKImOwJmeZxqtGVdpYR/1e2d759a2c44b5b6d71193cb9927ec75/2025-xx.xx-19_Board_Minutes.pdf))

70. American and U.S. Customs and Border Protection pilot innovative baggage screening initiative

- Evidence informing base-year allocation inputs; displayed values and growth are calculated: American's April xx.xx 2025 announcement identifies a daily Sydney-Los Angeles IRBS pilot and unchanged screening requirements. It anchors one sampled connection and an assumed partial-year licensing period, not disclosed revenue. ([s202.q4cdn.com](https://s202.q4cdn.com/xx.xx/files/doc_news/American-and-US-Customs-and-Border-Protection-pilot-innovative-baggage-screening-initiative-OPS-OTH-xx.xx-2025.pdf))
- Evidence informing forecast-year allocation inputs; displayed values and growth are calculated: American's April xx.xx 2025 announcement identifies a daily Sydney-Los Angeles IRBS pilot and unchanged screening requirements. It anchors one sampled connection and an assumed partial-year licensing period, not disclosed revenue. ([s202.q4cdn.com](https://s202.q4cdn.com/xx.xx/files/doc_news/American-and-US-Customs-and-Border-Protection-pilot-innovative-baggage-screening-initiative-OPS-OTH-xx.xx-2025.pdf))

71. 델타항공-대한항공, 인천발 애틀랜타 노선 대상 위탁수하물 원격 검색 방식 신규 도입

- Evidence informing base-year allocation inputs; displayed values and growth are calculated: The August xx.xx 2025 announcement identifies the Incheon-Atlanta IRBS arrangement, anchoring a second sampled connection and a partial-year commercial-activity assumption without establishing contract value. ([news.delta.com](https://news.delta.com/delta-and-koreanair-launch-remote-baggage-screening-on-icn-atl-KR))
- Evidence informing forecast-year allocation inputs; displayed values and growth are calculated: The August xx.xx 2025 announcement identifies the Incheon-Atlanta IRBS arrangement, anchoring a second sampled connection and a partial-year commercial-activity assumption without establishing contract value. ([news.delta.com](https://news.delta.com/delta-and-koreanair-launch-remote-baggage-screening-on-icn-atl-KR))

72. United Launches CBP's International Remote Baggage Screening on Select International Flights

- Evidence informing base-year allocation inputs; displayed values and growth are calculated: United's September xx.xx 2025 announcement identifies daily Sydney-San Francisco service and named technology partners, anchoring a third sampled connection. It reports no attributable software or integration receipts. ([united.mediaroom.com](https://united.mediaroom.com/2025-xx.xx-xx.xx-United-Launches-CBPs-International-Remote-Baggage-Screening-on-Select-International-Flights))
- Evidence informing forecast-year allocation inputs; displayed values and growth are calculated: United's September xx.xx 2025 announcement identifies daily Sydney-San Francisco service and named technology partners, anchoring a third sampled connection. It reports no attributable software or integration receipts. ([united.mediaroom.com](https://united.mediaroom.com/2025-xx.xx-xx.xx-United-Launches-CBPs-International-Remote-Baggage-Screening-on-Select-International-Flights))

73. Airline Passengers Face Fewer Bag Checkpoints, Thanks to PNNL, Partners

- Evidence informing forecast-year allocation inputs; displayed values and growth are calculated: The August xx.xx 2026 laboratory release describes implementation on additional routes, including Seoul arrivals at Minneapolis-St. Paul and Detroit. This supports expansion direction, not the forecast connection count, realization or global share. ([pnnl.gov](https://www.pnnl.gov/news-media/airline-passengers-face-fewer-bag-checkpoints-thanks-pnnl-partners))

74. TSA awards $781.2 million to procure additional CT X-Ray scanners for airport checkpoints

- Evidence informing base-year allocation inputs; displayed values and growth are calculated: The March xx.xx 2022 announcement identifies up to USD xx.xx for procurement and maintenance of up to xx.xx systems from an OEM. This is a historical procurement-scale anchor, not annual 2025 direct-channel revenue. ([content.govdelivery.com](https://content.govdelivery.com/accounts/USDHSTSA/bulletins/30f6e5f))
- Evidence informing base-year allocation inputs; displayed values and growth are calculated: The award includes full-size automated lanes, cautioning against assigning all automation value to non-OEM integration primes; exact contractual-role attribution is not disclosed. ([content.govdelivery.com](https://content.govdelivery.com/accounts/USDHSTSA/bulletins/30f6e5f))

75. OSI Systems, Inc. - Form 10-K for the fiscal year ended June 30, 2026

- Evidence informing base-year allocation inputs; displayed values and growth are calculated: The filing describes regional direct security-product sales and direct maintenance relationships. Its broader security scope supports route coexistence, not baggage-only sales weights. ([sec.gov](https://www.sec.gov/Archives/edgar/data/xx.xx/xx.xx/osis-20260630x10k.htm))
- Evidence informing forecast-year allocation inputs; displayed values and growth are calculated: The filing describes regional direct security-product sales and direct maintenance relationships. Its broader security scope supports route coexistence, not baggage-only sales weights. ([sec.gov](https://www.sec.gov/Archives/edgar/data/xx.xx/xx.xx/osis-20260630x10k.htm))
- Evidence informing base-year allocation inputs; displayed values and growth are calculated: The company identifies a global independent-distributor network, supporting a continuing indirect route without quantifying its value share. ([sec.gov](https://www.sec.gov/Archives/edgar/data/xx.xx/xx.xx/osis-20260630x10k.htm))
- Evidence informing forecast-year allocation inputs; displayed values and growth are calculated: The company identifies a global independent-distributor network, supporting a continuing indirect route without quantifying its value share. ([sec.gov](https://www.sec.gov/Archives/edgar/data/xx.xx/xx.xx/osis-20260630x10k.htm))
- Evidence informing base-year allocation inputs; displayed values and growth are calculated: Authorized service providers are identified separately from distributors, supporting distinct technical-service attribution and access limitations. ([sec.gov](https://www.sec.gov/Archives/edgar/data/xx.xx/xx.xx/osis-20260630x10k.htm))
- Evidence informing forecast-year allocation inputs; displayed values and growth are calculated: Authorized service providers are identified separately from distributors, supporting distinct technical-service attribution and access limitations. ([sec.gov](https://www.sec.gov/Archives/edgar/data/xx.xx/xx.xx/osis-20260630x10k.htm))

76. SriLankan Airlines - Invitation for Supply, Installation, Commissioning and Maintenance of Dual View Heavy and Medium X-Ray Machines, Reference 202130407

· Evidence informing base-year allocation inputs; displayed values and growth are calculated: The 2021 purchaser invitation permits an OEM or authorized OEM agent and requires authorization for the latter. It establishes equipment-channel eligibility, not an award or software-resale right. ([srilankan.com](https://www.srilankan.com/download/tender/TN-Invitationforsubmiss-xx.xx.pdf))

77. JFK Millennium Partners Selects K2 to Deliver State-of-the-Art Security Screening Checkpoint at new JFK Terminal 6

· Evidence informing base-year allocation inputs; displayed values and growth are calculated: The March xx.xx 2025 appointment assigns procurement and deployment coordination across multiple technology suppliers at a future ten-gate terminal. It supports integration-prime participation and a forecast mechanism, not a disclosed share or completed 2025 revenue. ([portauthoritybuilds.com](https://www.portauthoritybuilds.com/redevelopment/us/en/jfk/planned-projects/terminal-xx.xx/news/jfk-millennium-partners-selects-k2-to-deliver-state-of-the-art-s.html))

· Evidence informing forecast-year allocation inputs; displayed values and growth are calculated: The March xx.xx 2025 appointment assigns procurement and deployment coordination across multiple technology suppliers at a future ten-gate terminal. It supports integration-prime participation and a forecast mechanism, not a disclosed share or completed 2025 revenue. ([portauthoritybuilds.com](https://www.portauthoritybuilds.com/redevelopment/us/en/jfk/planned-projects/terminal-xx.xx/news/jfk-millennium-partners-selects-k2-to-deliver-state-of-the-art-s.html))

· Evidence informing base-year allocation inputs; displayed values and growth are calculated: The March xx.xx 2025 appointment covers baggage CT and automated bin-return equipment for a future xx.xx-gate terminal, with phased opening planned for 2026-2028. It establishes new-installation activity, not attributable 2025 receipts; wider airport investment and person-only technologies are excluded.

· Evidence informing forecast-year allocation inputs; displayed values and growth are calculated: The March xx.xx 2025 appointment covers baggage CT and automated bin-return equipment for a future xx.xx-gate terminal, with phased opening planned for 2026-2028. It establishes new-installation activity, not attributable 2025 receipts; wider airport investment and person-only technologies are excluded.

78. CATSA Corporate Plan 2024-25 to 2028-29 Summary - Key Corporate Risks

· Evidence informing base-year allocation inputs; displayed values and growth are calculated: The authority reports transferring maintenance of most screening equipment to KPrime in 2023/xx.xx. This establishes a separately contracted maintenance relationship, without a baggage-only payment split. ([catsa-acsta.gc.ca](https://www.catsa-acsta.gc.ca/en/publications/key-corporate-risks))

79. Leidos wins TSA logistics contract

· Evidence informing base-year allocation inputs; displayed values and growth are calculated: The January xx.xx 2025 announcement describes an eight-year, USD xx.xx maximum sustainment contract covering xx.xx equipment units at over xx.xx locations with manufacturer coordination. Annualization and baggage/third-party attribution in the model are explicit assumptions. ([leidos.com](https://www.leidos.com/insights/leidos-wins-tsa-logistics-contract))

· Evidence informing forecast-year allocation inputs; displayed values and growth are calculated: The January xx.xx 2025 announcement describes an eight-year, USD xx.xx maximum sustainment contract covering xx.xx equipment units at over xx.xx locations with manufacturer coordination. Annualization and baggage/third-party attribution in the model are explicit assumptions. ([leidos.com](https://www.leidos.com/insights/leidos-wins-tsa-logistics-contract))

80. Checkpoint Transformation: Malta International Airport Streamlines Passenger Flow with Smiths Detection
    - Evidence informing base-year allocation inputs; displayed values and growth are calculated: Seven conventional automated lanes were replaced by six CT-equipped lanes, with final commissioning in January 2025. This is a counterexample to equating capacity improvement with net additional equipment.
    - Evidence informing forecast-year allocation inputs; displayed values and growth are calculated: Seven conventional automated lanes were replaced by six CT-equipped lanes, with final commissioning in January 2025. This is a counterexample to equating capacity improvement with net additional equipment.
    - Evidence informing base-year allocation inputs; displayed values and growth are calculated: The complete checkpoint replacement illustrates why an offering described commercially as an upgrade can belong to System Replacement. The seven-year service commitment is not counted wholly as installation-year revenue.
    - Evidence informing forecast-year allocation inputs; displayed values and growth are calculated: The complete checkpoint replacement illustrates why an offering described commercially as an upgrade can belong to System Replacement. The seven-year service commitment is not counted wholly as installation-year revenue.
81. iCMORE - Smiths Detection
    - Evidence informing forecast-year allocation inputs; displayed values and growth are calculated: The current commercial offering describes a software-upgrade path while qualifying additional hardware requirements by machine type and age. This constrains forecast eligibility assumptions; product availability does not measure adoption or revenue.

18.14. Mexico

Table 628. Mexico Airport Baggage Screening Systems Market Size, 2017-2040 (USD Million)

Country	2017	2024	2025	2026	2027	2032	2040	CAGR (%)
Mexico	**xx.xx**	**xx.xx**	**xx.xx**	**xx.xx**	**xx.xx**	**xx.xx**	**xx.xx**	**xx.xx**

Table 629. Mexico Airport Baggage Screening Systems Market Size, by Offering, 2017-2040 (USD Million)

Offering	2017	2024	2025	2026	2027	2032	2040	CAGR (%)
Detection Equipment	xx.xx	xx.xx	xx.xx	xx.xx	xx.xx	xx.xx	xx.xx	xx.xx
Replacement Parts and Consumables	xx.xx	xx.xx	xx.xx	xx.xx	xx.xx	xx.xx	xx.xx	xx.xx
Screening Automation Equipment	xx.xx	xx.xx	xx.xx	xx.xx	xx.xx	xx.xx	xx.xx	xx.xx
Screening Software	xx.xx	xx.xx	xx.xx	xx.xx	xx.xx	xx.xx	xx.xx	xx.xx
System Services	xx.xx	xx.xx	xx.xx	xx.xx	xx.xx	xx.xx	xx.xx	xx.xx
Total	**xx.xx**	**xx.xx**	**xx.xx**	**xx.xx**	**xx.xx**	**xx.xx**	**xx.xx**	**xx.xx**

Table 630. Mexico Airport Baggage Screening Systems Market Size, by Detection Equipment, 2017-2040 (USD Million)

Detection Equipment	2017	2024	2025	2026	2027	2032	2040	CAGR (%)
Baggage Inspection Systems	xx.xx	xx.xx	xx.xx	xx.xx	xx.xx	xx.xx	xx.xx	xx.xx
Explosive Trace Detectors	xx.xx	xx.xx	xx.xx	xx.xx	xx.xx	xx.xx	xx.xx	xx.xx
Liquid and Bulk Material Analyzers	xx.xx	xx.xx	xx.xx	xx.xx	xx.xx	xx.xx	xx.xx	xx.xx
Total	**xx.xx**	**xx.xx**	**xx.xx**	**xx.xx**	**xx.xx**	**xx.xx**	**xx.xx**	**xx.xx**

Table 631. Mexico Airport Baggage Screening Systems Market Size, by System Services, 2017-2040 (USD Million)

System Services	2017	2024	2025	2026	2027	2032	2040	CAGR (%)
Equipment Training Services	xx.xx	xx.xx	xx.xx	xx.xx	xx.xx	xx.xx	xx.xx	xx.xx
Installation, Integration, and Commissioning Services	xx.xx	xx.xx	xx.xx	xx.xx	xx.xx	xx.xx	xx.xx	xx.xx
Maintenance, Repair, and Technical Support	xx.xx	xx.xx	xx.xx	xx.xx	xx.xx	xx.xx	xx.xx	xx.xx
Planning and Engineering Services	xx.xx	xx.xx	xx.xx	xx.xx	xx.xx	xx.xx	xx.xx	xx.xx
Total	**xx.xx**	**xx.xx**	**xx.xx**	**xx.xx**	**xx.xx**	**xx.xx**	**xx.xx**	**xx.xx**

Table 632. Mexico Airport Baggage Screening Systems Market Size, by Replacement Parts and Consumables, 2017-2040 (USD Million)

Replacement Parts and Consumables	2017	2024	2025	2026	2027	2032	2040	CAGR (%)
Detection Consumables	xx.xx	xx.xx	xx.xx	xx.xx	xx.xx	xx.xx	xx.xx	xx.xx
Replacement Parts and Upgrade Kits	xx.xx	xx.xx	xx.xx	xx.xx	xx.xx	xx.xx	xx.xx	xx.xx
Total	**xx.xx**	**xx.xx**	**xx.xx**	**xx.xx**	**xx.xx**	**xx.xx**	**xx.xx**	**xx.xx**

Table 633. Mexico Airport Baggage Screening Systems Market Size, by Screening Automation Equipment, 2017-2040 (USD Million)

Screening Automation Equipment	2017	2024	2025	2026	2027	2032	2040	CAGR (%)
Screening Conveyors and Sortation Equipment	xx.xx	xx.xx	xx.xx	xx.xx	xx.xx	xx.xx	xx.xx	xx.xx
Screening Lanes and Tray-Return Systems	xx.xx	xx.xx	xx.xx	xx.xx	xx.xx	xx.xx	xx.xx	xx.xx
Total	**xx.xx**	**xx.xx**	**xx.xx**	**xx.xx**	**xx.xx**	**xx.xx**	**xx.xx**	**xx.xx**

Table 634. Mexico Airport Baggage Screening Systems Market Size, by Screening Software, 2017-2040 (USD Million)

Screening Software	2017	2024	2025	2026	2027	2032	2040	CAGR (%)
Automated Threat Detection Software	xx.xx	xx.xx	xx.xx	xx.xx	xx.xx	xx.xx	xx.xx	xx.xx
Image Review and Management Software	xx.xx	xx.xx	xx.xx	xx.xx	xx.xx	xx.xx	xx.xx	xx.xx
Screener Training and Quality Assurance Software	xx.xx	xx.xx	xx.xx	xx.xx	xx.xx	xx.xx	xx.xx	xx.xx
Screening Connectivity and Fleet Management Software	xx.xx	xx.xx	xx.xx	xx.xx	xx.xx	xx.xx	xx.xx	xx.xx
Total	**xx.xx**	**xx.xx**	**xx.xx**	**xx.xx**	**xx.xx**	**xx.xx**	**xx.xx**	**xx.xx**

Table 635. Mexico Airport Baggage Screening Systems Market Size, by Detection Platform, 2017-2040 (USD Million)

Detection Platform	2017	2024	2025	2026	2027	2032	2040	CAGR (%)
Chemiluminescence Detection	xx.xx	xx.xx	xx.xx	xx.xx	xx.xx	xx.xx	xx.xx	xx.xx
Dielectric and Microwave Analysis	xx.xx	xx.xx	xx.xx	xx.xx	xx.xx	xx.xx	xx.xx	xx.xx
Fluorescence Detection	xx.xx	xx.xx	xx.xx	xx.xx	xx.xx	xx.xx	xx.xx	xx.xx
Integrated Multimodal Detection	xx.xx	xx.xx	xx.xx	xx.xx	xx.xx	xx.xx	xx.xx	xx.xx
Ion Mobility Spectrometry	xx.xx	xx.xx	xx.xx	xx.xx	xx.xx	xx.xx	xx.xx	xx.xx
Magnetic Resonance	xx.xx	xx.xx	xx.xx	xx.xx	xx.xx	xx.xx	xx.xx	xx.xx
Mass Spectrometry	xx.xx	xx.xx	xx.xx	xx.xx	xx.xx	xx.xx	xx.xx	xx.xx
Projection X-Ray Imaging	xx.xx	xx.xx	xx.xx	xx.xx	xx.xx	xx.xx	xx.xx	xx.xx
Raman Spectroscopy	xx.xx	xx.xx	xx.xx	xx.xx	xx.xx	xx.xx	xx.xx	xx.xx
Thermo-Redox Detection	xx.xx	xx.xx	xx.xx	xx.xx	xx.xx	xx.xx	xx.xx	xx.xx
X-Ray Computed Tomography	xx.xx	xx.xx	xx.xx	xx.xx	xx.xx	xx.xx	xx.xx	xx.xx
X-Ray Diffraction	xx.xx	xx.xx	xx.xx	xx.xx	xx.xx	xx.xx	xx.xx	xx.xx
Others	xx.xx	xx.xx	xx.xx	xx.xx	xx.xx	xx.xx	xx.xx	xx.xx
Total	**xx.xx**	**xx.xx**	**xx.xx**	**xx.xx**	**xx.xx**	**xx.xx**	**xx.xx**	**xx.xx**

Table 636. Mexico Airport Baggage Screening Systems Market Size, by Projection X-Ray Imaging, 2017-2040 (USD Million)

Projection X-Ray Imaging	2017	2024	2025	2026	2027	2032	2040	CAGR (%)
Multiview X-Ray Imaging	xx.xx	xx.xx	xx.xx	xx.xx	xx.xx	xx.xx	xx.xx	xx.xx
Single-View X-Ray Imaging	xx.xx	xx.xx	xx.xx	xx.xx	xx.xx	xx.xx	xx.xx	xx.xx
Total	**xx.xx**	**xx.xx**	**xx.xx**	**xx.xx**	**xx.xx**	**xx.xx**	**xx.xx**	**xx.xx**

Table 637. Mexico Airport Baggage Screening Systems Market Size, by Interoperability Architecture, 2017-2040 (USD Million)

Interoperability Architecture	2017	2024	2025	2026	2027	2032	2040	CAGR (%)
Closed Proprietary Architecture	xx.xx	xx.xx	xx.xx	xx.xx	xx.xx	xx.xx	xx.xx	xx.xx
Open Standards-Based Interoperability	xx.xx	xx.xx	xx.xx	xx.xx	xx.xx	xx.xx	xx.xx	xx.xx
Vendor-Specific Integration	xx.xx	xx.xx	xx.xx	xx.xx	xx.xx	xx.xx	xx.xx	xx.xx
Total	**xx.xx**	**xx.xx**	**xx.xx**	**xx.xx**	**xx.xx**	**xx.xx**	**xx.xx**	**xx.xx**

Table 638. Mexico Airport Baggage Screening Systems Market Size, by Screening Application, 2017-2040 (USD Million)

Screening Application	2017	2024	2025	2026	2027	2032	2040	CAGR (%)
Customs and Border Baggage Inspection	xx.xx	xx.xx	xx.xx	xx.xx	xx.xx	xx.xx	xx.xx	xx.xx
Non-Passenger Property Screening	xx.xx	xx.xx	xx.xx	xx.xx	xx.xx	xx.xx	xx.xx	xx.xx
Passenger Cabin Baggage Screening	xx.xx	xx.xx	xx.xx	xx.xx	xx.xx	xx.xx	xx.xx	xx.xx
Passenger Checked Baggage Screening	xx.xx	xx.xx	xx.xx	xx.xx	xx.xx	xx.xx	xx.xx	xx.xx
Terminal-Entrance Baggage Screening	xx.xx	xx.xx	xx.xx	xx.xx	xx.xx	xx.xx	xx.xx	xx.xx
Total	**xx.xx**	**xx.xx**	**xx.xx**	**xx.xx**	**xx.xx**	**xx.xx**	**xx.xx**	**xx.xx**

Table 639. Mexico Airport Baggage Screening Systems Market Size, by Purchasing Organization, 2017-2040 (USD Million)

Purchasing Organization	2017	2024	2025	2026	2027	2032	2040	CAGR (%)
Airlines	xx.xx	xx.xx	xx.xx	xx.xx	xx.xx	xx.xx	xx.xx	xx.xx
Airport and Terminal Operators	xx.xx	xx.xx	xx.xx	xx.xx	xx.xx	xx.xx	xx.xx	xx.xx
Contract Screening Operators	xx.xx	xx.xx	xx.xx	xx.xx	xx.xx	xx.xx	xx.xx	xx.xx
Customs and Border Authorities	xx.xx	xx.xx	xx.xx	xx.xx	xx.xx	xx.xx	xx.xx	xx.xx
Public Aviation Security Agencies	xx.xx	xx.xx	xx.xx	xx.xx	xx.xx	xx.xx	xx.xx	xx.xx
Total	**xx.xx**	**xx.xx**	**xx.xx**	**xx.xx**	**xx.xx**	**xx.xx**	**xx.xx**	**xx.xx**

Table 640. Mexico Airport Baggage Screening Systems Market Size, by System Integration, 2017-2040 (USD Million)

System Integration	2017	2024	2025	2026	2027	2032	2040	CAGR (%)
Baggage Handling-Integrated Systems	xx.xx	xx.xx	xx.xx	xx.xx	xx.xx	xx.xx	xx.xx	xx.xx
Checkpoint Lane-Integrated Systems	xx.xx	xx.xx	xx.xx	xx.xx	xx.xx	xx.xx	xx.xx	xx.xx
Standalone Screening Systems	xx.xx	xx.xx	xx.xx	xx.xx	xx.xx	xx.xx	xx.xx	xx.xx
Total	**xx.xx**	**xx.xx**	**xx.xx**	**xx.xx**	**xx.xx**	**xx.xx**	**xx.xx**	**xx.xx**

Table 641. Mexico Airport Baggage Screening Systems Market Size, by Image Review Location, 2017-2040 (USD Million)

Image Review Location	2017	2024	2025	2026	2027	2032	2040	CAGR (%)
Hybrid Image Review	xx.xx	xx.xx	xx.xx	xx.xx	xx.xx	xx.xx	xx.xx	xx.xx
Local Image Review	xx.xx	xx.xx	xx.xx	xx.xx	xx.xx	xx.xx	xx.xx	xx.xx
Off-Site Remote Image Review	xx.xx	xx.xx	xx.xx	xx.xx	xx.xx	xx.xx	xx.xx	xx.xx
On-Site Remote Image Review	xx.xx	xx.xx	xx.xx	xx.xx	xx.xx	xx.xx	xx.xx	xx.xx
Others	xx.xx	xx.xx	xx.xx	xx.xx	xx.xx	xx.xx	xx.xx	xx.xx
Total	**xx.xx**	**xx.xx**	**xx.xx**	**xx.xx**	**xx.xx**	**xx.xx**	**xx.xx**	**xx.xx**

Table 642. Mexico Airport Baggage Screening Systems Market Size, by Procurement Channel, 2017-2040 (USD Million)

Procurement Channel	2017	2024	2025	2026	2027	2032	2040	CAGR (%)
Direct Technology Suppliers	xx.xx	xx.xx	xx.xx	xx.xx	xx.xx	xx.xx	xx.xx	xx.xx
Distributors and Resellers	xx.xx	xx.xx	xx.xx	xx.xx	xx.xx	xx.xx	xx.xx	xx.xx
Independent Technical Service Providers	xx.xx	xx.xx	xx.xx	xx.xx	xx.xx	xx.xx	xx.xx	xx.xx
Systems Integration Primes	xx.xx	xx.xx	xx.xx	xx.xx	xx.xx	xx.xx	xx.xx	xx.xx
Total	**xx.xx**	**xx.xx**	**xx.xx**	**xx.xx**	**xx.xx**	**xx.xx**	**xx.xx**	**xx.xx**

Table 643. Mexico Airport Baggage Screening Systems Market Size, by Investment Purpose, 2017-2040 (USD Million)

Investment Purpose	2017	2024	2025	2026	2027	2032	2040	CAGR (%)
New Installations and Capacity Expansion	xx.xx	xx.xx	xx.xx	xx.xx	xx.xx	xx.xx	xx.xx	xx.xx
Retrofits and Upgrades	xx.xx	xx.xx	xx.xx	xx.xx	xx.xx	xx.xx	xx.xx	xx.xx
System Replacement	xx.xx	xx.xx	xx.xx	xx.xx	xx.xx	xx.xx	xx.xx	xx.xx
Others	xx.xx	xx.xx	xx.xx	xx.xx	xx.xx	xx.xx	xx.xx	xx.xx
Total	**xx.xx**	**xx.xx**	**xx.xx**	**xx.xx**	**xx.xx**	**xx.xx**	**xx.xx**	**xx.xx**

Sources & Evidence

1. House Report 119-173 - Department of Homeland Security Appropriations Bill, 2026

   · Evidence informing the 2030 market-value input; displayed series and growth include calculations: The aging installed fleet supports replacement demand, but does not establish the forecast's realization dates or annual purchasing rate. ([govinfo.gov](https://www.govinfo.gov/content/pkg/CRPT-119hrpt173/html/CRPT-119hrpt173.htm))

   · Evidence informing forecast-year allocation inputs; displayed values and growth are calculated: The report identifies xx.xx end-of-life systems within a xx.xx-system checked-baggage fleet. This constrains renewal exposure, not realized annual purchasing or a verified global replacement deadline.

   · Evidence informing base-year allocation inputs; displayed values and growth are calculated: Reports a TSA checked-baggage fleet of xx.xx EDS, including xx.xx at end-of-life, and assigns purchase, installation and maintenance responsibilities to TSA. Supports agency fleet calibration and renewal pressure, not the assumed forecast uplift.

   · Evidence informing forecast-year allocation inputs; displayed values and growth are calculated: Reports a TSA checked-baggage fleet of xx.xx EDS, including xx.xx at end-of-life, and assigns purchase, installation and maintenance responsibilities to TSA. Supports agency fleet calibration and renewal pressure, not the assumed forecast uplift.

   · Evidence informing forecast-year allocation inputs; displayed values and growth are calculated: The report identifies xx.xx end-of-life EDS within a xx.xx-unit U.S. checked-baggage fleet, citing the FY2024 capital plan. The derived xx.xx% backlog constrains the aging-fleet premise, but is neither an annual turnover rate nor a funded global replacement forecast.

2. GAO-24-106573 - DHS Annual Assessment: Most Programs Are Meeting Current Goals, but Some Continue to Face Cost and Schedule Challenges

- Evidence informing the 2026 market-value input; displayed series and growth include calculations: Reports plans for xx.xx checkpoint systems and xx.xx increment-one deployments by September 2023; supports an incomplete replacement cycle rather than universal CT adoption. ([gao.gov](https://www.gao.gov/assets/gao-xx.xx-xx.xx.pdf))
- Evidence informing base-year allocation inputs; displayed values and growth are calculated: Reports xx.xx AT/CT, xx.xx base, xx.xx mid-size and xx.xx full-size deployments by September 2023; supplies configuration proxies and an incomplete-renewal constraint, not contractual architecture shares. ([gao.gov](https://www.gao.gov/assets/gao-xx.xx-xx.xx.pdf))
- Evidence informing forecast-year allocation inputs; displayed values and growth are calculated: Reports xx.xx AT/CT, xx.xx base, xx.xx mid-size and xx.xx full-size deployments by September 2023; supplies configuration proxies and an incomplete-renewal constraint, not contractual architecture shares. ([gao.gov](https://www.gao.gov/assets/gao-xx.xx-xx.xx.pdf))
- Evidence informing base-year allocation inputs; displayed values and growth are calculated: The deployed configuration mix underlies the xx.xx/xx.xx newer-cohort and xx.xx/xx.xx older-cohort proxy calculations; global and contractual attribution remain modeled. ([gao.gov](https://www.gao.gov/assets/gao-xx.xx-xx.xx.pdf))
- Evidence informing forecast-year allocation inputs; displayed values and growth are calculated: The deployed configuration mix underlies the xx.xx/xx.xx newer-cohort and xx.xx/xx.xx older-cohort proxy calculations; global and contractual attribution remain modeled. ([gao.gov](https://www.gao.gov/assets/gao-xx.xx-xx.xx.pdf))
- Evidence informing base-year allocation inputs; displayed values and growth are calculated: The assessment records xx.xx checkpoint systems deployed by September 2023 against an eventual xx.xx-system program. This supports an incomplete replacement cycle and qualifies any assumption of universal CT adoption.
- Evidence informing forecast-year allocation inputs; displayed values and growth are calculated: The assessment records xx.xx checkpoint systems deployed by September 2023 against an eventual xx.xx-system program. This supports an incomplete replacement cycle and qualifies any assumption of universal CT adoption.
- Evidence informing base-year allocation inputs; displayed values and growth are calculated: Reports a September 2023 U.S. CT cohort containing xx.xx AT/CT and xx.xx base systems, providing counterevidence to assigning all CT activity automatically to integrated lanes.
- Evidence informing forecast-year allocation inputs; displayed values and growth are calculated: Reports a September 2023 U.S. CT cohort containing xx.xx AT/CT and xx.xx base systems, providing counterevidence to assigning all CT activity automatically to integrated lanes.
- Evidence informing base-year allocation inputs; displayed values and growth are calculated: Reports xx.xx mid-size and xx.xx full-size systems within xx.xx deployed CT systems; supports differentiated configuration assumptions rather than treating technology adoption as an integration-share observation.
- Evidence informing forecast-year allocation inputs; displayed values and growth are calculated: Reports xx.xx mid-size and xx.xx full-size systems within xx.xx deployed CT systems; supports differentiated configuration assumptions rather than treating technology adoption as an integration-share observation.
- Evidence informing base-year allocation inputs; displayed values and growth are calculated: The 2024 assessment records xx.xx checkpoint deployments as of September 2023 against xx.xx planned systems replacing aging equipment. It supports staged renewal, but does not establish current deployment completion or the modeled 2032 share.
- Evidence informing forecast-year allocation inputs; displayed values and growth are calculated: The 2024 assessment records xx.xx checkpoint deployments as of September 2023 against xx.xx planned systems replacing aging equipment. It supports staged renewal, but does not establish current deployment completion or the modeled 2032 share.
- Evidence informing forecast-year allocation inputs; displayed values and growth are calculated: The program separately anticipates enhancements to fielded systems, supporting a retained-equipment commercial pathway without supplying an attributable upgrade-revenue split.

3. Global Airport Passenger Traffic Reaches Record 9.8 Billion in 2025, Airports Council International World reports

   · Evidence informing the 2026 market-value input; displayed series and growth include calculations: Reports cooling passenger-growth momentum in 2026, supporting moderation of traffic-driven equipment expansion despite continuing replacement demand.
   ([aci.aero](https://aci.aero/2026/xx.xx/xx.xx/global-airport-passenger-traffic-reaches-record-xx.xx-xx.xx-billion-in-2025-airports-council-international-world-reports/))

4. Smiths Group PLC - Full Year Results for the 12 Months Ended 31 July 2025

- Evidence informing the 2024 market-value input; displayed series and growth include calculations: Discloses aviation original-equipment revenue of xx.xx and aftermarket revenue of xx.xx for FY2024; supplies historical cycle proxies. ([www-live.smiths.com](https://www-live.smiths.com/media/snqpxwkd/smiths-group-plc-annual-results-2025-press-release.pdf))
- Evidence informing the 2027 market-value input; displayed series and growth include calculations: Reports approximately xx.xx cumulative CTiX sales and continuing aviation upgrade demand; supports replacement activity, not an observed global forecast. ([www-live.smiths.com](https://www-live.smiths.com/media/snqpxwkd/smiths-group-plc-annual-results-2025-press-release.pdf))
- Evidence informing base-year allocation inputs; displayed values and growth are calculated: FY2025 aviation original-equipment revenue of GBP xx.xx provides an independent equipment-activity scale check, not a global category share. ([www-live.smiths.com](https://www-live.smiths.com/media/snqpxwkd/smiths-group-plc-annual-results-2025-press-release.pdf))
- Evidence informing forecast-year allocation inputs; displayed values and growth are calculated: FY2025 aviation original-equipment revenue of GBP xx.xx provides an independent equipment-activity scale check, not a global category share. ([www-live.smiths.com](https://www-live.smiths.com/media/snqpxwkd/smiths-group-plc-annual-results-2025-press-release.pdf))
- Evidence informing base-year allocation inputs; displayed values and growth are calculated: Approximately xx.xx cumulative CTiX sales corroborate commercial imaging activity and replacement demand; they do not measure annual global sales. ([www-live.smiths.com](https://www-live.smiths.com/media/snqpxwkd/smiths-group-plc-annual-results-2025-press-release.pdf))
- Evidence informing forecast-year allocation inputs; displayed values and growth are calculated: Approximately xx.xx cumulative CTiX sales corroborate commercial imaging activity and replacement demand; they do not measure annual global sales. ([www-live.smiths.com](https://www-live.smiths.com/media/snqpxwkd/smiths-group-plc-annual-results-2025-press-release.pdf))
- Evidence informing base-year allocation inputs; displayed values and growth are calculated: GBP xx.xx aviation aftermarket revenue supports lifecycle materiality while qualifying transfer of one supplier's mix to the global service allocation. ([www-live.smiths.com](https://www-live.smiths.com/media/snqpxwkd/smiths-group-plc-annual-results-2025-press-release.pdf))
- Evidence informing forecast-year allocation inputs; displayed values and growth are calculated: GBP xx.xx aviation aftermarket revenue supports lifecycle materiality while qualifying transfer of one supplier's mix to the global service allocation. ([www-live.smiths.com](https://www-live.smiths.com/media/snqpxwkd/smiths-group-plc-annual-results-2025-press-release.pdf))
- Evidence informing base-year allocation inputs; displayed values and growth are calculated: Reports approximately xx.xx cumulative CTiX sales and continuing aviation upgrade demand; cumulative sales constrain commercial scale but are not annual global shipments. ([www-live.smiths.com](https://www-live.smiths.com/media/snqpxwkd/smiths-group-plc-annual-results-2025-press-release.pdf))
- Evidence informing forecast-year allocation inputs; displayed values and growth are calculated: Reports approximately xx.xx cumulative CTiX sales and continuing aviation upgrade demand; cumulative sales constrain commercial scale but are not annual global shipments. ([www-live.smiths.com](https://www-live.smiths.com/media/snqpxwkd/smiths-group-plc-annual-results-2025-press-release.pdf))
- Evidence informing base-year allocation inputs; displayed values and growth are calculated: Reports four operating XDi units as of July 2025 and pending regulatory certification, constraining the small XRD cohort and qualifying aggressive commercialization assumptions.
- Evidence informing forecast-year allocation inputs; displayed values and growth are calculated: Reports four operating XDi units as of July 2025 and pending regulatory certification, constraining the small XRD cohort and qualifying aggressive commercialization assumptions.
- Evidence informing forecast-year allocation inputs; displayed values and growth are calculated: Reported checkpoint modernization provides a commercial reason to model substitution from discrete legacy offerings; the filing does not disclose standalone configuration revenue.
- Evidence informing forecast-year allocation inputs; displayed values and growth are calculated: FY2025

5. Smiths Group PLC - Annual Report & Accounts FY2023
   - Evidence informing the 2022 market-value input; displayed series and growth include calculations: Reports FY2022 aviation original-equipment revenue of xx.xx, used as a dimensionless historical capital-cycle proxy. ([www-live.smiths.com](https://www-live.smiths.com/media/phjp1j44/smiths-annual-report-2023.pdf))
   - Evidence informing the 2023 market-value input; displayed series and growth include calculations: Reports FY2023 aviation original-equipment revenue of xx.xx and aftermarket revenue of xx.xx; supports the modeled recovery direction. ([www-live.smiths.com](https://www-live.smiths.com/media/phjp1j44/smiths-annual-report-2023.pdf))
6. Smiths Group PLC - Annual Report FY2022
   - Evidence informing the 2021 market-value input; displayed series and growth include calculations: Reports FY2021 aviation revenue of xx.xx, providing a historical purchasing-cycle reference rather than a global observation. ([www-live.smiths.com](https://www-live.smiths.com/media/xjvdpblr/smiths-annual-report-2022-report.pdf))
   - Evidence informing the 2022 market-value input; displayed series and growth include calculations: Reports FY2022 aviation revenue of xx.xx and continued weakness in aviation original equipment; supports a delayed capital-spending trough. ([www-live.smiths.com](https://www-live.smiths.com/media/xjvdpblr/smiths-annual-report-2022-report.pdf))
7. Smiths Group PLC - Annual Results for the Year Ended 31 July 2019
   - Evidence informing the 2018 market-value input; displayed series and growth include calculations: Reports FY2018 aviation revenue of xx.xx, supplying the historical comparison underlying the backcast. ([smiths.com](https://www.smiths.com/media/u4wla1bw/smiths-group-plc-annual-results-2019-press-release.pdf))
   - Evidence informing the 2019 market-value input; displayed series and growth include calculations: Reports FY2019 aviation revenue of xx.xx and customer delivery deferrals, qualifying a traffic-only growth model. ([smiths.com](https://www.smiths.com/media/u4wla1bw/smiths-group-plc-annual-results-2019-press-release.pdf))
   - Evidence informing the 2020 market-value input; displayed series and growth include calculations: Identifies deliveries deferred into FY2020; supports the possibility of backlog-supported spending despite a contemporaneous traffic shock, not the exact modeled growth rate. ([smiths.com](https://www.smiths.com/media/u4wla1bw/smiths-group-plc-annual-results-2019-press-release.pdf))
8. ACI World - The High-Wire Balancing Act: Global Air Transport Demand in 2018 and 2019
   - Evidence informing the 2017 market-value input; displayed series and growth include calculations: Reports xx.xx airport passengers and xx.xx% growth in 2018; the growth observation informs the 2017 backcast bridge. ([blog.aci.aero](https://blog.aci.aero/airport-economics/the-high-wire-balancing-act-global-air-transport-demand-in-2018-and-2019/))
   - Evidence informing the 2018 market-value input; displayed series and growth include calculations: Provides the observed 2018 traffic-growth reference, not an equipment-market growth observation. ([blog.aci.aero](https://blog.aci.aero/airport-economics/the-high-wire-balancing-act-global-air-transport-demand-in-2018-and-2019/))
9. ICAO A42-WP/556 - State of the Industry and Outlook for Airport Traffic, Presented by ACI
   - Evidence informing the 2020 market-value input; displayed series and growth include calculations: Records the collapse from xx.xx airport passengers in 2019 to xx.xx in 2020; constrains the shock and funding-risk interpretation. ([icao.int](https://www.icao.int/sites/default/files/Meetings/a42/Documents/WP/wp_556_en.pdf))
   - Evidence informing the 2021 market-value input; displayed series and growth include calculations: Reports xx.xx airport passengers in 2021, supporting a prolonged funding and activity shock. ([icao.int](https://www.icao.int/sites/default/files/Meetings/a42/Documents/WP/wp_556_en.pdf))
   - Evidence informing the 2023 market-value input; displayed series and growth include calculations: Reports xx.xx airport passengers in 2023; traffic recovery is distinguished from equipment purchasing. ([icao.int](https://www.icao.int/sites/default/files/Meetings/a42/Documents/WP/wp_556_en.pdf))
   - Evidence informing the 2024 market-value input; displayed series and growth include calculations: Reports xx.xx airport passengers in 2024, providing a demand recovery cross-check. ([icao.int](https://www.icao.int/sites/default/files/Meetings/a42/Documents/WP/wp_556_en.pdf))

10. Port of Seattle - Baggage Handling System Optimization

- Evidence informing the 2029 market-value input; displayed series and growth include calculations: Seattle plans to consolidate six baggage-screening systems, increase supported passenger capacity, and reduce screening-machine demand. Supports integration spending without one-for-one detector growth. ([portseattle.org](https://www.portseattle.org/projects/baggage-handling-system-optimization))
- Evidence informing the 2032 market-value input; displayed series and growth include calculations: The consolidation example constrains equipment-volume assumptions; its whole baggage-handling project value is excluded from market sizing. ([portseattle.org](https://www.portseattle.org/projects/baggage-handling-system-optimization))
- Evidence informing the 2040 market-value input; displayed series and growth include calculations: Provides a commercial counterexample to extrapolating passenger growth directly into machine counts throughout the long-range forecast. ([portseattle.org](https://www.portseattle.org/projects/baggage-handling-system-optimization))
- Evidence informing forecast-year allocation inputs; displayed values and growth are calculated: Consolidation of six systems with reduced machine demand qualifies a traffic-to-detector-volume forecast. ([portseattle.org](https://www.portseattle.org/projects/baggage-handling-system-optimization))
- Evidence informing forecast-year allocation inputs; displayed values and growth are calculated: The consolidation project supports integration-driven conveyor demand, but its whole-project value is excluded. ([portseattle.org](https://www.portseattle.org/projects/baggage-handling-system-optimization))
- Evidence informing forecast-year allocation inputs; displayed values and growth are calculated: Brownfield consolidation supports the integration-demand premise, not the forecast's exact service growth factor. ([portseattle.org](https://www.portseattle.org/projects/baggage-handling-system-optimization))
- Evidence informing forecast-year allocation inputs; displayed values and growth are calculated: The airport replaces six separate screening systems with centralized screening and expects reduced screening-machine demand while expanding capacity. This supplies a counterforce to volume-only checked-baggage forecasting.
- Evidence informing base-year allocation inputs; displayed values and growth are calculated: Seattle is consolidating six screening systems, expects reduced screening-machine demand and schedules final-phase completion in 2029. Supports integration demand while constraining detector-volume growth; the whole-project budget is excluded.
- Evidence informing forecast-year allocation inputs; displayed values and growth are calculated: Seattle is consolidating six screening systems, expects reduced screening-machine demand and schedules final-phase completion in 2029. Supports integration demand while constraining detector-volume growth; the whole-project budget is excluded.
- Evidence informing forecast-year allocation inputs; displayed values and growth are calculated: Seattle's project combines increased screening capacity with consolidation from six screening systems and reduced screening-machine demand. This constrains the forecast assumption that capacity growth requires proportional equipment additions.
- Evidence informing forecast-year allocation inputs; displayed values and growth are calculated: Replacement and capacity objectives coexist within the project. Its wider baggage-handling budget is not treated as screening-equipment revenue or assigned additively to multiple purposes.

11. Smiths Group PLC - Half Year Results for the Six Months Ended 31 January 2026

- Evidence informing the 2026 market-value input; displayed series and growth include calculations: Reports xx.xx% organic growth for Smiths Detection in HY2026, with aviation checkpoint upgrades contributing. Supports a positive 2026 nowcast, not a directly observed global growth rate. ([www-live.smiths.com](https://www-live.smiths.com/media/villk35h/smiths-hy26-results-press-release.pdf))

12. CATSA 2025 Annual Report - Notes to the Financial Statements

- Evidence informing base-year allocation inputs; displayed values and growth are calculated: FY2024/xx.xx accounts disclose C$xx.xx maintenance/spares and C$xx.xx training/certification, supporting the service-budget calibration but not global baggage-only shares. ([catsa-acsta.gc.ca](https://www.catsa-acsta.gc.ca/en/publications/2025-annual-report/notes-financial-statements))
- Evidence informing forecast-year allocation inputs; displayed values and growth are calculated: FY2024/xx.xx accounts disclose C$xx.xx maintenance/spares and C$xx.xx training/certification, supporting the service-budget calibration but not global baggage-only shares. ([catsa-acsta.gc.ca](https://www.catsa-acsta.gc.ca/en/publications/2025-annual-report/notes-financial-statements))
- Evidence informing base-year allocation inputs; displayed values and growth are calculated: Maintenance and spare parts are combined in the accounts; the labor-versus-goods split therefore remains modeled. ([catsa-acsta.gc.ca](https://www.catsa-acsta.gc.ca/en/publications/2025-annual-report/notes-financial-statements))
- Evidence informing forecast-year allocation inputs; displayed values and growth are calculated: Maintenance and spare parts are combined in the accounts; the labor-versus-goods split therefore remains modeled. ([catsa-acsta.gc.ca](https://www.catsa-acsta.gc.ca/en/publications/2025-annual-report/notes-financial-statements))
- Evidence informing base-year allocation inputs; displayed values and growth are calculated: The C$xx.xx training/certification expense supplies the numerator of the adjusted training-to-capital proxy. ([catsa-acsta.gc.ca](https://www.catsa-acsta.gc.ca/en/publications/2025-annual-report/notes-financial-statements))
- Evidence informing forecast-year allocation inputs; displayed values and growth are calculated: The C$xx.xx training/certification expense supplies the numerator of the adjusted training-to-capital proxy. ([catsa-acsta.gc.ca](https://www.catsa-acsta.gc.ca/en/publications/2025-annual-report/notes-financial-statements))
- Evidence informing base-year allocation inputs; displayed values and growth are calculated: C$xx.xx trace/consumables is distinct from maintenance/spares and supplies the contrary consumables-intensity comparator, not a global observation. ([catsa-acsta.gc.ca](https://www.catsa-acsta.gc.ca/en/publications/2025-annual-report/notes-financial-statements))
- Evidence informing forecast-year allocation inputs; displayed values and growth are calculated: C$xx.xx trace/consumables is distinct from maintenance/spares and supplies the contrary consumables-intensity comparator, not a global observation. ([catsa-acsta.gc.ca](https://www.catsa-acsta.gc.ca/en/publications/2025-annual-report/notes-financial-statements))
- Evidence informing base-year allocation inputs; displayed values and growth are calculated: Separately reports C$xx.xx maintenance/spares, C$xx.xx trace/consumables and C$xx.xx training/certification, constraining attributable agency lifecycle expenditure.
- Evidence informing base-year allocation inputs; displayed values and growth are calculated: Separates screening-contractor payments from equipment support, preventing staffing expenditure from becoming equipment-market purchasing.
- Evidence informing forecast-year allocation inputs; displayed values and growth are calculated: Separately reports C$xx.xx maintenance/spares, C$xx.xx trace/consumables and C$xx.xx training/certification, constraining attributable agency lifecycle expenditure.
- Evidence informing forecast-year allocation inputs; displayed values and growth are calculated: Separates screening-contractor payments from equipment support, preventing staffing expenditure from becoming equipment-market purchasing.
- Evidence informing base-year allocation inputs; displayed values and growth are calculated: Audited expense disclosure reports C$xx.xx for maintenance and spare parts in the year ended March xx.xx 2025. It constrains support-spending materiality, not the amount attributable to an independent provider. ([catsa-acsta.gc.ca](https://www.catsa-acsta.gc.ca/en/publications/2025-annual-report/notes-financial-statements))

13. CATSA 2025 Annual Report - Management's Discussion and Analysis

- Evidence informing base-year allocation inputs; displayed values and growth are calculated: EDS capital expenditure of C$xx.xx includes equipment and installation/integration and supplies the training-calibration denominator, subject to baggage attribution. ([catsa-acsta.gc.ca](https://www.catsa-acsta.gc.ca/en/publications/2025-annual-report/management-discussion-and-analysis))
- Evidence informing forecast-year allocation inputs; displayed values and growth are calculated: EDS capital expenditure of C$xx.xx includes equipment and installation/integration and supplies the training-calibration denominator, subject to baggage attribution. ([catsa-acsta.gc.ca](https://www.catsa-acsta.gc.ca/en/publications/2025-annual-report/management-discussion-and-analysis))
- Evidence informing base-year allocation inputs; displayed values and growth are calculated: The capital definition includes associated installation and integration, supporting the distinction between deployment services and equipment value. ([catsa-acsta.gc.ca](https://www.catsa-acsta.gc.ca/en/publications/2025-annual-report/management-discussion-and-analysis))
- Evidence informing forecast-year allocation inputs; displayed values and growth are calculated: The capital definition includes associated installation and integration, supporting the distinction between deployment services and equipment value. ([catsa-acsta.gc.ca](https://www.catsa-acsta.gc.ca/en/publications/2025-annual-report/management-discussion-and-analysis))
- Evidence informing forecast-year allocation inputs; displayed values and growth are calculated: Actual spending, original budget and reprofile amounts constrain the forecast's purchasing-execution interpretation; they are not a global growth rate. ([catsa-acsta.gc.ca](https://www.catsa-acsta.gc.ca/en/publications/2025-annual-report/management-discussion-and-analysis))
- Evidence informing base-year allocation inputs; displayed values and growth are calculated: FY2024/xx.xx pre-board capital appropriations used were C$xx.xx. This supplies the Canadian purchasing comparison and a component of the non-passenger-to-cabin activity proxy, not a global share.
- Evidence informing forecast-year allocation inputs; displayed values and growth are calculated: FY2024/xx.xx pre-board capital appropriations used were C$xx.xx. This supplies the Canadian purchasing comparison and a component of the non-passenger-to-cabin activity proxy, not a global share.
- Evidence informing base-year allocation inputs; displayed values and growth are calculated: FY2024/xx.xx hold-baggage capital appropriations used were C$xx.xx; this constrains the independent application-capital comparison.
- Evidence informing base-year allocation inputs; displayed values and growth are calculated: FY2024/xx.xx non-passenger capital appropriations used were C$xx.xx, below the original C$xx.xx budget. Actual purchasing informs the proxy and qualifies automatic announcement-to-revenue conversion.
- Evidence informing forecast-year allocation inputs; displayed values and growth are calculated: FY2024/xx.xx non-passenger capital appropriations used were C$xx.xx, below the original C$xx.xx budget. Actual purchasing informs the proxy and qualifies automatic announcement-to-revenue conversion.
- Evidence informing base-year allocation inputs; displayed values and growth are calculated: Reports C$xx.xx EDS capital expenditure for FY2024/xx.xx and identifies both baggage equipment and full-body scanners in the capital scope, requiring a baggage-attribution adjustment.
- Evidence informing forecast-year allocation inputs; displayed values and growth are calculated: Reports C$xx.xx EDS capital expenditure for FY2024/xx.xx and identifies both baggage equipment and full-body scanners in the capital scope, requiring a baggage-attribution adjustment.
- Evidence informing forecast-year allocation inputs; displayed values and growth are calculated: EDS outturn was C$xx.xx versus an original C$xx.xx plan and revised C$xx.xx budget. Reprofiling constrains assumed award conversion and deployment timing; it does not measure procurement-channel mix. ([catsa-acsta.gc.ca](https://www.catsa-acsta.gc.ca/en/publications/2025-annual-report/management-discussion-and-analysis))
- Evidence informing base-year allocation inputs; displayed values and growth are calculated: The actual capital-project list identifies hold-baggage capacity expansion at Montréal-Trudeau, supporting the expansion classification, not its modeled global revenue weight.
- Evidence informing forecast-year allocation inputs; displayed values and growth are calculated: The actual capital-project list identifies hold-baggage capacity expansion at Montréal-Trudeau, supporting the expansion classification, not its modeled global revenue weight.
- Evidence informing base-year allocation inputs; displayed values and growth are calculated: The actual project list includes checkpoint CT deployment and hold-baggage oversize-equipment lifecycle management, supporting renewal activity without disclosing its purpose-specific spending.
- Evidence informing forecast-year allocation inputs; displayed values and growth are calculated: The actual project list includes checkpoint CT deployment and hold-baggage oversize-equipment lifecycle management,

14. Aviation security screening approved equipment list
    - Evidence informing base-year allocation inputs; displayed values and growth are calculated: Baggage EDS/EDSCB and conventional X-ray classes support the inspection-system boundary, not sales weights. ([gov.uk](https://www.gov.uk/government/collections/aviation-security-screening-approved-equipment-list))
    - Evidence informing forecast-year allocation inputs; displayed values and growth are calculated: Baggage EDS/EDSCB and conventional X-ray classes support the inspection-system boundary, not sales weights. ([gov.uk](https://www.gov.uk/government/collections/aviation-security-screening-approved-equipment-list))
    - Evidence informing base-year allocation inputs; displayed values and growth are calculated: Liquid detectors are a distinct cabin-baggage category; the complete bulk-material extension remains modeled within the captured boundary. ([gov.uk](https://www.gov.uk/government/collections/aviation-security-screening-approved-equipment-list))
    - Evidence informing forecast-year allocation inputs; displayed values and growth are calculated: Liquid detectors are a distinct cabin-baggage category; the complete bulk-material extension remains modeled within the captured boundary. ([gov.uk](https://www.gov.uk/government/collections/aviation-security-screening-approved-equipment-list))
    - Evidence informing base-year allocation inputs; displayed values and growth are calculated: ETD serves baggage and other applications, requiring explicit baggage attribution rather than allocating all detector sales here. ([gov.uk](https://www.gov.uk/government/collections/aviation-security-screening-approved-equipment-list))
    - Evidence informing forecast-year allocation inputs; displayed values and growth are calculated: ETD serves baggage and other applications, requiring explicit baggage attribution rather than allocating all detector sales here. ([gov.uk](https://www.gov.uk/government/collections/aviation-security-screening-approved-equipment-list))
    - Evidence informing base-year allocation inputs; displayed values and growth are calculated: Dedicated ETD consumables are separately recognized, supporting goods classification without establishing spending or unrestricted interchangeability. ([gov.uk](https://www.gov.uk/government/collections/aviation-security-screening-approved-equipment-list))
    - Evidence informing forecast-year allocation inputs; displayed values and growth are calculated: Dedicated ETD consumables are separately recognized, supporting goods classification without establishing spending or unrestricted interchangeability. ([gov.uk](https://www.gov.uk/government/collections/aviation-security-screening-approved-equipment-list))
15. Quantifying the Impacts of Delayed Maintenance of Airport Assets: A Guide - Chapter 6, Baggage Handling Systems
    - Evidence informing base-year allocation inputs; displayed values and growth are calculated: The baggage-handling cost study uses a modeled xx.xx% labor share, adopted only as an adjacent support-cost proxy. ([nationalacademies.org](https://www.nationalacademies.org/read/xx.xx/chapter/xx.xx))
    - Evidence informing forecast-year allocation inputs; displayed values and growth are calculated: The baggage-handling cost study uses a modeled xx.xx% labor share, adopted only as an adjacent support-cost proxy. ([nationalacademies.org](https://www.nationalacademies.org/read/xx.xx/chapter/xx.xx))
    - Evidence informing base-year allocation inputs; displayed values and growth are calculated: Its corresponding modeled xx.xx% parts share calibrates the labor/goods separation; it is not an observed screening-equipment ratio. ([nationalacademies.org](https://www.nationalacademies.org/read/xx.xx/chapter/xx.xx))
    - Evidence informing forecast-year allocation inputs; displayed values and growth are calculated: Its corresponding modeled xx.xx% parts share calibrates the labor/goods separation; it is not an observed screening-equipment ratio. ([nationalacademies.org](https://www.nationalacademies.org/read/xx.xx/chapter/xx.xx))

16. Procurement of Next Generation Security Checkpoint Equipment - Contract Award Notice

- Evidence informing base-year allocation inputs; displayed values and growth are calculated: The seven-system award includes automated tray return, demonstrating bundled purchasing but no separately priced hardware allocation. ([sell2wales.gov.wales](https://www.sell2wales.gov.wales/search/show/search_view.aspx?ID=NOV417275))
- Evidence informing forecast-year allocation inputs; displayed values and growth are calculated: The seven-system award includes automated tray return, demonstrating bundled purchasing but no separately priced hardware allocation. ([sell2wales.gov.wales](https://www.sell2wales.gov.wales/search/show/search_view.aspx?ID=NOV417275))
- Evidence informing base-year allocation inputs; displayed values and growth are calculated: The integrated CT/tray-return scope constrains the automation interface boundary; it does not value general airport conveyors. ([sell2wales.gov.wales](https://www.sell2wales.gov.wales/search/show/search_view.aspx?ID=NOV417275))
- Evidence informing forecast-year allocation inputs; displayed values and growth are calculated: The integrated CT/tray-return scope constrains the automation interface boundary; it does not value general airport conveyors. ([sell2wales.gov.wales](https://www.sell2wales.gov.wales/search/show/search_view.aspx?ID=NOV417275))
- Evidence informing base-year allocation inputs; displayed values and growth are calculated: Central image processing is an explicit purchased function, without a separately disclosed license price. ([sell2wales.gov.wales](https://www.sell2wales.gov.wales/search/show/search_view.aspx?ID=NOV417275))
- Evidence informing forecast-year allocation inputs; displayed values and growth are calculated: Central image processing is an explicit purchased function, without a separately disclosed license price. ([sell2wales.gov.wales](https://www.sell2wales.gov.wales/search/show/search_view.aspx?ID=NOV417275))
- Evidence informing base-year allocation inputs; displayed values and growth are calculated: Supply, installation and commissioning are included deliverables, supporting deployment-service attribution without establishing its percentage. ([sell2wales.gov.wales](https://www.sell2wales.gov.wales/search/show/search_view.aspx?ID=NOV417275))
- Evidence informing forecast-year allocation inputs; displayed values and growth are calculated: Supply, installation and commissioning are included deliverables, supporting deployment-service attribution without establishing its percentage. ([sell2wales.gov.wales](https://www.sell2wales.gov.wales/search/show/search_view.aspx?ID=NOV417275))
- Evidence informing base-year allocation inputs; displayed values and growth are calculated: The October xx.xx 2022 award covers seven systems combining cabin CT, tray return, image processing and deployment responsibilities. It supports integrated purchased scope, not completed delivery or a global sales weight.
- Evidence informing forecast-year allocation inputs; displayed values and growth are calculated: The October xx.xx 2022 award covers seven systems combining cabin CT, tray return, image processing and deployment responsibilities. It supports integrated purchased scope, not completed delivery or a global sales weight.
- Evidence informing base-year allocation inputs; displayed values and growth are calculated: The integrated Newcastle procurement reports a GBP xx.xx-xx.xx offer range but no physical review-room location; its value cannot be assigned automatically to local review. ([sell2wales.gov.wales](https://www.sell2wales.gov.wales/search/show/search_view.aspx?ID=NOV417275))
- Evidence informing forecast-year allocation inputs; displayed values and growth are calculated: The integrated Newcastle procurement reports a GBP xx.xx-xx.xx offer range but no physical review-room location; its value cannot be assigned automatically to local review. ([sell2wales.gov.wales](https://www.sell2wales.gov.wales/search/show/search_view.aspx?ID=NOV417275))
- Evidence informing base-year allocation inputs; displayed values and growth are calculated: Central image processing is included, but a separate on-site room is not specified; constrains classification rather than supplying a remote-review sales weight. ([sell2wales.gov.wales](https://www.sell2wales.gov.wales/search/show/search_view.aspx?ID=NOV417275))
- Evidence informing forecast-year allocation inputs; displayed values and growth are calculated: Central image processing is included, but a separate on-site room is not specified; constrains classification rather than supplying a remote-review sales weight. ([sell2wales.gov.wales](https://www.sell2wales.gov.wales/search/show/search_view.aspx?ID=NOV417275))
- Evidence informing base-year allocation inputs; displayed values and growth are calculated: The bundled award does not identify a mixed-location package or its attributable price, preventing automatic hybrid classification. ([sell2wales.gov.wales](https://www.sell2wales.gov.wales/search/show/search_view.aspx?ID=NOV417275))
- Evidence informing forecast-year allocation inputs; displayed values and growth are calculated: The bundled award does not identify a mixed-location package or its attributable price, preventing automatic hybrid classification.

17. AI for Monitoring Aviation Security: Fraport and German Federal Police Start Regular Operation of APIDS
    - Evidence informing forecast-year allocation inputs; displayed values and growth are calculated: January xx.xx 2026 APIDS deployment demonstrates additional software adoption, without establishing separate revenue. ([fraport.com](https://www.fraport.com/en/newsroom/press-releases/2026/q1/ai-for-monitoring-aviation-security.html))
    - Evidence informing forecast-year allocation inputs; displayed values and growth are calculated: Deployment on more than xx.xx CT scanners is the independent quantitative rollout test; it does not validate the modeled license-growth factor. ([fraport.com](https://www.fraport.com/en/newsroom/press-releases/2026/q1/ai-for-monitoring-aviation-security.html))
    - Evidence informing forecast-year allocation inputs; displayed values and growth are calculated: On January xx.xx 2026, Fraport announced regular APIDS software operation on more than xx.xx existing Smiths CT scanners. This independently supports retained-system enhancement at one buyer, not global penetration or realized license revenue.
18. Smiths Detection - Digital Innovation
    - Evidence informing base-year allocation inputs; displayed values and growth are calculated: The supplier identifies detection applications as a commercial function; separate fee allocation remains assumed. ([smithsdetection.com](https://www.smithsdetection.com/digital-innovation/))
    - Evidence informing forecast-year allocation inputs; displayed values and growth are calculated: The supplier identifies detection applications as a commercial function; separate fee allocation remains assumed. ([smithsdetection.com](https://www.smithsdetection.com/digital-innovation/))
    - Evidence informing base-year allocation inputs; displayed values and growth are calculated: Centralized screening supports the image-review function, not an observed software revenue weight. ([smithsdetection.com](https://www.smithsdetection.com/digital-innovation/))
    - Evidence informing forecast-year allocation inputs; displayed values and growth are calculated: Centralized screening supports the image-review function, not an observed software revenue weight. ([smithsdetection.com](https://www.smithsdetection.com/digital-innovation/))
    - Evidence informing base-year allocation inputs; displayed values and growth are calculated: Connectivity, multi-vendor integration and equipment-health applications establish the fleet-management function without proving customer-specific rights or prices. ([smithsdetection.com](https://www.smithsdetection.com/digital-innovation/))
    - Evidence informing forecast-year allocation inputs; displayed values and growth are calculated: Connectivity, multi-vendor integration and equipment-health applications establish the fleet-management function without proving customer-specific rights or prices. ([smithsdetection.com](https://www.smithsdetection.com/digital-innovation/))
    - Evidence informing base-year allocation inputs; displayed values and growth are calculated: ELECTORA is offered for integrating multi-vendor devices, datasets and applications; establishes the vendor-platform category but discloses no category revenue or customer-specific substitution entitlement. ([smithsdetection.com](https://www.smithsdetection.com/digital-innovation/))
    - Evidence informing forecast-year allocation inputs; displayed values and growth are calculated: ELECTORA is offered for integrating multi-vendor devices, datasets and applications; establishes the vendor-platform category but discloses no category revenue or customer-specific substitution entitlement. ([smithsdetection.com](https://www.smithsdetection.com/digital-innovation/))
19. UK Civil Aviation Authority - Threat Image Projection (TIP)
    - Evidence informing base-year allocation inputs; displayed values and growth are calculated: TIP library approval and renewal obligations support continuing software commitments, not the modeled global fee or share. ([caa.co.uk](https://www.caa.co.uk/commercial-industry/security/training-and-human-factors/threat-image-projection/))
    - Evidence informing forecast-year allocation inputs; displayed values and growth are calculated: TIP library approval and renewal obligations support continuing software commitments, not the modeled global fee or share. ([caa.co.uk](https://www.caa.co.uk/commercial-industry/security/training-and-human-factors/threat-image-projection/))

20. Smiths Detection - Service
    - Evidence informing base-year allocation inputs; displayed values and growth are calculated: Inclusive capital-equipment support covers labor and parts, requiring a single-count economic allocation across services and goods. ([smithsdetection.com](https://www.smithsdetection.com/service/))
    - Evidence informing forecast-year allocation inputs; displayed values and growth are calculated: Inclusive capital-equipment support covers labor and parts, requiring a single-count economic allocation across services and goods. ([smithsdetection.com](https://www.smithsdetection.com/service/))
    - Evidence informing base-year allocation inputs; displayed values and growth are calculated: Equipment-specific training and certification are commercial offerings distinct from routine screening staffing. ([smithsdetection.com](https://www.smithsdetection.com/service/))
    - Evidence informing forecast-year allocation inputs; displayed values and growth are calculated: Equipment-specific training and certification are commercial offerings distinct from routine screening staffing. ([smithsdetection.com](https://www.smithsdetection.com/service/))
    - Evidence informing base-year allocation inputs; displayed values and growth are calculated: The parts-support offering and inclusive contracts corroborate the goods boundary, but not the assumed xx.xx% allocation. ([smithsdetection.com](https://www.smithsdetection.com/service/))
    - Evidence informing forecast-year allocation inputs; displayed values and growth are calculated: The parts-support offering and inclusive contracts corroborate the goods boundary, but not the assumed xx.xx% allocation. ([smithsdetection.com](https://www.smithsdetection.com/service/))
    - Evidence informing base-year allocation inputs; displayed values and growth are calculated: Describes inclusive labor-and-parts contracts and manufacturer support, supporting nonduplicative lifecycle attribution to projection equipment, not a verified xx.xx% fee. ([smithsdetection.com](https://www.smithsdetection.com/service/))
    - Evidence informing forecast-year allocation inputs; displayed values and growth are calculated: Describes inclusive labor-and-parts contracts and manufacturer support, supporting nonduplicative lifecycle attribution to projection equipment, not a verified xx.xx% fee. ([smithsdetection.com](https://www.smithsdetection.com/service/))
    - Evidence informing base-year allocation inputs; displayed values and growth are calculated: Supports the existence of manufacturer lifecycle offerings; broad service-footprint counts are not used as CT revenue weights.
    - Evidence informing forecast-year allocation inputs; displayed values and growth are calculated: Supports the existence of manufacturer lifecycle offerings; broad service-footprint counts are not used as CT revenue weights.
    - Evidence informing base-year allocation inputs; displayed values and growth are calculated: Supports commercial maintenance, refurbishment and parts offerings for portable equipment without establishing baggage-specific service receipts.
    - Evidence informing forecast-year allocation inputs; displayed values and growth are calculated: Supports commercial maintenance, refurbishment and parts offerings for portable equipment without establishing baggage-specific service receipts.
    - Evidence informing base-year allocation inputs; displayed values and growth are calculated: The manufacturer markets direct on-site support and inclusive capital-equipment labor-and-parts contracts. This supports a continuing manufacturer-service alternative, without measuring a pricing premium. ([smithsdetection.com](https://www.smithsdetection.com/service/))
    - Evidence informing forecast-year allocation inputs; displayed values and growth are calculated: The manufacturer markets direct on-site support and inclusive capital-equipment labor-and-parts contracts. This supports a continuing manufacturer-service alternative, without measuring a pricing premium. ([smithsdetection.com](https://www.smithsdetection.com/service/))
    - Evidence informing base-year allocation inputs; displayed values and growth are calculated: Manufacturer-provided bundled support is a commercial alternative to separate technical-service procurement, limiting assumptions of unrestricted third-party substitution. ([smithsdetection.com](https://www.smithsdetection.com/service/))
    - Evidence informing forecast-year allocation inputs; displayed values and growth are calculated: Manufacturer-provided bundled support is a commercial alternative to separate technical-service procurement, limiting assumptions of unrestricted third-party substitution. ([smithsdetection.com](https://www.smithsdetection.com/service/))

21. Hold baggage screening upgrade, Dublin and Cork Airports, Ireland

- Evidence informing base-year allocation inputs; displayed values and growth are calculated: Separate professional-service appointments cover project controls, design oversight and interface management; the broader construction budget is not used as screening-service revenue. ([neccontract.com](https://www.neccontract.com/projects/hold-baggage-screening-upgrade-dublin-and-cork-airports-ireland))
- Evidence informing forecast-year allocation inputs; displayed values and growth are calculated: Separate professional-service appointments cover project controls, design oversight and interface management; the broader construction budget is not used as screening-service revenue. ([neccontract.com](https://www.neccontract.com/projects/hold-baggage-screening-upgrade-dublin-and-cork-airports-ireland))
- Evidence informing base-year allocation inputs; displayed values and growth are calculated: Describes three upgraded hold-baggage systems delivered through separate construction, baggage-integration and advisory appointments, completed in March 2023. Supports integrated-system attribution without assuming a universal single-prime model.
- Evidence informing forecast-year allocation inputs; displayed values and growth are calculated: Describes three upgraded hold-baggage systems delivered through separate construction, baggage-integration and advisory appointments, completed in March 2023. Supports integrated-system attribution without assuming a universal single-prime model.

22. Corporate Plan 2025-26 to 2029-30 Summary - Financial Overview
    - Evidence informing base-year allocation inputs; displayed values and growth are calculated: CATSA distinguishes major-checkpoint CT replacement from single-view-to-multiview replacement elsewhere, supporting application-specific projection demand and forecast assumptions. It also discloses capital funding subject to reprofile approval. ([catsa-acsta.gc.ca](https://www.catsa-acsta.gc.ca/en/publications/corporate-plan-2025-xx.xx-2029-xx.xx/financial-overview))
    - Evidence informing forecast-year allocation inputs; displayed values and growth are calculated: CATSA distinguishes major-checkpoint CT replacement from single-view-to-multiview replacement elsewhere, supporting application-specific projection demand and forecast assumptions. It also discloses capital funding subject to reprofile approval. ([catsa-acsta.gc.ca](https://www.catsa-acsta.gc.ca/en/publications/corporate-plan-2025-xx.xx-2029-xx.xx/financial-overview))
    - Evidence informing base-year allocation inputs; displayed values and growth are calculated: Identifies single-view equipment as a replacement population, supporting the modeled displacement mechanism rather than an observed global share.
    - Evidence informing forecast-year allocation inputs; displayed values and growth are calculated: Identifies single-view equipment as a replacement population, supporting the modeled displacement mechanism rather than an observed global share.
    - Evidence informing base-year allocation inputs; displayed values and growth are calculated: Multiview remains a planned purchasing destination at non-passenger checkpoints and Class xx.xx airports, qualifying universal CT substitution.
    - Evidence informing forecast-year allocation inputs; displayed values and growth are calculated: Multiview remains a planned purchasing destination at non-passenger checkpoints and Class xx.xx airports, qualifying universal CT substitution.
    - Evidence informing base-year allocation inputs; displayed values and growth are calculated: CT replacement is a stated major-checkpoint investment priority, subject to funding and delivery risks; this supports direction, not the modeled global share.
    - Evidence informing forecast-year allocation inputs; displayed values and growth are calculated: CT replacement is a stated major-checkpoint investment priority, subject to funding and delivery risks; this supports direction, not the modeled global share.
    - Evidence informing base-year allocation inputs; displayed values and growth are calculated: The plan includes additional screening equipment and expansion of existing hold-baggage screening capacity. Its FY2025/xx.xx capital budget is C$xx.xx across mixed activities; plans are not recognized supplier revenue.
    - Evidence informing forecast-year allocation inputs; displayed values and growth are calculated: The plan includes additional screening equipment and expansion of existing hold-baggage screening capacity. Its FY2025/xx.xx capital budget is C$xx.xx across mixed activities; plans are not recognized supplier revenue.
    - Evidence informing base-year allocation inputs; displayed values and growth are calculated: The plan distinguishes replacement of checkpoint X-ray equipment with CT and asset lifecycle renewal from additional capacity. Funding, partner timing and reprofiling qualify forecast realization.
    - Evidence informing forecast-year allocation inputs; displayed values and growth are calculated: The plan distinguishes replacement of checkpoint X-ray equipment with CT and asset lifecycle renewal from additional capacity. Funding, partner timing and reprofiling qualify forecast realization.
23. ECAC CEP Public Equipment List - Explosive Detection Systems, Update 18 April 2025
    - Evidence informing base-year allocation inputs; displayed values and growth are calculated: The April xx.xx 2025 list retains XRD xx.xx supporting the legacy commercial-category premise but not the assumed installed cohort or sales volume. ([ecac-ceac.org](https://www.ecac-ceac.org/images/activities/security/ECAC-CEP-EDS-equipment_public_list_update_20250418.pdf))
    - Evidence informing forecast-year allocation inputs; displayed values and growth are calculated: The April xx.xx 2025 list retains XRD xx.xx supporting the legacy commercial-category premise but not the assumed installed cohort or sales volume. ([ecac-ceac.org](https://www.ecac-ceac.org/images/activities/security/ECAC-CEP-EDS-equipment_public_list_update_20250418.pdf))

24. Partners - HALO X-ray Technologies Ltd

· Evidence informing base-year allocation inputs; displayed values and growth are calculated: Named airport pilots and approximately USD xx.xx and USD xx.xx development programs establish commercialization activity and program scale, not realized annual XRD equipment revenue. ([haloxray.com](https://www.haloxray.com/partners))

· Evidence informing forecast-year allocation inputs; displayed values and growth are calculated: Named airport pilots and approximately USD xx.xx and USD xx.xx development programs establish commercialization activity and program scale, not realized annual XRD equipment revenue. ([haloxray.com](https://www.haloxray.com/partners))

25. Explosives Trace Detectors (ETDs): Market Survey Report, November 2021

· Evidence informing base-year allocation inputs; displayed values and growth are calculated: Historical IONSCAN xx.xx list-price configurations around USD xx.xx-xx.xx constrain the IMS price class; they do not establish 2025 purchasing volumes or realizations. ([dhs.gov](https://dhs.gov/sites/default/files/2021-xx.xx/SAVER_Explosives%20Trace%20Detectors%20MSR_08Nov2021_Final-xx.xx.pdf))

· Evidence informing forecast-year allocation inputs; displayed values and growth are calculated: Historical IONSCAN xx.xx list-price configurations around USD xx.xx-xx.xx constrain the IMS price class; they do not establish 2025 purchasing volumes or realizations. ([dhs.gov](https://dhs.gov/sites/default/files/2021-xx.xx/SAVER_Explosives%20Trace%20Detectors%20MSR_08Nov2021_Final-xx.xx.pdf))

· Evidence informing base-year allocation inputs; displayed values and growth are calculated: The Fido X4 historical USD xx.xx list-price benchmark supports the explicit nominal-price bridge; baggage attribution and unit mix remain modeled.

· Evidence informing forecast-year allocation inputs; displayed values and growth are calculated: The Fido X4 historical USD xx.xx list-price benchmark supports the explicit nominal-price bridge; baggage attribution and unit mix remain modeled.

26. Astrotech Corporation - Form 10-K for the Fiscal Year Ended June 30, 2025

· Evidence informing base-year allocation inputs; displayed values and growth are calculated: Discloses FY2025 product and service revenue, xx.xx deployment locations, and a six-unit USD xx.xx order. These provide a price comparator and supplier-scale check, not baggage-only revenue. ([sec.gov](https://www.sec.gov/Archives/edgar/data/xx.xx/xx.xx/astc20250630_10k.htm))

· Evidence informing forecast-year allocation inputs; displayed values and growth are calculated: Discloses FY2025 product and service revenue, xx.xx deployment locations, and a six-unit USD xx.xx order. These provide a price comparator and supplier-scale check, not baggage-only revenue. ([sec.gov](https://www.sec.gov/Archives/edgar/data/xx.xx/xx.xx/astc20250630_10k.htm))

27. Astrotech Corporation - Form 10-K for the Fiscal Year Ended June 30, 2026

· Evidence informing base-year allocation inputs; displayed values and growth are calculated: Reports eight TRACER units sold in FY2025 versus three in FY2026, identifies grant-related revenue within FY2025 product revenue, and describes a potential subsidiary sale. These constrain MS attribution and forecast optimism. ([sec.gov](https://www.sec.gov/Archives/edgar/data/xx.xx/xx.xx/astc20260630_10k.htm))

· Evidence informing forecast-year allocation inputs; displayed values and growth are calculated: Reports eight TRACER units sold in FY2025 versus three in FY2026, identifies grant-related revenue within FY2025 product revenue, and describes a potential subsidiary sale. These constrain MS attribution and forecast optimism. ([sec.gov](https://www.sec.gov/Archives/edgar/data/xx.xx/xx.xx/astc20260630_10k.htm))

28. Liquid Explosive Detector, Bottle Liquid Scanner, Insight - Agilent

· Evidence informing base-year allocation inputs; displayed values and growth are calculated: Identifies Raman-based airport resolution products and dated September 2025 launch and May 2026 contract announcements. Supports category continuity and adoption premises, not global unit or revenue shares. ([agilent.com](https://www.agilent.com/en/product/molecular-spectroscopy/raman-spectroscopy/raman-aviation-security-systems/insight-series-alarm-resolution-systems))

· Evidence informing forecast-year allocation inputs; displayed values and growth are calculated: Identifies Raman-based airport resolution products and dated September 2025 launch and May 2026 contract announcements. Supports category continuity and adoption premises, not global unit or revenue shares. ([agilent.com](https://www.agilent.com/en/product/molecular-spectroscopy/raman-spectroscopy/raman-aviation-security-systems/insight-series-alarm-resolution-systems))

29. Bottle Liquid Scanner for Sale from China - Securina

· Evidence informing base-year allocation inputs; displayed values and growth are calculated: Positions microwave-based liquid-screening products for airports and customs. Supports commercial classification only; prices, authorization and purchasing weights remain assumptions. ([securinadetection.com](https://www.securinadetection.com/Bottle-Liquid-Scanner-Manufacturer-China.html))

· Evidence informing forecast-year allocation inputs; displayed values and growth are calculated: Positions microwave-based liquid-screening products for airports and customs. Supports commercial classification only; prices, authorization and purchasing weights remain assumptions. ([securinadetection.com](https://www.securinadetection.com/Bottle-Liquid-Scanner-Manufacturer-China.html))

30. Quick, Accurate Threat-Detection Scanner for Liquid, Aerosol, and Gels Eases and Secures Air Travel Worldwide

· Evidence informing base-year allocation inputs; displayed values and growth are calculated: Identifies LS10 as a complete commercial liquid scanner combining RF and ultrasonic capabilities, supporting nonduplicative complete-product attribution. ([battelle.org](https://www.battelle.org/insights/case-studies/case-study-details/quick-accurate-threat-detection-scanner-for-liquid-aerosol-and-gels-eases-and-secures-air-travel-worldwide))

· Evidence informing forecast-year allocation inputs; displayed values and growth are calculated: Identifies LS10 as a complete commercial liquid scanner combining RF and ultrasonic capabilities, supporting nonduplicative complete-product attribution. ([battelle.org](https://www.battelle.org/insights/case-studies/case-study-details/quick-accurate-threat-detection-scanner-for-liquid-aerosol-and-gels-eases-and-secures-air-travel-worldwide))

31. ECAC CEP Public Equipment List - Liquid Explosive Detection Systems, Update 10 July 2025

· Evidence informing base-year allocation inputs; displayed values and growth are calculated: The July xx.xx 2025 list includes One Resonance Sensors MobiLab BLS. This supports retained listed status for a named product, not active supply, paid installed stock or observed receipts. ([ecac-ceac.org](https://www.ecac-ceac.org/images/activities/security/ECAC-CEP-LEDS%20equipment%20public%20list-update%xx.xx-xx.xx-rev1.pdf))

· Evidence informing forecast-year allocation inputs; displayed values and growth are calculated: The July xx.xx 2025 list includes One Resonance Sensors MobiLab BLS. This supports retained listed status for a named product, not active supply, paid installed stock or observed receipts. ([ecac-ceac.org](https://www.ecac-ceac.org/images/activities/security/ECAC-CEP-LEDS%20equipment%20public%20list-update%xx.xx-xx.xx-rev1.pdf))

32. MobiLab BLS Bottled Liquid Scanner Endorsed By European Civil Aviation Conference

· Evidence informing base-year allocation inputs; displayed values and growth are calculated: The company's May xx.xx 2014 announcement identifies MobiLab BLS as an NMR-based airport liquid scanner and states that orders were being accepted. Establishes historical commercial offering, not 2025 deliveries. ([prnewswire.com](https://www.prnewswire.com/news-releases/mobilab-bls-bottled-liquid-scanner-endorsed-by-european-civil-aviation-conference-xx.xx.html))

· Evidence informing forecast-year allocation inputs; displayed values and growth are calculated: The company's May xx.xx 2014 announcement identifies MobiLab BLS as an NMR-based airport liquid scanner and states that orders were being accepted. Establishes historical commercial offering, not 2025 deliveries. ([prnewswire.com](https://www.prnewswire.com/news-releases/mobilab-bls-bottled-liquid-scanner-endorsed-by-european-civil-aviation-conference-xx.xx.html))

33. SafePointe BLS Powered by ORS - Bottled Liquid Explosives Detection Solution

· Evidence informing base-year allocation inputs; displayed values and growth are calculated: The branded supplier brochure documents an ORS-powered bottled-liquid product channel. Its availability does not establish current orders or support continuity; it supports only the legacy-channel modeling premise. ([uploads-ssl.webflow.com](https://uploads-ssl.webflow.com/608330bcae48962bf6d7ff37/6149f80be6c30d34b5e3debe_BLS-Flyer-Compressed.pdf))

· Evidence informing forecast-year allocation inputs; displayed values and growth are calculated: The branded supplier brochure documents an ORS-powered bottled-liquid product channel. Its availability does not establish current orders or support continuity; it supports only the legacy-channel modeling premise. ([uploads-ssl.webflow.com](https://uploads-ssl.webflow.com/608330bcae48962bf6d7ff37/6149f80be6c30d34b5e3debe_BLS-Flyer-Compressed.pdf))

34. Florida Division of Corporations - One Resonance Sensors, LLC, Entity Detail

· Evidence informing base-year allocation inputs; displayed values and growth are calculated: The official registry records One Resonance Sensors, LLC as inactive following administrative dissolution on September xx.xx 2019. This counterevidence constrains continuity assumptions but does not prove zero surviving product support. ([search.sunbiz.org](https://search.sunbiz.org/Inquiry/CorporationSearch/SearchResultDetail?aggregateId=flal-l11000122986-c57f60b3-690d-4c87-836a-9aeb045075e8&directionType=CurrentList&inquirytype=EntityName&listNameOrder=ONERESONANCESENSORS+L110001229860&searchNameOrder=ONERESONANCESENSORS+L110001229860&searchTerm=ONE+RED+AMPERSAND+LLC))

· Evidence informing forecast-year allocation inputs; displayed values and growth are calculated: The official registry records One Resonance Sensors, LLC as inactive following administrative dissolution on September xx.xx 2019. This counterevidence constrains continuity assumptions but does not prove zero surviving product support. ([search.sunbiz.org](https://search.sunbiz.org/Inquiry/CorporationSearch/SearchResultDetail?aggregateId=flal-l11000122986-c57f60b3-690d-4c87-836a-9aeb045075e8&directionType=CurrentList&inquirytype=EntityName&listNameOrder=ONERESONANCESENSORS+L110001229860&searchNameOrder=ONERESONANCESENSORS+L110001229860&searchTerm=ONE+RED+AMPERSAND+LLC))

35. Explosive Detection - Teledyne FLIR Defense

· Evidence informing base-year allocation inputs; displayed values and growth are calculated: Lists offered Fido X-series products and service support, supporting commercial offering continuity only, not airport-specific eligibility or sales weights. ([flir.com](https://www.flir.com/threat-detection/explosives/))

· Evidence informing forecast-year allocation inputs; displayed values and growth are calculated: Lists offered Fido X-series products and service support, supporting commercial offering continuity only, not airport-specific eligibility or sales weights. ([flir.com](https://www.flir.com/threat-detection/explosives/))

36. Scintrex Trace E3500 Explosive Trace Detection Unit - SecurityPro USA

· Evidence informing base-year allocation inputs; displayed values and growth are calculated: The distributor offers E3500 chemiluminescence equipment and identifies customs/border applications. Supports a commercial category lead, not measured airport purchasing or the assumed price. ([securityprousa.com](https://www.securityprousa.com/collections/explosive-detection/products/scintrex-trace-e3500-explosive-trace-detection-unit))

· Evidence informing forecast-year allocation inputs; displayed values and growth are calculated: The distributor offers E3500 chemiluminescence equipment and identifies customs/border applications. Supports a commercial category lead, not measured airport purchasing or the assumed price. ([securityprousa.com](https://www.securityprousa.com/collections/explosive-detection/products/scintrex-trace-e3500-explosive-trace-detection-unit))

37. Portable Explosive Detector - Trace Detector EVD-3000+

- Evidence informing base-year allocation inputs; displayed values and growth are calculated: The distributor offers EVD-xx.xx+ thermo-redox equipment. Supports offered-product classification, not airport authorization, purchasing volume or the modeled realization. ([securityprousa.com](https://www.securityprousa.com/products/scintrex-trace-evd-xx.xx-portable-trace-detection-unit))
- Evidence informing forecast-year allocation inputs; displayed values and growth are calculated: The distributor offers EVD-xx.xx+ thermo-redox equipment. Supports offered-product classification, not airport authorization, purchasing volume or the modeled realization. ([securityprousa.com](https://www.securityprousa.com/products/scintrex-trace-evd-xx.xx-portable-trace-detection-unit))

38. CATSA's Purchase Order Terms and Conditions

- Evidence informing base-year allocation inputs; displayed values and growth are calculated: Contract terms constrain maintenance, parts and consumables escalation, qualifying unrestricted aftermarket pricing assumptions in the projection lifecycle model. ([catsa-acsta.gc.ca](https://www.catsa-acsta.gc.ca/en/publications/catsa-s-purchase-order-terms-and-conditions))
- Evidence informing forecast-year allocation inputs; displayed values and growth are calculated: Contract terms constrain maintenance, parts and consumables escalation, qualifying unrestricted aftermarket pricing assumptions in the projection lifecycle model. ([catsa-acsta.gc.ca](https://www.catsa-acsta.gc.ca/en/publications/catsa-s-purchase-order-terms-and-conditions))
- Evidence informing base-year allocation inputs; displayed values and growth are calculated: Contractual price limits constrain the pricing premise, but do not verify CT-specific global support receipts.
- Evidence informing forecast-year allocation inputs; displayed values and growth are calculated: Contractual price limits constrain the pricing premise, but do not verify CT-specific global support receipts.
- Evidence informing base-year allocation inputs; displayed values and growth are calculated: Maintenance and consumable escalation limits qualify the trace-platform pricing assumption rather than establishing the modeled IMS share.
- Evidence informing forecast-year allocation inputs; displayed values and growth are calculated: Maintenance and consumable escalation limits qualify the trace-platform pricing assumption rather than establishing the modeled IMS share.
- Evidence informing base-year allocation inputs; displayed values and growth are calculated: The pre-existing-software clause grants broad license rights without transferring ownership; proprietary ownership alone therefore cannot establish the Closed revenue numerator. ([catsa-acsta.gc.ca](https://www.catsa-acsta.gc.ca/en/publications/catsa-s-purchase-order-terms-and-conditions))
- Evidence informing forecast-year allocation inputs; displayed values and growth are calculated: The pre-existing-software clause grants broad license rights without transferring ownership; proprietary ownership alone therefore cannot establish the Closed revenue numerator. ([catsa-acsta.gc.ca](https://www.catsa-acsta.gc.ca/en/publications/catsa-s-purchase-order-terms-and-conditions))
- Evidence informing base-year allocation inputs; displayed values and growth are calculated: Software modification rights are not themselves proof of standards-based interfaces or independent component substitution; supports conservative classification. ([catsa-acsta.gc.ca](https://www.catsa-acsta.gc.ca/en/publications/catsa-s-purchase-order-terms-and-conditions))
- Evidence informing forecast-year allocation inputs; displayed values and growth are calculated: Software modification rights are not themselves proof of standards-based interfaces or independent component substitution; supports conservative classification. ([catsa-acsta.gc.ca](https://www.catsa-acsta.gc.ca/en/publications/catsa-s-purchase-order-terms-and-conditions))

39. Liquids Scanner for Airport Security - UC Davis
    - Evidence informing base-year allocation inputs; displayed values and growth are calculated: The February xx.xx 2011 account establishes a development contract and licensing relationship. Its development allocation is excluded from 2025 receipts and does not establish a surviving commercial cohort. ([ucdavis.edu](https://www.ucdavis.edu/news/liquids-scanner-airport-security))
    - Evidence informing forecast-year allocation inputs; displayed values and growth are calculated: The February xx.xx 2011 account establishes a development contract and licensing relationship. Its development allocation is excluded from 2025 receipts and does not establish a surviving commercial cohort. ([ucdavis.edu](https://www.ucdavis.edu/news/liquids-scanner-airport-security))
40. Open Architecture for Airport Security Systems, Second Edition
    - Evidence informing base-year allocation inputs; displayed values and growth are calculated: Distinguishes proprietary integration from interoperable connections, supporting the category boundary rather than an observed revenue share. ([aci-europe.org](https://aci-europe.org/downloads/resources/Open%20Architecture%20for%20Airport%20Security%20Systems%202nd%20Edition.pdf))
    - Evidence informing forecast-year allocation inputs; displayed values and growth are calculated: Distinguishes proprietary integration from interoperable connections, supporting the category boundary rather than an observed revenue share. ([aci-europe.org](https://aci-europe.org/downloads/resources/Open%20Architecture%20for%20Airport%20Security%20Systems%202nd%20Edition.pdf))
    - Evidence informing base-year allocation inputs; displayed values and growth are calculated: Integration does not guarantee interoperability; this constrains attribution of vendor-mediated configurations. ([aci-europe.org](https://aci-europe.org/downloads/resources/Open%20Architecture%20for%20Airport%20Security%20Systems%202nd%20Edition.pdf))
    - Evidence informing forecast-year allocation inputs; displayed values and growth are calculated: Integration does not guarantee interoperability; this constrains attribution of vendor-mediated configurations. ([aci-europe.org](https://aci-europe.org/downloads/resources/Open%20Architecture%20for%20Airport%20Security%20Systems%202nd%20Edition.pdf))
    - Evidence informing base-year allocation inputs; displayed values and growth are calculated: Allows identified partial compliance and discusses accountable integration responsibilities; supports scoped open attribution, not whole-purchase reclassification. ([aci-europe.org](https://aci-europe.org/downloads/resources/Open%20Architecture%20for%20Airport%20Security%20Systems%202nd%20Edition.pdf))
    - Evidence informing forecast-year allocation inputs; displayed values and growth are calculated: Allows identified partial compliance and discusses accountable integration responsibilities; supports scoped open attribution, not whole-purchase reclassification. ([aci-europe.org](https://aci-europe.org/downloads/resources/Open%20Architecture%20for%20Airport%20Security%20Systems%202nd%20Edition.pdf))

41. CATSA 2025 Annual Report - Overview of Activities

- Evidence informing base-year allocation inputs; displayed values and growth are calculated: Reports xx.xx CATSA Plus lines across xx.xx airports serving more than xx.xx% of passengers in 2024/xx.xx; provides an independent integration-activity check, not a direct value allocation. ([catsa-acsta.gc.ca](https://www.catsa-acsta.gc.ca/en/publications/2025-annual-report/overview-activities))
- Evidence informing forecast-year allocation inputs; displayed values and growth are calculated: Reports xx.xx CATSA Plus lines across xx.xx airports serving more than xx.xx% of passengers in 2024/xx.xx; provides an independent integration-activity check, not a direct value allocation. ([catsa-acsta.gc.ca](https://www.catsa-acsta.gc.ca/en/publications/2025-annual-report/overview-activities))
- Evidence informing base-year allocation inputs; displayed values and growth are calculated: The reported modernized passenger coverage constrains an assumption of universally standalone activity, while leaving commercial architecture and revenue attribution unresolved. ([catsa-acsta.gc.ca](https://www.catsa-acsta.gc.ca/en/publications/2025-annual-report/overview-activities))
- Evidence informing forecast-year allocation inputs; displayed values and growth are calculated: The reported modernized passenger coverage constrains an assumption of universally standalone activity, while leaving commercial architecture and revenue attribution unresolved. ([catsa-acsta.gc.ca](https://www.catsa-acsta.gc.ca/en/publications/2025-annual-report/overview-activities))
- Evidence informing forecast-year allocation inputs; displayed values and growth are calculated: The annual report identifies enhanced non-passenger requirements and implementation planned from spring 2025. This supports a conditional modernization premise, not the modeled global uptake factor.
- Evidence informing base-year allocation inputs; displayed values and growth are calculated: Reports xx.xx CATSA Plus lines and more than xx.xx% passenger coverage in 2024/xx.xx; provides a Canadian adoption comparator, not a global local-review revenue weight. ([catsa-acsta.gc.ca](https://www.catsa-acsta.gc.ca/en/publications/2025-annual-report/overview-activities))
- Evidence informing forecast-year allocation inputs; displayed values and growth are calculated: Reports xx.xx CATSA Plus lines and more than xx.xx% passenger coverage in 2024/xx.xx; provides a Canadian adoption comparator, not a global local-review revenue weight. ([catsa-acsta.gc.ca](https://www.catsa-acsta.gc.ca/en/publications/2025-annual-report/overview-activities))
- Evidence informing base-year allocation inputs; displayed values and growth are calculated: Identifies remote screening within CATSA Plus and quantifies deployment; constrains the commercial-adoption premise but does not establish each review room's location. ([catsa-acsta.gc.ca](https://www.catsa-acsta.gc.ca/en/publications/2025-annual-report/overview-activities))
- Evidence informing forecast-year allocation inputs; displayed values and growth are calculated: Identifies remote screening within CATSA Plus and quantifies deployment; constrains the commercial-adoption premise but does not establish each review room's location. ([catsa-acsta.gc.ca](https://www.catsa-acsta.gc.ca/en/publications/2025-annual-report/overview-activities))
- Evidence informing base-year allocation inputs; displayed values and growth are calculated: Deployment coverage constrains the addressable network-enabled pool; it does not disclose hybrid contracts or justify the modeled hybrid percentage. ([catsa-acsta.gc.ca](https://www.catsa-acsta.gc.ca/en/publications/2025-annual-report/overview-activities))
- Evidence informing forecast-year allocation inputs; displayed values and growth are calculated: Deployment coverage constrains the addressable network-enabled pool; it does not disclose hybrid contracts or justify the modeled hybrid percentage. ([catsa-acsta.gc.ca](https://www.catsa-acsta.gc.ca/en/publications/2025-annual-report/overview-activities))

42. CATSA - Beyond the Checkpoint, December 2025

- Evidence informing base-year allocation inputs; displayed values and growth are calculated: Reports xx.xx operational CT machines at eight airports and a modular-line average of xx.xx passengers per hour versus xx.xx for traditional multi-split lines; supports the bounded throughput-to-unit bridge and phased-deployment premise. ([catsa-acsta.gc.ca](https://www.catsa-acsta.gc.ca/en/about-us/beyond-checkpoint-2025-december))
- Evidence informing forecast-year allocation inputs; displayed values and growth are calculated: Reports xx.xx operational CT machines at eight airports and a modular-line average of xx.xx passengers per hour versus xx.xx for traditional multi-split lines; supports the bounded throughput-to-unit bridge and phased-deployment premise. ([catsa-acsta.gc.ca](https://www.catsa-acsta.gc.ca/en/about-us/beyond-checkpoint-2025-december))

43. Smiths Detection Delivers Fully Automated International Remote Baggage Screening System Between South Korea and the United States

- Evidence informing base-year allocation inputs; displayed values and growth are calculated: The January xx.xx 2026 disclosure identifies xx.xx software licenses and DICOS V3.xx.xx exchange, and dates operational service to August 2025. Supports commercial standards-based activity and forecast feasibility, not an observed global share or a confirmed 2025 license inventory. ([smithsdetection.com](https://www.smithsdetection.com/press-releases/smiths-detection-delivers-fully-automated-international-remote-baggage-screening-system-between-south-korea-and-the-united-states/))
- Evidence informing forecast-year allocation inputs; displayed values and growth are calculated: The January xx.xx 2026 disclosure identifies xx.xx software licenses and DICOS V3.xx.xx exchange, and dates operational service to August 2025. Supports commercial standards-based activity and forecast feasibility, not an observed global share or a confirmed 2025 license inventory. ([smithsdetection.com](https://www.smithsdetection.com/press-releases/smiths-detection-delivers-fully-automated-international-remote-baggage-screening-system-between-south-korea-and-the-united-states/))

44. SeeTrue Marks Milestone with Over 100 X-ray Checkpoint Installations of Advanced AI-Based Threat Detection Software

- Evidence informing base-year allocation inputs; displayed values and growth are calculated: The December xx.xx 2024 announcement reports the 100th operational screening lane across airports and other sectors. Provides a limited commercial-adoption scale check; it is neither airport-only nor a census of standards-based entitlements. ([seetrue.ai](https://www.seetrue.ai/seetrue-marks-milestone-with-over-xx.xx-x-ray-checkpoint-installations-of-advanced-ai-based-threat-detection-software/))
- Evidence informing forecast-year allocation inputs; displayed values and growth are calculated: The December xx.xx 2024 announcement reports the 100th operational screening lane across airports and other sectors. Provides a limited commercial-adoption scale check; it is neither airport-only nor a census of standards-based entitlements. ([seetrue.ai](https://www.seetrue.ai/seetrue-marks-milestone-with-over-xx.xx-x-ray-checkpoint-installations-of-advanced-ai-based-threat-detection-software/))

45. Scarabee's Checkpoint Property Screening System to be deployed at DEN

- Evidence informing base-year allocation inputs; displayed values and growth are calculated: Describes a xx.xx-lane Denver award combining Scarabee lanes with Smiths scanners. Corroborates a commercial mixed-supplier integration route; an award is not realized annual revenue or proof of unrestricted interoperability. ([daifukuatec.com](https://daifukuatec.com/news/scarabees-checkpoint-property-screening-system-to-be-deployed-at-den))
- Evidence informing forecast-year allocation inputs; displayed values and growth are calculated: Describes a xx.xx-lane Denver award combining Scarabee lanes with Smiths scanners. Corroborates a commercial mixed-supplier integration route; an award is not realized annual revenue or proof of unrestricted interoperability. ([daifukuatec.com](https://daifukuatec.com/news/scarabees-checkpoint-property-screening-system-to-be-deployed-at-den))

46. CATSA Annual Report 2024 - Management's Discussion and Analysis

- Evidence informing base-year allocation inputs; displayed values and growth are calculated: FY2023/xx.xx pre-board capital appropriations used of C$xx.xx provide the second period in the non-passenger-to-cabin purchasing comparison.
- Evidence informing base-year allocation inputs; displayed values and growth are calculated: FY2023/xx.xx non-passenger capital appropriations used of C$xx.xx enter the two-period activity proxy; they do not identify the property-only fraction.
- Evidence informing forecast-year allocation inputs; displayed values and growth are calculated: FY2023/xx.xx non-passenger capital appropriations used of C$xx.xx enter the two-period activity proxy; they do not identify the property-only fraction.

47. Smiths Detection confirm order of 91 advanced scanners for new terminals at Moscow Sheremetyevo International Airport
    - Evidence informing base-year allocation inputs; displayed values and growth are calculated: The dated airport deployment includes xx.xx entrance baggage systems and xx.xx cabin-checkpoint systems. Their ratio supplies a historical relative-density proxy, subsequently discounted for assumed global coverage.
    - Evidence informing forecast-year allocation inputs; displayed values and growth are calculated: The dated airport deployment includes xx.xx entrance baggage systems and xx.xx cabin-checkpoint systems. Their ratio supplies a historical relative-density proxy, subsequently discounted for assumed global coverage.
48. Cochin International Airport Selects Smiths Detection's CTX 9800 for Next-Generation Hold Baggage Screening
    - Evidence informing base-year allocation inputs; displayed values and growth are calculated: The May 2017 deployment identifies xx.xx customs baggage systems alongside four hold-baggage systems. This supports the customs-intensive historical configuration proxy, not current global fleet or revenue observations.
    - Evidence informing forecast-year allocation inputs; displayed values and growth are calculated: The May 2017 deployment identifies xx.xx customs baggage systems alongside four hold-baggage systems. This supports the customs-intensive historical configuration proxy, not current global fleet or revenue observations.
49. CATSA Functions, Programs and Activities
    - Evidence informing base-year allocation inputs; displayed values and growth are calculated: Hold-baggage activities include equipment purchase, baggage-handling integration and equipment maintenance, supporting the checked-baggage capital and lifecycle boundary.
    - Evidence informing forecast-year allocation inputs; displayed values and growth are calculated: Hold-baggage activities include equipment purchase, baggage-handling integration and equipment maintenance, supporting the checked-baggage capital and lifecycle boundary.
    - Evidence informing base-year allocation inputs; displayed values and growth are calculated: Non-passenger screening covers airport workers and their belongings; only attributable property-screening offerings enter this allocation.
    - Evidence informing forecast-year allocation inputs; displayed values and growth are calculated: Non-passenger screening covers airport workers and their belongings; only attributable property-screening offerings enter this allocation.
50. Fraport TAV Antalya Airport - About the security control itself
    - Evidence informing base-year allocation inputs; displayed values and growth are calculated: The airport operator distinguishes terminal-entry security from a subsequent checkpoint. This supports a separate entrance-screening mission while providing no global prevalence or spending share.
    - Evidence informing forecast-year allocation inputs; displayed values and growth are calculated: The airport operator distinguishes terminal-entry security from a subsequent checkpoint. This supports a separate entrance-screening mission while providing no global prevalence or spending share.
51. EMSD VoiceLink, Issue 79, June 2026 - EMSD Provides Comprehensive Support for Terminal 2 Commissioning
    - Evidence informing forecast-year allocation inputs; displayed values and growth are calculated: The June 2026 account identifies baggage-and-parcel equipment procurement and installation for the customs authority at Terminal xx.xx. It supports a separate commissioning mission but does not isolate baggage expenditure.
52. GAO-26-107811 - Guam: Considerations for Evaluating Alternative Customs Models and Potential Economic Effects
    - Evidence informing base-year allocation inputs; displayed values and growth are calculated: The audit identifies two historical airport-customs baggage systems inactive for years and delayed replacement procurement. This challenges conversion of installed stock or acknowledged need directly into annual equipment and support revenue.
    - Evidence informing forecast-year allocation inputs; displayed values and growth are calculated: The audit identifies two historical airport-customs baggage systems inactive for years and delayed replacement procurement. This challenges conversion of installed stock or acknowledged need directly into annual equipment and support revenue.

53. Bennet, Moran, Van Hollen, Boozman Introduce Bill to Bolster Aviation Safety
    - Evidence informing base-year allocation inputs; displayed values and growth are calculated: The July xx.xx 2025 official release identifies xx.xx U.S. screening lanes, used as agency purchasing-exposure calibration rather than observed annual equipment sales.
    - Evidence informing forecast-year allocation inputs; displayed values and growth are calculated: The July xx.xx 2025 official release identifies xx.xx U.S. screening lanes, used as agency purchasing-exposure calibration rather than observed annual equipment sales.
54. Bank of Canada - Annual exchange rates
    - Evidence informing base-year allocation inputs; displayed values and growth are calculated: Annual exchange-rate observations support the inherited fiscal-period approximation of xx.xx Canadian dollars per U.S. dollar; this is not a transaction-weighted exchange rate.
    - Evidence informing forecast-year allocation inputs; displayed values and growth are calculated: Annual exchange-rate observations support the inherited fiscal-period approximation of xx.xx Canadian dollars per U.S. dollar; this is not a transaction-weighted exchange rate.
55. Japan’s leading airline revolutionizes check in experience with new Smiths Detection technology
    - Evidence informing base-year allocation inputs; displayed values and growth are calculated: The August 2023 announcement identifies JAL as customer for five screening ecosystems and reports xx.xx deployed iLane units across Japan. These are historical commercial-stock anchors, not an airline-only fleet or 2025 sales observation.
    - Evidence informing forecast-year allocation inputs; displayed values and growth are calculated: The August 2023 announcement identifies JAL as customer for five screening ecosystems and reports xx.xx deployed iLane units across Japan. These are historical commercial-stock anchors, not an airline-only fleet or 2025 sales observation.
56. Narita International Airport anticipates threats with integrated solutions
    - Evidence informing base-year allocation inputs; displayed values and growth are calculated: Identifies Narita airport as a screening-technology customer and describes xx.xx lane-related installations, qualifying any assumption that the supplier's Japanese installed stock was purchased entirely by airlines.
    - Evidence informing forecast-year allocation inputs; displayed values and growth are calculated: Identifies Narita airport as a screening-technology customer and describes xx.xx lane-related installations, qualifying any assumption that the supplier's Japanese installed stock was purchased entirely by airlines.
57. MLIT - 保安検査の実施主体が変わります！ - June 27, 2025
    - Evidence informing forecast-year allocation inputs; displayed values and growth are calculated: The June xx.xx 2025 announcement targets transfer of security-screening responsibility from airlines to airport managers, with leading cases targeted in FY2026. Supports a conditional reduction in airline purchasing, not an observed contract-transfer percentage.
    - Evidence informing forecast-year allocation inputs; displayed values and growth are calculated: The transfer direction supports modeled airport-manager purchasing gains. Continued shared financing does not imply equal purchasing shares.
58. ICTS International N.V. - Annual Report for the year ended December 31, 2025
    - Evidence informing base-year allocation inputs; displayed values and growth are calculated: Discloses USD xx.xx company-wide property/equipment purchases and USD xx.xx airport-security revenue in 2025. Supports an asset-light purchasing-intensity proxy; the in-scope fraction and global expansion remain assumptions.
    - Evidence informing forecast-year allocation inputs; displayed values and growth are calculated: Discloses USD xx.xx company-wide property/equipment purchases and USD xx.xx airport-security revenue in 2025. Supports an asset-light purchasing-intensity proxy; the in-scope fraction and global expansion remain assumptions.

59. EU Publications Office - Purchase and maintenance of non-intrusive X-ray inspection equipment for baggage and air cargo volume control
    - Evidence informing base-year allocation inputs; displayed values and growth are calculated: Identifies Autoridade Tributária e Aduaneira as buyer and reports a 2026 award of EUR xx.xx across four lots for baggage/air-cargo inspection equipment and maintenance. Provides a buyer-role and commercial-scale comparator, not 2025 baggage-only annual expenditure.
    - Evidence informing forecast-year allocation inputs; displayed values and growth are calculated: Identifies Autoridade Tributária e Aduaneira as buyer and reports a 2026 award of EUR xx.xx across four lots for baggage/air-cargo inspection equipment and maintenance. Provides a buyer-role and commercial-scale comparator, not 2025 baggage-only annual expenditure.
60. ACI World - Busiest Airports in the World
    - Evidence informing base-year allocation inputs; displayed values and growth are calculated: Reports approximately xx.xx international airport passenger movements in 2025. Half provides an approximate arrival-movement scale check before transfer exclusions, not a customs examination or equipment-purchasing weight.
    - Evidence informing forecast-year allocation inputs; displayed values and growth are calculated: Reports approximately xx.xx international airport passenger movements in 2025. Half provides an approximate arrival-movement scale check before transfer exclusions, not a customs examination or equipment-purchasing weight.
61. Heathrow announces £2.3bn accelerated investment plan to upgrade the UK's international gateway to growth
    - Evidence informing base-year allocation inputs; displayed values and growth are calculated: Reports GBP xx.xx invested in security-lane upgrades during 2024, supporting material airport-directed purchasing. Broader infrastructure obligations and historical timing prevent treating the amount as 2025 in-scope market receipts.
    - Evidence informing forecast-year allocation inputs; displayed values and growth are calculated: Reports GBP xx.xx invested in security-lane upgrades during 2024, supporting material airport-directed purchasing. Broader infrastructure obligations and historical timing prevent treating the amount as 2025 in-scope market receipts.
62. Fraport Assumes Responsibility for Aviation Security Checks at Frankfurt Airport
    - Evidence informing base-year allocation inputs; displayed values and growth are calculated: Documents Fraport's checkpoint-management responsibility from January 2023, six initial CT-equipped lanes and three contracted screening providers. Supports distinguishing an airport commissioning role from regulator oversight and contracted screening labor.
    - Evidence informing forecast-year allocation inputs; displayed values and growth are calculated: Documents Fraport's checkpoint-management responsibility from January 2023, six initial CT-equipped lanes and three contracted screening providers. Supports distinguishing an airport commissioning role from regulator oversight and contracted screening labor.
63. Advanced Cabin Baggage Screening - Computed Tomography Implementation Guide
    - Evidence informing base-year allocation inputs; displayed values and growth are calculated: Distinguishes standalone CT, including equipment-local conveyance, from integrated screening-lane configurations; supports attribution boundaries, not a revenue weight.
    - Evidence informing forecast-year allocation inputs; displayed values and growth are calculated: Distinguishes standalone CT, including equipment-local conveyance, from integrated screening-lane configurations; supports attribution boundaries, not a revenue weight.
    - Evidence informing base-year allocation inputs; displayed values and growth are calculated: Identifies automated tray-return and automated screening-lane integration as commercially distinct configurations; supports the lane-integrated category definition.
    - Evidence informing forecast-year allocation inputs; displayed values and growth are calculated: Identifies automated tray-return and automated screening-lane integration as commercially distinct configurations; supports the lane-integrated category definition.

64. GAO-12-266 - Checked Baggage Screening: TSA Has Deployed Optimal Systems at the Majority of TSA-Regulated Airports, but Could Strengthen Cost Estimates

- Evidence informing base-year allocation inputs; displayed values and growth are calculated: The December 2011 table reports xx.xx standalone EDS alongside xx.xx in-line EDS; this historical machine-count comparator constrains, but does not determine, the current global allocation.
- Evidence informing forecast-year allocation inputs; displayed values and growth are calculated: The December 2011 table reports xx.xx standalone EDS alongside xx.xx in-line EDS; this historical machine-count comparator constrains, but does not determine, the current global allocation.
- Evidence informing base-year allocation inputs; displayed values and growth are calculated: Reports xx.xx in-line EDS across xx.xx in-line systems and distinguishes equipment counts from integrated-system counts; supports the historical configuration bridge.
- Evidence informing forecast-year allocation inputs; displayed values and growth are calculated: Reports xx.xx in-line EDS across xx.xx in-line systems and distinguishes equipment counts from integrated-system counts; supports the historical configuration bridge.

65. Smiths Detection selected as security technology provider to International Airport Heraklion Crete

- Evidence informing base-year allocation inputs; displayed values and growth are calculated: The September xx.xx 2025 announcement identifies eight cabin CT scanners and eight automated tray-return systems for Heraklion, with installation planned across late 2025 and mid-2026; supports ongoing integrated procurement, not realized annual revenue.
- Evidence informing forecast-year allocation inputs; displayed values and growth are calculated: The September xx.xx 2025 announcement identifies eight cabin CT scanners and eight automated tray-return systems for Heraklion, with installation planned across late 2025 and mid-2026; supports ongoing integrated procurement, not realized annual revenue.

66. Centralised Image Processing: The Impact on Security Checkpoints

- Evidence informing base-year allocation inputs; displayed values and growth are calculated: Distinguishes checkpoint-local image review from separate-room arrangements; supports retaining networked local activity rather than automatically assigning it to remote review. ([casra.ch](https://casra.ch/wp-content/uploads/2021/xx.xx/Kuhn-2017.-Centralised-image-processing.pdf))
- Evidence informing forecast-year allocation inputs; displayed values and growth are calculated: Distinguishes checkpoint-local image review from separate-room arrangements; supports retaining networked local activity rather than automatically assigning it to remote review. ([casra.ch](https://casra.ch/wp-content/uploads/2021/xx.xx/Kuhn-2017.-Centralised-image-processing.pdf))
- Evidence informing base-year allocation inputs; displayed values and growth are calculated: Describes separate screening rooms and established remote hold-baggage review at larger airports; supports the cohort-maturity premise, not a numerical global share. ([casra.ch](https://casra.ch/wp-content/uploads/2021/xx.xx/Kuhn-2017.-Centralised-image-processing.pdf))
- Evidence informing forecast-year allocation inputs; displayed values and growth are calculated: Describes separate screening rooms and established remote hold-baggage review at larger airports; supports the cohort-maturity premise, not a numerical global share. ([casra.ch](https://casra.ch/wp-content/uploads/2021/xx.xx/Kuhn-2017.-Centralised-image-processing.pdf))
- Evidence informing base-year allocation inputs; displayed values and growth are calculated: Describes combined checkpoint and remote-room arrangements, establishing a mixed-location commercial configuration without measuring its prevalence or price. ([casra.ch](https://casra.ch/wp-content/uploads/2021/xx.xx/Kuhn-2017.-Centralised-image-processing.pdf))
- Evidence informing forecast-year allocation inputs; displayed values and growth are calculated: Describes combined checkpoint and remote-room arrangements, establishing a mixed-location commercial configuration without measuring its prevalence or price. ([casra.ch](https://casra.ch/wp-content/uploads/2021/xx.xx/Kuhn-2017.-Centralised-image-processing.pdf))

67. Annual Report 2024 - CATSA's Operating Environment

- Evidence informing base-year allocation inputs; displayed values and growth are calculated: Reports xx.xx CATSA Plus lines and more than xx.xx% passenger coverage in 2023/xx.xx providing the historical comparison rather than a global location allocation. ([catsa-acsta.gc.ca](https://www.catsa-acsta.gc.ca/en/publications/catsa-s-operating-environment))
- Evidence informing forecast-year allocation inputs; displayed values and growth are calculated: Reports xx.xx CATSA Plus lines and more than xx.xx% passenger coverage in 2023/xx.xx providing the historical comparison rather than a global location allocation. ([catsa-acsta.gc.ca](https://www.catsa-acsta.gc.ca/en/publications/catsa-s-operating-environment))
- Evidence informing base-year allocation inputs; displayed values and growth are calculated: Together with the subsequent annual report, supports a seven-line deployment increase without a corresponding increase in reported passenger coverage. ([catsa-acsta.gc.ca](https://www.catsa-acsta.gc.ca/en/publications/catsa-s-operating-environment))
- Evidence informing forecast-year allocation inputs; displayed values and growth are calculated: Together with the subsequent annual report, supports a seven-line deployment increase without a corresponding increase in reported passenger coverage. ([catsa-acsta.gc.ca](https://www.catsa-acsta.gc.ca/en/publications/catsa-s-operating-environment))
- Evidence informing base-year allocation inputs; displayed values and growth are calculated: Provides a historical network-enabled deployment anchor, while leaving the physical mixed-location contract share unmeasured. ([catsa-acsta.gc.ca](https://www.catsa-acsta.gc.ca/en/publications/catsa-s-operating-environment))
- Evidence informing forecast-year allocation inputs; displayed values and growth are calculated: Provides a historical network-enabled deployment anchor, while leaving the physical mixed-location contract share unmeasured. ([catsa-acsta.gc.ca](https://www.catsa-acsta.gc.ca/en/publications/catsa-s-operating-environment))

68. L22020-T-TG Upgrades to the Passenger Search Area, body scanners, EDS C3 cabin baggage screening - Contract Award Notice

- Evidence informing base-year allocation inputs; displayed values and growth are calculated: The January xx.xx 2023 Luton award expressly includes construction of a remote screening room at the airport terminal, supporting separate-room commercial procurement. Its broader scope is not treated as baggage-only annual revenue. ([find-tender.service.gov.uk](https://www.find-tender.service.gov.uk/Notice/xx.xx-2023))
- Evidence informing forecast-year allocation inputs; displayed values and growth are calculated: The January xx.xx 2023 Luton award expressly includes construction of a remote screening room at the airport terminal, supporting separate-room commercial procurement. Its broader scope is not treated as baggage-only annual revenue. ([find-tender.service.gov.uk](https://www.find-tender.service.gov.uk/Notice/xx.xx-2023))

69. Greater Orlando Aviation Authority - Minutes of the February 19, 2025 Meeting

- Evidence informing base-year allocation inputs; displayed values and growth are calculated: Authorizes up to USD xx.xx for baggage-system and Remote Screening Facility network/server separation. Half this ceiling is an explicitly assumed deployment-cost comparator, not observed off-site receipts. ([assets.ctfassets.net](https://assets.ctfassets.net/qiecpoxp4bka/6BCjKImOwJmeZxqtGVdpYR/1e2d759a2c44b5b6d71193cb9927ec75/2025-xx.xx-19_Board_Minutes.pdf))
- Evidence informing forecast-year allocation inputs; displayed values and growth are calculated: Authorizes up to USD xx.xx for baggage-system and Remote Screening Facility network/server separation. Half this ceiling is an explicitly assumed deployment-cost comparator, not observed off-site receipts. ([assets.ctfassets.net](https://assets.ctfassets.net/qiecpoxp4bka/6BCjKImOwJmeZxqtGVdpYR/1e2d759a2c44b5b6d71193cb9927ec75/2025-xx.xx-19_Board_Minutes.pdf))
- Evidence informing base-year allocation inputs; displayed values and growth are calculated: Provides the commercial networking-cost anchor for the modeled transfer from existing on-site pools, avoiding additional market value or duplicate host-equipment attribution. ([assets.ctfassets.net](https://assets.ctfassets.net/qiecpoxp4bka/6BCjKImOwJmeZxqtGVdpYR/1e2d759a2c44b5b6d71193cb9927ec75/2025-xx.xx-19_Board_Minutes.pdf))
- Evidence informing forecast-year allocation inputs; displayed values and growth are calculated: Provides the commercial networking-cost anchor for the modeled transfer from existing on-site pools, avoiding additional market value or duplicate host-equipment attribution. ([assets.ctfassets.net](https://assets.ctfassets.net/qiecpoxp4bka/6BCjKImOwJmeZxqtGVdpYR/1e2d759a2c44b5b6d71193cb9927ec75/2025-xx.xx-19_Board_Minutes.pdf))

70. American and U.S. Customs and Border Protection pilot innovative baggage screening initiative

- Evidence informing base-year allocation inputs; displayed values and growth are calculated: American's April xx.xx 2025 announcement identifies a daily Sydney-Los Angeles IRBS pilot and unchanged screening requirements. It anchors one sampled connection and an assumed partial-year licensing period, not disclosed revenue. ([s202.q4cdn.com](https://s202.q4cdn.com/xx.xx/files/doc_news/American-and-US-Customs-and-Border-Protection-pilot-innovative-baggage-screening-initiative-OPS-OTH-xx.xx-2025.pdf))
- Evidence informing forecast-year allocation inputs; displayed values and growth are calculated: American's April xx.xx 2025 announcement identifies a daily Sydney-Los Angeles IRBS pilot and unchanged screening requirements. It anchors one sampled connection and an assumed partial-year licensing period, not disclosed revenue. ([s202.q4cdn.com](https://s202.q4cdn.com/xx.xx/files/doc_news/American-and-US-Customs-and-Border-Protection-pilot-innovative-baggage-screening-initiative-OPS-OTH-xx.xx-2025.pdf))

71. 델타항공-대한항공, 인천발 애틀랜타 노선 대상 위탁수하물 원격 검색 방식 신규 도입

- Evidence informing base-year allocation inputs; displayed values and growth are calculated: The August xx.xx 2025 announcement identifies the Incheon-Atlanta IRBS arrangement, anchoring a second sampled connection and a partial-year commercial-activity assumption without establishing contract value. ([news.delta.com](https://news.delta.com/delta-and-koreanair-launch-remote-baggage-screening-on-icn-atl-KR))
- Evidence informing forecast-year allocation inputs; displayed values and growth are calculated: The August xx.xx 2025 announcement identifies the Incheon-Atlanta IRBS arrangement, anchoring a second sampled connection and a partial-year commercial-activity assumption without establishing contract value. ([news.delta.com](https://news.delta.com/delta-and-koreanair-launch-remote-baggage-screening-on-icn-atl-KR))

72. United Launches CBP's International Remote Baggage Screening on Select International Flights

- Evidence informing base-year allocation inputs; displayed values and growth are calculated: United's September xx.xx 2025 announcement identifies daily Sydney-San Francisco service and named technology partners, anchoring a third sampled connection. It reports no attributable software or integration receipts. ([united.mediaroom.com](https://united.mediaroom.com/2025-xx.xx-xx.xx-United-Launches-CBPs-International-Remote-Baggage-Screening-on-Select-International-Flights))
- Evidence informing forecast-year allocation inputs; displayed values and growth are calculated: United's September xx.xx 2025 announcement identifies daily Sydney-San Francisco service and named technology partners, anchoring a third sampled connection. It reports no attributable software or integration receipts. ([united.mediaroom.com](https://united.mediaroom.com/2025-xx.xx-xx.xx-United-Launches-CBPs-International-Remote-Baggage-Screening-on-Select-International-Flights))

73. Airline Passengers Face Fewer Bag Checkpoints, Thanks to PNNL, Partners

- Evidence informing forecast-year allocation inputs; displayed values and growth are calculated: The August xx.xx 2026 laboratory release describes implementation on additional routes, including Seoul arrivals at Minneapolis-St. Paul and Detroit. This supports expansion direction, not the forecast connection count, realization or global share. ([pnnl.gov](https://www.pnnl.gov/news-media/airline-passengers-face-fewer-bag-checkpoints-thanks-pnnl-partners))

74. TSA awards $781.2 million to procure additional CT X-Ray scanners for airport checkpoints

- Evidence informing base-year allocation inputs; displayed values and growth are calculated: The March xx.xx 2022 announcement identifies up to USD xx.xx for procurement and maintenance of up to xx.xx systems from an OEM. This is a historical procurement-scale anchor, not annual 2025 direct-channel revenue. ([content.govdelivery.com](https://content.govdelivery.com/accounts/USDHSTSA/bulletins/30f6e5f))
- Evidence informing base-year allocation inputs; displayed values and growth are calculated: The award includes full-size automated lanes, cautioning against assigning all automation value to non-OEM integration primes; exact contractual-role attribution is not disclosed. ([content.govdelivery.com](https://content.govdelivery.com/accounts/USDHSTSA/bulletins/30f6e5f))

75. OSI Systems, Inc. - Form 10-K for the fiscal year ended June 30, 2026

- Evidence informing base-year allocation inputs; displayed values and growth are calculated: The filing describes regional direct security-product sales and direct maintenance relationships. Its broader security scope supports route coexistence, not baggage-only sales weights. ([sec.gov](https://www.sec.gov/Archives/edgar/data/xx.xx/xx.xx/osis-20260630x10k.htm))
- Evidence informing forecast-year allocation inputs; displayed values and growth are calculated: The filing describes regional direct security-product sales and direct maintenance relationships. Its broader security scope supports route coexistence, not baggage-only sales weights. ([sec.gov](https://www.sec.gov/Archives/edgar/data/xx.xx/xx.xx/osis-20260630x10k.htm))
- Evidence informing base-year allocation inputs; displayed values and growth are calculated: The company identifies a global independent-distributor network, supporting a continuing indirect route without quantifying its value share. ([sec.gov](https://www.sec.gov/Archives/edgar/data/xx.xx/xx.xx/osis-20260630x10k.htm))
- Evidence informing forecast-year allocation inputs; displayed values and growth are calculated: The company identifies a global independent-distributor network, supporting a continuing indirect route without quantifying its value share. ([sec.gov](https://www.sec.gov/Archives/edgar/data/xx.xx/xx.xx/osis-20260630x10k.htm))
- Evidence informing base-year allocation inputs; displayed values and growth are calculated: Authorized service providers are identified separately from distributors, supporting distinct technical-service attribution and access limitations. ([sec.gov](https://www.sec.gov/Archives/edgar/data/xx.xx/xx.xx/osis-20260630x10k.htm))
- Evidence informing forecast-year allocation inputs; displayed values and growth are calculated: Authorized service providers are identified separately from distributors, supporting distinct technical-service attribution and access limitations. ([sec.gov](https://www.sec.gov/Archives/edgar/data/xx.xx/xx.xx/osis-20260630x10k.htm))

76. SriLankan Airlines - Invitation for Supply, Installation, Commissioning and Maintenance of Dual View Heavy and Medium X-Ray Machines, Reference 202130407

· Evidence informing base-year allocation inputs; displayed values and growth are calculated: The 2021 purchaser invitation permits an OEM or authorized OEM agent and requires authorization for the latter. It establishes equipment-channel eligibility, not an award or software-resale right. ([srilankan.com](https://www.srilankan.com/download/tender/TN-Invitationforsubmiss-xx.xx.pdf))

77. JFK Millennium Partners Selects K2 to Deliver State-of-the-Art Security Screening Checkpoint at new JFK Terminal 6

· Evidence informing base-year allocation inputs; displayed values and growth are calculated: The March xx.xx 2025 appointment assigns procurement and deployment coordination across multiple technology suppliers at a future ten-gate terminal. It supports integration-prime participation and a forecast mechanism, not a disclosed share or completed 2025 revenue. ([portauthoritybuilds.com](https://www.portauthoritybuilds.com/redevelopment/us/en/jfk/planned-projects/terminal-xx.xx/news/jfk-millennium-partners-selects-k2-to-deliver-state-of-the-art-s.html))

· Evidence informing forecast-year allocation inputs; displayed values and growth are calculated: The March xx.xx 2025 appointment assigns procurement and deployment coordination across multiple technology suppliers at a future ten-gate terminal. It supports integration-prime participation and a forecast mechanism, not a disclosed share or completed 2025 revenue. ([portauthoritybuilds.com](https://www.portauthoritybuilds.com/redevelopment/us/en/jfk/planned-projects/terminal-xx.xx/news/jfk-millennium-partners-selects-k2-to-deliver-state-of-the-art-s.html))

· Evidence informing base-year allocation inputs; displayed values and growth are calculated: The March xx.xx 2025 appointment covers baggage CT and automated bin-return equipment for a future xx.xx-gate terminal, with phased opening planned for 2026-2028. It establishes new-installation activity, not attributable 2025 receipts; wider airport investment and person-only technologies are excluded.

· Evidence informing forecast-year allocation inputs; displayed values and growth are calculated: The March xx.xx 2025 appointment covers baggage CT and automated bin-return equipment for a future xx.xx-gate terminal, with phased opening planned for 2026-2028. It establishes new-installation activity, not attributable 2025 receipts; wider airport investment and person-only technologies are excluded.

78. CATSA Corporate Plan 2024-25 to 2028-29 Summary - Key Corporate Risks

· Evidence informing base-year allocation inputs; displayed values and growth are calculated: The authority reports transferring maintenance of most screening equipment to KPrime in 2023/xx.xx. This establishes a separately contracted maintenance relationship, without a baggage-only payment split. ([catsa-acsta.gc.ca](https://www.catsa-acsta.gc.ca/en/publications/key-corporate-risks))

79. Leidos wins TSA logistics contract

· Evidence informing base-year allocation inputs; displayed values and growth are calculated: The January xx.xx 2025 announcement describes an eight-year, USD xx.xx maximum sustainment contract covering xx.xx equipment units at over xx.xx locations with manufacturer coordination. Annualization and baggage/third-party attribution in the model are explicit assumptions. ([leidos.com](https://www.leidos.com/insights/leidos-wins-tsa-logistics-contract))

· Evidence informing forecast-year allocation inputs; displayed values and growth are calculated: The January xx.xx 2025 announcement describes an eight-year, USD xx.xx maximum sustainment contract covering xx.xx equipment units at over xx.xx locations with manufacturer coordination. Annualization and baggage/third-party attribution in the model are explicit assumptions. ([leidos.com](https://www.leidos.com/insights/leidos-wins-tsa-logistics-contract))

80. Checkpoint Transformation: Malta International Airport Streamlines Passenger Flow with Smiths Detection
    - Evidence informing base-year allocation inputs; displayed values and growth are calculated: Seven conventional automated lanes were replaced by six CT-equipped lanes, with final commissioning in January 2025. This is a counterexample to equating capacity improvement with net additional equipment.
    - Evidence informing forecast-year allocation inputs; displayed values and growth are calculated: Seven conventional automated lanes were replaced by six CT-equipped lanes, with final commissioning in January 2025. This is a counterexample to equating capacity improvement with net additional equipment.
    - Evidence informing base-year allocation inputs; displayed values and growth are calculated: The complete checkpoint replacement illustrates why an offering described commercially as an upgrade can belong to System Replacement. The seven-year service commitment is not counted wholly as installation-year revenue.
    - Evidence informing forecast-year allocation inputs; displayed values and growth are calculated: The complete checkpoint replacement illustrates why an offering described commercially as an upgrade can belong to System Replacement. The seven-year service commitment is not counted wholly as installation-year revenue.
81. iCMORE - Smiths Detection
    - Evidence informing forecast-year allocation inputs; displayed values and growth are calculated: The current commercial offering describes a software-upgrade path while qualifying additional hardware requirements by machine type and age. This constrains forecast eligibility assumptions; product availability does not measure adoption or revenue.

18.15. Russia

Table 644. Russia Airport Baggage Screening Systems Market Size, 2017-2040 (USD Million)

Country	2017	2024	2025	2026	2027	2032	2040	CAGR (%)
Russia	**xx.xx**	**xx.xx**	**xx.xx**	**xx.xx**	**xx.xx**	**xx.xx**	**xx.xx**	**xx.xx**

Table 645. Russia Airport Baggage Screening Systems Market Size, by Offering, 2017-2040 (USD Million)

Offering	2017	2024	2025	2026	2027	2032	2040	CAGR (%)
Detection Equipment	xx.xx	xx.xx	xx.xx	xx.xx	xx.xx	xx.xx	xx.xx	xx.xx
Replacement Parts and Consumables	xx.xx	xx.xx	xx.xx	xx.xx	xx.xx	xx.xx	xx.xx	xx.xx
Screening Automation Equipment	xx.xx	xx.xx	xx.xx	xx.xx	xx.xx	xx.xx	xx.xx	xx.xx
Screening Software	xx.xx	xx.xx	xx.xx	xx.xx	xx.xx	xx.xx	xx.xx	xx.xx
System Services	xx.xx	xx.xx	xx.xx	xx.xx	xx.xx	xx.xx	xx.xx	xx.xx
Total	**xx.xx**	**xx.xx**	**xx.xx**	**xx.xx**	**xx.xx**	**xx.xx**	**xx.xx**	**xx.xx**

Table 646. Russia Airport Baggage Screening Systems Market Size, by Detection Equipment, 2017-2040 (USD Million)

Detection Equipment	2017	2024	2025	2026	2027	2032	2040	CAGR (%)
Baggage Inspection Systems	xx.xx	xx.xx	xx.xx	xx.xx	xx.xx	xx.xx	xx.xx	xx.xx
Explosive Trace Detectors	xx.xx	xx.xx	xx.xx	xx.xx	xx.xx	xx.xx	xx.xx	xx.xx
Liquid and Bulk Material Analyzers	xx.xx	xx.xx	xx.xx	xx.xx	xx.xx	xx.xx	xx.xx	xx.xx
Total	**xx.xx**	**xx.xx**	**xx.xx**	**xx.xx**	**xx.xx**	**xx.xx**	**xx.xx**	**xx.xx**

Table 647. Russia Airport Baggage Screening Systems Market Size, by System Services, 2017-2040 (USD Million)

System Services	2017	2024	2025	2026	2027	2032	2040	CAGR (%)
Equipment Training Services	xx.xx	xx.xx	xx.xx	xx.xx	xx.xx	xx.xx	xx.xx	xx.xx
Installation, Integration, and Commissioning Services	xx.xx	xx.xx	xx.xx	xx.xx	xx.xx	xx.xx	xx.xx	xx.xx
Maintenance, Repair, and Technical Support	xx.xx	xx.xx	xx.xx	xx.xx	xx.xx	xx.xx	xx.xx	xx.xx
Planning and Engineering Services	xx.xx	xx.xx	xx.xx	xx.xx	xx.xx	xx.xx	xx.xx	xx.xx
Total	**xx.xx**	**xx.xx**	**xx.xx**	**xx.xx**	**xx.xx**	**xx.xx**	**xx.xx**	**xx.xx**

Table 648. Russia Airport Baggage Screening Systems Market Size, by Replacement Parts and Consumables, 2017-2040 (USD Million)

Replacement Parts and Consumables	2017	2024	2025	2026	2027	2032	2040	CAGR (%)
Detection Consumables	xx.xx	xx.xx	xx.xx	xx.xx	xx.xx	xx.xx	xx.xx	xx.xx
Replacement Parts and Upgrade Kits	xx.xx	xx.xx	xx.xx	xx.xx	xx.xx	xx.xx	xx.xx	xx.xx
Total	**xx.xx**	**xx.xx**	**xx.xx**	**xx.xx**	**xx.xx**	**xx.xx**	**xx.xx**	**xx.xx**

Table 649. Russia Airport Baggage Screening Systems Market Size, by Screening Automation Equipment, 2017-2040 (USD Million)

Screening Automation Equipment	2017	2024	2025	2026	2027	2032	2040	CAGR (%)
Screening Conveyors and Sortation Equipment	xx.xx	xx.xx	xx.xx	xx.xx	xx.xx	xx.xx	xx.xx	xx.xx
Screening Lanes and Tray-Return Systems	xx.xx	xx.xx	xx.xx	xx.xx	xx.xx	xx.xx	xx.xx	xx.xx
Total	**xx.xx**	**xx.xx**	**xx.xx**	**xx.xx**	**xx.xx**	**xx.xx**	**xx.xx**	**xx.xx**

Table 650. Russia Airport Baggage Screening Systems Market Size, by Screening Software, 2017-2040 (USD Million)

Screening Software	2017	2024	2025	2026	2027	2032	2040	CAGR (%)
Automated Threat Detection Software	xx.xx	xx.xx	xx.xx	xx.xx	xx.xx	xx.xx	xx.xx	xx.xx
Image Review and Management Software	xx.xx	xx.xx	xx.xx	xx.xx	xx.xx	xx.xx	xx.xx	xx.xx
Screener Training and Quality Assurance Software	xx.xx	xx.xx	xx.xx	xx.xx	xx.xx	xx.xx	xx.xx	xx.xx
Screening Connectivity and Fleet Management Software	xx.xx	xx.xx	xx.xx	xx.xx	xx.xx	xx.xx	xx.xx	xx.xx
Total	**xx.xx**	**xx.xx**	**xx.xx**	**xx.xx**	**xx.xx**	**xx.xx**	**xx.xx**	**xx.xx**

Table 651. Russia Airport Baggage Screening Systems Market Size, by Detection Platform, 2017-2040 (USD Million)

Detection Platform	2017	2024	2025	2026	2027	2032	2040	CAGR (%)
Chemiluminescence Detection	xx.xx	xx.xx	xx.xx	xx.xx	xx.xx	xx.xx	xx.xx	xx.xx
Dielectric and Microwave Analysis	xx.xx	xx.xx	xx.xx	xx.xx	xx.xx	xx.xx	xx.xx	xx.xx
Fluorescence Detection	xx.xx	xx.xx	xx.xx	xx.xx	xx.xx	xx.xx	xx.xx	xx.xx
Integrated Multimodal Detection	xx.xx	xx.xx	xx.xx	xx.xx	xx.xx	xx.xx	xx.xx	xx.xx
Ion Mobility Spectrometry	xx.xx	xx.xx	xx.xx	xx.xx	xx.xx	xx.xx	xx.xx	xx.xx
Magnetic Resonance	xx.xx	xx.xx	xx.xx	xx.xx	xx.xx	xx.xx	xx.xx	xx.xx
Mass Spectrometry	xx.xx	xx.xx	xx.xx	xx.xx	xx.xx	xx.xx	xx.xx	xx.xx
Projection X-Ray Imaging	xx.xx	xx.xx	xx.xx	xx.xx	xx.xx	xx.xx	xx.xx	xx.xx
Raman Spectroscopy	xx.xx	xx.xx	xx.xx	xx.xx	xx.xx	xx.xx	xx.xx	xx.xx
Thermo-Redox Detection	xx.xx	xx.xx	xx.xx	xx.xx	xx.xx	xx.xx	xx.xx	xx.xx
X-Ray Computed Tomography	xx.xx	xx.xx	xx.xx	xx.xx	xx.xx	xx.xx	xx.xx	xx.xx
X-Ray Diffraction	xx.xx	xx.xx	xx.xx	xx.xx	xx.xx	xx.xx	xx.xx	xx.xx
Others	xx.xx	xx.xx	xx.xx	xx.xx	xx.xx	xx.xx	xx.xx	xx.xx
Total	**xx.xx**	**xx.xx**	**xx.xx**	**xx.xx**	**xx.xx**	**xx.xx**	**xx.xx**	**xx.xx**

Table 652. Russia Airport Baggage Screening Systems Market Size, by Projection X-Ray Imaging, 2017-2040 (USD Million)

Projection X-Ray Imaging	2017	2024	2025	2026	2027	2032	2040	CAGR (%)
Multiview X-Ray Imaging	xx.xx	xx.xx	xx.xx	xx.xx	xx.xx	xx.xx	xx.xx	xx.xx
Single-View X-Ray Imaging	xx.xx	xx.xx	xx.xx	xx.xx	xx.xx	xx.xx	xx.xx	xx.xx
Total	**xx.xx**	**xx.xx**	**xx.xx**	**xx.xx**	**xx.xx**	**xx.xx**	**xx.xx**	**xx.xx**

Table 653. Russia Airport Baggage Screening Systems Market Size, by Interoperability Architecture, 2017-2040 (USD Million)

Interoperability Architecture	2017	2024	2025	2026	2027	2032	2040	CAGR (%)
Closed Proprietary Architecture	xx.xx	xx.xx	xx.xx	xx.xx	xx.xx	xx.xx	xx.xx	xx.xx
Open Standards-Based Interoperability	xx.xx	xx.xx	xx.xx	xx.xx	xx.xx	xx.xx	xx.xx	xx.xx
Vendor-Specific Integration	xx.xx	xx.xx	xx.xx	xx.xx	xx.xx	xx.xx	xx.xx	xx.xx
Total	**xx.xx**	**xx.xx**	**xx.xx**	**xx.xx**	**xx.xx**	**xx.xx**	**xx.xx**	**xx.xx**

Table 654. Russia Airport Baggage Screening Systems Market Size, by Screening Application, 2017-2040 (USD Million)

Screening Application	2017	2024	2025	2026	2027	2032	2040	CAGR (%)
Customs and Border Baggage Inspection	xx.xx	xx.xx	xx.xx	xx.xx	xx.xx	xx.xx	xx.xx	xx.xx
Non-Passenger Property Screening	xx.xx	xx.xx	xx.xx	xx.xx	xx.xx	xx.xx	xx.xx	xx.xx
Passenger Cabin Baggage Screening	xx.xx	xx.xx	xx.xx	xx.xx	xx.xx	xx.xx	xx.xx	xx.xx
Passenger Checked Baggage Screening	xx.xx	xx.xx	xx.xx	xx.xx	xx.xx	xx.xx	xx.xx	xx.xx
Terminal-Entrance Baggage Screening	xx.xx	xx.xx	xx.xx	xx.xx	xx.xx	xx.xx	xx.xx	xx.xx
Total	**xx.xx**	**xx.xx**	**xx.xx**	**xx.xx**	**xx.xx**	**xx.xx**	**xx.xx**	**xx.xx**

Table 655. Russia Airport Baggage Screening Systems Market Size, by Purchasing Organization, 2017-2040 (USD Million)

Purchasing Organization	2017	2024	2025	2026	2027	2032	2040	CAGR (%)
Airlines	xx.xx	xx.xx	xx.xx	xx.xx	xx.xx	xx.xx	xx.xx	xx.xx
Airport and Terminal Operators	xx.xx	xx.xx	xx.xx	xx.xx	xx.xx	xx.xx	xx.xx	xx.xx
Contract Screening Operators	xx.xx	xx.xx	xx.xx	xx.xx	xx.xx	xx.xx	xx.xx	xx.xx
Customs and Border Authorities	xx.xx	xx.xx	xx.xx	xx.xx	xx.xx	xx.xx	xx.xx	xx.xx
Public Aviation Security Agencies	xx.xx	xx.xx	xx.xx	xx.xx	xx.xx	xx.xx	xx.xx	xx.xx
Total	**xx.xx**	**xx.xx**	**xx.xx**	**xx.xx**	**xx.xx**	**xx.xx**	**xx.xx**	**xx.xx**

Table 656. Russia Airport Baggage Screening Systems Market Size, by System Integration, 2017-2040 (USD Million)

System Integration	2017	2024	2025	2026	2027	2032	2040	CAGR (%)
Baggage Handling-Integrated Systems	xx.xx	xx.xx	xx.xx	xx.xx	xx.xx	xx.xx	xx.xx	xx.xx
Checkpoint Lane-Integrated Systems	xx.xx	xx.xx	xx.xx	xx.xx	xx.xx	xx.xx	xx.xx	xx.xx
Standalone Screening Systems	xx.xx	xx.xx	xx.xx	xx.xx	xx.xx	xx.xx	xx.xx	xx.xx
Total	**xx.xx**	**xx.xx**	**xx.xx**	**xx.xx**	**xx.xx**	**xx.xx**	**xx.xx**	**xx.xx**

Table 657. Russia Airport Baggage Screening Systems Market Size, by Image Review Location, 2017-2040 (USD Million)

Image Review Location	2017	2024	2025	2026	2027	2032	2040	CAGR (%)
Hybrid Image Review	xx.xx	xx.xx	xx.xx	xx.xx	xx.xx	xx.xx	xx.xx	xx.xx
Local Image Review	xx.xx	xx.xx	xx.xx	xx.xx	xx.xx	xx.xx	xx.xx	xx.xx
Off-Site Remote Image Review	xx.xx	xx.xx	xx.xx	xx.xx	xx.xx	xx.xx	xx.xx	xx.xx
On-Site Remote Image Review	xx.xx	xx.xx	xx.xx	xx.xx	xx.xx	xx.xx	xx.xx	xx.xx
Others	xx.xx	xx.xx	xx.xx	xx.xx	xx.xx	xx.xx	xx.xx	xx.xx
Total	**xx.xx**	**xx.xx**	**xx.xx**	**xx.xx**	**xx.xx**	**xx.xx**	**xx.xx**	**xx.xx**

Table 658. Russia Airport Baggage Screening Systems Market Size, by Procurement Channel, 2017-2040 (USD Million)

Procurement Channel	2017	2024	2025	2026	2027	2032	2040	CAGR (%)
Direct Technology Suppliers	xx.xx	xx.xx	xx.xx	xx.xx	xx.xx	xx.xx	xx.xx	xx.xx
Distributors and Resellers	xx.xx	xx.xx	xx.xx	xx.xx	xx.xx	xx.xx	xx.xx	xx.xx
Independent Technical Service Providers	xx.xx	xx.xx	xx.xx	xx.xx	xx.xx	xx.xx	xx.xx	xx.xx
Systems Integration Primes	xx.xx	xx.xx	xx.xx	xx.xx	xx.xx	xx.xx	xx.xx	xx.xx
Total	**xx.xx**	**xx.xx**	**xx.xx**	**xx.xx**	**xx.xx**	**xx.xx**	**xx.xx**	**xx.xx**

Table 659. Russia Airport Baggage Screening Systems Market Size, by Investment Purpose, 2017-2040 (USD Million)

Investment Purpose	2017	2024	2025	2026	2027	2032	2040	CAGR (%)
New Installations and Capacity Expansion	xx.xx	xx.xx	xx.xx	xx.xx	xx.xx	xx.xx	xx.xx	xx.xx
Retrofits and Upgrades	xx.xx	xx.xx	xx.xx	xx.xx	xx.xx	xx.xx	xx.xx	xx.xx
System Replacement	xx.xx	xx.xx	xx.xx	xx.xx	xx.xx	xx.xx	xx.xx	xx.xx
Others	xx.xx	xx.xx	xx.xx	xx.xx	xx.xx	xx.xx	xx.xx	xx.xx
Total	**xx.xx**	**xx.xx**	**xx.xx**	**xx.xx**	**xx.xx**	**xx.xx**	**xx.xx**	**xx.xx**

Sources & Evidence

1. House Report 119-173 - Department of Homeland Security Appropriations Bill, 2026

   · Evidence informing the 2030 market-value input; displayed series and growth include calculations: The aging installed fleet supports replacement demand, but does not establish the forecast's realization dates or annual purchasing rate. ([govinfo.gov](https://www.govinfo.gov/content/pkg/CRPT-119hrpt173/html/CRPT-119hrpt173.htm))

   · Evidence informing forecast-year allocation inputs; displayed values and growth are calculated: The report identifies xx.xx end-of-life systems within a xx.xx-system checked-baggage fleet. This constrains renewal exposure, not realized annual purchasing or a verified global replacement deadline.

   · Evidence informing base-year allocation inputs; displayed values and growth are calculated: Reports a TSA checked-baggage fleet of xx.xx EDS, including xx.xx at end-of-life, and assigns purchase, installation and maintenance responsibilities to TSA. Supports agency fleet calibration and renewal pressure, not the assumed forecast uplift.

   · Evidence informing forecast-year allocation inputs; displayed values and growth are calculated: Reports a TSA checked-baggage fleet of xx.xx EDS, including xx.xx at end-of-life, and assigns purchase, installation and maintenance responsibilities to TSA. Supports agency fleet calibration and renewal pressure, not the assumed forecast uplift.

   · Evidence informing forecast-year allocation inputs; displayed values and growth are calculated: The report identifies xx.xx end-of-life EDS within a xx.xx-unit U.S. checked-baggage fleet, citing the FY2024 capital plan. The derived xx.xx% backlog constrains the aging-fleet premise, but is neither an annual turnover rate nor a funded global replacement forecast.

2. GAO-24-106573 - DHS Annual Assessment: Most Programs Are Meeting Current Goals, but Some Continue to Face Cost and Schedule Challenges

- Evidence informing the 2026 market-value input; displayed series and growth include calculations: Reports plans for xx.xx checkpoint systems and xx.xx increment-one deployments by September 2023; supports an incomplete replacement cycle rather than universal CT adoption. ([gao.gov](https://www.gao.gov/assets/gao-xx.xx-xx.xx.pdf))
- Evidence informing base-year allocation inputs; displayed values and growth are calculated: Reports xx.xx AT/CT, xx.xx base, xx.xx mid-size and xx.xx full-size deployments by September 2023; supplies configuration proxies and an incomplete-renewal constraint, not contractual architecture shares. ([gao.gov](https://www.gao.gov/assets/gao-xx.xx-xx.xx.pdf))
- Evidence informing forecast-year allocation inputs; displayed values and growth are calculated: Reports xx.xx AT/CT, xx.xx base, xx.xx mid-size and xx.xx full-size deployments by September 2023; supplies configuration proxies and an incomplete-renewal constraint, not contractual architecture shares. ([gao.gov](https://www.gao.gov/assets/gao-xx.xx-xx.xx.pdf))
- Evidence informing base-year allocation inputs; displayed values and growth are calculated: The deployed configuration mix underlies the xx.xx/xx.xx newer-cohort and xx.xx/xx.xx older-cohort proxy calculations; global and contractual attribution remain modeled. ([gao.gov](https://www.gao.gov/assets/gao-xx.xx-xx.xx.pdf))
- Evidence informing forecast-year allocation inputs; displayed values and growth are calculated: The deployed configuration mix underlies the xx.xx/xx.xx newer-cohort and xx.xx/xx.xx older-cohort proxy calculations; global and contractual attribution remain modeled. ([gao.gov](https://www.gao.gov/assets/gao-xx.xx-xx.xx.pdf))
- Evidence informing base-year allocation inputs; displayed values and growth are calculated: The assessment records xx.xx checkpoint systems deployed by September 2023 against an eventual xx.xx-system program. This supports an incomplete replacement cycle and qualifies any assumption of universal CT adoption.
- Evidence informing forecast-year allocation inputs; displayed values and growth are calculated: The assessment records xx.xx checkpoint systems deployed by September 2023 against an eventual xx.xx-system program. This supports an incomplete replacement cycle and qualifies any assumption of universal CT adoption.
- Evidence informing base-year allocation inputs; displayed values and growth are calculated: Reports a September 2023 U.S. CT cohort containing xx.xx AT/CT and xx.xx base systems, providing counterevidence to assigning all CT activity automatically to integrated lanes.
- Evidence informing forecast-year allocation inputs; displayed values and growth are calculated: Reports a September 2023 U.S. CT cohort containing xx.xx AT/CT and xx.xx base systems, providing counterevidence to assigning all CT activity automatically to integrated lanes.
- Evidence informing base-year allocation inputs; displayed values and growth are calculated: Reports xx.xx mid-size and xx.xx full-size systems within xx.xx deployed CT systems; supports differentiated configuration assumptions rather than treating technology adoption as an integration-share observation.
- Evidence informing forecast-year allocation inputs; displayed values and growth are calculated: Reports xx.xx mid-size and xx.xx full-size systems within xx.xx deployed CT systems; supports differentiated configuration assumptions rather than treating technology adoption as an integration-share observation.
- Evidence informing base-year allocation inputs; displayed values and growth are calculated: The 2024 assessment records xx.xx checkpoint deployments as of September 2023 against xx.xx planned systems replacing aging equipment. It supports staged renewal, but does not establish current deployment completion or the modeled 2032 share.
- Evidence informing forecast-year allocation inputs; displayed values and growth are calculated: The 2024 assessment records xx.xx checkpoint deployments as of September 2023 against xx.xx planned systems replacing aging equipment. It supports staged renewal, but does not establish current deployment completion or the modeled 2032 share.
- Evidence informing forecast-year allocation inputs; displayed values and growth are calculated: The program separately anticipates enhancements to fielded systems, supporting a retained-equipment commercial pathway without supplying an attributable upgrade-revenue split.

3. Global Airport Passenger Traffic Reaches Record 9.8 Billion in 2025, Airports Council International World reports

   · Evidence informing the 2026 market-value input; displayed series and growth include calculations: Reports cooling passenger-growth momentum in 2026, supporting moderation of traffic-driven equipment expansion despite continuing replacement demand.
   ([aci.aero](https://aci.aero/2026/xx.xx/xx.xx/global-airport-passenger-traffic-reaches-record-xx.xx-xx.xx-billion-in-2025-airports-council-international-world-reports/))

4. Smiths Group PLC - Full Year Results for the 12 Months Ended 31 July 2025

- Evidence informing the 2024 market-value input; displayed series and growth include calculations: Discloses aviation original-equipment revenue of xx.xx and aftermarket revenue of xx.xx for FY2024; supplies historical cycle proxies. ([www-live.smiths.com](https://www-live.smiths.com/media/snqpxwkd/smiths-group-plc-annual-results-2025-press-release.pdf))
- Evidence informing the 2027 market-value input; displayed series and growth include calculations: Reports approximately xx.xx cumulative CTiX sales and continuing aviation upgrade demand; supports replacement activity, not an observed global forecast. ([www-live.smiths.com](https://www-live.smiths.com/media/snqpxwkd/smiths-group-plc-annual-results-2025-press-release.pdf))
- Evidence informing base-year allocation inputs; displayed values and growth are calculated: FY2025 aviation original-equipment revenue of GBP xx.xx provides an independent equipment-activity scale check, not a global category share. ([www-live.smiths.com](https://www-live.smiths.com/media/snqpxwkd/smiths-group-plc-annual-results-2025-press-release.pdf))
- Evidence informing forecast-year allocation inputs; displayed values and growth are calculated: FY2025 aviation original-equipment revenue of GBP xx.xx provides an independent equipment-activity scale check, not a global category share. ([www-live.smiths.com](https://www-live.smiths.com/media/snqpxwkd/smiths-group-plc-annual-results-2025-press-release.pdf))
- Evidence informing base-year allocation inputs; displayed values and growth are calculated: Approximately xx.xx cumulative CTiX sales corroborate commercial imaging activity and replacement demand; they do not measure annual global sales. ([www-live.smiths.com](https://www-live.smiths.com/media/snqpxwkd/smiths-group-plc-annual-results-2025-press-release.pdf))
- Evidence informing forecast-year allocation inputs; displayed values and growth are calculated: Approximately xx.xx cumulative CTiX sales corroborate commercial imaging activity and replacement demand; they do not measure annual global sales. ([www-live.smiths.com](https://www-live.smiths.com/media/snqpxwkd/smiths-group-plc-annual-results-2025-press-release.pdf))
- Evidence informing base-year allocation inputs; displayed values and growth are calculated: GBP xx.xx aviation aftermarket revenue supports lifecycle materiality while qualifying transfer of one supplier's mix to the global service allocation. ([www-live.smiths.com](https://www-live.smiths.com/media/snqpxwkd/smiths-group-plc-annual-results-2025-press-release.pdf))
- Evidence informing forecast-year allocation inputs; displayed values and growth are calculated: GBP xx.xx aviation aftermarket revenue supports lifecycle materiality while qualifying transfer of one supplier's mix to the global service allocation. ([www-live.smiths.com](https://www-live.smiths.com/media/snqpxwkd/smiths-group-plc-annual-results-2025-press-release.pdf))
- Evidence informing base-year allocation inputs; displayed values and growth are calculated: Reports approximately xx.xx cumulative CTiX sales and continuing aviation upgrade demand; cumulative sales constrain commercial scale but are not annual global shipments. ([www-live.smiths.com](https://www-live.smiths.com/media/snqpxwkd/smiths-group-plc-annual-results-2025-press-release.pdf))
- Evidence informing forecast-year allocation inputs; displayed values and growth are calculated: Reports approximately xx.xx cumulative CTiX sales and continuing aviation upgrade demand; cumulative sales constrain commercial scale but are not annual global shipments. ([www-live.smiths.com](https://www-live.smiths.com/media/snqpxwkd/smiths-group-plc-annual-results-2025-press-release.pdf))
- Evidence informing base-year allocation inputs; displayed values and growth are calculated: Reports four operating XDi units as of July 2025 and pending regulatory certification, constraining the small XRD cohort and qualifying aggressive commercialization assumptions.
- Evidence informing forecast-year allocation inputs; displayed values and growth are calculated: Reports four operating XDi units as of July 2025 and pending regulatory certification, constraining the small XRD cohort and qualifying aggressive commercialization assumptions.
- Evidence informing forecast-year allocation inputs; displayed values and growth are calculated: Reported checkpoint modernization provides a commercial reason to model substitution from discrete legacy offerings; the filing does not disclose standalone configuration revenue.
- Evidence informing forecast-year allocation inputs; displayed values and growth are calculated: FY2025

5. Smiths Group PLC - Annual Report & Accounts FY2023
   - Evidence informing the 2022 market-value input; displayed series and growth include calculations: Reports FY2022 aviation original-equipment revenue of xx.xx, used as a dimensionless historical capital-cycle proxy. ([www-live.smiths.com](https://www-live.smiths.com/media/phjp1j44/smiths-annual-report-2023.pdf))
   - Evidence informing the 2023 market-value input; displayed series and growth include calculations: Reports FY2023 aviation original-equipment revenue of xx.xx and aftermarket revenue of xx.xx; supports the modeled recovery direction. ([www-live.smiths.com](https://www-live.smiths.com/media/phjp1j44/smiths-annual-report-2023.pdf))
6. Smiths Group PLC - Annual Report FY2022
   - Evidence informing the 2021 market-value input; displayed series and growth include calculations: Reports FY2021 aviation revenue of xx.xx, providing a historical purchasing-cycle reference rather than a global observation. ([www-live.smiths.com](https://www-live.smiths.com/media/xjvdpblr/smiths-annual-report-2022-report.pdf))
   - Evidence informing the 2022 market-value input; displayed series and growth include calculations: Reports FY2022 aviation revenue of xx.xx and continued weakness in aviation original equipment; supports a delayed capital-spending trough. ([www-live.smiths.com](https://www-live.smiths.com/media/xjvdpblr/smiths-annual-report-2022-report.pdf))
7. Smiths Group PLC - Annual Results for the Year Ended 31 July 2019
   - Evidence informing the 2018 market-value input; displayed series and growth include calculations: Reports FY2018 aviation revenue of xx.xx, supplying the historical comparison underlying the backcast. ([smiths.com](https://www.smiths.com/media/u4wla1bw/smiths-group-plc-annual-results-2019-press-release.pdf))
   - Evidence informing the 2019 market-value input; displayed series and growth include calculations: Reports FY2019 aviation revenue of xx.xx and customer delivery deferrals, qualifying a traffic-only growth model. ([smiths.com](https://www.smiths.com/media/u4wla1bw/smiths-group-plc-annual-results-2019-press-release.pdf))
   - Evidence informing the 2020 market-value input; displayed series and growth include calculations: Identifies deliveries deferred into FY2020; supports the possibility of backlog-supported spending despite a contemporaneous traffic shock, not the exact modeled growth rate. ([smiths.com](https://www.smiths.com/media/u4wla1bw/smiths-group-plc-annual-results-2019-press-release.pdf))
8. ACI World - The High-Wire Balancing Act: Global Air Transport Demand in 2018 and 2019
   - Evidence informing the 2017 market-value input; displayed series and growth include calculations: Reports xx.xx airport passengers and xx.xx% growth in 2018; the growth observation informs the 2017 backcast bridge. ([blog.aci.aero](https://blog.aci.aero/airport-economics/the-high-wire-balancing-act-global-air-transport-demand-in-2018-and-2019/))
   - Evidence informing the 2018 market-value input; displayed series and growth include calculations: Provides the observed 2018 traffic-growth reference, not an equipment-market growth observation. ([blog.aci.aero](https://blog.aci.aero/airport-economics/the-high-wire-balancing-act-global-air-transport-demand-in-2018-and-2019/))
9. ICAO A42-WP/556 - State of the Industry and Outlook for Airport Traffic, Presented by ACI
   - Evidence informing the 2020 market-value input; displayed series and growth include calculations: Records the collapse from xx.xx airport passengers in 2019 to xx.xx in 2020; constrains the shock and funding-risk interpretation. ([icao.int](https://www.icao.int/sites/default/files/Meetings/a42/Documents/WP/wp_556_en.pdf))
   - Evidence informing the 2021 market-value input; displayed series and growth include calculations: Reports xx.xx airport passengers in 2021, supporting a prolonged funding and activity shock. ([icao.int](https://www.icao.int/sites/default/files/Meetings/a42/Documents/WP/wp_556_en.pdf))
   - Evidence informing the 2023 market-value input; displayed series and growth include calculations: Reports xx.xx airport passengers in 2023; traffic recovery is distinguished from equipment purchasing. ([icao.int](https://www.icao.int/sites/default/files/Meetings/a42/Documents/WP/wp_556_en.pdf))
   - Evidence informing the 2024 market-value input; displayed series and growth include calculations: Reports xx.xx airport passengers in 2024, providing a demand recovery cross-check. ([icao.int](https://www.icao.int/sites/default/files/Meetings/a42/Documents/WP/wp_556_en.pdf))

10. Port of Seattle - Baggage Handling System Optimization

- Evidence informing the 2029 market-value input; displayed series and growth include calculations: Seattle plans to consolidate six baggage-screening systems, increase supported passenger capacity, and reduce screening-machine demand. Supports integration spending without one-for-one detector growth. ([portseattle.org](https://www.portseattle.org/projects/baggage-handling-system-optimization))
- Evidence informing the 2032 market-value input; displayed series and growth include calculations: The consolidation example constrains equipment-volume assumptions; its whole baggage-handling project value is excluded from market sizing. ([portseattle.org](https://www.portseattle.org/projects/baggage-handling-system-optimization))
- Evidence informing the 2040 market-value input; displayed series and growth include calculations: Provides a commercial counterexample to extrapolating passenger growth directly into machine counts throughout the long-range forecast. ([portseattle.org](https://www.portseattle.org/projects/baggage-handling-system-optimization))
- Evidence informing forecast-year allocation inputs; displayed values and growth are calculated: Consolidation of six systems with reduced machine demand qualifies a traffic-to-detector-volume forecast. ([portseattle.org](https://www.portseattle.org/projects/baggage-handling-system-optimization))
- Evidence informing forecast-year allocation inputs; displayed values and growth are calculated: The consolidation project supports integration-driven conveyor demand, but its whole-project value is excluded. ([portseattle.org](https://www.portseattle.org/projects/baggage-handling-system-optimization))
- Evidence informing forecast-year allocation inputs; displayed values and growth are calculated: Brownfield consolidation supports the integration-demand premise, not the forecast's exact service growth factor. ([portseattle.org](https://www.portseattle.org/projects/baggage-handling-system-optimization))
- Evidence informing forecast-year allocation inputs; displayed values and growth are calculated: The airport replaces six separate screening systems with centralized screening and expects reduced screening-machine demand while expanding capacity. This supplies a counterforce to volume-only checked-baggage forecasting.
- Evidence informing base-year allocation inputs; displayed values and growth are calculated: Seattle is consolidating six screening systems, expects reduced screening-machine demand and schedules final-phase completion in 2029. Supports integration demand while constraining detector-volume growth; the whole-project budget is excluded.
- Evidence informing forecast-year allocation inputs; displayed values and growth are calculated: Seattle is consolidating six screening systems, expects reduced screening-machine demand and schedules final-phase completion in 2029. Supports integration demand while constraining detector-volume growth; the whole-project budget is excluded.
- Evidence informing forecast-year allocation inputs; displayed values and growth are calculated: Seattle's project combines increased screening capacity with consolidation from six screening systems and reduced screening-machine demand. This constrains the forecast assumption that capacity growth requires proportional equipment additions.
- Evidence informing forecast-year allocation inputs; displayed values and growth are calculated: Replacement and capacity objectives coexist within the project. Its wider baggage-handling budget is not treated as screening-equipment revenue or assigned additively to multiple purposes.

11. Smiths Group PLC - Half Year Results for the Six Months Ended 31 January 2026

- Evidence informing the 2026 market-value input; displayed series and growth include calculations: Reports xx.xx% organic growth for Smiths Detection in HY2026, with aviation checkpoint upgrades contributing. Supports a positive 2026 nowcast, not a directly observed global growth rate. ([www-live.smiths.com](https://www-live.smiths.com/media/villk35h/smiths-hy26-results-press-release.pdf))

12. ACI EUROPE - 2025 all about traffic resilience as Europe’s airports welcomed an additional 100 million passengers

- Evidence informing base-year allocation inputs; displayed values and growth are calculated: Published Russian weakness constrains, rather than validates, its working scale.
- Evidence informing forecast-year allocation inputs; displayed values and growth are calculated: Published Russian weakness constrains, rather than validates, its working scale.

13. CATSA 2025 Annual Report - Notes to the Financial Statements

- Evidence informing base-year allocation inputs; displayed values and growth are calculated: FY2024/xx.xx accounts disclose C$xx.xx maintenance/spares and C$xx.xx training/certification, supporting the service-budget calibration but not global baggage-only shares. ([catsa-acsta.gc.ca](https://www.catsa-acsta.gc.ca/en/publications/2025-annual-report/notes-financial-statements))
- Evidence informing forecast-year allocation inputs; displayed values and growth are calculated: FY2024/xx.xx accounts disclose C$xx.xx maintenance/spares and C$xx.xx training/certification, supporting the service-budget calibration but not global baggage-only shares. ([catsa-acsta.gc.ca](https://www.catsa-acsta.gc.ca/en/publications/2025-annual-report/notes-financial-statements))
- Evidence informing base-year allocation inputs; displayed values and growth are calculated: Maintenance and spare parts are combined in the accounts; the labor-versus-goods split therefore remains modeled. ([catsa-acsta.gc.ca](https://www.catsa-acsta.gc.ca/en/publications/2025-annual-report/notes-financial-statements))
- Evidence informing forecast-year allocation inputs; displayed values and growth are calculated: Maintenance and spare parts are combined in the accounts; the labor-versus-goods split therefore remains modeled. ([catsa-acsta.gc.ca](https://www.catsa-acsta.gc.ca/en/publications/2025-annual-report/notes-financial-statements))
- Evidence informing base-year allocation inputs; displayed values and growth are calculated: The C$xx.xx training/certification expense supplies the numerator of the adjusted training-to-capital proxy. ([catsa-acsta.gc.ca](https://www.catsa-acsta.gc.ca/en/publications/2025-annual-report/notes-financial-statements))
- Evidence informing forecast-year allocation inputs; displayed values and growth are calculated: The C$xx.xx training/certification expense supplies the numerator of the adjusted training-to-capital proxy. ([catsa-acsta.gc.ca](https://www.catsa-acsta.gc.ca/en/publications/2025-annual-report/notes-financial-statements))
- Evidence informing base-year allocation inputs; displayed values and growth are calculated: C$xx.xx trace/consumables is distinct from maintenance/spares and supplies the contrary consumables-intensity comparator, not a global observation. ([catsa-acsta.gc.ca](https://www.catsa-acsta.gc.ca/en/publications/2025-annual-report/notes-financial-statements))
- Evidence informing forecast-year allocation inputs; displayed values and growth are calculated: C$xx.xx trace/consumables is distinct from maintenance/spares and supplies the contrary consumables-intensity comparator, not a global observation. ([catsa-acsta.gc.ca](https://www.catsa-acsta.gc.ca/en/publications/2025-annual-report/notes-financial-statements))
- Evidence informing base-year allocation inputs; displayed values and growth are calculated: Separately reports C$xx.xx maintenance/spares, C$xx.xx trace/consumables and C$xx.xx training/certification, constraining attributable agency lifecycle expenditure.
- Evidence informing base-year allocation inputs; displayed values and growth are calculated: Separates screening-contractor payments from equipment support, preventing staffing expenditure from becoming equipment-market purchasing.
- Evidence informing forecast-year allocation inputs; displayed values and growth are calculated: Separately reports C$xx.xx maintenance/spares, C$xx.xx trace/consumables and C$xx.xx training/certification, constraining attributable agency lifecycle expenditure.
- Evidence informing forecast-year allocation inputs; displayed values and growth are calculated: Separates screening-contractor payments from equipment support, preventing staffing expenditure from becoming equipment-market purchasing.
- Evidence informing base-year allocation inputs; displayed values and growth are calculated: Audited expense disclosure reports C$xx.xx for maintenance and spare parts in the year ended March xx.xx 2025. It constrains support-spending materiality, not the amount attributable to an independent provider. ([catsa-acsta.gc.ca](https://www.catsa-acsta.gc.ca/en/publications/2025-annual-report/notes-financial-statements))

14. CATSA 2025 Annual Report - Management's Discussion and Analysis

- Evidence informing base-year allocation inputs; displayed values and growth are calculated: EDS capital expenditure of C$xx.xx includes equipment and installation/integration and supplies the training-calibration denominator, subject to baggage attribution. ([catsa-acsta.gc.ca](https://www.catsa-acsta.gc.ca/en/publications/2025-annual-report/management-discussion-and-analysis))
- Evidence informing forecast-year allocation inputs; displayed values and growth are calculated: EDS capital expenditure of C$xx.xx includes equipment and installation/integration and supplies the training-calibration denominator, subject to baggage attribution. ([catsa-acsta.gc.ca](https://www.catsa-acsta.gc.ca/en/publications/2025-annual-report/management-discussion-and-analysis))
- Evidence informing base-year allocation inputs; displayed values and growth are calculated: The capital definition includes associated installation and integration, supporting the distinction between deployment services and equipment value. ([catsa-acsta.gc.ca](https://www.catsa-acsta.gc.ca/en/publications/2025-annual-report/management-discussion-and-analysis))
- Evidence informing forecast-year allocation inputs; displayed values and growth are calculated: The capital definition includes associated installation and integration, supporting the distinction between deployment services and equipment value. ([catsa-acsta.gc.ca](https://www.catsa-acsta.gc.ca/en/publications/2025-annual-report/management-discussion-and-analysis))
- Evidence informing forecast-year allocation inputs; displayed values and growth are calculated: Actual spending, original budget and reprofile amounts constrain the forecast's purchasing-execution interpretation; they are not a global growth rate. ([catsa-acsta.gc.ca](https://www.catsa-acsta.gc.ca/en/publications/2025-annual-report/management-discussion-and-analysis))
- Evidence informing base-year allocation inputs; displayed values and growth are calculated: FY2024/xx.xx pre-board capital appropriations used were C$xx.xx. This supplies the Canadian purchasing comparison and a component of the non-passenger-to-cabin activity proxy, not a global share.
- Evidence informing forecast-year allocation inputs; displayed values and growth are calculated: FY2024/xx.xx pre-board capital appropriations used were C$xx.xx. This supplies the Canadian purchasing comparison and a component of the non-passenger-to-cabin activity proxy, not a global share.
- Evidence informing base-year allocation inputs; displayed values and growth are calculated: FY2024/xx.xx hold-baggage capital appropriations used were C$xx.xx; this constrains the independent application-capital comparison.
- Evidence informing base-year allocation inputs; displayed values and growth are calculated: FY2024/xx.xx non-passenger capital appropriations used were C$xx.xx, below the original C$xx.xx budget. Actual purchasing informs the proxy and qualifies automatic announcement-to-revenue conversion.
- Evidence informing forecast-year allocation inputs; displayed values and growth are calculated: FY2024/xx.xx non-passenger capital appropriations used were C$xx.xx, below the original C$xx.xx budget. Actual purchasing informs the proxy and qualifies automatic announcement-to-revenue conversion.
- Evidence informing base-year allocation inputs; displayed values and growth are calculated: Reports C$xx.xx EDS capital expenditure for FY2024/xx.xx and identifies both baggage equipment and full-body scanners in the capital scope, requiring a baggage-attribution adjustment.
- Evidence informing forecast-year allocation inputs; displayed values and growth are calculated: Reports C$xx.xx EDS capital expenditure for FY2024/xx.xx and identifies both baggage equipment and full-body scanners in the capital scope, requiring a baggage-attribution adjustment.
- Evidence informing forecast-year allocation inputs; displayed values and growth are calculated: EDS outturn was C$xx.xx versus an original C$xx.xx plan and revised C$xx.xx budget. Reprofiling constrains assumed award conversion and deployment timing; it does not measure procurement-channel mix. ([catsa-acsta.gc.ca](https://www.catsa-acsta.gc.ca/en/publications/2025-annual-report/management-discussion-and-analysis))
- Evidence informing base-year allocation inputs; displayed values and growth are calculated: The actual capital-project list identifies hold-baggage capacity expansion at Montréal-Trudeau, supporting the expansion classification, not its modeled global revenue weight.
- Evidence informing forecast-year allocation inputs; displayed values and growth are calculated: The actual capital-project list identifies hold-baggage capacity expansion at Montréal-Trudeau, supporting the expansion classification, not its modeled global revenue weight.
- Evidence informing base-year allocation inputs; displayed values and growth are calculated: The actual project list includes checkpoint CT deployment and hold-baggage oversize-equipment lifecycle management, supporting renewal activity without disclosing its purpose-specific spending.
- Evidence informing forecast-year allocation inputs; displayed values and growth are calculated: The actual project list includes checkpoint CT deployment and hold-baggage oversize-equipment lifecycle management,

15. Aviation security screening approved equipment list
    - Evidence informing base-year allocation inputs; displayed values and growth are calculated: Baggage EDS/EDSCB and conventional X-ray classes support the inspection-system boundary, not sales weights. ([gov.uk](https://www.gov.uk/government/collections/aviation-security-screening-approved-equipment-list))
    - Evidence informing forecast-year allocation inputs; displayed values and growth are calculated: Baggage EDS/EDSCB and conventional X-ray classes support the inspection-system boundary, not sales weights. ([gov.uk](https://www.gov.uk/government/collections/aviation-security-screening-approved-equipment-list))
    - Evidence informing base-year allocation inputs; displayed values and growth are calculated: Liquid detectors are a distinct cabin-baggage category; the complete bulk-material extension remains modeled within the captured boundary. ([gov.uk](https://www.gov.uk/government/collections/aviation-security-screening-approved-equipment-list))
    - Evidence informing forecast-year allocation inputs; displayed values and growth are calculated: Liquid detectors are a distinct cabin-baggage category; the complete bulk-material extension remains modeled within the captured boundary. ([gov.uk](https://www.gov.uk/government/collections/aviation-security-screening-approved-equipment-list))
    - Evidence informing base-year allocation inputs; displayed values and growth are calculated: ETD serves baggage and other applications, requiring explicit baggage attribution rather than allocating all detector sales here. ([gov.uk](https://www.gov.uk/government/collections/aviation-security-screening-approved-equipment-list))
    - Evidence informing forecast-year allocation inputs; displayed values and growth are calculated: ETD serves baggage and other applications, requiring explicit baggage attribution rather than allocating all detector sales here. ([gov.uk](https://www.gov.uk/government/collections/aviation-security-screening-approved-equipment-list))
    - Evidence informing base-year allocation inputs; displayed values and growth are calculated: Dedicated ETD consumables are separately recognized, supporting goods classification without establishing spending or unrestricted interchangeability. ([gov.uk](https://www.gov.uk/government/collections/aviation-security-screening-approved-equipment-list))
    - Evidence informing forecast-year allocation inputs; displayed values and growth are calculated: Dedicated ETD consumables are separately recognized, supporting goods classification without establishing spending or unrestricted interchangeability. ([gov.uk](https://www.gov.uk/government/collections/aviation-security-screening-approved-equipment-list))
16. Quantifying the Impacts of Delayed Maintenance of Airport Assets: A Guide - Chapter 6, Baggage Handling Systems
    - Evidence informing base-year allocation inputs; displayed values and growth are calculated: The baggage-handling cost study uses a modeled xx.xx% labor share, adopted only as an adjacent support-cost proxy. ([nationalacademies.org](https://www.nationalacademies.org/read/xx.xx/chapter/xx.xx))
    - Evidence informing forecast-year allocation inputs; displayed values and growth are calculated: The baggage-handling cost study uses a modeled xx.xx% labor share, adopted only as an adjacent support-cost proxy. ([nationalacademies.org](https://www.nationalacademies.org/read/xx.xx/chapter/xx.xx))
    - Evidence informing base-year allocation inputs; displayed values and growth are calculated: Its corresponding modeled xx.xx% parts share calibrates the labor/goods separation; it is not an observed screening-equipment ratio. ([nationalacademies.org](https://www.nationalacademies.org/read/xx.xx/chapter/xx.xx))
    - Evidence informing forecast-year allocation inputs; displayed values and growth are calculated: Its corresponding modeled xx.xx% parts share calibrates the labor/goods separation; it is not an observed screening-equipment ratio. ([nationalacademies.org](https://www.nationalacademies.org/read/xx.xx/chapter/xx.xx))

17. Procurement of Next Generation Security Checkpoint Equipment - Contract Award Notice

- Evidence informing base-year allocation inputs; displayed values and growth are calculated: The seven-system award includes automated tray return, demonstrating bundled purchasing but no separately priced hardware allocation. ([sell2wales.gov.wales](https://www.sell2wales.gov.wales/search/show/search_view.aspx?ID=NOV417275))
- Evidence informing forecast-year allocation inputs; displayed values and growth are calculated: The seven-system award includes automated tray return, demonstrating bundled purchasing but no separately priced hardware allocation. ([sell2wales.gov.wales](https://www.sell2wales.gov.wales/search/show/search_view.aspx?ID=NOV417275))
- Evidence informing base-year allocation inputs; displayed values and growth are calculated: The integrated CT/tray-return scope constrains the automation interface boundary; it does not value general airport conveyors. ([sell2wales.gov.wales](https://www.sell2wales.gov.wales/search/show/search_view.aspx?ID=NOV417275))
- Evidence informing forecast-year allocation inputs; displayed values and growth are calculated: The integrated CT/tray-return scope constrains the automation interface boundary; it does not value general airport conveyors. ([sell2wales.gov.wales](https://www.sell2wales.gov.wales/search/show/search_view.aspx?ID=NOV417275))
- Evidence informing base-year allocation inputs; displayed values and growth are calculated: Central image processing is an explicit purchased function, without a separately disclosed license price. ([sell2wales.gov.wales](https://www.sell2wales.gov.wales/search/show/search_view.aspx?ID=NOV417275))
- Evidence informing forecast-year allocation inputs; displayed values and growth are calculated: Central image processing is an explicit purchased function, without a separately disclosed license price. ([sell2wales.gov.wales](https://www.sell2wales.gov.wales/search/show/search_view.aspx?ID=NOV417275))
- Evidence informing base-year allocation inputs; displayed values and growth are calculated: Supply, installation and commissioning are included deliverables, supporting deployment-service attribution without establishing its percentage. ([sell2wales.gov.wales](https://www.sell2wales.gov.wales/search/show/search_view.aspx?ID=NOV417275))
- Evidence informing forecast-year allocation inputs; displayed values and growth are calculated: Supply, installation and commissioning are included deliverables, supporting deployment-service attribution without establishing its percentage. ([sell2wales.gov.wales](https://www.sell2wales.gov.wales/search/show/search_view.aspx?ID=NOV417275))
- Evidence informing base-year allocation inputs; displayed values and growth are calculated: The October xx.xx 2022 award covers seven systems combining cabin CT, tray return, image processing and deployment responsibilities. It supports integrated purchased scope, not completed delivery or a global sales weight.
- Evidence informing forecast-year allocation inputs; displayed values and growth are calculated: The October xx.xx 2022 award covers seven systems combining cabin CT, tray return, image processing and deployment responsibilities. It supports integrated purchased scope, not completed delivery or a global sales weight.
- Evidence informing base-year allocation inputs; displayed values and growth are calculated: The integrated Newcastle procurement reports a GBP xx.xx-xx.xx offer range but no physical review-room location; its value cannot be assigned automatically to local review. ([sell2wales.gov.wales](https://www.sell2wales.gov.wales/search/show/search_view.aspx?ID=NOV417275))
- Evidence informing forecast-year allocation inputs; displayed values and growth are calculated: The integrated Newcastle procurement reports a GBP xx.xx-xx.xx offer range but no physical review-room location; its value cannot be assigned automatically to local review. ([sell2wales.gov.wales](https://www.sell2wales.gov.wales/search/show/search_view.aspx?ID=NOV417275))
- Evidence informing base-year allocation inputs; displayed values and growth are calculated: Central image processing is included, but a separate on-site room is not specified; constrains classification rather than supplying a remote-review sales weight. ([sell2wales.gov.wales](https://www.sell2wales.gov.wales/search/show/search_view.aspx?ID=NOV417275))
- Evidence informing forecast-year allocation inputs; displayed values and growth are calculated: Central image processing is included, but a separate on-site room is not specified; constrains classification rather than supplying a remote-review sales weight. ([sell2wales.gov.wales](https://www.sell2wales.gov.wales/search/show/search_view.aspx?ID=NOV417275))
- Evidence informing base-year allocation inputs; displayed values and growth are calculated: The bundled award does not identify a mixed-location package or its attributable price, preventing automatic hybrid classification. ([sell2wales.gov.wales](https://www.sell2wales.gov.wales/search/show/search_view.aspx?ID=NOV417275))
- Evidence informing forecast-year allocation inputs; displayed values and growth are calculated: The bundled award does not identify a mixed-location package or its attributable price, preventing automatic hybrid classification.

18. AI for Monitoring Aviation Security: Fraport and German Federal Police Start Regular Operation of APIDS
    - Evidence informing forecast-year allocation inputs; displayed values and growth are calculated: January xx.xx 2026 APIDS deployment demonstrates additional software adoption, without establishing separate revenue. ([fraport.com](https://www.fraport.com/en/newsroom/press-releases/2026/q1/ai-for-monitoring-aviation-security.html))
    - Evidence informing forecast-year allocation inputs; displayed values and growth are calculated: Deployment on more than xx.xx CT scanners is the independent quantitative rollout test; it does not validate the modeled license-growth factor. ([fraport.com](https://www.fraport.com/en/newsroom/press-releases/2026/q1/ai-for-monitoring-aviation-security.html))
    - Evidence informing forecast-year allocation inputs; displayed values and growth are calculated: On January xx.xx 2026, Fraport announced regular APIDS software operation on more than xx.xx existing Smiths CT scanners. This independently supports retained-system enhancement at one buyer, not global penetration or realized license revenue.
19. Smiths Detection - Digital Innovation
    - Evidence informing base-year allocation inputs; displayed values and growth are calculated: The supplier identifies detection applications as a commercial function; separate fee allocation remains assumed. ([smithsdetection.com](https://www.smithsdetection.com/digital-innovation/))
    - Evidence informing forecast-year allocation inputs; displayed values and growth are calculated: The supplier identifies detection applications as a commercial function; separate fee allocation remains assumed. ([smithsdetection.com](https://www.smithsdetection.com/digital-innovation/))
    - Evidence informing base-year allocation inputs; displayed values and growth are calculated: Centralized screening supports the image-review function, not an observed software revenue weight. ([smithsdetection.com](https://www.smithsdetection.com/digital-innovation/))
    - Evidence informing forecast-year allocation inputs; displayed values and growth are calculated: Centralized screening supports the image-review function, not an observed software revenue weight. ([smithsdetection.com](https://www.smithsdetection.com/digital-innovation/))
    - Evidence informing base-year allocation inputs; displayed values and growth are calculated: Connectivity, multi-vendor integration and equipment-health applications establish the fleet-management function without proving customer-specific rights or prices. ([smithsdetection.com](https://www.smithsdetection.com/digital-innovation/))
    - Evidence informing forecast-year allocation inputs; displayed values and growth are calculated: Connectivity, multi-vendor integration and equipment-health applications establish the fleet-management function without proving customer-specific rights or prices. ([smithsdetection.com](https://www.smithsdetection.com/digital-innovation/))
    - Evidence informing base-year allocation inputs; displayed values and growth are calculated: ELECTORA is offered for integrating multi-vendor devices, datasets and applications; establishes the vendor-platform category but discloses no category revenue or customer-specific substitution entitlement. ([smithsdetection.com](https://www.smithsdetection.com/digital-innovation/))
    - Evidence informing forecast-year allocation inputs; displayed values and growth are calculated: ELECTORA is offered for integrating multi-vendor devices, datasets and applications; establishes the vendor-platform category but discloses no category revenue or customer-specific substitution entitlement. ([smithsdetection.com](https://www.smithsdetection.com/digital-innovation/))
20. UK Civil Aviation Authority - Threat Image Projection (TIP)
    - Evidence informing base-year allocation inputs; displayed values and growth are calculated: TIP library approval and renewal obligations support continuing software commitments, not the modeled global fee or share. ([caa.co.uk](https://www.caa.co.uk/commercial-industry/security/training-and-human-factors/threat-image-projection/))
    - Evidence informing forecast-year allocation inputs; displayed values and growth are calculated: TIP library approval and renewal obligations support continuing software commitments, not the modeled global fee or share. ([caa.co.uk](https://www.caa.co.uk/commercial-industry/security/training-and-human-factors/threat-image-projection/))

21. Smiths Detection - Service

- Evidence informing base-year allocation inputs; displayed values and growth are calculated: Inclusive capital-equipment support covers labor and parts, requiring a single-count economic allocation across services and goods. ([smithsdetection.com](https://www.smithsdetection.com/service/))
- Evidence informing forecast-year allocation inputs; displayed values and growth are calculated: Inclusive capital-equipment support covers labor and parts, requiring a single-count economic allocation across services and goods. ([smithsdetection.com](https://www.smithsdetection.com/service/))
- Evidence informing base-year allocation inputs; displayed values and growth are calculated: Equipment-specific training and certification are commercial offerings distinct from routine screening staffing. ([smithsdetection.com](https://www.smithsdetection.com/service/))
- Evidence informing forecast-year allocation inputs; displayed values and growth are calculated: Equipment-specific training and certification are commercial offerings distinct from routine screening staffing. ([smithsdetection.com](https://www.smithsdetection.com/service/))
- Evidence informing base-year allocation inputs; displayed values and growth are calculated: The parts-support offering and inclusive contracts corroborate the goods boundary, but not the assumed xx.xx% allocation. ([smithsdetection.com](https://www.smithsdetection.com/service/))
- Evidence informing forecast-year allocation inputs; displayed values and growth are calculated: The parts-support offering and inclusive contracts corroborate the goods boundary, but not the assumed xx.xx% allocation. ([smithsdetection.com](https://www.smithsdetection.com/service/))
- Evidence informing base-year allocation inputs; displayed values and growth are calculated: Describes inclusive labor-and-parts contracts and manufacturer support, supporting nonduplicative lifecycle attribution to projection equipment, not a verified xx.xx% fee. ([smithsdetection.com](https://www.smithsdetection.com/service/))
- Evidence informing forecast-year allocation inputs; displayed values and growth are calculated: Describes inclusive labor-and-parts contracts and manufacturer support, supporting nonduplicative lifecycle attribution to projection equipment, not a verified xx.xx% fee. ([smithsdetection.com](https://www.smithsdetection.com/service/))
- Evidence informing base-year allocation inputs; displayed values and growth are calculated: Supports the existence of manufacturer lifecycle offerings; broad service-footprint counts are not used as CT revenue weights.
- Evidence informing forecast-year allocation inputs; displayed values and growth are calculated: Supports the existence of manufacturer lifecycle offerings; broad service-footprint counts are not used as CT revenue weights.
- Evidence informing base-year allocation inputs; displayed values and growth are calculated: Supports commercial maintenance, refurbishment and parts offerings for portable equipment without establishing baggage-specific service receipts.
- Evidence informing forecast-year allocation inputs; displayed values and growth are calculated: Supports commercial maintenance, refurbishment and parts offerings for portable equipment without establishing baggage-specific service receipts.
- Evidence informing base-year allocation inputs; displayed values and growth are calculated: The manufacturer markets direct on-site support and inclusive capital-equipment labor-and-parts contracts. This supports a continuing manufacturer-service alternative, without measuring a pricing premium. ([smithsdetection.com](https://www.smithsdetection.com/service/))
- Evidence informing forecast-year allocation inputs; displayed values and growth are calculated: The manufacturer markets direct on-site support and inclusive capital-equipment labor-and-parts contracts. This supports a continuing manufacturer-service alternative, without measuring a pricing premium. ([smithsdetection.com](https://www.smithsdetection.com/service/))
- Evidence informing base-year allocation inputs; displayed values and growth are calculated: Manufacturer-provided bundled support is a commercial alternative to separate technical-service procurement, limiting assumptions of unrestricted third-party substitution. ([smithsdetection.com](https://www.smithsdetection.com/service/))
- Evidence informing forecast-year allocation inputs; displayed values and growth are calculated: Manufacturer-provided bundled support is a commercial alternative to separate technical-service procurement, limiting assumptions of unrestricted third-party substitution. ([smithsdetection.com](https://www.smithsdetection.com/service/))

22. Hold baggage screening upgrade, Dublin and Cork Airports, Ireland

- Evidence informing base-year allocation inputs; displayed values and growth are calculated: Separate professional-service appointments cover project controls, design oversight and interface management; the broader construction budget is not used as screening-service revenue. ([neccontract.com](https://www.neccontract.com/projects/hold-baggage-screening-upgrade-dublin-and-cork-airports-ireland))
- Evidence informing forecast-year allocation inputs; displayed values and growth are calculated: Separate professional-service appointments cover project controls, design oversight and interface management; the broader construction budget is not used as screening-service revenue. ([neccontract.com](https://www.neccontract.com/projects/hold-baggage-screening-upgrade-dublin-and-cork-airports-ireland))
- Evidence informing base-year allocation inputs; displayed values and growth are calculated: Describes three upgraded hold-baggage systems delivered through separate construction, baggage-integration and advisory appointments, completed in March 2023. Supports integrated-system attribution without assuming a universal single-prime model.
- Evidence informing forecast-year allocation inputs; displayed values and growth are calculated: Describes three upgraded hold-baggage systems delivered through separate construction, baggage-integration and advisory appointments, completed in March 2023. Supports integrated-system attribution without assuming a universal single-prime model.

23. Corporate Plan 2025-26 to 2029-30 Summary - Financial Overview
    - Evidence informing base-year allocation inputs; displayed values and growth are calculated: CATSA distinguishes major-checkpoint CT replacement from single-view-to-multiview replacement elsewhere, supporting application-specific projection demand and forecast assumptions. It also discloses capital funding subject to reprofile approval. ([catsa-acsta.gc.ca](https://www.catsa-acsta.gc.ca/en/publications/corporate-plan-2025-xx.xx-2029-xx.xx/financial-overview))
    - Evidence informing forecast-year allocation inputs; displayed values and growth are calculated: CATSA distinguishes major-checkpoint CT replacement from single-view-to-multiview replacement elsewhere, supporting application-specific projection demand and forecast assumptions. It also discloses capital funding subject to reprofile approval. ([catsa-acsta.gc.ca](https://www.catsa-acsta.gc.ca/en/publications/corporate-plan-2025-xx.xx-2029-xx.xx/financial-overview))
    - Evidence informing base-year allocation inputs; displayed values and growth are calculated: Identifies single-view equipment as a replacement population, supporting the modeled displacement mechanism rather than an observed global share.
    - Evidence informing forecast-year allocation inputs; displayed values and growth are calculated: Identifies single-view equipment as a replacement population, supporting the modeled displacement mechanism rather than an observed global share.
    - Evidence informing base-year allocation inputs; displayed values and growth are calculated: Multiview remains a planned purchasing destination at non-passenger checkpoints and Class xx.xx airports, qualifying universal CT substitution.
    - Evidence informing forecast-year allocation inputs; displayed values and growth are calculated: Multiview remains a planned purchasing destination at non-passenger checkpoints and Class xx.xx airports, qualifying universal CT substitution.
    - Evidence informing base-year allocation inputs; displayed values and growth are calculated: CT replacement is a stated major-checkpoint investment priority, subject to funding and delivery risks; this supports direction, not the modeled global share.
    - Evidence informing forecast-year allocation inputs; displayed values and growth are calculated: CT replacement is a stated major-checkpoint investment priority, subject to funding and delivery risks; this supports direction, not the modeled global share.
    - Evidence informing base-year allocation inputs; displayed values and growth are calculated: The plan includes additional screening equipment and expansion of existing hold-baggage screening capacity. Its FY2025/xx.xx capital budget is C$xx.xx across mixed activities; plans are not recognized supplier revenue.
    - Evidence informing forecast-year allocation inputs; displayed values and growth are calculated: The plan includes additional screening equipment and expansion of existing hold-baggage screening capacity. Its FY2025/xx.xx capital budget is C$xx.xx across mixed activities; plans are not recognized supplier revenue.
    - Evidence informing base-year allocation inputs; displayed values and growth are calculated: The plan distinguishes replacement of checkpoint X-ray equipment with CT and asset lifecycle renewal from additional capacity. Funding, partner timing and reprofiling qualify forecast realization.
    - Evidence informing forecast-year allocation inputs; displayed values and growth are calculated: The plan distinguishes replacement of checkpoint X-ray equipment with CT and asset lifecycle renewal from additional capacity. Funding, partner timing and reprofiling qualify forecast realization.
24. ECAC CEP Public Equipment List - Explosive Detection Systems, Update 18 April 2025
    - Evidence informing base-year allocation inputs; displayed values and growth are calculated: The April xx.xx 2025 list retains XRD xx.xx supporting the legacy commercial-category premise but not the assumed installed cohort or sales volume. ([ecac-ceac.org](https://www.ecac-ceac.org/images/activities/security/ECAC-CEP-EDS-equipment_public_list_update_20250418.pdf))
    - Evidence informing forecast-year allocation inputs; displayed values and growth are calculated: The April xx.xx 2025 list retains XRD xx.xx supporting the legacy commercial-category premise but not the assumed installed cohort or sales volume. ([ecac-ceac.org](https://www.ecac-ceac.org/images/activities/security/ECAC-CEP-EDS-equipment_public_list_update_20250418.pdf))

25. Partners - HALO X-ray Technologies Ltd

- Evidence informing base-year allocation inputs; displayed values and growth are calculated: Named airport pilots and approximately USD xx.xx and USD xx.xx development programs establish commercialization activity and program scale, not realized annual XRD equipment revenue. ([haloxray.com](https://www.haloxray.com/partners))
- Evidence informing forecast-year allocation inputs; displayed values and growth are calculated: Named airport pilots and approximately USD xx.xx and USD xx.xx development programs establish commercialization activity and program scale, not realized annual XRD equipment revenue. ([haloxray.com](https://www.haloxray.com/partners))

26. Explosives Trace Detectors (ETDs): Market Survey Report, November 2021

- Evidence informing base-year allocation inputs; displayed values and growth are calculated: Historical IONSCAN xx.xx list-price configurations around USD xx.xx-xx.xx constrain the IMS price class; they do not establish 2025 purchasing volumes or realizations. ([dhs.gov](https://dhs.gov/sites/default/files/2021-xx.xx/SAVER_Explosives%20Trace%20Detectors%20MSR_08Nov2021_Final-xx.xx.pdf))
- Evidence informing forecast-year allocation inputs; displayed values and growth are calculated: Historical IONSCAN xx.xx list-price configurations around USD xx.xx-xx.xx constrain the IMS price class; they do not establish 2025 purchasing volumes or realizations. ([dhs.gov](https://dhs.gov/sites/default/files/2021-xx.xx/SAVER_Explosives%20Trace%20Detectors%20MSR_08Nov2021_Final-xx.xx.pdf))
- Evidence informing base-year allocation inputs; displayed values and growth are calculated: The Fido X4 historical USD xx.xx list-price benchmark supports the explicit nominal-price bridge; baggage attribution and unit mix remain modeled.
- Evidence informing forecast-year allocation inputs; displayed values and growth are calculated: The Fido X4 historical USD xx.xx list-price benchmark supports the explicit nominal-price bridge; baggage attribution and unit mix remain modeled.

27. Astrotech Corporation - Form 10-K for the Fiscal Year Ended June 30, 2025

- Evidence informing base-year allocation inputs; displayed values and growth are calculated: Discloses FY2025 product and service revenue, xx.xx deployment locations, and a six-unit USD xx.xx order. These provide a price comparator and supplier-scale check, not baggage-only revenue. ([sec.gov](https://www.sec.gov/Archives/edgar/data/xx.xx/xx.xx/astc20250630_10k.htm))
- Evidence informing forecast-year allocation inputs; displayed values and growth are calculated: Discloses FY2025 product and service revenue, xx.xx deployment locations, and a six-unit USD xx.xx order. These provide a price comparator and supplier-scale check, not baggage-only revenue. ([sec.gov](https://www.sec.gov/Archives/edgar/data/xx.xx/xx.xx/astc20250630_10k.htm))

28. Astrotech Corporation - Form 10-K for the Fiscal Year Ended June 30, 2026

- Evidence informing base-year allocation inputs; displayed values and growth are calculated: Reports eight TRACER units sold in FY2025 versus three in FY2026, identifies grant-related revenue within FY2025 product revenue, and describes a potential subsidiary sale. These constrain MS attribution and forecast optimism. ([sec.gov](https://www.sec.gov/Archives/edgar/data/xx.xx/xx.xx/astc20260630_10k.htm))
- Evidence informing forecast-year allocation inputs; displayed values and growth are calculated: Reports eight TRACER units sold in FY2025 versus three in FY2026, identifies grant-related revenue within FY2025 product revenue, and describes a potential subsidiary sale. These constrain MS attribution and forecast optimism. ([sec.gov](https://www.sec.gov/Archives/edgar/data/xx.xx/xx.xx/astc20260630_10k.htm))

29. Liquid Explosive Detector, Bottle Liquid Scanner, Insight - Agilent

- Evidence informing base-year allocation inputs; displayed values and growth are calculated: Identifies Raman-based airport resolution products and dated September 2025 launch and May 2026 contract announcements. Supports category continuity and adoption premises, not global unit or revenue shares. ([agilent.com](https://www.agilent.com/en/product/molecular-spectroscopy/raman-spectroscopy/raman-aviation-security-systems/insight-series-alarm-resolution-systems))
- Evidence informing forecast-year allocation inputs; displayed values and growth are calculated: Identifies Raman-based airport resolution products and dated September 2025 launch and May 2026 contract announcements. Supports category continuity and adoption premises, not global unit or revenue shares. ([agilent.com](https://www.agilent.com/en/product/molecular-spectroscopy/raman-spectroscopy/raman-aviation-security-systems/insight-series-alarm-resolution-systems))

30. Bottle Liquid Scanner for Sale from China - Securina

· Evidence informing base-year allocation inputs; displayed values and growth are calculated: Positions microwave-based liquid-screening products for airports and customs. Supports commercial classification only; prices, authorization and purchasing weights remain assumptions. ([securinadetection.com](https://www.securinadetection.com/Bottle-Liquid-Scanner-Manufacturer-China.html))

· Evidence informing forecast-year allocation inputs; displayed values and growth are calculated: Positions microwave-based liquid-screening products for airports and customs. Supports commercial classification only; prices, authorization and purchasing weights remain assumptions. ([securinadetection.com](https://www.securinadetection.com/Bottle-Liquid-Scanner-Manufacturer-China.html))

31. Quick, Accurate Threat-Detection Scanner for Liquid, Aerosol, and Gels Eases and Secures Air Travel Worldwide

· Evidence informing base-year allocation inputs; displayed values and growth are calculated: Identifies LS10 as a complete commercial liquid scanner combining RF and ultrasonic capabilities, supporting nonduplicative complete-product attribution. ([battelle.org](https://www.battelle.org/insights/case-studies/case-study-details/quick-accurate-threat-detection-scanner-for-liquid-aerosol-and-gels-eases-and-secures-air-travel-worldwide))

· Evidence informing forecast-year allocation inputs; displayed values and growth are calculated: Identifies LS10 as a complete commercial liquid scanner combining RF and ultrasonic capabilities, supporting nonduplicative complete-product attribution. ([battelle.org](https://www.battelle.org/insights/case-studies/case-study-details/quick-accurate-threat-detection-scanner-for-liquid-aerosol-and-gels-eases-and-secures-air-travel-worldwide))

32. ECAC CEP Public Equipment List - Liquid Explosive Detection Systems, Update 10 July 2025

· Evidence informing base-year allocation inputs; displayed values and growth are calculated: The July xx.xx 2025 list includes One Resonance Sensors MobiLab BLS. This supports retained listed status for a named product, not active supply, paid installed stock or observed receipts. ([ecac-ceac.org](https://www.ecac-ceac.org/images/activities/security/ECAC-CEP-LEDS%20equipment%20public%20list-update%xx.xx-xx.xx-rev1.pdf))

· Evidence informing forecast-year allocation inputs; displayed values and growth are calculated: The July xx.xx 2025 list includes One Resonance Sensors MobiLab BLS. This supports retained listed status for a named product, not active supply, paid installed stock or observed receipts. ([ecac-ceac.org](https://www.ecac-ceac.org/images/activities/security/ECAC-CEP-LEDS%20equipment%20public%20list-update%xx.xx-xx.xx-rev1.pdf))

33. MobiLab BLS Bottled Liquid Scanner Endorsed By European Civil Aviation Conference

· Evidence informing base-year allocation inputs; displayed values and growth are calculated: The company's May xx.xx 2014 announcement identifies MobiLab BLS as an NMR-based airport liquid scanner and states that orders were being accepted. Establishes historical commercial offering, not 2025 deliveries. ([prnewswire.com](https://www.prnewswire.com/news-releases/mobilab-bls-bottled-liquid-scanner-endorsed-by-european-civil-aviation-conference-xx.xx.html))

· Evidence informing forecast-year allocation inputs; displayed values and growth are calculated: The company's May xx.xx 2014 announcement identifies MobiLab BLS as an NMR-based airport liquid scanner and states that orders were being accepted. Establishes historical commercial offering, not 2025 deliveries. ([prnewswire.com](https://www.prnewswire.com/news-releases/mobilab-bls-bottled-liquid-scanner-endorsed-by-european-civil-aviation-conference-xx.xx.html))

34. SafePointe BLS Powered by ORS - Bottled Liquid Explosives Detection Solution

    · Evidence informing base-year allocation inputs; displayed values and growth are calculated: The branded supplier brochure documents an ORS-powered bottled-liquid product channel. Its availability does not establish current orders or support continuity; it supports only the legacy-channel modeling premise. ([uploads-ssl.webflow.com](https://uploads-ssl.webflow.com/608330bcae48962bf6d7ff37/6149f80be6c30d34b5e3debe_BLS-Flyer-Compressed.pdf))

    · Evidence informing forecast-year allocation inputs; displayed values and growth are calculated: The branded supplier brochure documents an ORS-powered bottled-liquid product channel. Its availability does not establish current orders or support continuity; it supports only the legacy-channel modeling premise. ([uploads-ssl.webflow.com](https://uploads-ssl.webflow.com/608330bcae48962bf6d7ff37/6149f80be6c30d34b5e3debe_BLS-Flyer-Compressed.pdf))

35. Florida Division of Corporations - One Resonance Sensors, LLC, Entity Detail

    · Evidence informing base-year allocation inputs; displayed values and growth are calculated: The official registry records One Resonance Sensors, LLC as inactive following administrative dissolution on September xx.xx 2019. This counterevidence constrains continuity assumptions but does not prove zero surviving product support. ([search.sunbiz.org](https://search.sunbiz.org/Inquiry/CorporationSearch/SearchResultDetail?aggregateId=flal-l11000122986-c57f60b3-690d-4c87-836a-9aeb045075e8&directionType=CurrentList&inquirytype=EntityName&listNameOrder=ONERESONANCESENSORS+L110001229860&searchNameOrder=ONERESONANCESENSORS+L110001229860&searchTerm=ONE+RED+AMPERSAND+LLC))

    · Evidence informing forecast-year allocation inputs; displayed values and growth are calculated: The official registry records One Resonance Sensors, LLC as inactive following administrative dissolution on September xx.xx 2019. This counterevidence constrains continuity assumptions but does not prove zero surviving product support. ([search.sunbiz.org](https://search.sunbiz.org/Inquiry/CorporationSearch/SearchResultDetail?aggregateId=flal-l11000122986-c57f60b3-690d-4c87-836a-9aeb045075e8&directionType=CurrentList&inquirytype=EntityName&listNameOrder=ONERESONANCESENSORS+L110001229860&searchNameOrder=ONERESONANCESENSORS+L110001229860&searchTerm=ONE+RED+AMPERSAND+LLC))

36. Explosive Detection - Teledyne FLIR Defense

    · Evidence informing base-year allocation inputs; displayed values and growth are calculated: Lists offered Fido X-series products and service support, supporting commercial offering continuity only, not airport-specific eligibility or sales weights. ([flir.com](https://www.flir.com/threat-detection/explosives/))

    · Evidence informing forecast-year allocation inputs; displayed values and growth are calculated: Lists offered Fido X-series products and service support, supporting commercial offering continuity only, not airport-specific eligibility or sales weights. ([flir.com](https://www.flir.com/threat-detection/explosives/))

37. Scintrex Trace E3500 Explosive Trace Detection Unit - SecurityPro USA

    · Evidence informing base-year allocation inputs; displayed values and growth are calculated: The distributor offers E3500 chemiluminescence equipment and identifies customs/border applications. Supports a commercial category lead, not measured airport purchasing or the assumed price. ([securityprousa.com](https://www.securityprousa.com/collections/explosive-detection/products/scintrex-trace-e3500-explosive-trace-detection-unit))

    · Evidence informing forecast-year allocation inputs; displayed values and growth are calculated: The distributor offers E3500 chemiluminescence equipment and identifies customs/border applications. Supports a commercial category lead, not measured airport purchasing or the assumed price. ([securityprousa.com](https://www.securityprousa.com/collections/explosive-detection/products/scintrex-trace-e3500-explosive-trace-detection-unit))

38. Portable Explosive Detector - Trace Detector EVD-3000+

- Evidence informing base-year allocation inputs; displayed values and growth are calculated: The distributor offers EVD-xx.xx+ thermo-redox equipment. Supports offered-product classification, not airport authorization, purchasing volume or the modeled realization. ([securityprousa.com](https://www.securityprousa.com/products/scintrex-trace-evd-xx.xx-portable-trace-detection-unit))
- Evidence informing forecast-year allocation inputs; displayed values and growth are calculated: The distributor offers EVD-xx.xx+ thermo-redox equipment. Supports offered-product classification, not airport authorization, purchasing volume or the modeled realization. ([securityprousa.com](https://www.securityprousa.com/products/scintrex-trace-evd-xx.xx-portable-trace-detection-unit))

39. CATSA's Purchase Order Terms and Conditions

- Evidence informing base-year allocation inputs; displayed values and growth are calculated: Contract terms constrain maintenance, parts and consumables escalation, qualifying unrestricted aftermarket pricing assumptions in the projection lifecycle model. ([catsa-acsta.gc.ca](https://www.catsa-acsta.gc.ca/en/publications/catsa-s-purchase-order-terms-and-conditions))
- Evidence informing forecast-year allocation inputs; displayed values and growth are calculated: Contract terms constrain maintenance, parts and consumables escalation, qualifying unrestricted aftermarket pricing assumptions in the projection lifecycle model. ([catsa-acsta.gc.ca](https://www.catsa-acsta.gc.ca/en/publications/catsa-s-purchase-order-terms-and-conditions))
- Evidence informing base-year allocation inputs; displayed values and growth are calculated: Contractual price limits constrain the pricing premise, but do not verify CT-specific global support receipts.
- Evidence informing forecast-year allocation inputs; displayed values and growth are calculated: Contractual price limits constrain the pricing premise, but do not verify CT-specific global support receipts.
- Evidence informing base-year allocation inputs; displayed values and growth are calculated: Maintenance and consumable escalation limits qualify the trace-platform pricing assumption rather than establishing the modeled IMS share.
- Evidence informing forecast-year allocation inputs; displayed values and growth are calculated: Maintenance and consumable escalation limits qualify the trace-platform pricing assumption rather than establishing the modeled IMS share.
- Evidence informing base-year allocation inputs; displayed values and growth are calculated: The pre-existing-software clause grants broad license rights without transferring ownership; proprietary ownership alone therefore cannot establish the Closed revenue numerator. ([catsa-acsta.gc.ca](https://www.catsa-acsta.gc.ca/en/publications/catsa-s-purchase-order-terms-and-conditions))
- Evidence informing forecast-year allocation inputs; displayed values and growth are calculated: The pre-existing-software clause grants broad license rights without transferring ownership; proprietary ownership alone therefore cannot establish the Closed revenue numerator. ([catsa-acsta.gc.ca](https://www.catsa-acsta.gc.ca/en/publications/catsa-s-purchase-order-terms-and-conditions))
- Evidence informing base-year allocation inputs; displayed values and growth are calculated: Software modification rights are not themselves proof of standards-based interfaces or independent component substitution; supports conservative classification. ([catsa-acsta.gc.ca](https://www.catsa-acsta.gc.ca/en/publications/catsa-s-purchase-order-terms-and-conditions))
- Evidence informing forecast-year allocation inputs; displayed values and growth are calculated: Software modification rights are not themselves proof of standards-based interfaces or independent component substitution; supports conservative classification. ([catsa-acsta.gc.ca](https://www.catsa-acsta.gc.ca/en/publications/catsa-s-purchase-order-terms-and-conditions))

40. Liquids Scanner for Airport Security - UC Davis
    - Evidence informing base-year allocation inputs; displayed values and growth are calculated: The February xx.xx 2011 account establishes a development contract and licensing relationship. Its development allocation is excluded from 2025 receipts and does not establish a surviving commercial cohort. ([ucdavis.edu](https://www.ucdavis.edu/news/liquids-scanner-airport-security))
    - Evidence informing forecast-year allocation inputs; displayed values and growth are calculated: The February xx.xx 2011 account establishes a development contract and licensing relationship. Its development allocation is excluded from 2025 receipts and does not establish a surviving commercial cohort. ([ucdavis.edu](https://www.ucdavis.edu/news/liquids-scanner-airport-security))
41. Open Architecture for Airport Security Systems, Second Edition
    - Evidence informing base-year allocation inputs; displayed values and growth are calculated: Distinguishes proprietary integration from interoperable connections, supporting the category boundary rather than an observed revenue share. ([aci-europe.org](https://aci-europe.org/downloads/resources/Open%20Architecture%20for%20Airport%20Security%20Systems%202nd%20Edition.pdf))
    - Evidence informing forecast-year allocation inputs; displayed values and growth are calculated: Distinguishes proprietary integration from interoperable connections, supporting the category boundary rather than an observed revenue share. ([aci-europe.org](https://aci-europe.org/downloads/resources/Open%20Architecture%20for%20Airport%20Security%20Systems%202nd%20Edition.pdf))
    - Evidence informing base-year allocation inputs; displayed values and growth are calculated: Integration does not guarantee interoperability; this constrains attribution of vendor-mediated configurations. ([aci-europe.org](https://aci-europe.org/downloads/resources/Open%20Architecture%20for%20Airport%20Security%20Systems%202nd%20Edition.pdf))
    - Evidence informing forecast-year allocation inputs; displayed values and growth are calculated: Integration does not guarantee interoperability; this constrains attribution of vendor-mediated configurations. ([aci-europe.org](https://aci-europe.org/downloads/resources/Open%20Architecture%20for%20Airport%20Security%20Systems%202nd%20Edition.pdf))
    - Evidence informing base-year allocation inputs; displayed values and growth are calculated: Allows identified partial compliance and discusses accountable integration responsibilities; supports scoped open attribution, not whole-purchase reclassification. ([aci-europe.org](https://aci-europe.org/downloads/resources/Open%20Architecture%20for%20Airport%20Security%20Systems%202nd%20Edition.pdf))
    - Evidence informing forecast-year allocation inputs; displayed values and growth are calculated: Allows identified partial compliance and discusses accountable integration responsibilities; supports scoped open attribution, not whole-purchase reclassification. ([aci-europe.org](https://aci-europe.org/downloads/resources/Open%20Architecture%20for%20Airport%20Security%20Systems%202nd%20Edition.pdf))

42. CATSA 2025 Annual Report - Overview of Activities

- Evidence informing base-year allocation inputs; displayed values and growth are calculated: Reports xx.xx CATSA Plus lines across xx.xx airports serving more than xx.xx% of passengers in 2024/xx.xx; provides an independent integration-activity check, not a direct value allocation. ([catsa-acsta.gc.ca](https://www.catsa-acsta.gc.ca/en/publications/2025-annual-report/overview-activities))
- Evidence informing forecast-year allocation inputs; displayed values and growth are calculated: Reports xx.xx CATSA Plus lines across xx.xx airports serving more than xx.xx% of passengers in 2024/xx.xx; provides an independent integration-activity check, not a direct value allocation. ([catsa-acsta.gc.ca](https://www.catsa-acsta.gc.ca/en/publications/2025-annual-report/overview-activities))
- Evidence informing base-year allocation inputs; displayed values and growth are calculated: The reported modernized passenger coverage constrains an assumption of universally standalone activity, while leaving commercial architecture and revenue attribution unresolved. ([catsa-acsta.gc.ca](https://www.catsa-acsta.gc.ca/en/publications/2025-annual-report/overview-activities))
- Evidence informing forecast-year allocation inputs; displayed values and growth are calculated: The reported modernized passenger coverage constrains an assumption of universally standalone activity, while leaving commercial architecture and revenue attribution unresolved. ([catsa-acsta.gc.ca](https://www.catsa-acsta.gc.ca/en/publications/2025-annual-report/overview-activities))
- Evidence informing forecast-year allocation inputs; displayed values and growth are calculated: The annual report identifies enhanced non-passenger requirements and implementation planned from spring 2025. This supports a conditional modernization premise, not the modeled global uptake factor.
- Evidence informing base-year allocation inputs; displayed values and growth are calculated: Reports xx.xx CATSA Plus lines and more than xx.xx% passenger coverage in 2024/xx.xx; provides a Canadian adoption comparator, not a global local-review revenue weight. ([catsa-acsta.gc.ca](https://www.catsa-acsta.gc.ca/en/publications/2025-annual-report/overview-activities))
- Evidence informing forecast-year allocation inputs; displayed values and growth are calculated: Reports xx.xx CATSA Plus lines and more than xx.xx% passenger coverage in 2024/xx.xx; provides a Canadian adoption comparator, not a global local-review revenue weight. ([catsa-acsta.gc.ca](https://www.catsa-acsta.gc.ca/en/publications/2025-annual-report/overview-activities))
- Evidence informing base-year allocation inputs; displayed values and growth are calculated: Identifies remote screening within CATSA Plus and quantifies deployment; constrains the commercial-adoption premise but does not establish each review room's location. ([catsa-acsta.gc.ca](https://www.catsa-acsta.gc.ca/en/publications/2025-annual-report/overview-activities))
- Evidence informing forecast-year allocation inputs; displayed values and growth are calculated: Identifies remote screening within CATSA Plus and quantifies deployment; constrains the commercial-adoption premise but does not establish each review room's location. ([catsa-acsta.gc.ca](https://www.catsa-acsta.gc.ca/en/publications/2025-annual-report/overview-activities))
- Evidence informing base-year allocation inputs; displayed values and growth are calculated: Deployment coverage constrains the addressable network-enabled pool; it does not disclose hybrid contracts or justify the modeled hybrid percentage. ([catsa-acsta.gc.ca](https://www.catsa-acsta.gc.ca/en/publications/2025-annual-report/overview-activities))
- Evidence informing forecast-year allocation inputs; displayed values and growth are calculated: Deployment coverage constrains the addressable network-enabled pool; it does not disclose hybrid contracts or justify the modeled hybrid percentage. ([catsa-acsta.gc.ca](https://www.catsa-acsta.gc.ca/en/publications/2025-annual-report/overview-activities))

43. CATSA - Beyond the Checkpoint, December 2025

- Evidence informing base-year allocation inputs; displayed values and growth are calculated: Reports xx.xx operational CT machines at eight airports and a modular-line average of xx.xx passengers per hour versus xx.xx for traditional multi-split lines; supports the bounded throughput-to-unit bridge and phased-deployment premise. ([catsa-acsta.gc.ca](https://www.catsa-acsta.gc.ca/en/about-us/beyond-checkpoint-2025-december))
- Evidence informing forecast-year allocation inputs; displayed values and growth are calculated: Reports xx.xx operational CT machines at eight airports and a modular-line average of xx.xx passengers per hour versus xx.xx for traditional multi-split lines; supports the bounded throughput-to-unit bridge and phased-deployment premise. ([catsa-acsta.gc.ca](https://www.catsa-acsta.gc.ca/en/about-us/beyond-checkpoint-2025-december))

44. Smiths Detection Delivers Fully Automated International Remote Baggage Screening System Between South Korea and the United States

- Evidence informing base-year allocation inputs; displayed values and growth are calculated: The January xx.xx 2026 disclosure identifies xx.xx software licenses and DICOS V3.xx.xx exchange, and dates operational service to August 2025. Supports commercial standards-based activity and forecast feasibility, not an observed global share or a confirmed 2025 license inventory. ([smithsdetection.com](https://www.smithsdetection.com/press-releases/smiths-detection-delivers-fully-automated-international-remote-baggage-screening-system-between-south-korea-and-the-united-states/))
- Evidence informing forecast-year allocation inputs; displayed values and growth are calculated: The January xx.xx 2026 disclosure identifies xx.xx software licenses and DICOS V3.xx.xx exchange, and dates operational service to August 2025. Supports commercial standards-based activity and forecast feasibility, not an observed global share or a confirmed 2025 license inventory. ([smithsdetection.com](https://www.smithsdetection.com/press-releases/smiths-detection-delivers-fully-automated-international-remote-baggage-screening-system-between-south-korea-and-the-united-states/))

45. SeeTrue Marks Milestone with Over 100 X-ray Checkpoint Installations of Advanced AI-Based Threat Detection Software

- Evidence informing base-year allocation inputs; displayed values and growth are calculated: The December xx.xx 2024 announcement reports the 100th operational screening lane across airports and other sectors. Provides a limited commercial-adoption scale check; it is neither airport-only nor a census of standards-based entitlements. ([seetrue.ai](https://www.seetrue.ai/seetrue-marks-milestone-with-over-xx.xx-x-ray-checkpoint-installations-of-advanced-ai-based-threat-detection-software/))
- Evidence informing forecast-year allocation inputs; displayed values and growth are calculated: The December xx.xx 2024 announcement reports the 100th operational screening lane across airports and other sectors. Provides a limited commercial-adoption scale check; it is neither airport-only nor a census of standards-based entitlements. ([seetrue.ai](https://www.seetrue.ai/seetrue-marks-milestone-with-over-xx.xx-x-ray-checkpoint-installations-of-advanced-ai-based-threat-detection-software/))

46. Scarabee's Checkpoint Property Screening System to be deployed at DEN

- Evidence informing base-year allocation inputs; displayed values and growth are calculated: Describes a xx.xx-lane Denver award combining Scarabee lanes with Smiths scanners. Corroborates a commercial mixed-supplier integration route; an award is not realized annual revenue or proof of unrestricted interoperability. ([daifukuatec.com](https://daifukuatec.com/news/scarabees-checkpoint-property-screening-system-to-be-deployed-at-den))
- Evidence informing forecast-year allocation inputs; displayed values and growth are calculated: Describes a xx.xx-lane Denver award combining Scarabee lanes with Smiths scanners. Corroborates a commercial mixed-supplier integration route; an award is not realized annual revenue or proof of unrestricted interoperability. ([daifukuatec.com](https://daifukuatec.com/news/scarabees-checkpoint-property-screening-system-to-be-deployed-at-den))

47. CATSA Annual Report 2024 - Management's Discussion and Analysis

- Evidence informing base-year allocation inputs; displayed values and growth are calculated: FY2023/xx.xx pre-board capital appropriations used of C$xx.xx provide the second period in the non-passenger-to-cabin purchasing comparison.
- Evidence informing base-year allocation inputs; displayed values and growth are calculated: FY2023/xx.xx non-passenger capital appropriations used of C$xx.xx enter the two-period activity proxy; they do not identify the property-only fraction.
- Evidence informing forecast-year allocation inputs; displayed values and growth are calculated: FY2023/xx.xx non-passenger capital appropriations used of C$xx.xx enter the two-period activity proxy; they do not identify the property-only fraction.

48. Smiths Detection confirm order of 91 advanced scanners for new terminals at Moscow Sheremetyevo International Airport
    - Evidence informing base-year allocation inputs; displayed values and growth are calculated: The dated airport deployment includes xx.xx entrance baggage systems and xx.xx cabin-checkpoint systems. Their ratio supplies a historical relative-density proxy, subsequently discounted for assumed global coverage.
    - Evidence informing forecast-year allocation inputs; displayed values and growth are calculated: The dated airport deployment includes xx.xx entrance baggage systems and xx.xx cabin-checkpoint systems. Their ratio supplies a historical relative-density proxy, subsequently discounted for assumed global coverage.
49. Cochin International Airport Selects Smiths Detection's CTX 9800 for Next-Generation Hold Baggage Screening
    - Evidence informing base-year allocation inputs; displayed values and growth are calculated: The May 2017 deployment identifies xx.xx customs baggage systems alongside four hold-baggage systems. This supports the customs-intensive historical configuration proxy, not current global fleet or revenue observations.
    - Evidence informing forecast-year allocation inputs; displayed values and growth are calculated: The May 2017 deployment identifies xx.xx customs baggage systems alongside four hold-baggage systems. This supports the customs-intensive historical configuration proxy, not current global fleet or revenue observations.
50. CATSA Functions, Programs and Activities
    - Evidence informing base-year allocation inputs; displayed values and growth are calculated: Hold-baggage activities include equipment purchase, baggage-handling integration and equipment maintenance, supporting the checked-baggage capital and lifecycle boundary.
    - Evidence informing forecast-year allocation inputs; displayed values and growth are calculated: Hold-baggage activities include equipment purchase, baggage-handling integration and equipment maintenance, supporting the checked-baggage capital and lifecycle boundary.
    - Evidence informing base-year allocation inputs; displayed values and growth are calculated: Non-passenger screening covers airport workers and their belongings; only attributable property-screening offerings enter this allocation.
    - Evidence informing forecast-year allocation inputs; displayed values and growth are calculated: Non-passenger screening covers airport workers and their belongings; only attributable property-screening offerings enter this allocation.
51. Fraport TAV Antalya Airport - About the security control itself
    - Evidence informing base-year allocation inputs; displayed values and growth are calculated: The airport operator distinguishes terminal-entry security from a subsequent checkpoint. This supports a separate entrance-screening mission while providing no global prevalence or spending share.
    - Evidence informing forecast-year allocation inputs; displayed values and growth are calculated: The airport operator distinguishes terminal-entry security from a subsequent checkpoint. This supports a separate entrance-screening mission while providing no global prevalence or spending share.
52. EMSD VoiceLink, Issue 79, June 2026 - EMSD Provides Comprehensive Support for Terminal 2 Commissioning
    - Evidence informing forecast-year allocation inputs; displayed values and growth are calculated: The June 2026 account identifies baggage-and-parcel equipment procurement and installation for the customs authority at Terminal xx.xx. It supports a separate commissioning mission but does not isolate baggage expenditure.
53. GAO-26-107811 - Guam: Considerations for Evaluating Alternative Customs Models and Potential Economic Effects
    - Evidence informing base-year allocation inputs; displayed values and growth are calculated: The audit identifies two historical airport-customs baggage systems inactive for years and delayed replacement procurement. This challenges conversion of installed stock or acknowledged need directly into annual equipment and support revenue.
    - Evidence informing forecast-year allocation inputs; displayed values and growth are calculated: The audit identifies two historical airport-customs baggage systems inactive for years and delayed replacement procurement. This challenges conversion of installed stock or acknowledged need directly into annual equipment and support revenue.

54. Bennet, Moran, Van Hollen, Boozman Introduce Bill to Bolster Aviation Safety
    - Evidence informing base-year allocation inputs; displayed values and growth are calculated: The July xx.xx 2025 official release identifies xx.xx U.S. screening lanes, used as agency purchasing-exposure calibration rather than observed annual equipment sales.
    - Evidence informing forecast-year allocation inputs; displayed values and growth are calculated: The July xx.xx 2025 official release identifies xx.xx U.S. screening lanes, used as agency purchasing-exposure calibration rather than observed annual equipment sales.
55. Bank of Canada - Annual exchange rates
    - Evidence informing base-year allocation inputs; displayed values and growth are calculated: Annual exchange-rate observations support the inherited fiscal-period approximation of xx.xx Canadian dollars per U.S. dollar; this is not a transaction-weighted exchange rate.
    - Evidence informing forecast-year allocation inputs; displayed values and growth are calculated: Annual exchange-rate observations support the inherited fiscal-period approximation of xx.xx Canadian dollars per U.S. dollar; this is not a transaction-weighted exchange rate.
56. Japan’s leading airline revolutionizes check in experience with new Smiths Detection technology
    - Evidence informing base-year allocation inputs; displayed values and growth are calculated: The August 2023 announcement identifies JAL as customer for five screening ecosystems and reports xx.xx deployed iLane units across Japan. These are historical commercial-stock anchors, not an airline-only fleet or 2025 sales observation.
    - Evidence informing forecast-year allocation inputs; displayed values and growth are calculated: The August 2023 announcement identifies JAL as customer for five screening ecosystems and reports xx.xx deployed iLane units across Japan. These are historical commercial-stock anchors, not an airline-only fleet or 2025 sales observation.
57. Narita International Airport anticipates threats with integrated solutions
    - Evidence informing base-year allocation inputs; displayed values and growth are calculated: Identifies Narita airport as a screening-technology customer and describes xx.xx lane-related installations, qualifying any assumption that the supplier's Japanese installed stock was purchased entirely by airlines.
    - Evidence informing forecast-year allocation inputs; displayed values and growth are calculated: Identifies Narita airport as a screening-technology customer and describes xx.xx lane-related installations, qualifying any assumption that the supplier's Japanese installed stock was purchased entirely by airlines.
58. MLIT - 保安検査の実施主体が変わります！ - June 27, 2025
    - Evidence informing forecast-year allocation inputs; displayed values and growth are calculated: The June xx.xx 2025 announcement targets transfer of security-screening responsibility from airlines to airport managers, with leading cases targeted in FY2026. Supports a conditional reduction in airline purchasing, not an observed contract-transfer percentage.
    - Evidence informing forecast-year allocation inputs; displayed values and growth are calculated: The transfer direction supports modeled airport-manager purchasing gains. Continued shared financing does not imply equal purchasing shares.
59. ICTS International N.V. - Annual Report for the year ended December 31, 2025
    - Evidence informing base-year allocation inputs; displayed values and growth are calculated: Discloses USD xx.xx company-wide property/equipment purchases and USD xx.xx airport-security revenue in 2025. Supports an asset-light purchasing-intensity proxy; the in-scope fraction and global expansion remain assumptions.
    - Evidence informing forecast-year allocation inputs; displayed values and growth are calculated: Discloses USD xx.xx company-wide property/equipment purchases and USD xx.xx airport-security revenue in 2025. Supports an asset-light purchasing-intensity proxy; the in-scope fraction and global expansion remain assumptions.

60. EU Publications Office - Purchase and maintenance of non-intrusive X-ray inspection equipment for baggage and air cargo volume control
    - Evidence informing base-year allocation inputs; displayed values and growth are calculated: Identifies Autoridade Tributária e Aduaneira as buyer and reports a 2026 award of EUR xx.xx across four lots for baggage/air-cargo inspection equipment and maintenance. Provides a buyer-role and commercial-scale comparator, not 2025 baggage-only annual expenditure.
    - Evidence informing forecast-year allocation inputs; displayed values and growth are calculated: Identifies Autoridade Tributária e Aduaneira as buyer and reports a 2026 award of EUR xx.xx across four lots for baggage/air-cargo inspection equipment and maintenance. Provides a buyer-role and commercial-scale comparator, not 2025 baggage-only annual expenditure.
61. ACI World - Busiest Airports in the World
    - Evidence informing base-year allocation inputs; displayed values and growth are calculated: Reports approximately xx.xx international airport passenger movements in 2025. Half provides an approximate arrival-movement scale check before transfer exclusions, not a customs examination or equipment-purchasing weight.
    - Evidence informing forecast-year allocation inputs; displayed values and growth are calculated: Reports approximately xx.xx international airport passenger movements in 2025. Half provides an approximate arrival-movement scale check before transfer exclusions, not a customs examination or equipment-purchasing weight.
62. Heathrow announces £2.3bn accelerated investment plan to upgrade the UK's international gateway to growth
    - Evidence informing base-year allocation inputs; displayed values and growth are calculated: Reports GBP xx.xx invested in security-lane upgrades during 2024, supporting material airport-directed purchasing. Broader infrastructure obligations and historical timing prevent treating the amount as 2025 in-scope market receipts.
    - Evidence informing forecast-year allocation inputs; displayed values and growth are calculated: Reports GBP xx.xx invested in security-lane upgrades during 2024, supporting material airport-directed purchasing. Broader infrastructure obligations and historical timing prevent treating the amount as 2025 in-scope market receipts.
63. Fraport Assumes Responsibility for Aviation Security Checks at Frankfurt Airport
    - Evidence informing base-year allocation inputs; displayed values and growth are calculated: Documents Fraport's checkpoint-management responsibility from January 2023, six initial CT-equipped lanes and three contracted screening providers. Supports distinguishing an airport commissioning role from regulator oversight and contracted screening labor.
    - Evidence informing forecast-year allocation inputs; displayed values and growth are calculated: Documents Fraport's checkpoint-management responsibility from January 2023, six initial CT-equipped lanes and three contracted screening providers. Supports distinguishing an airport commissioning role from regulator oversight and contracted screening labor.
64. Advanced Cabin Baggage Screening - Computed Tomography Implementation Guide
    - Evidence informing base-year allocation inputs; displayed values and growth are calculated: Distinguishes standalone CT, including equipment-local conveyance, from integrated screening-lane configurations; supports attribution boundaries, not a revenue weight.
    - Evidence informing forecast-year allocation inputs; displayed values and growth are calculated: Distinguishes standalone CT, including equipment-local conveyance, from integrated screening-lane configurations; supports attribution boundaries, not a revenue weight.
    - Evidence informing base-year allocation inputs; displayed values and growth are calculated: Identifies automated tray-return and automated screening-lane integration as commercially distinct configurations; supports the lane-integrated category definition.
    - Evidence informing forecast-year allocation inputs; displayed values and growth are calculated: Identifies automated tray-return and automated screening-lane integration as commercially distinct configurations; supports the lane-integrated category definition.

65. GAO-12-266 - Checked Baggage Screening: TSA Has Deployed Optimal Systems at the Majority of TSA-Regulated Airports, but Could Strengthen Cost Estimates

- Evidence informing base-year allocation inputs; displayed values and growth are calculated: The December 2011 table reports xx.xx standalone EDS alongside xx.xx in-line EDS; this historical machine-count comparator constrains, but does not determine, the current global allocation.
- Evidence informing forecast-year allocation inputs; displayed values and growth are calculated: The December 2011 table reports xx.xx standalone EDS alongside xx.xx in-line EDS; this historical machine-count comparator constrains, but does not determine, the current global allocation.
- Evidence informing base-year allocation inputs; displayed values and growth are calculated: Reports xx.xx in-line EDS across xx.xx in-line systems and distinguishes equipment counts from integrated-system counts; supports the historical configuration bridge.
- Evidence informing forecast-year allocation inputs; displayed values and growth are calculated: Reports xx.xx in-line EDS across xx.xx in-line systems and distinguishes equipment counts from integrated-system counts; supports the historical configuration bridge.

66. Smiths Detection selected as security technology provider to International Airport Heraklion Crete

- Evidence informing base-year allocation inputs; displayed values and growth are calculated: The September xx.xx 2025 announcement identifies eight cabin CT scanners and eight automated tray-return systems for Heraklion, with installation planned across late 2025 and mid-2026; supports ongoing integrated procurement, not realized annual revenue.
- Evidence informing forecast-year allocation inputs; displayed values and growth are calculated: The September xx.xx 2025 announcement identifies eight cabin CT scanners and eight automated tray-return systems for Heraklion, with installation planned across late 2025 and mid-2026; supports ongoing integrated procurement, not realized annual revenue.

67. Centralised Image Processing: The Impact on Security Checkpoints

- Evidence informing base-year allocation inputs; displayed values and growth are calculated: Distinguishes checkpoint-local image review from separate-room arrangements; supports retaining networked local activity rather than automatically assigning it to remote review. ([casra.ch](https://casra.ch/wp-content/uploads/2021/xx.xx/Kuhn-2017.-Centralised-image-processing.pdf))
- Evidence informing forecast-year allocation inputs; displayed values and growth are calculated: Distinguishes checkpoint-local image review from separate-room arrangements; supports retaining networked local activity rather than automatically assigning it to remote review. ([casra.ch](https://casra.ch/wp-content/uploads/2021/xx.xx/Kuhn-2017.-Centralised-image-processing.pdf))
- Evidence informing base-year allocation inputs; displayed values and growth are calculated: Describes separate screening rooms and established remote hold-baggage review at larger airports; supports the cohort-maturity premise, not a numerical global share. ([casra.ch](https://casra.ch/wp-content/uploads/2021/xx.xx/Kuhn-2017.-Centralised-image-processing.pdf))
- Evidence informing forecast-year allocation inputs; displayed values and growth are calculated: Describes separate screening rooms and established remote hold-baggage review at larger airports; supports the cohort-maturity premise, not a numerical global share. ([casra.ch](https://casra.ch/wp-content/uploads/2021/xx.xx/Kuhn-2017.-Centralised-image-processing.pdf))
- Evidence informing base-year allocation inputs; displayed values and growth are calculated: Describes combined checkpoint and remote-room arrangements, establishing a mixed-location commercial configuration without measuring its prevalence or price. ([casra.ch](https://casra.ch/wp-content/uploads/2021/xx.xx/Kuhn-2017.-Centralised-image-processing.pdf))
- Evidence informing forecast-year allocation inputs; displayed values and growth are calculated: Describes combined checkpoint and remote-room arrangements, establishing a mixed-location commercial configuration without measuring its prevalence or price. ([casra.ch](https://casra.ch/wp-content/uploads/2021/xx.xx/Kuhn-2017.-Centralised-image-processing.pdf))

68. Annual Report 2024 - CATSA's Operating Environment

- Evidence informing base-year allocation inputs; displayed values and growth are calculated: Reports xx.xx CATSA Plus lines and more than xx.xx% passenger coverage in 2023/xx.xx providing the historical comparison rather than a global location allocation. ([catsa-acsta.gc.ca](https://www.catsa-acsta.gc.ca/en/publications/catsa-s-operating-environment))
- Evidence informing forecast-year allocation inputs; displayed values and growth are calculated: Reports xx.xx CATSA Plus lines and more than xx.xx% passenger coverage in 2023/xx.xx providing the historical comparison rather than a global location allocation. ([catsa-acsta.gc.ca](https://www.catsa-acsta.gc.ca/en/publications/catsa-s-operating-environment))
- Evidence informing base-year allocation inputs; displayed values and growth are calculated: Together with the subsequent annual report, supports a seven-line deployment increase without a corresponding increase in reported passenger coverage. ([catsa-acsta.gc.ca](https://www.catsa-acsta.gc.ca/en/publications/catsa-s-operating-environment))
- Evidence informing forecast-year allocation inputs; displayed values and growth are calculated: Together with the subsequent annual report, supports a seven-line deployment increase without a corresponding increase in reported passenger coverage. ([catsa-acsta.gc.ca](https://www.catsa-acsta.gc.ca/en/publications/catsa-s-operating-environment))
- Evidence informing base-year allocation inputs; displayed values and growth are calculated: Provides a historical network-enabled deployment anchor, while leaving the physical mixed-location contract share unmeasured. ([catsa-acsta.gc.ca](https://www.catsa-acsta.gc.ca/en/publications/catsa-s-operating-environment))
- Evidence informing forecast-year allocation inputs; displayed values and growth are calculated: Provides a historical network-enabled deployment anchor, while leaving the physical mixed-location contract share unmeasured. ([catsa-acsta.gc.ca](https://www.catsa-acsta.gc.ca/en/publications/catsa-s-operating-environment))

69. L22020-T-TG Upgrades to the Passenger Search Area, body scanners, EDS C3 cabin baggage screening - Contract Award Notice

- Evidence informing base-year allocation inputs; displayed values and growth are calculated: The January xx.xx 2023 Luton award expressly includes construction of a remote screening room at the airport terminal, supporting separate-room commercial procurement. Its broader scope is not treated as baggage-only annual revenue. ([find-tender.service.gov.uk](https://www.find-tender.service.gov.uk/Notice/xx.xx-2023))
- Evidence informing forecast-year allocation inputs; displayed values and growth are calculated: The January xx.xx 2023 Luton award expressly includes construction of a remote screening room at the airport terminal, supporting separate-room commercial procurement. Its broader scope is not treated as baggage-only annual revenue. ([find-tender.service.gov.uk](https://www.find-tender.service.gov.uk/Notice/xx.xx-2023))

70. Greater Orlando Aviation Authority - Minutes of the February 19, 2025 Meeting

- Evidence informing base-year allocation inputs; displayed values and growth are calculated: Authorizes up to USD xx.xx for baggage-system and Remote Screening Facility network/server separation. Half this ceiling is an explicitly assumed deployment-cost comparator, not observed off-site receipts. ([assets.ctfassets.net](https://assets.ctfassets.net/qiecpoxp4bka/6BCjKImOwJmeZxqtGVdpYR/1e2d759a2c44b5b6d71193cb9927ec75/2025-xx.xx-19_Board_Minutes.pdf))
- Evidence informing forecast-year allocation inputs; displayed values and growth are calculated: Authorizes up to USD xx.xx for baggage-system and Remote Screening Facility network/server separation. Half this ceiling is an explicitly assumed deployment-cost comparator, not observed off-site receipts. ([assets.ctfassets.net](https://assets.ctfassets.net/qiecpoxp4bka/6BCjKImOwJmeZxqtGVdpYR/1e2d759a2c44b5b6d71193cb9927ec75/2025-xx.xx-19_Board_Minutes.pdf))
- Evidence informing base-year allocation inputs; displayed values and growth are calculated: Provides the commercial networking-cost anchor for the modeled transfer from existing on-site pools, avoiding additional market value or duplicate host-equipment attribution. ([assets.ctfassets.net](https://assets.ctfassets.net/qiecpoxp4bka/6BCjKImOwJmeZxqtGVdpYR/1e2d759a2c44b5b6d71193cb9927ec75/2025-xx.xx-19_Board_Minutes.pdf))
- Evidence informing forecast-year allocation inputs; displayed values and growth are calculated: Provides the commercial networking-cost anchor for the modeled transfer from existing on-site pools, avoiding additional market value or duplicate host-equipment attribution. ([assets.ctfassets.net](https://assets.ctfassets.net/qiecpoxp4bka/6BCjKImOwJmeZxqtGVdpYR/1e2d759a2c44b5b6d71193cb9927ec75/2025-xx.xx-19_Board_Minutes.pdf))

71. American and U.S. Customs and Border Protection pilot innovative baggage screening initiative

- Evidence informing base-year allocation inputs; displayed values and growth are calculated: American's April xx.xx 2025 announcement identifies a daily Sydney-Los Angeles IRBS pilot and unchanged screening requirements. It anchors one sampled connection and an assumed partial-year licensing period, not disclosed revenue. ([s202.q4cdn.com](https://s202.q4cdn.com/xx.xx/files/doc_news/American-and-US-Customs-and-Border-Protection-pilot-innovative-baggage-screening-initiative-OPS-OTH-xx.xx-2025.pdf))
- Evidence informing forecast-year allocation inputs; displayed values and growth are calculated: American's April xx.xx 2025 announcement identifies a daily Sydney-Los Angeles IRBS pilot and unchanged screening requirements. It anchors one sampled connection and an assumed partial-year licensing period, not disclosed revenue. ([s202.q4cdn.com](https://s202.q4cdn.com/xx.xx/files/doc_news/American-and-US-Customs-and-Border-Protection-pilot-innovative-baggage-screening-initiative-OPS-OTH-xx.xx-2025.pdf))

72. 델타항공-대한항공, 인천발 애틀랜타 노선 대상 위탁수하물 원격 검색 방식 신규 도입

- Evidence informing base-year allocation inputs; displayed values and growth are calculated: The August xx.xx 2025 announcement identifies the Incheon-Atlanta IRBS arrangement, anchoring a second sampled connection and a partial-year commercial-activity assumption without establishing contract value. ([news.delta.com](https://news.delta.com/delta-and-koreanair-launch-remote-baggage-screening-on-icn-atl-KR))
- Evidence informing forecast-year allocation inputs; displayed values and growth are calculated: The August xx.xx 2025 announcement identifies the Incheon-Atlanta IRBS arrangement, anchoring a second sampled connection and a partial-year commercial-activity assumption without establishing contract value. ([news.delta.com](https://news.delta.com/delta-and-koreanair-launch-remote-baggage-screening-on-icn-atl-KR))

73. United Launches CBP's International Remote Baggage Screening on Select International Flights

· Evidence informing base-year allocation inputs; displayed values and growth are calculated: United's September xx.xx 2025 announcement identifies daily Sydney-San Francisco service and named technology partners, anchoring a third sampled connection. It reports no attributable software or integration receipts. ([united.mediaroom.com](https://united.mediaroom.com/2025-xx.xx-xx.xx-United-Launches-CBPs-International-Remote-Baggage-Screening-on-Select-International-Flights))

· Evidence informing forecast-year allocation inputs; displayed values and growth are calculated: United's September xx.xx 2025 announcement identifies daily Sydney-San Francisco service and named technology partners, anchoring a third sampled connection. It reports no attributable software or integration receipts. ([united.mediaroom.com](https://united.mediaroom.com/2025-xx.xx-xx.xx-United-Launches-CBPs-International-Remote-Baggage-Screening-on-Select-International-Flights))

74. Airline Passengers Face Fewer Bag Checkpoints, Thanks to PNNL, Partners

· Evidence informing forecast-year allocation inputs; displayed values and growth are calculated: The August xx.xx 2026 laboratory release describes implementation on additional routes, including Seoul arrivals at Minneapolis-St. Paul and Detroit. This supports expansion direction, not the forecast connection count, realization or global share. ([pnnl.gov](https://www.pnnl.gov/news-media/airline-passengers-face-fewer-bag-checkpoints-thanks-pnnl-partners))

75. TSA awards $781.2 million to procure additional CT X-Ray scanners for airport checkpoints

· Evidence informing base-year allocation inputs; displayed values and growth are calculated: The March xx.xx 2022 announcement identifies up to USD xx.xx for procurement and maintenance of up to xx.xx systems from an OEM. This is a historical procurement-scale anchor, not annual 2025 direct-channel revenue. ([content.govdelivery.com](https://content.govdelivery.com/accounts/USDHSTSA/bulletins/30f6e5f))

· Evidence informing base-year allocation inputs; displayed values and growth are calculated: The award includes full-size automated lanes, cautioning against assigning all automation value to non-OEM integration primes; exact contractual-role attribution is not disclosed. ([content.govdelivery.com](https://content.govdelivery.com/accounts/USDHSTSA/bulletins/30f6e5f))

76. OSI Systems, Inc. - Form 10-K for the fiscal year ended June 30, 2026

· Evidence informing base-year allocation inputs; displayed values and growth are calculated: The filing describes regional direct security-product sales and direct maintenance relationships. Its broader security scope supports route coexistence, not baggage-only sales weights. ([sec.gov](https://www.sec.gov/Archives/edgar/data/xx.xx/xx.xx/osis-20260630x10k.htm))

· Evidence informing forecast-year allocation inputs; displayed values and growth are calculated: The filing describes regional direct security-product sales and direct maintenance relationships. Its broader security scope supports route coexistence, not baggage-only sales weights. ([sec.gov](https://www.sec.gov/Archives/edgar/data/xx.xx/xx.xx/osis-20260630x10k.htm))

· Evidence informing base-year allocation inputs; displayed values and growth are calculated: The company identifies a global independent-distributor network, supporting a continuing indirect route without quantifying its value share. ([sec.gov](https://www.sec.gov/Archives/edgar/data/xx.xx/xx.xx/osis-20260630x10k.htm))

· Evidence informing forecast-year allocation inputs; displayed values and growth are calculated: The company identifies a global independent-distributor network, supporting a continuing indirect route without quantifying its value share. ([sec.gov](https://www.sec.gov/Archives/edgar/data/xx.xx/xx.xx/osis-20260630x10k.htm))

· Evidence informing base-year allocation inputs; displayed values and growth are calculated: Authorized service providers are identified separately from distributors, supporting distinct technical-service attribution and access limitations. ([sec.gov](https://www.sec.gov/Archives/edgar/data/xx.xx/xx.xx/osis-20260630x10k.htm))

· Evidence informing forecast-year allocation inputs; displayed values and growth are calculated: Authorized service providers are identified separately from distributors, supporting distinct technical-service attribution and access limitations. ([sec.gov](https://www.sec.gov/Archives/edgar/data/xx.xx/xx.xx/osis-20260630x10k.htm))

77. SriLankan Airlines - Invitation for Supply, Installation, Commissioning and Maintenance of Dual View Heavy and Medium X-Ray Machines, Reference 202130407

· Evidence informing base-year allocation inputs; displayed values and growth are calculated: The 2021 purchaser invitation permits an OEM or authorized OEM agent and requires authorization for the latter. It establishes equipment-channel eligibility, not an award or software-resale right. ([srilankan.com](https://www.srilankan.com/download/tender/TN-Invitationforsubmiss-xx.xx.pdf))

78. JFK Millennium Partners Selects K2 to Deliver State-of-the-Art Security Screening Checkpoint at new JFK Terminal 6

· Evidence informing base-year allocation inputs; displayed values and growth are calculated: The March xx.xx 2025 appointment assigns procurement and deployment coordination across multiple technology suppliers at a future ten-gate terminal. It supports integration-prime participation and a forecast mechanism, not a disclosed share or completed 2025 revenue. ([portauthoritybuilds.com](https://www.portauthoritybuilds.com/redevelopment/us/en/jfk/planned-projects/terminal-xx.xx/news/jfk-millennium-partners-selects-k2-to-deliver-state-of-the-art-s.html))

· Evidence informing forecast-year allocation inputs; displayed values and growth are calculated: The March xx.xx 2025 appointment assigns procurement and deployment coordination across multiple technology suppliers at a future ten-gate terminal. It supports integration-prime participation and a forecast mechanism, not a disclosed share or completed 2025 revenue. ([portauthoritybuilds.com](https://www.portauthoritybuilds.com/redevelopment/us/en/jfk/planned-projects/terminal-xx.xx/news/jfk-millennium-partners-selects-k2-to-deliver-state-of-the-art-s.html))

· Evidence informing base-year allocation inputs; displayed values and growth are calculated: The March xx.xx 2025 appointment covers baggage CT and automated bin-return equipment for a future xx.xx-gate terminal, with phased opening planned for 2026-2028. It establishes new-installation activity, not attributable 2025 receipts; wider airport investment and person-only technologies are excluded.

· Evidence informing forecast-year allocation inputs; displayed values and growth are calculated: The March xx.xx 2025 appointment covers baggage CT and automated bin-return equipment for a future xx.xx-gate terminal, with phased opening planned for 2026-2028. It establishes new-installation activity, not attributable 2025 receipts; wider airport investment and person-only technologies are excluded.

79. CATSA Corporate Plan 2024-25 to 2028-29 Summary - Key Corporate Risks

· Evidence informing base-year allocation inputs; displayed values and growth are calculated: The authority reports transferring maintenance of most screening equipment to KPrime in 2023/xx.xx. This establishes a separately contracted maintenance relationship, without a baggage-only payment split. ([catsa-acsta.gc.ca](https://www.catsa-acsta.gc.ca/en/publications/key-corporate-risks))

80. Leidos wins TSA logistics contract

· Evidence informing base-year allocation inputs; displayed values and growth are calculated: The January xx.xx 2025 announcement describes an eight-year, USD xx.xx maximum sustainment contract covering xx.xx equipment units at over xx.xx locations with manufacturer coordination. Annualization and baggage/third-party attribution in the model are explicit assumptions. ([leidos.com](https://www.leidos.com/insights/leidos-wins-tsa-logistics-contract))

· Evidence informing forecast-year allocation inputs; displayed values and growth are calculated: The January xx.xx 2025 announcement describes an eight-year, USD xx.xx maximum sustainment contract covering xx.xx equipment units at over xx.xx locations with manufacturer coordination. Annualization and baggage/third-party attribution in the model are explicit assumptions. ([leidos.com](https://www.leidos.com/insights/leidos-wins-tsa-logistics-contract))

81. Checkpoint Transformation: Malta International Airport Streamlines Passenger Flow with Smiths Detection
    - Evidence informing base-year allocation inputs; displayed values and growth are calculated: Seven conventional automated lanes were replaced by six CT-equipped lanes, with final commissioning in January 2025. This is a counterexample to equating capacity improvement with net additional equipment.
    - Evidence informing forecast-year allocation inputs; displayed values and growth are calculated: Seven conventional automated lanes were replaced by six CT-equipped lanes, with final commissioning in January 2025. This is a counterexample to equating capacity improvement with net additional equipment.
    - Evidence informing base-year allocation inputs; displayed values and growth are calculated: The complete checkpoint replacement illustrates why an offering described commercially as an upgrade can belong to System Replacement. The seven-year service commitment is not counted wholly as installation-year revenue.
    - Evidence informing forecast-year allocation inputs; displayed values and growth are calculated: The complete checkpoint replacement illustrates why an offering described commercially as an upgrade can belong to System Replacement. The seven-year service commitment is not counted wholly as installation-year revenue.
82. iCMORE - Smiths Detection
    - Evidence informing forecast-year allocation inputs; displayed values and growth are calculated: The current commercial offering describes a software-upgrade path while qualifying additional hardware requirements by machine type and age. This constrains forecast eligibility assumptions; product availability does not measure adoption or revenue.

19. Competitive Landscape

19.1. Market Share Analysis, 2025

[illegible] ECAC evaluation does not itself settle national deployment approval, and the UK's conventional X-ray exception shows why the access boundary differs by product category. New entrants should pursue the application and contracting role they can substantiate rather than present every airport-security capability as a replacement for an incumbent baggage system.

[illegible] Nimrod Engineering Pte. Ltd. still requires a named offered configuration and current appointment; AERO Corporation Co Limited requires confirmation of its continuing supplier and support relationship; and IPS Securex Holdings Limited requires renewed baggage-specific distribution and airport-contract evidence before its historical portfolio can establish an executable alternative.

Mexico provides a useful contrast between advertised representation and buyer-documented selection. SEGMAN S.A. [illegible]

[illegible] LTDA.'s Ecuador aviation-authority record is historical

and does not establish continuing appointment. Buyers should require country-, product- and site-specific backing before substituting a regional counterparty.

[illegible] A rental or support-led route can suit a temporary or retained-equipment requirement, but its attractiveness depends on the actual equipment, acceptance, continuity and termination obligations. These broad descriptions do not establish identical airport service coverage.

Middle Eastern channel portfolios should be compared by the originating product and the obligations accepted locally. Arabian Business Machines offers Rapiscan baggage and hold-baggage equipment; Qatar Security Systems Company advertises Smiths Detection distribution and integration; Al Fajer Trading L.L.[illegible]

Newly documented regional propositions add sourcing choices without establishing airport adoption. [illegible] A local partnership route is preferable to direct entry only where it contributes enforceable access and delivery obligations that the entrant cannot otherwise provide.

European alternatives include both product channels and integration businesses. HTDS offers Rapiscan RTT110 with hold-baggage planning and integration assistance. [illegible]

[illegible]

Southern African offers demonstrate different equipment-ownership and service routes. HISSCO International describes an airport equipment-and-maintenance lease relationship, HAB International presents a Rapiscan dealer proposition, Parnis Airport Services describes hold-baggage engineering and maintenance experience, and ATL-SA advertises hand- and hold-baggage technology services. [illegible]

In Ghana, Westminster Group Plc identifies AWLS Ghana Limited as an equipment-supply and maintenance contact, supporting a local route without establishing equity ownership or an individual airport award. [illegible] Local presence can facilitate coordination, but it is not a substitute for the relevant appointment and support commitment.

[illegible] Codexpro publishes a Smiths Detection hand-baggage product in Morocco, but the applicable appointment and current airport contract remain to be confirmed. A supplier seeking a regional partner should assess the precise technology, territory and continuing obligations rather than extrapolate a historical airport program into unrestricted current access.

[illegible] For Securex Agencies (K) Limited, KGT Kenya Limited, Achelis Kenya Limited, Radworks Trading Limited, Magenta (K) Ltd and Circuit Business Systems Limited, the unresolved distinction is the executed equipment-and-support responsibility beyond bidding or joint-bid participation. Buyers should establish the contracting entity, manufacturer backing and allocation within any consortium before using those relationships as evidence of a delivered alternative.

[illegible]

■■■■■■■■■■■■ The relevant comparison is the proposed software license and scanner-support arrangement, not the distributor's wider equipment catalog. A separately sourced application can preserve an installed equipment choice, but only where the customer obtains the necessary interface rights, continuing updates and accepted allocation of change responsibility.

Figure 32. Global Airport Baggage Screening Systems Market Share, by Key Player, 2025

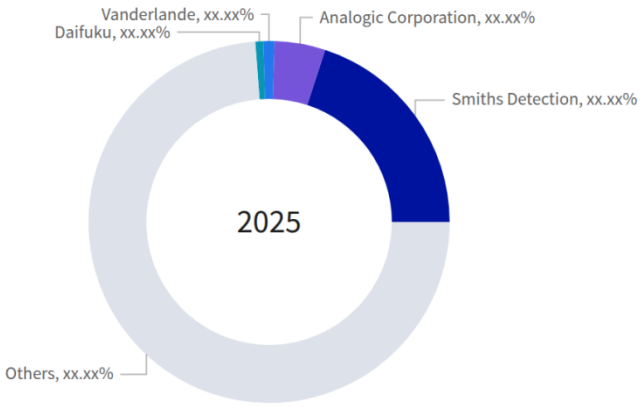

Table 660. Global Airport Baggage Screening Systems Market Share, by Key Player, 2025

Key Player	Share (%)
Agilent Technologies	xx.xx
Alstef Group	xx.xx
Analogic Corporation	xx.xx
Astrophysics Inc.	xx.xx
Brock Solutions	xx.xx
Bruker	xx.xx
Cassioli	xx.xx
Daifuku	xx.xx
K'(Prime) Technologies Inc.	xx.xx
K2 Security Screening Group	xx.xx
SeeTrue	xx.xx
Smiths Detection	xx.xx
SureScan Corporation	xx.xx
Vanderlande	xx.xx
Westminster Group Plc	xx.xx
Others	xx.xx

Sources & Evidence

1. ECAC Common Evaluation Process (CEP) of security equipment
   · ECAC distinguishes configuration evaluation from national equipment approval. ([ecac-ceac.org](https://ecac-ceac.org/activities/security/common-evaluation-process-cep-of-security-equipment))
2. Aviation security screening approved equipment list
   · UK guidance distinguishes approved categories and states that conventional X-ray equipment needs no specific departmental approval. ([gov.uk](https://www.gov.uk/government/collections/aviation-security-screening-approved-equipment-list))
3. SEGMAN S.A. DE C.V. - Smiths Detection
   · SEGMAN advertises Smiths Detection equipment and support; exclusivity is its own representation. ([segman.com](https://segman.com/smithsdetection.html))
4. CT X-ray Machine & SmartLane by SureScan | EBISTRADE
   · EBISTRADE advertises SureScan baggage and checkpoint products as a commercial channel. ([ebistrade.com](https://ebistrade.com/en/solution/security/ct-x-ray-inspection))
5. X 線検査装置 Rapiscan | 全日空商事株式会社
   · ALL NIPPON AIRWAYS TRADING markets Rapiscan equipment with installation and maintenance support. ([anatc.com](https://www.anatc.com/security/))
6. Airport Support Business | JAPAN AEROSPACE
   · JAPAN AEROSPACE presents MV3D, ClearScan and ProPassage with airport support services. ([j-aero.co.jp](https://www.j-aero.co.jp/en/divisions/technical.html))
7. SeeTrue | Paradym
   · Paradym advertises SeeTrue representation and support across Australia, New Zealand and the Pacific. ([paradym.co](https://paradym.co/seetrue/))
8. Mexico City Airport - Award Notice LA-09-KDN-009KDN001-T-31-2024
   · Mexico City's official notice identifies SEGTEC in the May xx.xx 2024 mixed security-equipment award, not completed commissioning. ([sidof.segob.gob.mx](https://sidof.segob.gob.mx/notas/docFuente/xx.xx))
9. Equipos Especializados | CODISEI
   · CODISEI catalogs named baggage scanners without establishing an airport installation. ([codisei.com.mx](https://codisei.com.mx/productos/equipos-especializados/))
10. X-Ray Scanners | Visiontec Systems
    · Visiontec's catalog spans parcel and cargo scanners rather than establishing a specific passenger-property airport offer. ([visiontecsystems.com](https://visiontecsystems.com/product-category/threat-identification/x-ray-scanners/))
11. Equipaje de Mano | Hemiscan
    · Hemiscan lists Rapiscan checkpoint equipment in its cabin-baggage catalog. ([hemiscan.cl](https://www.hemiscan.cl/aeroportuarias-equipaje-mano))
12. EDS CT | Unlimited Systems
    · Unlimited Systems advertises Rapiscan RTT110 in its hold-baggage portfolio. ([unlimited-systems.com](https://www.unlimited-systems.com/edsct))
13. Sistemas de Rayos X | Dainippon
    · Dainippon publishes a Smiths Detection X-ray equipment catalog. ([dainippon.com.ar](https://www.dainippon.com.ar/index.php/productos/sistemas-de-rayos-x))
14. Línea Smiths Detection | Detecta
    · Detecta publishes Smiths Detection inspection products; the catalog does not establish current appointment terms. ([detectacorp.com](https://www.detectacorp.com/linea-smiths-detection))
15. Security Screening | Caribe Service
    · Caribe Service advertises Rapiscan-related airport screening installation, maintenance and spares. ([caribeserviceinc.com](https://www.caribeserviceinc.com/security-screening))

16. Nosotros / About | RexSecurity
    - RexSecurity describes a RexCargo security-division origin and Rapiscan distribution and local support. ([rexsecurity.com](https://www.rexsecurity.com/about.html))
17. Resolución DGAC-YA-2018-0201-R
    - Ecuador's December xx.xx 2018 aviation-authority record documents ELECTROCOMREP's historical equipment-maintenance relationship. ([aviacioncivil.gob.ec](https://www.aviacioncivil.gob.ec/wp-content/uploads/downloads/2019/xx.xx/DGAC-YA-2018-xx.xx-R.pdf))
18. Aeroportos | Aerotech do Brasil
    - Aerotech advertises airport equipment sales, rental, maintenance and training services. ([aerotechdobrasil.com.br](https://www.aerotechdobrasil.com.br/aeroportos/))
19. Servicios | Setronix Rayos X
    - Setronix advertises baggage-inspection sales, maintenance and rental arrangements. ([setronixrayosx.com](https://www.setronixrayosx.com/servicios/))
20. Historia y Trayectoria | AMD Import Uruguay
    - AMD Import describes Uruguayan equipment representation and after-sales activity, including airport operators among customers. ([amdimport.com](https://amdimport.com/historia.html))
21. Mitmir - Security Equipment and Services
    - Mitmir presents Smiths Detection-related security equipment and service activity. ([mitmir.com.uy](https://www.mitmir.com.uy/))
22. Segurança & Inspeção com Raio X | TechScan
    - TechScan advertises X-ray inspection with installation, maintenance, rental and training services. ([techscan.com.br](https://techscan.com.br/solucoes/seguranca-e-inspecao-com-raio-x/))
23. Soluções | Ground Security Systems
    - Ground Security Systems advertises airport X-ray inspection without identifying an originating manufacturer. ([groundsecurity.com.br](https://groundsecurity.com.br/solucoes/))
24. Servicios | ProXcan
    - ProXcan advertises equipment supply and integrated inspection for airport luggage and customs applications. ([proxcan.com](https://www.proxcan.com/servicios.html))
25. Baggage Scanning | Arabian Business Machines
    - Arabian Business Machines offers Rapiscan baggage and hold-baggage screening equipment. ([abmsate.com.sa](https://abmsate.com.sa/products/baggage-scanning/))
26. Detection & Screening | Qatar Security Systems Company
    - Qatar Security Systems advertises Smiths Detection distribution and integration; exclusivity remains a supplier assertion. ([qss.qa](https://www.qss.qa/detection-screening/))
27. Security Screening | Al Fajer Trading
    - Al Fajer advertises baggage-screening equipment and an Astrophysics-related distribution and service proposition. ([fajerest.com](https://fajerest.com/security-screening/))
28. Security and Enforcement | Intercol
    - Intercol presents Rapiscan equipment in its security and enforcement business. ([intercol.com](https://www.intercol.com/Verticals/Technology/SecurityandEnforcement/ArticleHeaderContent.aspx))
29. X-ray & Scanners | HBA System Integrators
    - HBA advertises airport baggage-screening integration expertise without establishing a particular airport work package. ([hba.co.il](https://www.hba.co.il/untitled))
30. Projects Division | Rajab & Silsilah
    - Rajab & Silsilah describes airport projects and equipment integration and maintenance activities. ([rajabandsilsilah.com](https://rajabandsilsilah.com/company-divisions/projects-division/))

31. Checkpoint Inspection | The Integrated Systems
    - The Integrated Systems publishes a checkpoint-inspection proposition without establishing a named airport contract. ([tis.ae](https://www.tis.ae/checkpoint-inspection))
32. Solutions | Arempa
    - Arempa's catalog includes baggage, hold-baggage and tray-return offerings; exact appointment and work-package terms remain unresolved. ([arempa.com](https://arempa.com/solutions/))
33. X-Ray Security Scanner Solutions
    - Security Solutions Experts' site advertises field maintenance, parts and project support, not unrestricted manufacturer access. ([x-raysolutions.com](https://www.x-raysolutions.com/solutions))
34. Leidos and Saudi Arabia's National Security Services Screening Cooperation
    - The May xx.xx 2025 release describes SAFE's memorandum with Leidos as a cooperation framework for Saudi screening and localized services. ([investors.leidos.com](https://investors.leidos.com/node/xx.xx/pdf))
35. X-Ray Baggage Scanner Supplier in UAE | Bharti Technologies
    - Bharti advertises sourced baggage scanners, installation, training and after-sales support in the UAE. ([bhartitec.ae](https://www.bhartitec.ae/detector/xray-baggage-scanner/))
36. About Tuwaiq Technology
    - Tuwaiq advertises baggage-screening and lifecycle services for Saudi Arabia and the GCC without naming an accepted airport deployment. ([tuwaiqtechnology.com](https://tuwaiqtechnology.com/about-us/))
37. Critical Infrastructure Protection | ZiraTrade LLC
    - ZiraTrade advertises airport-oriented prime integration and lifecycle support without substantiating a named airport award on this page. ([ziratrade.com](https://www.ziratrade.com/infrastructure-protection.html))
38. Hold Baggage Screening | HTDS
    - HTDS offers Rapiscan RTT110 with hold-baggage planning and integration assistance. ([htds.fr](https://www.htds.fr/en/security/applications/hold-baggage-screening/))
39. Hold Baggage Screening | EAS Envimet
    - EAS Envimet lists eXaminer hold-baggage products; the catalog does not settle successor appointment or contract continuity. ([envimet.com](https://www.envimet.com/en/security/baggage-screening/))
40. Baggage & Parcel Screening | Detectnology
    - Detectnology advertises Gilardoni baggage equipment and supply, support and maintenance services. ([detectnology.co.uk](https://detectnology.co.uk/baggage-parcel-screening))
41. Our Services | Visiom
    - Visiom describes screening engineering, installation and maintenance services. ([visiom.com](https://www.visiom.com/en/our-group/our-services/))
42. Airports | Danlex
    - Danlex advertises cabin- and hold-baggage solutions and names technology partners. ([danlex.bg](https://www.danlex.bg/airports/))
43. Airport & Aviation Security Solutions | unival group
    - unival group advertises an integrated airport and aviation-security proposition. ([unival-group.com](https://unival-group.com/en/solutions/airports-and-aviation-security))
44. New Security Screening Systems for Rzeszów Airport | Dimark
    - Dimark identifies a Rzeszów airport screening consortium with ANGLOSEC without separating their individual contractual duties. ([dimark.eu](https://dimark.eu/new-security-screening-systems-for-rzeszow-airport/))
45. Trace Detectors and X-Ray Equipment Lease for a South African Airport | HISSCO
    - HISSCO describes an airport equipment lease with maintenance; the record does not establish present site coverage. ([hisscoint.com](https://www.hisscoint.com/trace-detectors-xx.xx-year-lease-of-x-ray-equipment-set-for-south-african-airport/))
46. About Us | HAB International
    - HAB presents a Southern African Rapiscan dealer proposition. ([hab.co.za](https://www.hab.co.za/about-us/))

47. About Us | Parnis Airport Services
· Parnis describes airport engineering and hold-baggage screening maintenance experience. ([parnis.co.za](https://www.parnis.co.za/about-us/))
48. Services | ATL-SA
· ATL-SA advertises hand- and hold-baggage screening technology services. ([atl-sa.com](https://www.atl-sa.com/services))
49. Ghana | Westminster Group
· Westminster lists AWLS Ghana as an equipment-supply, installation and maintenance contact, not an equity-ownership disclosure. ([wg-plc.com](https://www.wg-plc.com/ghana))
50. Products | Modern Digital Electronics Limited
· Modern Digital Electronics publishes screening-equipment offerings. ([mdegh.com](https://mdegh.com/products/))
51. X-Ray Luggage Baggage Scanner | Hiphen Solutions
· Hiphen advertises baggage scanners for intended airport applications, not a named completed airport installation. ([hiphensolutions.com](https://hiphensolutions.com/x-ray-luggage-baggage-scanner/))
52. Our Services | Westport Security Nigeria Limited
· Westport describes equipment supply alongside aviation-security operations, requiring separation of technical supply from labor. ([westportng.com](https://westportng.com/services))
53. Egyptian Ministry of Defence Chooses Smiths Detection Aviation Security Systems
· Smiths Detection's 2016 Egyptian airport announcement identifies Falcon Group and ITI in different commercial roles. ([smithsdetection.com](https://www.smithsdetection.com/press-releases/egyptian-ministry-defence-chooses-smiths-detection-provide-advanced-aviation-security-systems/))
54. HI-SCAN 6040-2is | Codexpro
· Codexpro publishes a Smiths Detection hand-baggage product offering. ([codexpro.ma](https://codexpro.ma/produit/hi-scan-xx.xx-2is/))
55. Public Procurement Administrative Review Board - Application 53/2025
· Application xx.xx/2025 records Blits Proof's procurement review and remedy, not installation acceptance. ([ppra.go.ke](https://ppra.go.ke/?mdocs-file=xx.xx))
56. EyeFox by Neural Guard | Point Security
· Point Security lists NeuralGuard's EyeFox as a commercial software-channel offering. ([pointsecurityinc.com](https://pointsecurityinc.com/eyefox-by-neural-guard/))
57. Equipment / Material Procurement and Supply | Multi-net Group
· Multi-net's general procurement-and-supply description does not establish a separable baggage-screening offer or airport delivery. ([multinetnigeria.com](https://www.multinetnigeria.com/PROCUREMENT.php))
58. SureScan Celebrates 100th x1000 Explosive Detection System (EDS)
· Evidence informing base-year company-share estimates: The April xx.xx 2025 announcement identifies SureScan's 100th x1000 and its intended Bergen Airport destination. This supplies a cumulative commercial-cohort anchor, not xx.xx annual sales or a verified active fleet.
59. SureScan Celebrates a Year of Innovation, Expansion, and Milestone Achievements
· Evidence informing base-year company-share estimates: The December xx.xx 2025 review reports delivery of the 100th x1000 and identifies continuing checkpoint and automation activity.
· Evidence informing base-year company-share estimates: The same review still describes the Las Vegas deployment as being planned, qualifying recognition of the earlier xx.xx-system selection as completed 2025 equipment receipts.

60. SureScan Expands Airport Security Portfolio with Acquisition of WO Airport Interior A/S
    - Evidence informing base-year company-share estimates: The April 2025 acquisition announcement establishes WO Airport Interior's addition to SureScan's automation portfolio, supporting partial-year group attribution rather than full-year consolidation.
    - Evidence informing base-year company-share estimates: The announcement does not disclose acquired-business revenue, annual lane sales or intra-group eliminations; those model inputs remain assumptions.
61. Smiths Group PLC - Full Year Results for the 12 Months Ended 31 July 2025
    - Evidence informing base-year company-share estimates: FY2025 aviation original-equipment revenue of GBP xx.xx and aftermarket revenue of GBP xx.xx anchor the modeled baggage-scope and final-customer adjustments.
62. Smiths Group PLC - Half Year Results for the Six Months Ended 31 January 2026
    - Evidence informing base-year company-share estimates: HY2026 and HY2025 aviation equipment and aftermarket amounts support the approximate five-month calendar-year revenue bridge, not directly observed calendar-2025 receipts.
63. Bank of Canada - Annual Exchange Rates
    - Evidence informing base-year company-share estimates: 2025 annual averages of CAD xx.xx per GBP and CAD xx.xx per USD provide the cross-currency conversion used for the modeled numerator.
    - Evidence informing base-year company-share estimates: Provides the 2025 averages of xx.xx CAD/EUR and xx.xx CAD/USD used to convert the modeled euro numerator.
    - Evidence informing base-year company-share estimates: Provides the calendar-2025 average of xx.xx CAD/USD used to convert attributed Canadian-dollar service and parts receipts.
    - Evidence informing base-year company-share estimates: Provides xx.xx CAD/JPY and xx.xx CAD/USD for the broader airport-segment financial scale check, not as a substitute company-share denominator.
64. Analogic ConneCT Brochure - Version June 22, 2026
    - Evidence informing base-year company-share estimates: The June xx.xx 2026 brochure identifies more than xx.xx awarded TSA checkpoint lanes and distinguishes historical OEM activity from direct sales and service. The award cohort constrains a modeled scale but does not establish 2025 deliveries.
65. Analogic and Leidos Complete Combination of Security Enterprise Solutions Businesses
    - Evidence informing base-year company-share estimates: The combination with the specified Leidos businesses closed on October xx.xx 2026, supporting exclusion of acquired Leidos activity from the modeled historical 2025 Analogic numerator.
66. Astrophysics Inc. - X-Ray Machines and Security Scanning Systems
    - Evidence informing base-year company-share estimates: The company's reported cumulative footprint exceeds xx.xx systems across several markets. The model explicitly discounts that footprint for period, survival, airport scope and final-customer capture rather than treating it as annual airport sales.
67. Astrophysics Inc. - Aviation Security
    - Evidence informing base-year company-share estimates: The aviation portfolio distinguishes passenger checkpoint, hold-baggage and cargo scanners, supporting exclusion of cargo-only activity from the modeled baggage footprint.
68. Flughäfen - Vanderlande
    - Evidence informing base-year company-share estimates: Reports more than xx.xx airport references and more than xx.xx checkpoint lanes, supplying commercial footprint anchors rather than annual sales.
69. Vanderlande completes acquisition of Siemens Logistics in Europe, Asia and Middle East
    - Evidence informing base-year company-share estimates: Corroborates the May xx.xx 2025 completion announcement for Siemens Logistics operations outside the United States; supports the ownership and nonduplication boundary, not revenue.

70. Checkpoint Security Screening - Daifuku
- Evidence informing base-year company-share estimates: The March-2025 brochure lists six airport lane references totaling xx.xx: Schiphol xx.xx Munich xx.xx Houston xx.xx San Francisco xx.xx Denver xx.xx and Portland xx.xx.
- Evidence informing base-year company-share estimates: The referenced lanes support the installed-cohort model; they are not represented as new 2025 deliveries.

71. DAIFUKU PROFILE 2026
- Evidence informing base-year company-share estimates: Reports FY2025 airport-industry sales of JPY xx.xx and identifies airport security-lane offerings; used only to check the narrower modeled screening numerator against the wider airport business.

72. Solutions for Airports and Airlines | Daifuku Airport Solutions
- Evidence informing base-year company-share estimates: Identifies more than xx.xx airport references across a wider portfolio, constraining the model's airport-site scale without establishing screening coverage at every reference.

73. Logis-Tech Tokyo 2024: Daifuku's Latest Technologies and Future Automation Solutions
- Evidence informing base-year company-share estimates: Reports more than xx.xx commercial mobile inspection-table systems across ten U.S. airports, supporting an included screening-automation stock cohort; no technical operating details are used.

74. Alstef Group 2024 CSR Report
- Evidence informing base-year company-share estimates: Reports 2024 turnover of EUR xx.xx with xx.xx% airport activity, providing the business-line anchor for an explicitly modeled 2025 screening-only bridge.

75. Baggage Handling Systems | Airport BHS Solutions - Alstef Group
- Evidence informing base-year company-share estimates: Identifies hold-baggage screening integration within wider BHS projects, including a Bucharest reference with five screening machines and xx.xx check-in conveyors.
- Evidence informing base-year company-share estimates: Supports exclusion of unrelated handling and infrastructure rather than treating all airport revenue as screening revenue.

76. SeeTrue Marks Milestone with Over 100 X-ray Checkpoint Installations of Advanced AI-Based Threat Detection Software
- Evidence informing base-year company-share estimates: The December xx.xx 2024 announcement reports the 100th operational lane across several sectors, constraining the opening installed cohort without establishing airport-only or fully paid licenses.

77. APIDS for CT Screening | ECAC-Approved AI - SeeTrue
- Evidence informing base-year company-share estimates: Identifies separately supplied APIDS software and named CT combinations, supporting software-only attribution rather than primary-scanner revenue.

78. Westminster Group launches AI-enhanced X-ray screening capability with SeeTrue
- Evidence informing base-year company-share estimates: The April xx.xx 2026 partnership announcement establishes a later commercial route; it is excluded as a source of 2025 revenue or proof of paid base-year adoption.

79. Bruker Secures Multi-Year Contracts for Explosives and Chemical Trace Detection in Aviation and Defense Sectors
- Evidence informing base-year company-share estimates: Identifies airport ETD quantities for Brussels, Scandinavia, Saudi Arabia and Incheon, constraining the modeled equipment cohort.
- Evidence informing base-year company-share estimates: The aggregate order figure also includes defense and cargo activity and is not used as baggage-screening revenue.

80. Bruker to Provide 60 Explosives Trace Detectors for Zuerich Airport
- Evidence informing base-year company-share estimates: The 2023 company announcement identifies a xx.xx-unit Zurich ETD program planned across 2024-2025; the model applies an assumed 2025 recognition fraction rather than claiming completed delivery.

81. Nanalysis Announces Fourth Quarter and Full Year 2025 Results
    - Evidence informing base-year company-share estimates: Reports calendar-2025 security-services revenue of C$xx.xx and flow-through inventory revenue of C$xx.xx, supplying the modeled maintenance/parts numerator before baggage attribution.
    - Evidence informing base-year company-share estimates: Reports xx.xx% full-year service gross margin, qualifying any assumption of automatic economic superiority.
82. About Us | K'(Prime) Technologies
    - Evidence informing base-year company-share estimates: Identifies K'(Prime)'s Nanalysis ownership and five-year C$xx.xx CATSA maintenance appointment; the contract ceiling is only a scale comparator, not annual realized revenue.
83. Baggage Handling Systems - Brock Solutions
    - Evidence informing base-year company-share estimates: Reports more than xx.xx sortation/controls projects and over xx.xx years of experience, supplying a historical workload-scale proxy rather than an observed annual screening-revenue figure.
84. Brock Solutions' Automated in-Line EDS Baggage Screening System Technology Recertified With the US Government's Department of Homeland Security
    - Evidence informing base-year company-share estimates: The historical commercial announcement identifies screening-related controls, software, integration and commissioning within Brock's broader baggage portfolio; it does not establish current authorization or all-BHS inclusion.
85. Contract for West Side Baggage Handling System Servers - Software Replacement
    - Evidence informing base-year company-share estimates: The 2017 airport contract identifies Brock Solutions US Systems LLC as a direct software-replacement counterparty; it supports a direct-contract route but supplies no realized 2025 screening revenue.
86. United Launches CBP's International Remote Baggage Screening on Select International Flights
    - Evidence informing base-year company-share estimates: United's September xx.xx 2025 announcement names Brock in the Sydney-San Francisco remote-baggage arrangement, establishing current participation without disclosing Brock's consideration or complete contractual scope.
87. Airport Checkpoint & Passenger Screening Systems | Security Screening
    - Evidence informing base-year company-share estimates: Describes approximately xx.xx years of relevant activity and more than xx.xx projects, constraining the historical annual-workload proxy without establishing the 2025 project count.
88. Security Checkpoint in Airport | Project Security Screening
    - Evidence informing base-year company-share estimates: Identifies property-screening installation examples at LaGuardia, Atlanta and LAX, supporting the lane-workload comparison and separation from person-screening and unrelated programs.
89. Clark County - File 25-2763: Transportation Screening Equipment Deployment
    - Evidence informing base-year company-share estimates: Records the August xx.xx 2025 approval of a USD xx.xx deployment ceiling with expected completion by December xx.xx 2026 and mixed baggage/person scope.
    - Evidence informing base-year company-share estimates: Supports a scope- and realization-adjusted scale check, not direct recognition of the full ceiling as annual revenue.
90. JFK Millennium Partners Selects K2 to Deliver State-of-the-Art Security Screening Checkpoint at new JFK Terminal 6
    - Evidence informing base-year company-share estimates: The March xx.xx 2025 buyer announcement appoints K2 to procure, install and deploy the Terminal xx.xx checkpoint, supporting an integration-prime role without establishing completed delivery or 2025 recognized receipts.
91. Agilent Technologies Acquires Raman Spectroscopy Innovator, Cobalt Light Systems
    - Evidence informing base-year company-share estimates: Reports more than xx.xx checkpoint devices across more than xx.xx airports in 2017; supplies a historical commercial-stock reference, not 2025 sales or a current fleet census.

92. Agilent Deploys Next Generation Explosive Detection System at London Heathrow Airport
· Evidence informing base-year company-share estimates: Documents deployment of a new Insight200M fleet at Heathrow during 2022, supporting continued replacement activity without disclosing the modeled annual quantity.
93. Agilent Announces New Insight Series Alarm Resolution Systems for Airport Security Screening
· Evidence informing base-year company-share estimates: The September xx.xx 2025 launch confirms continuing Insight-family airport alarm-resolution offerings and their supplementary relationship to cabin-baggage imaging; it does not disclose revenue.
94. Cassioli at the heart of the new terminal at Milan Bergamo Airport: security area inaugurated with FAST2CHECK technology
· Evidence informing base-year company-share estimates: Identifies xx.xx Cassioli Fast2Check lanes at the Bergamo security area inaugurated in November 2025, with separately supplied Smiths Detection equipment.
95. Aviation Case Study - Aeroporto G. Marconi di Bologna
· Evidence informing base-year company-share estimates: Specifies eight Cassioli lanes in Bologna's joint checkpoint project and phased commissioning concluding in March 2025; supports the narrower modeled project quantity.
96. Cassioli's Fast2Check at the Heart of Bologna Airport's Security Enhancement: Efficiency and Technology for an Improved Passenger Experience
· Evidence informing base-year company-share estimates: Reports xx.xx new Bologna screening lanes, creating a material scope conflict with the eight-lane joint case study; the conflict is retained rather than treated as verified annual shipments.
97. Cassioli Will Supply the New ATRS Fast2Check Systems for Malta Airport
· Evidence informing base-year company-share estimates: Identifies a six-lane Fast2Check award for Malta in partnership with Smiths Detection; supplies a project quantity but not calendar-2025 recognition or final-seller consideration.
98. Cassioli Airport Division - 2025 Brochure
· Evidence informing base-year company-share estimates: The company-authored airport brochure reports more than xx.xx operating European ATRS lanes and separately describes screening-equipment integration; supports a stock reference and the included commercial scope, not annual revenue.
99. Westminster Group Plc - Interim Results for the Six Months to 31 December 2024
· Evidence informing base-year company-share estimates: Separates technology from managed-service revenue for the six months ended December xx.xx 2024 and describes a USD xx.xx two-airport upgrade nearing completion in March 2025.
· Evidence informing base-year company-share estimates: Describes the four-airport Gabon managed-services contract and expected USD xx.xx first-xx.xx-month revenue; these broader figures are not used as baggage-only realized sales.
100. Westminster Group - News Archive
· Evidence informing base-year company-share estimates: Records the June xx.xx 2025 announcement of Gabon airport-security commencement, supporting the model's approximate seven-month activity bridge rather than full-year realization.
101. Complete Security at Freetown International Airport
· Evidence informing base-year company-share estimates: Describes Freetown's broad airport-security relationship, including passenger and baggage screening; supports separating technical commitments from the wider managed operation, not the assumed equipment count or support fee.

19.2. Market Concentration Analysis, 2025

Control over commercially usable alternatives depends on ownership and contractual rights rather than the number of historical brands. ■■■■■■■■ ■■■■■■■■■■■■■ ■■■■■■■■■■ ■■■■■■■■■■■■ ■■■■ ■■■ ■■■■■■■■■ ■■■■■■ ■■■■■■■■■■ ■■■■■■ ■■■■■■■■■■ ■■■■■■■■■ ■■■■■■■■■ ■■■■■■■■■■ ■■■■■ ■■■■■■ ■■■■■■■■■■ ■■■■■■■■■■■■■ ■■■■■■■■■ ■■■■■■■■■■■■ ■■

[illegible] Broader group portfolios may simplify procurement, but neither transaction establishes harmonized warranties, licenses or individual contract assignments.

Software and interfaces are important control points, but the evidence does not support an assumption of universally closed supply. [illegible] Buyer bargaining improves only when an alternative is both supported and contractually usable.

Maintenance can be concentrated through a service contract without concentrating equipment origination. CATSA records its maintenance transition to KPrime Technologies, while Leidos' TSA sustainment announcement assigns manufacturer coordination and logistics responsibilities. [illegible] A local channel can contribute installation, language, logistics and support coordination, but manufacturer backing, territory and warranty escalation must be established for the actual offer. Multiple intermediaries are useful negotiating alternatives only where their rights and obligations are independently executable.

[illegible] The venture's executed licensing, contracting allocation and customer access remain unresolved. A prospective partner should establish who can grant the required rights and accept continuing obligations before treating the venture as an account-access route.

[illegible]

[redacted] Preserving both names does not substantiate separate competitive control. Buyers should establish the legal supplier and relevant business rights before relying on either legacy naming or apparent roster breadth.

Sources & Evidence

1. Leidos wins TSA logistics contract
   · Leidos' TSA sustainment announcement assigns manufacturer coordination, maintenance and logistics responsibilities. ([investors.leidos.com](https://investors.leidos.com/news-releases/news-release-details/leidos-wins-tsa-logistics-contract))
2. Analogic and Leidos Complete Combination of Security Enterprise Solutions Businesses
   · Analogic announced completion of the specified Leidos-business combination on October xx.xx 2026, changing common ownership. ([analogic.com](https://www.analogic.com/press-release-analogic-and-leidos-complete-combination-of-security-enterprise-solutions-businesses/))
3. Aviation & Critical Infrastructure
   · ProSight is advertised as connecting screening equipment, algorithms and third-party information. ([analogic.com](https://www.analogic.com/aviation-critical-infrastructure/))
4. Digital Innovation
   · Multi-vendor positioning counters a universally closed-platform assumption without establishing customer-specific contractual rights. ([smithsdetection.com](https://www.smithsdetection.com/digital-innovation/))
5. Explosive trace detection (ETD) systems: third party consumables
   · The UK maintains a dedicated third-party consumables list for approved trace-detection systems. ([gov.uk](https://www.gov.uk/government/publications/approved-explosive-trace-detection-systems-consumables))
6. Service
   · Smiths advertises direct manufacturer maintenance and tailored service, not a prospective site's executed coverage. ([smithsdetection.com](https://www.smithsdetection.com/service/))
7. Key Corporate Risks - CATSA
   · CATSA records transition of maintenance for most screening equipment to KPrime Technologies in 2023/xx.xx. ([catsa-acsta.gc.ca](https://www.catsa-acsta.gc.ca/en/publications/key-corporate-risks))
8. APIDS for CT Screening | ECAC-Approved AI - SeeTrue
   · Separately supplied APIDS provides a documented alternative to a manufacturer-only application model. ([seetrue.ai](https://www.seetrue.ai/apids-for-ct/))
9. SEGMAN S.A. DE C.V. - Smiths Detection
   · The advertised manufacturer channel is distinct from origination of the Smiths equipment. ([segman.com](https://segman.com/smithsdetection.html))
10. Falcone-Borsellino International Airport Selects SureScan x1000
    · The named partner relationship illustrates a channel distinct from the originating SureScan equipment. ([surescaneds.com](https://surescaneds.com/2023/xx.xx/falcone-borsellino-international-airport-selects-surescan-x1000/))
11. BigBear.ai and Smiths Detection Complete Testing and Integration
    · The named integration supplies counterevidence to an exclusively manufacturer-owned software model. ([bigbear.ai](https://bigbear.ai/newsroom/bigbear-ai-and-smiths-detection-complete-testing-and-integration-advancing-airport-security/))

12. Vanderlande Completes Acquisition of Siemens Logistics in Europe, Asia and Middle East
    · Vanderlande announced acquisition completion for Siemens Logistics in Europe, Asia and the Middle East; local contract succession remains separate.
    ([vanderlande.com](https://www.vanderlande.com/news-insights/vanderlande-completes-acquisition-siemens-logistics/))
13. Detection Technology Announces Rebranding of MultiX
    · Detection Technology's May xx.xx 2019 announcement states that it acquired and rebranded MultiX's business.
    ([deetee.com](https://www.deetee.com/company-release/detection-technology-announces-rebranding-of-multix/))
14. The Chertoff Group, SureScan and VMD Announce Gigaplex Joint Venture
    · The Gigaplex announcement identifies SureScan, VMD and The Chertoff Group as joint-venture participants, without establishing executed customer licensing terms.
    ([xceleratesolutions.com](https://xceleratesolutions.com/about-us/press-releases/vmd-corp-wins-140m-kansas-city-international-airport-recompete-copy/))

19.3. Recent Developments & Impact Analysis, 2025

Completed ownership changes have different competitive consequences. Analogic Corporation announced completion of its combination with the specified Leidos businesses on October xx.xx 2026, changing the independence of historical equipment alternatives. ■■■■■■ ■■■■■■■■■■■ ■■■■ ■■■ ■■■■ ■■■■■■■■■■ ■■■■ ■■■■■■■ ■■■■■ ■■ ■■■ ■■■■■■■■ ■■■■■■■■ ■■■■■■■■ ■■■ ■■■■■■■ ■■■■■■■■■ ■■■■■■■■ ■■■■■■ ■■■■■■■■■■■■ ■ ■■■■■■■■■■■ ■■■■ ■■■■■■■■ ■■■■■■■■■■■■■■■■■ ■■■■■■■■■■ ■■■■■■■ ■■■■■■ ■■■■■■■■■■■ ■■■■■ ■■■■■■■■ ■■■ ■■■■■■ ■■■■■■■ ■■■■■■■ ■■■■■■■■■ ■■■■■■■ ■■■■■■■■■■■■■ ■■■ ■■■■■■ ■■■■■■■ ■■■■■■■■■■■■ ■■ ■■■ ■■■■■■■■■■■ ■■■■■■ ■■■ ■■■ ■■■■■■■■■■ ■■■■■■■ ■■■■■■■■ ■■■■■■■ ■■■■■■■■■■■■ ■■■■■■■■■■ ■■■■■■■■■■ ■■■■■■■■ ■■■■■■■■■■ ■■ ■■■■■■■■ ■■■ ■■■■■■■

SureScan Corporation's completed IDSS acquisition, announced on April xx.xx 2024, expanded its checkpoint and checked-baggage portfolio. ■■■ ■■■ ■■ ■■■■■ ■■■■■■■■ ■■ ■■■■■■■■ ■■■■■■■■■■■■ ■■■■■■■■■■■■ ■■■■■■■■■■■ ■■ ■■■■■ ■■■■■ ■■■ ■■■■ ■■ ■■■■■■■■ ■■■■■■■■■■■■■ ■■■■■■■■■■■■ ■■■■■■■■■■■■■■ ■■■■■■■ ■■■■■■■■■■■■■ ■■■ ■■■ ■■■■■ ■■■■■■■■■■■■ ■■■■■■■■■■■■ ■ ■■■■■■■■ ■■■ ■■■■■ ■■■ ■■■■■■■■■■ ■■■■ ■■■■■ ■■■■■■■■■■■■ ■■■■■ ■■■■■■■■■■■■ ■■■■■■■ ■■■■■■■■■■ ■■■■■■■■■■■■ ■■■■■■■■ ■■ ■■■■■■■■■ ■■■■■■■■■■■ ■■■■■■■■■■■■ ■■■■ ■■ ■■■ ■■■■ ■■■■■■■■ ■■■■■■■ ■■■ ■■■■■■■■■■■■■ ■■■■■ ■■■■■■■■■■ ■■■■■■■■■■■■ An airport requiring an operating reference should obtain acceptance confirmation rather than treat either award announcement as completed commissioning.

Software partnerships create more specific equipment-retention options. ■■■■■■■■■■■■ ■■■■■■ ■■■ ■■■■ ■■■■■■■■■■■■ ■■■■■■■■■■ ■■■ ■■■■■■■■ ■■■■■■■■■■■ ■■■■ ■■■■■■■ ■■■■■■■■■ ■■■■■■■■ ■■■■ ■■■■■ ■■■■■ ■■■■■■■■■■■ ■■■■■ ■■■■■ ■■■■■ ■■ ■■■■ ■■■■■■■■■■■■ ■■■■■■■■■■■ ■ ■■■■■■■ ■■■■■■■■■■■ ■■■■■■■■■■■ ■■■ ■■■■■■■■ ■■■■■ ■■■ ■■ ■■■■■■■■■■■ ■■■ ■■■■■■■■■■ ■■■■■■ ■■ ■■ ■■■■■■■■■■ ■■■■■ ■■■■■■■■■■■ ■■ ■■■■■■■ ■■■■■■■■■■■■■ ■■■ ■■■■■■■■■■■■ ■■■■■■ ■■ ■■■■■ ■■■■■■■■■ ■■■■■■■■ ■■■■■■■■■ ■■■■■■ ■■■ ■■■■■■■■ ■■■■■■ ■■■■■■ ■■■■ ■ ■■■■■■■■■■■■■■■■ ■■■■■■■■■■■ ■■■■■■■ ■■ ■■■ ■■■■■■■ ■■■■■■■■■■■■■■■ ■■■■■■■■ ■■■■■■■■■■■ ■■■■■■■■ ■■■■■■■ ■■■ ■■■■■■■■ ■■■■■■■■■■ ■■■ ■■■■■■■■ The announcements do not establish equivalent paid airport adoption.

RESEARCH SAMPLE REPORT

Checkpoint redesign remains a different commitment from an operating replacement reference. BEUMER Group and HÖRMANN Klatt Conveyors GmbH's April xx.xx 2024 SECTRO partnership allocates market-facing and mechanical-supply responsibilities; HÖRMANN's 2025 reporting describes pilot and demonstration activity rather than establishing routine airport operation. [redacted]

Recent integration relationships also change who must participate in an executable offer. [redacted] Expansion depends on the relevant authorities, counterparties and support obligations accepting the proposed arrangement.

Sources & Evidence

1. Analogic and Leidos Complete Combination of Security Enterprise Solutions Businesses
   • The completed combination concerns the specified businesses; individual contract assignment and harmonized terms are not established. ([analogic.com](https://www.analogic.com/press-release-analogic-and-leidos-complete-combination-of-security-enterprise-solutions-businesses/))
2. JFK Millennium Partners Selects K2 to Deliver State-of-the-Art Security Screening Checkpoint at new JFK Terminal 6
   • K2's appointment involves authorities and technology providers, establishing a coordinated delivery-prime role. ([portauthoritybuilds.com](https://www.portauthoritybuilds.com/redevelopment/us/en/jfk/planned-projects/terminal-xx.xx/news/jfk-millennium-partners-selects-k2-to-deliver-state-of-the-art-s.html))
3. United Launches CBP's International Remote Baggage Screening on Select International Flights
   • United's September xx.xx 2025 announcement names Brock in the Sydney-San Francisco remote-baggage initiative, not blanket permission for other routes. ([united.mediaroom.com](https://united.mediaroom.com/2025-xx.xx-xx.xx-United-Launches-CBPs-International-Remote-Baggage-Screening-on-Select-International-Flights))
4. Smiths Detection completes transition to CVC Capital Partners
   • Smiths Detection announced completion of its ownership transition to CVC on June xx.xx 2026; individual guarantee changes are not established. ([smithsdetection.com](https://www.smithsdetection.com/press-releases/smiths-detection-completes-transition-to-cvc-capital-partners/))
5. SureScan Completes Acquisition of IDSS
   • SureScan announced completed acquisition of IDSS on April xx.xx 2024, expanding checkpoint and checked-baggage coverage. ([surescaneds.com](https://surescaneds.com/2024/xx.xx/surescan-completes-acquisition-of-idss/))

6. Airports of Thailand Awards SureScan Contract for Hold Baggage Screening System
   · The May xx.xx 2026 announcement records a Thai x1000 award for partial hold-baggage redevelopment, not completed acceptance.
   ([surescaneds.com](https://surescaneds.com/2026/xx.xx/airports-of-thailand-awards-surescan-contract-for-hold-baggage-screening-system/))
7. Westminster Group launches AI-enhanced X-ray screening capability with SeeTrue
   · Westminster's April xx.xx 2026 announcement establishes a SeeTrue enhancement partnership, not a named paid airport deployment.
   ([wg-plc.com](https://www.wg-plc.com/news/westminster-group-launches-ai-enhanced-x-ray-screening-capability-with-seetrue))
8. Agilent to Supply Next Generation Alarm Resolution Technology to U.S. Airport Security Screening Checkpoints ahead of FIFA World Cup 2026
   · Agilent's May xx.xx 2026 release reports a TSA bulk alarm-resolution award and intended deployment, not completed commissioning.
   ([agilent.com](https://www.agilent.com/about/newsroom/presrel/2026/19may-gp26010.html))
9. Micro-X Limited - DHS Extension Moves CT Baggage Scanner Towards Commercialisation
   · The extension establishes continuing funded development rather than an airport delivery or routine deployment commitment.
   ([app.sharelinktechnologies.com](https://app.sharelinktechnologies.com/announcement/asx/2024600ba70c54eaf78af19fd5a6b509))
10. BigBear.ai and Smiths Detection Complete Testing and Integration
    · The August xx.xx 2025 announcement establishes the integration proposition, not universal national approval or equivalent paid adoption.
    ([bigbear.ai](https://bigbear.ai/newsroom/bigbear-ai-and-smiths-detection-complete-testing-and-integration-advancing-airport-security/))
11. BEUMER Group and HÖRMANN Klatt Conveyors Strategic Partnership
    · The April xx.xx 2024 SECTRO partnership allocates BEUMER's market-facing responsibilities and HÖRMANN Klatt's mechanical contribution.
    ([hoermann-gruppe.com](https://www.hoermann-gruppe.com/en/news/press-releases/beumer-group-and-hormann-klatt-conveyors-agree-strategic-partnership))
12. HÖRMANN Industries GmbH Annual Report 2025
    · HÖRMANN's 2025 annual report describes SECTRO pilot and demonstration activity, not established routine airport operation.
    ([hoermann-gruppe.com](https://www.hoermann-gruppe.com/sites/gruppe/files/media/downloads/hoermann-geschaeftsbericht-2025-en.pdf))

19.4. Product Portfolio Analysis, 2025

Equipment alternatives must be matched to the baggage-screening application before portfolio breadth becomes commercially meaningful. ▪▪▪▪▪▪ ▪▪▪▪▪▪▪▪▪ ▪▪▪▪▪▪▪ ▪▪▪▪▪▪▪ ▪▪▪▪▪▪ ▪▪▪ ▪▪▪ ▪▪▪▪ ▪▪▪▪▪▪▪▪ ▪▪▪▪▪▪▪▪ ▪▪▪▪▪▪▪ ▪▪▪▪▪▪ ▪▪▪▪▪▪ ▪▪▪ ▪▪▪▪ ▪▪▪▪▪▪▪▪▪▪▪▪ ▪▪▪ ▪▪▪▪▪▪▪▪ ▪▪▪▪▪▪▪▪▪▪▪ ▪▪▪▪▪▪▪▪ ▪▪▪▪▪ ▪▪▪ ▪▪▪▪▪▪▪▪ ▪▪▪▪▪▪▪▪ ▪▪▪▪▪▪▪▪▪ ▪▪▪▪▪▪▪ ▪▪▪▪ ▪▪▪▪▪▪▪▪▪ ▪▪▪▪▪▪▪▪▪▪ ▪▪▪▪▪▪▪▪ ▪▪▪▪▪▪▪▪▪▪▪▪ ▪▪▪▪▪▪▪▪ ▪▪▪▪▪▪▪▪▪▪ ▪▪▪▪ ▪▪▪▪▪▪▪▪▪ ▪▪▪▪▪▪▪▪▪▪ ▪▪▪▪▪▪▪▪▪▪ ▪▪▪ ▪▪▪▪▪▪▪▪ ▪▪ ▪▪▪ ▪▪▪▪▪▪▪▪ ▪▪▪▪▪▪▪▪▪▪ ▪▪▪▪▪▪▪▪ ▪▪▪▪▪▪▪▪ ▪▪▪▪▪ ▪▪ ▪▪▪ ▪▪▪▪▪▪▪▪▪▪▪▪ ▪▪▪ ▪▪▪▪▪▪▪ ▪▪▪▪▪▪▪▪▪▪▪▪ ▪▪▪ ▪▪▪▪▪▪▪ ▪▪▪▪▪▪▪▪▪▪ ▪▪▪▪▪▪▪▪▪▪ ▪▪▪▪▪▪▪▪▪ ▪▪▪▪▪▪▪▪▪▪▪▪▪▪▪▪▪▪ ▪▪ ▪▪▪ ▪▪▪▪▪▪▪▪▪▪▪▪▪▪▪▪ ▪▪▪ ▪▪▪▪▪▪▪▪ ▪▪▪▪▪▪▪▪▪▪▪▪ ▪▪▪▪ ▪▪▪▪▪▪▪▪ ▪▪▪▪▪▪▪▪▪▪▪▪ ▪▪▪▪ ▪▪▪ ▪▪▪▪▪▪▪▪▪ ▪▪ ▪▪▪▪▪▪▪▪ ▪▪▪▪▪▪▪ ▪▪▪▪▪▪▪▪▪ ▪▪▪▪▪▪▪▪▪▪▪▪▪▪▪ ▪▪ ▪▪▪▪▪▪▪▪▪▪▪▪▪▪▪▪▪▪▪▪▪ ▪▪▪▪▪▪▪▪ ▪▪▪▪▪▪▪▪▪▪▪▪ ▪▪▪▪▪ ▪▪▪▪▪▪▪▪▪ ▪▪▪▪▪▪▪▪▪ ▪▪▪▪▪▪▪▪▪▪▪▪ ▪▪▪▪▪▪▪▪▪▪▪▪ ▪▪▪ ▪▪▪▪▪▪▪▪▪▪▪▪▪▪▪▪ ▪▪▪▪▪▪▪▪▪▪▪▪ ▪▪▪▪▪▪▪▪▪▪▪▪ ▪▪ ▪▪▪▪▪▪▪▪ ▪▪▪▪▪▪▪▪▪▪▪▪▪ A combined cabin- and

checked-baggage procurement is defensible only when application-specific eligibility and continuing support are separately established.

[illegible] Gilardoni also appears as SureScan's Italian partner in the Palermo selection, illustrating that a company's role can combine product participation with another manufacturer's channel relationship. Buyers should identify the equipment originator and the party accepting delivery obligations rather than infer either from the bidder's name.

VMI Security's airport catalog, FISCAN's TMEX-xx.xx baggage CT listing, Safeway System's advertised security-inspection business, Techik Instrument Co., Ltd.'s baggage-scanner range, Securina Detection System Co., Limited's luggage-screening offering, Krystalvision Image Systems Pvt. Ltd.'s supplier-reported airport-baggage reference and Motwane Security Systems' advertised airport applications provide additional sourcing propositions. [illegible]

[illegible] For ASELSAN, the operating-supplier relationship and airport eligibility of the proposed baggage configuration remain material unresolved distinctions. These are offer-specific comparison limits, not grounds to remove regional suppliers or terminal-entrance screening from the market.

Supplementary detection forms a different purchasing group from complete-baggage imaging. Agilent Technologies markets Insight300M and InsightBLS for checkpoint alarm resolution; Battelle identifies its LS10 liquid-bottle offering with Sellex International; and CEIA documents an EMA liquid-analysis airport relationship. [illegible]

[illegible] A specialist automation package can preserve detector choice, but only if the scanner and automation counterparties accept the proposed interface, commissioning and warranty boundary. A lane catalog is not a commitment to deliver the complete approved checkpoint.

Hold-baggage integration has a broader systems perimeter. Alstef Group, ULMA Handling Systems, MATREX, Fives and Toyo Kanetsu describe screening within their airport-system offerings. [illegible]

Software breadth creates another alternative to equipment replacement. SeeTrue advertises APIDS for CT screening through scanner-specific product routes; BigBear.ai identifies Pangiam Threat Detection integrated with Smiths Detection HI-SCAN xx.xx CTiX; NeuralGuard markets Checkpoint CT software; and DEEPNOID Inc. describes airport-oriented image analysis developed with Korea Airports Corporation. [illegible]

Terminal-entrance, customs and non-passenger-property needs also require distinct comparisons. LINEV Systems explicitly positions airport customs baggage inspection, and 3DX-RAY advertises hand-luggage inspection in customs or staff-entry settings. [illegible]

Sources & Evidence

1. Aviation & Critical Infrastructure

   · Analogic's portfolio presents ClearScan cabin-baggage screening, ProPassage tray-return equipment and ProSight enterprise screening software. Portfolio presentation does not establish harmonized customer agreements. ([analogic.com](https://www.analogic.com/aviation-critical-infrastructure/))

2. Digital Innovation

   · Smiths Detection markets detection applications and ELECTORA multi-vendor connectivity. The portfolio description does not grant customer-specific substitution or warranty rights. ([smithsdetection.com](https://www.smithsdetection.com/digital-innovation/))

3. Liquid Explosive Detector, Bottle Liquid Scanner, Insight

   · Agilent markets Raman-based Insight300M and InsightBLS for airport checkpoint alarm resolution, including use alongside cabin-baggage explosive-detection systems. The models have different container coverage. ([agilent.com](https://www.agilent.com/en/product/molecular-spectroscopy/raman-spectroscopy/raman-aviation-security-systems/insight-series-alarm-resolution-systems))

4. HI-SCAN 10080 XCT | Explosives Detection System | Smiths Detection

   · Smiths Detection markets HI-SCAN xx.xx XCT for hold-baggage screening. The offering description does not establish a prospective installation's acceptance or support agreement. ([smithsdetection.com](https://www.smithsdetection.com/products/hi-scan-xx.xx-xct/))

5. Checkpoint - Analogic

   · Analogic markets ConneCT for aviation checkpoint baggage screening and advertises remote image-analysis connectivity. ([analogic.com](https://www.analogic.com/imaging-and-detection/checkpoint/))

6. RTT110 | Rapiscan Systems

   · Rapiscan Systems markets RTT110 for hold-baggage screening. This establishes its advertised application rather than equivalence with checkpoint or supplementary detection equipment. ([rapiscansystems.com](https://www.rapiscansystems.com/products/rapiscan-rtt-xx.xx))

7. Kylin Ti CT 型行李/物品检查系统

   · Nuctech catalogs Kylin Ti for hand-baggage inspection in airport and customs settings. The catalog does not establish another jurisdiction's acceptance. ([nuctech.com](https://www.nuctech.com/productdetail?id=49f383d5-838f-4ea8-96d1-xx.xx))

8. x1000_Product - SureScan Corporation

   · SureScan markets x1000 as a CT explosive-detection system for checked-baggage screening. Promotional comparative claims are not adopted. ([surescaneds.com](https://surescaneds.com/x1000/))

9. Detect_1000_Product - SureScan Corporation

   · SureScan presents DETECT xx.xx as a checkpoint screening platform, supporting separation from its checked-baggage offering. ([surescaneds.com](https://surescaneds.com/detect/))

10. PAX MX2 - Vanderlande

    · Vanderlande presents PAX MX2 within its checkpoint-security portfolio, supporting a lane-automation comparison distinct from primary detector supply. ([vanderlande.com](https://www.vanderlande.com/fr/systemes/controle-de-securite/pax-mx2/))

11. APIDS for CT Screening | ECAC-Approved AI - SeeTrue

    · SeeTrue advertises separately supplied APIDS for CT screening and presents scanner-specific product routes. This establishes an application-layer offering, not universal national permission or customer interface rights. ([seetrue.ai](https://www.seetrue.ai/apids-for-ct/))

12. DE-tector flex | Bruker

    · Bruker markets DE-tector flex for trace detection involving airport personal property. This is a supplementary detection role rather than primary full-baggage imaging. ([bruker.com](https://www.bruker.com/en/products-and-solutions/cbrne-detectors/ims/de-tector-flex.html))

13. Falcone-Borsellino International Airport Selects SureScan x1000

    · SureScan identifies Gilardoni Raggi X SpA as its partner in the Palermo airport x1000 selection, demonstrating a channel role distinct from equipment origination. ([surescaneds.com](https://surescaneds.com/2023/xx.xx/falcone-borsellino-international-airport-selects-surescan-x1000/))

14. BigBear.ai and Smiths Detection Complete Testing and Integration

    · BigBear.ai's August xx.xx 2025 announcement identifies Pangiam Threat Detection integrated with Smiths Detection HI-SCAN xx.xx CTiX. The announcement does not establish unrestricted retrofit rights or equivalent airport adoption. ([bigbear.ai](https://bigbear.ai/newsroom/bigbear-ai-and-smiths-detection-complete-testing-and-integration-advancing-airport-security/))

15. BGCT-0824 Baggage and Parcel CT Inspection System

    · CGN Begood advertises BGCT-xx.xx baggage-and-parcel CT for aviation-security and customs applications. The page establishes product positioning, not an airport award, national authorization or installation-specific support commitment. ([cgnbegood.com](https://www.cgnbegood.com/bgct-xx.xx-baggage-and-parcel-ct-inspection-system-product/))

16. Aviation Security - Astrophysics Inc.

    · Astrophysics Inc. advertises passenger-checkpoint and hold-baggage scanners as separate aviation offerings. ([astrophysicsinc.com](https://astrophysicsinc.com/aviation/))

17. Aviation Security & Safety Solutions - Vehant

    · Vehant Technologies presents baggage-scanning equipment within its aviation-security portfolio. ([vehant.com](https://www.vehant.com/sector/aviation-security/))

18. Transportation Systems - Shanghai Eastimage Equipment Co., Ltd.

    · Shanghai Eastimage Equipment Co., Ltd. publishes supplier-reported airport equipment references. Their presentation does not establish continuing operation or current support at those sites. ([eastimagesecurity.com](https://www.eastimagesecurity.com/Aviation.html))

19. X-Ray Baggage Inspection Systems - ECIL

    · Electronics Corporation of India Limited describes its own single-view and dual-view baggage inspection systems. This does not settle airport-contract attribution involving related supply relationships. ([ecil.co.in](https://www.ecil.co.in/hss_xbis))

20. Airport - VMI Security

    · VMI Security's airport portfolio presents luggage-inspection offerings. A portfolio listing does not establish a proposed airport's authorization or executed purchase. ([vmisecurity.com](https://vmisecurity.com/airport/))

21. TMEX-86 CT 型行李/物品安全检查设备

    · FISCAN publishes a TMEX-xx.xx baggage CT offering. The listing establishes an advertised product, not application-specific national acceptance. ([fiscan.cn](https://www.fiscan.cn/news/show-xx.xx.html))

22. About - Safeway Inspection System Company Limited

    · Safeway System identifies its security-inspection business and discusses aviation certification as a distinct commercial requirement. Its corporate description does not establish every airport configuration's eligibility. ([securitycheckcn.com](https://www.securitycheckcn.com/about))

23. About Us - Techik

    · Techik Instrument Co., Ltd. lists baggage scanners and identifies airports among its advertised applications. ([techiksafety.com](https://www.techiksafety.com/about-us/))

24. Contact Us - Securina Detection System Co., Limited

    · Securina Detection System Co., Limited identifies its business and advertises luggage X-ray scanners and associated services. These descriptions do not establish a particular airport commitment. ([securinadetection.com](https://www.securinadetection.com/Contact-Securina.html))

25. Chandigarh International Airport Baggage Inspection Systems - Krystalvision
    - Krystalvision publishes a supplier-reported baggage-scanner installation reference for Chandigarh International Airport. The reference does not establish another purchaser's eligibility or support agreement. ([krystalvision.co.in](https://krystalvision.co.in/news_details.php?id=xx.xx))
26. X-Ray Baggage Scanner - 5030 A
    - Motwane Security Systems advertises its xx.xx A baggage scanner for airport and other security settings. ([motwanesecuritysystems.com](https://motwanesecuritysystems.com/x-ray-baggage-scanner-xx.xx-a/))
27. XRC 60-40DV - X-Ray Center
    - X-Ray Center presents XRC xx.xx-40DV in its baggage-and-parcel product portfolio. Supplier certification statements are not treated as a substitute for the relevant authority's record. ([x-raycenter.com](https://x-raycenter.com/en/product-detail/xrc-xx.xx-40dv/small-parcel-and-baggage))
28. Более 100 аэропортов России используют досмотровое оборудование ТСНК по данным на 2025 год
    - TSNK's February xx.xx 2025 business account identifies Diagnostika-M and reports TS-SCAN airport baggage references. These are supplier-reported examples, not transferable local purchasing rights. ([tsnk.ru](https://tsnk.ru/news/news_583.html))
29. Досмотр посылок и багажа
    - NPO Spetstekhnika maintains a Di-Scan baggage-and-parcel catalog. The catalog does not establish a prospective installation's national eligibility. ([npo-sptech.ru](https://npo-sptech.ru/catalog/dosmotr-posylok-i-bagazha))
30. Aviation Security - Battelle
    - Battelle's aviation portfolio identifies its LS10 liquid-bottle scanner with Sellex International, supporting a supplementary liquid-screening comparison. ([battelle.org](https://www.battelle.org/markets/infrastructure/transportation/aviation-security))
31. Security News - CEIA
    - CEIA reports an EMA liquid-analyzer airport relationship. The historical business reference does not establish every proposed installation's acceptance or continuing support. ([ceia.net](https://www.ceia.net/news.aspx?lan=deu§ion=security))
32. Ports Security and Border Control - RS DYNAMICS
    - RS DYNAMICS presents its detection instruments for airport baggage and border-inspection applications. The application description is not a proposed site's authorization. ([rsdynamics.com](https://www.rsdynamics.com/ports-border-control/))
33. Aviation Worker Screening - Autoclear
    - Autoclear advertises CLX for aviation-worker screening. The advertisement does not separately establish a baggage-screening authorization or complete property-screening contract. ([autoclear.com](https://autoclear.com/aviation-worker-screening/))
34. Munich Airport - Smart Security Lanes: Case Study
    - Daifuku's Munich case identifies Scarabee as a group company and describes customized Smart Security Lanes integrated with Smiths Detection CT equipment, with image evaluation in a separate screening room. ([daifukuatec.com](https://daifukuatec.com/api/asset/2023/xx.xx/Munich-Airport-Case-Study-2023.pdf))
35. Airport Division - Cassioli
    - Cassioli's airport portfolio offers Fast2Check automatic tray-return systems and related checkpoint products. ([cassioli.com](https://www.cassioli.com/airport-division/))
36. Automatic Tray Return Systems - CITCOnveyors
    - CITCOnveyors advertises airport automatic tray-return systems. An offering page does not establish responsibility for the complete approved checkpoint. ([airportconveyors.eu](https://www.airportconveyors.eu/products/automatic-tray-return-systems))
37. Project Highlights - SJK Innovations
    - SJK Innovations identifies its Intelligent Tray Return System as an airport offering. Promotional comparative statements are not adopted. ([sjkinnovations.in](https://www.sjkinnovations.in/projects))

38. BG-ATRS1 Automatic Tray Return System - Safeagle
    - Safeagle offers BG-ATRS1 automatic tray-return equipment for checkpoint baggage-inspection arrangements. ([safeagle.com](https://safeagle.com/product/bg-atrs1-automatic-tray-return-system/))
39. Baggage Handling Systems - Alstef Group
    - Alstef Group explicitly offers hold-baggage screening integration within wider baggage-handling systems, with configuration dependent on airport requirements and selected equipment. ([alstefgroup.com](https://alstefgroup.com/baggage-handling/))
40. Airports - ULMA Handling Systems
    - ULMA Handling Systems describes airport inspection-system integration and a baggage-system adaptation to new screening equipment. ([ulmahandling.com](https://www.ulmahandling.com/en/automated-intralogistics/sector-airports))
41. MATREX - Baggage Handling Systems
    - MATREX's systems brochure includes hold-baggage screening machines and security checkpoints within its airport systems proposition and describes project installation and support services. ([matrex-airport.com](https://www.matrex-airport.com/wp-content/uploads/2023/xx.xx/brochure-aeroportuaire-systems.pdf))
42. Baggage Handling - Fives
    - Fives describes X-ray and hold-baggage screening integration within its baggage-handling solutions. ([fivesgroup.com](https://www.fivesgroup.com/it/smart-automation-solutions/your-markets-our-solutions/airport/baggage-handling))
43. Hold Baggage Screening System - Toyo Kanetsu
    - Toyo Kanetsu advertises hold-baggage screening systems interfacing with explosive-detection equipment. ([tksl.co.jp](https://www.tksl.co.jp/en/products-info/airport-sys/hbs.html))
44. Leonardo Strengthens Its Position in Europe in the Airport Logistics Sector
    - Leonardo's March xx.xx 2019 announcement identifies screening-equipment integration within the Geneva and Athens baggage contracts. These are historical contract references, not confirmation of present obligations. ([leonardo.com](https://www.leonardo.com/documents/xx.xx/xx.xx/ComLDO_BHS_Geneve_Athens_26032019_ENG.pdf?t=xx.xx))
45. Elevating Air Travel: CIMC Pteris Company's Airport Logistical Solutions
    - Pteris Global describes security and screening within a broader airport-logistics proposition without separating a current screening-specific contract. ([cimc-pterisglobal.com](https://www.cimc-pterisglobal.com/news-and-events/elevating-air-travel-cimc-pteris-companys-airport-logistical-solutions/))
46. NeuralGuard Checkpoint CT
    - NeuralGuard markets Checkpoint CT automated screening software, supporting a separate application-supplier comparison without establishing a proposed installation's eligibility. ([neuralguard.com](https://www.neuralguard.com/checkpoint-ct/))
47. SkyMARU:SECURITY - DEEPNOID
    - DEEPNOID describes SkyMARU:SECURITY as an aviation X-ray analysis offering developed with Korea Airports Corporation. Its promotional global-deployment assertions are not adopted. ([website.dev.deepnoid.com](https://website.dev.deepnoid.com/en/products/industrial/skymaru-security))
48. Airport AI Baggage Screening System - Athena Security
    - Athena Security advertises an AI-assisted airport-baggage proposition. Its own compliance and performance assertions do not independently establish scanner provenance or configuration-specific authority acceptance. ([athena-security.com](https://www.athena-security.com/baggage-xray-scanner/industries/airports-transportation/))
49. Airport Security Solutions for Customs & Cargo - LINEV Systems
    - LINEV Systems explicitly positions baggage inspection for airport customs settings, a commercial application distinct from primary passenger-checkpoint screening. ([linevsystems.com](https://www.linevsystems.com/solutions/airport-security-solutions/))

50. Border Control and Customs Applications - 3DX-RAY
    · 3DX-RAY advertises cabinet screening for hand luggage in customs offices and staff-entry settings. This does not establish equivalence with a primary passenger-checkpoint system. ([3dx-ray.com](https://www.3dx-ray.com/applications/border-control-customs-applications/))

19.5. Benchmarking Analysis, 2025

The defensible benchmark is an application-matched, eligible and supportable offer, not a supplier-wide league table. [redacted] A customs baggage reference cannot settle cabin-baggage eligibility, and an airport catalog cannot establish site acceptance.

Delivery services require a different comparison from equipment manufacture. K2 Security Screening Group's JFK Terminal xx.xx appointment establishes a procurement-and-deployment-prime role. [redacted]

Mechanical, electrical and controls contributions should remain separately attributable. [redacted] Neither broader airport activity nor a proposed equipment-relocation role establishes a transferable delivery commitment.

Buyer-side planning is a separate procurement choice. [redacted] The extra advisory contract is less compelling where the buyer already has an agreed requirement and an accountable delivery team.

RESEARCH SAMPLE REPORT

Commercial maturity changes whether an offering can support an immediate replacement decision. Micro-X Limited's filing and September 2026 extension describe funded development rather than an executable airport delivery commitment. [redacted]

[redacted] Existing-system owners should verify their actual support and replacement position rather than infer either from that notice. The separate Micro-X and Micro-X Limited identities likewise remain unreconciled: the filing-named company's development record cannot substantiate an additional independent supplier under the other name.

Nordic and legacy-channel comparisons need legal-name precision. Agilent's Finnish contact record lists Selmatec Securities for Cobalt Insight sales and support, while the protected company identity is Selmatec AS; their legal relationship remains unconfirmed. [redacted]

Several broader commercial identities still lack the specific distinction needed for comparison. [redacted] These gaps prevent an executable-offer comparison; they do not establish inactivity or exclude planning, integration and support services from the study.

Component, development-partner and airport-service relationships also need separation. [redacted]

[redacted] Global Clearinghouse Systems still requires a current customs-baggage equipment or maintenance record rather than an assumption of primary aviation-screening responsibility.

Country access must be verified at the proposed contract level. For Al Hamra Group sarl, renewal or replacement of the historical manufacturer appointment and the present maintenance commitment remain unresolved. [redacted]

Sources & Evidence

1. ECAC Common Evaluation Process (CEP) of security equipment
   · Configuration-specific evaluation does not establish national deployment permission for a different application.
   ([ecac-ceac.org](https://ecac-ceac.org/activities/security/common-evaluation-process-cep-of-security-equipment))
2. Aviation security screening approved equipment list
   · The UK category distinctions qualify any supplier-wide or technology-wide eligibility comparison.
   ([gov.uk](https://www.gov.uk/government/collections/aviation-security-screening-approved-equipment-list))
3. JFK Millennium Partners Selects K2 to Deliver State-of-the-Art Security Screening Checkpoint at new JFK Terminal 6
   · The March xx.xx 2025 buyer announcement appoints K2 to procure, install and deploy JFK Terminal xx.xx's checkpoint, not completed delivery.
   ([portauthoritybuilds.com](https://www.portauthoritybuilds.com/redevelopment/us/en/jfk/planned-projects/terminal-xx.xx/news/jfk-millennium-partners-selects-k2-to-deliver-state-of-the-art-s.html))
4. Micro-X Limited - Appendix 4D and Half-Year Financial Statements, December 31, 2025
   · Micro-X Limited's half-year filing describes funded baggage-scanner development and the Billion Prima development partnership, not completed commercialization.
   ([announcements.asx.com.au](https://announcements.asx.com.au/asxpdf/xx.xx/pdf/06wvv0c8dp5kvj.pdf))
5. Baggage CT Scanner - Micro-X
   · The Micro-X-branded baggage page describes DHS-funded development; it does not establish an independently separate supplier from Micro-X Limited.
   ([micro-x.com](https://www.micro-x.com/industry/security-solutions/baggage-ct-scanner))
6. Micro-X Limited - DHS Extension Moves CT Baggage Scanner Towards Commercialisation
   · The September xx.xx 2026 announcement describes a DHS development extension and prospective standalone commercialization.
   ([app.sharelinktechnologies.com](https://app.sharelinktechnologies.com/announcement/asx/2024600ba70c54eaf78af19fd5a6b509))
7. Services | Planning and Design Security Checkpoints - Point FWD
   · Point FWD advertises checkpoint planning, procurement support and implementation guidance rather than a scanner-delivery commitment. ([pointfwd.com](https://www.pointfwd.com/services-planning-and-design))

8. □□□□□□□ □□□□□□ □□□□□□ | □□□□□ □□□□□□

   · Rahyaft Hooshmand Ariaban's Persian catalog advertises suitcase inspection but does not establish a dated airport transaction or registration. ([rhariaban.com](https://rhariaban.com/?page_id=xx.xx))

9. Kromek Service and Support During COVID-19 Lockdown for Bottle Scanners

   · Kromek's notice concerns temporary COVID-xx.xx bottle-scanner service arrangements in 2020, not a discontinuation announcement. ([kromek.com](https://www.kromek.com/wp-content/uploads/2020/xx.xx/BLS-service-statement.pdf))

10. XSPERINSE Project Fact Sheet | European Commission CORDIS

    · CORDIS identifies EXRUPTIVE in XSPERINSE, a funded project that ended July xx.xx 2022, not current marketed authorization. ([cordis.europa.eu](https://cordis.europa.eu/project/id/xx.xx))

11. Products | ScanTech AI Systems

    · ScanTech advertises SENTINEL CT; a product page does not independently establish configuration authorization or paid airport acceptance. ([scantechais.com](https://www.scantechais.com/products/))

12. About BNP Associates

    · BNP Associates describes consulting and historical hold-baggage screening design and implementation experience. ([bnpassociates.com](https://www.bnpassociates.com/about/))

13. Our Services | SIDA Solutions

    · SIDA Solutions advertises EDS consulting, airport representation and checkpoint commissioning. ([sidasolutions.com](https://sidasolutions.com/services/))

14. Baggage | Diversified Automation

    · Diversified Automation includes in-line EDS screening within its baggage-system services. ([diversified-automation.com](https://diversified-automation.com/services/baggage/))

15. Security Equipment Deployment Services | Studdiford Technical Solutions

    · Studdiford describes a subcontracting role in TSA screening-equipment deployment and integration. ([studdifordtech.com](https://studdifordtech.com/sts-projects/transportation-security-administration-tsa-department-of-homeland-security/))

16. TSA Equipment Deployment & Integration | Golden Ratio

    · Golden Ratio advertises screening-equipment deployment and integration services. ([grtms.com](https://grtms.com/tsa-equipment-integration/))

17. Installation & Integration Services | VTC

    · VTC advertises airport installation and integration services without establishing a prospective contract's complete obligations. ([vtc.us.com](https://vtc.us.com/services/installation-integration-services/))

18. SEA Upgrades Keep Travelers Moving and On-Time | ControlTouch

    · ControlTouch's Seattle account connects its controls contribution to screening-related baggage-system upgrades. ([controltouch.com](https://controltouch.com/sea-upgrades-keep-travelers-moving-and-on-time-xx.xx/))

19. G&S Airport Conveyor Selects ISN for Eugene Airport Reconfiguration

    · The Eugene reference identifies G&S's conveyor role and ISN's electrical, controls and software contribution to an EDS-line retrofit. ([isntech.com](https://www.isntech.com/news/gs-airport-conveyor-selects-isn-support-re-configuration-out/))

20. Conveyor Mechanic | Diversified Conveyors International, LLC

    · The employer-authored Diversified Conveyors recruitment record describes relevant installation work, not completed airport performance. ([recruiting.paylocity.com](https://recruiting.paylocity.com/recruiting/jobs/Details/xx.xx/Diversified-Conveyors-Inc/Conveyor-Mechanic))

21. Finland Contact and Distributor Record | Agilent

    · Agilent lists Selmatec Securities for Cobalt Insight and NSC Sweden AB separately for handheld chemical detection; the appointments are product-specific. ([agilent.com](https://www.agilent.com/en/contact-us/finland))

22. Baggage Handling Systems for Airports | ALS

· The ALS-branded source advertises baggage-screening integration but does not independently settle the protected Advanced Logistic Systems corporate-name link. ([als.systems](https://als.systems/services/baggage-handling-xx.xx/))

23. About Us | Innovation Tower Trading

· Innovation Tower Trading's corporate description establishes broader equipment and after-sales activity, not a specific airport-baggage commitment. ([itt-kubba.com](https://itt-kubba.com/about-us-xx.xx/))

24. DHS Awards One Resonance Sensors Checkpoint Scanner Evaluation Contract

· One Resonance Sensors' May xx.xx 2015 announcement concerns checkpoint evaluation and its then-current portfolio, not continuing availability. ([prnewswire.com](https://www.prnewswire.com/news-releases/us-department-of-homeland-security-awards-contract-to-one-resonance-sensors-for-evaluation-of-checkpoint-security-electronics-scanner-xx.xx.html))

20. Company Profiles

20.1. Smiths Detection

Smiths Detection provides a manufacturer-led purchasing option spanning baggage imaging, digital applications and continuing support. ■■■ ■■■■■■■ ■■■■■ ■■■ ■■ ■■■■■■■■ ■■■ ■■■■■■■■■■■■ ■■■■■■■■■ ■■■ ■■■■■■■■■■■ ■■■■ ■■■■■■■■■■ ■■■■■■■■■ ■■■■■■■■■■■■■■■■■ ■■■■■■■■ ■■■ ■■■■■■■ ■■■■■■■■■ ■■■■■■■■ ■■■■■■ ■■■■■■■■■ ■■■■■■■■■■■■ ■■■ ■■■■■■■■■ ■■■■■■■■■■■■ ■■■■■■■■■■■■■■ This breadth allows a buyer to compare a broader supplier package with separately sourced equipment, software and maintenance, without assuming that every component must come from the same manufacturer.

The delivery channel determines who actually accepts responsibility. ■■■■■■■■ ■■■■■■■■ ■■ ■■■■ ■■■■■■■■■■■■ ■■■ ■■■■ ■■■■■■■ ■■■■■■■■■■ ■■■■■■ ■■■■■■■■■ ■■ ■■■ ■■■■■■■■■ ■■■■■■■■■ ■■■■■ ■■■■■■ ■■■■■■■■ ■■ ■■ ■■■■■■■■■■■ ■■■ ■■■■■■■■■■■■■ ■■■■■■■■■■■■■■■ ■■■■■■■ ■■■ ■■■■■■■■■■■■ ■■■■■■■■■■ ■■■ ■■■■■■■ ■■■ ■■■■■■ ■■■■■ This customer record demonstrates that Smiths equipment can sit within an integrator-led relationship rather than a direct manufacturer lifecycle contract; it does not establish completed deployment.

Smiths separately advertises on-site maintenance, remote diagnosis, training, parts support and tailored service plans. ■■■■■■ ■■■■■■■ ■■■■■■■■■■■■ ■■■■■■■■■■■■■■ ■■■■■■ ■■■■■■■■■■ ■■■ ■■■■■■■ ■■■■■■■■■■ ■■■■■ ■■■■■■■■ ■■■■■■■■■■■ ■■■ ■■■■■■■■■■■■■ ■■■ ■■■■■■■■■■■■ ■■■■■■■■■■■■ ■■ ■■■ ■■■■■■ ■■■■■■■■■■ ■ ■■■■■■■ ■■■■■■■ ■■■ ■■■■■■ ■■■■■■■■■■■■■ ■■■■■ ■■■■■■■■■■ ■■■■■■■■■■ ■■■■■■■■■■■■ ■■ ■■■■■■■ ■■■ ■■■■■■■■ ■■■■■■ ■■ ■■■ ■■■■ ■■ ■■■■■■■■■■ ■■■■■■■■■ ■■■■■■■■■■■■■■■ ELECTORA's multi-vendor positioning does not itself grant a customer's interface or warranty rights.

Smiths Detection announced completion of its transition from Smiths Group to CVC Capital Partners on June xx.xx 2026. ■■■ ■■■■■■■■ ■■■ ■■■ ■■■■■■■■■■■■ ■■■■■■ ■■■■■■ ■■■■■■■■ ■■■ ■■■■■■■■■■■■ ■■■■■■ ■■■ ■■■ ■■■■■■■■■■ ■■■■■■■ ■■■■ ■■■■■■■ ■■■■ ■■■■■■■■■■■ ■■■■■■■■■■■■■■ ■■■■■■■■■■■■ ■■■■■■■■ ■■■■■■■■■■■

Sources & Evidence

1. Digital Innovation
   - The digital portfolio presents iCMORE detection applications and ELECTORA integration of multi-vendor devices, datasets and applications; it does not establish customer-specific contractual entitlements. ([smithsdetection.com](https://www.smithsdetection.com/digital-innovation/))
2. Service
   - Smiths Detection advertises on-site service, remote diagnosis, tailored plans, training and parts support; the general offering does not establish a prospective site's agreement. ([smithsdetection.com](https://www.smithsdetection.com/service/))
3. HI-SCAN 10080 XCT | Explosives Detection System | Smiths Detection
   - Smiths Detection markets HI-SCAN xx.xx XCT for hold-baggage screening and integration into automated, networked baggage-handling systems. ([smithsdetection.com](https://www.smithsdetection.com/products/hi-scan-xx.xx-xct/))
   - Company verification: Smiths Detection markets the HI-SCAN xx.xx XCT as an explosive detection system for airport hold baggage, with baggage-handling-system integration.

4. Smiths Detection completes transition to CVC Capital Partners
   - The June xx.xx 2026 announcement confirms completion of Smiths Detection's transition from Smiths Group to CVC Capital Partners; it does not establish individual contract or guarantee changes. ([smithsdetection.com](https://www.smithsdetection.com/press-releases/smiths-detection-completes-transition-to-cvc-capital-partners/))
   - Company verification: Smiths Detection announced completion of its transition from Smiths Group to CVC Capital Partners on June xx.xx 2026.
   - Company verification: The June xx.xx 2026 announcement confirms completion of Smiths Detection's transition from Smiths Group to CVC Capital Partners.
5. Oslo Airport builds new Security Checkpoint | The Avinor Group
   - Avinor's December xx.xx 2025 announcement identifies Smiths Detection equipment and Sensec Solution AS installation, commissioning, service and maintenance responsibilities, with completion planned for summer 2028. ([kommunikasjon.ntb.no](https://kommunikasjon.ntb.no/pressemelding/xx.xx/oslo-airport-builds-new-security-checkpoint?lang=en&publisherId=xx.xx))
   - Company verification: Avinor identifies Smiths Detection as the X-ray and automatic-tray-return equipment supplier.
6. TSA Awards Smiths Detection a Contract for Full-Size Computed Tomography Systems
   - Company verification: The June xx.xx 2023 company announcement identifies a TSA contract for full-size checkpoint CT systems and related services using HI-SCAN xx.xx CTiX and iLane.
7. TSA awards up to $1.3 billion to procure additional CT X-ray scanners for airport checkpoints
   - Company verification: TSA's April xx.xx 2023 announcement names Smiths Detection Incorporated as the supplier of full-size airport checkpoint CT systems.

20.2. Analogic Corporation

Analogic Corporation's completed combination with Leidos' specified Security Enterprise Solutions, Ports & Borders and Industrial Automation businesses changes the ownership boundary of equipment comparisons. ■■■ ■■■■■■■ ■■ ■■■■ ■■■■■■■■■■■■ ■■■■■■ ■■■■ ■■■ ■■■■■■■■ ■■■■■■■■■ ■■■■ ■■■■■■■ ■■■■■■■■ ■■■■■ ■■■ ■■■■■■■■ ■■■■■■ ■■■■■■■■■■■ ■■■■■■■■ ■■■ ■■■■■■■■ ■■■■■■ ■■■■■■■ ■■■■■■■■■■ ■■■■■■ ■■■■■■■■■ ■■■ ■■ ■■■■■■■ ■■ ■■■■■■■■■■■■■ ■■■■■ ■■■■■■■■ ■■■■■■■■■■■■■■ The transaction announcement does not establish succession of an individual airport contract.

Analogic markets ConneCT for aviation checkpoint baggage screening, including remote image-analysis connectivity. ■■■ ■■■■■■■■ ■■■■■■■■■ ■■■■ ■■■■■■■■ ■■■■■■■■■ ■■■■■■■■■■■■ ■■■■■■■■■■ ■■■■■■■■■■ ■■■■■■■■■ ■■■■■■■■■■■ ■■■■■■■■■ ■■■ ■■■■■■■■■ ■■■■■■■■■■ ■■■■■■■■■ ■■■■■■■■■■ The combination consequently broadens the equipment, automation and software that a buyer can discuss with the group, but portfolio breadth is not proof that legacy products, licenses and support agreements have become one interchangeable commercial package.

An airport renewing a legacy installation should obtain confirmation of the legal supplier, continuing warranty and software entitlements, and the party responsible for service escalation before consolidating purchases. A combined contract may simplify accountability where those obligations are explicitly harmonized. ■■■■■■■■■■■■■■■■ ■■■■■■■■■■ ■■■■■■■ ■ ■■■■■■■■■■ ■■■■■■■■■■■ ■■■■■ ■■■■■■■ ■■■■■■■■■■ ■■ ■■■■■■■■■ ■■■■■■■ ■■■■■■■ ■■■■ ■■■ ■■■■■■■■■■ ■■■■■■■■■■■ ■■ ■■■ ■■■■■■■■■ ■■■■■■■■■■■ ■■■■■■■ ■■ ■■■■■■■■■■ ■■ ■■■

■■■■■■■■■■■■ ■■■ ■■■■■■■■■■■■ ■■■■ ■■■ ■■■■■■■■■ ■■■ ■■■■■■■■ ■■ ■■■■■ ■■■■■■ ■■■■■■■■■■■■■■■ ■■■■■■■■■■■

Sources & Evidence

1. Analogic and Leidos Complete Combination of Security Enterprise Solutions Businesses
   · The October xx.xx 2026 announcement confirms completion of the combination with Leidos' specified Security Enterprise Solutions, Ports & Borders and Industrial Automation businesses under the privately held Analogic brand. Individual airport contract succession is not established. ([analogic.com](https://www.analogic.com/press-release-analogic-and-leidos-complete-combination-of-security-enterprise-solutions-businesses/))
   · Company verification: The October xx.xx 2026 announcement confirms completion of the combination of Analogic with Leidos' Security Enterprise Solutions, Ports & Borders and Industrial Automation businesses.
   · Company verification: The October xx.xx 2026 announcement confirms completion of the combination with Leidos' Security Enterprise Solutions, Ports & Borders and Industrial Automation businesses.
   · Company verification: The combined privately held company operates under the Analogic brand from Salem, New Hampshire.
2. Aviation & Critical Infrastructure
   · Analogic's expanded portfolio presents ClearScan cabin-baggage screening, ProPassage automated tray return and ProSight enterprise screening software; the descriptions do not establish a unified customer contract. ([analogic.com](https://www.analogic.com/aviation-critical-infrastructure/))
   · Company verification: Analogic's expanded aviation portfolio includes the ClearScan cabin-baggage explosive detection system and screening-management software.
3. Checkpoint - Analogic
   · Analogic markets ConneCT as an aviation checkpoint baggage-screening system and advertises cross-lane and remote image-analysis connectivity. ([analogic.com](https://www.analogic.com/imaging-and-detection/checkpoint/))
   · Company verification: Analogic markets ConneCT as an aviation checkpoint explosive detection system for carry-on baggage.
4. TSA awards up to $1.3 billion to procure additional CT X-ray scanners for airport checkpoints
   · Company verification: TSA's April xx.xx 2023 announcement names Analogic Corporation as the supplier of base-size airport checkpoint CT units.

20.3. Rapiscan Systems

Rapiscan Systems supplies a mission-specific alternative for checked-baggage procurement through its advertised RTT110 offering. ■■■ ■■■■■■■ ■■ ■■■■■■■■■■ ■■■ ■■■■■■■ ■■■■■■■■■■■■ ■■■■■■■■■ ■■■ ■■■■■■■■ ■■■■■■ ■■■■■■■■■■■■ ■■ ■■■■■■ ■■ ■■■■■■■■ ■■■■■■ ■ ■■■■■■ ■■■■■■■■■■■■ ■■■■■■■■■ ■■■ ■■■■■■■■■■■ ■■■■■■■■■ ■■■■■■ ■■■■ ■■■■■■■■ ■■ ■■■■■■■■■■■■■■■ ■■■■ ■ ■■■■■■■■■■■■■ ■■■■■■■ ■■ ■ ■■■■■■■■ ■■■■■■■■■■■■■■■■ ■■■■■■■■■■■■■ Promotional claims about operating economics or detection superiority do not establish a comparative outcome for a proposed airport.

OSI Systems' fiscal 2026 filing identifies Rapiscan as a security-products trade name and describes direct sales, independent distributors and authorized service providers. These are distinct commercial relationships: a distributor's appointment does not automatically establish maintenance authority or responsibility for the wider installation. ■■■ ■■■■■■ ■■■■ ■■■■■■■■■ ■■■■■■■■■■■ ■■■■■■■■■■ ■■■■■ ■■■■■■■■ ■■■■■■■■■■ ■■■■■■■■ ■■■■■■■■■■■ ■ ■■■■■■■■■■■■■■■■■■ ■■■■ ■■■■■■■■ ■■■■■■■■■■■■ ■■■ ■■■■■■■■■■■ ■■■■■■ ■■■■■■■■■■

[illegible] Direct equipment purchasing can retain control over the integration prime, but leaves the buyer responsible for coordinating separate obligations. A broader supported package is preferable only where the selected counterparty accepts those obligations for the actual installation.

Sources & Evidence

1. OSI Systems, Inc. Form 10-K for the fiscal year ended June 30, 2026
   - OSI Systems' fiscal 2026 filing identifies Rapiscan as a security-products trade name and describes direct sales, independent distributors, authorized service providers and post-warranty maintenance relationships. ([sec.gov](https://www.sec.gov/Archives/edgar/data/xx.xx/xx.xx/osis-20260630x10k.htm))
   - Company verification: OSI Systems' fiscal 2026 filing identifies Rapiscan as its security-products trade name and describes continuing airport, baggage-inspection and related service activities.
   - Company verification: The filing supports reporting Rapiscan Systems as an operating portfolio within OSI Systems rather than as an independent ultimate parent.
2. RTT110 | Rapiscan Systems
   - Rapiscan Systems markets RTT110 for airport hold-baggage screening and flexible system integration. Promotional comparisons are not adopted as independently established outcomes. ([rapiscansystems.com](https://www.rapiscansystems.com/products/rapiscan-rtt-xx.xx))
   - Company verification: Rapiscan Systems markets RTT110 for airport hold-baggage screening and baggage-handling-system integration.
3. Voti Support & Sales Going Forward
   - Company verification: The VOTI business notice states that Rapiscan Holdings acquired substantially all VOTI assets on December xx.xx 2022, and that Rapiscan Systems would manufacture VOTI products and provide support.

20.4. Nuctech

Nuctech's Kylin Ti portfolio provides a Chinese airport sourcing reference for CT-based hand-baggage inspection. [illegible] These descriptions establish the offered equipment and software positioning, not permission to deploy a particular configuration or transfer screening images across jurisdictions.

[illegible] This is a named, supplier-reported airport example that makes the combined scanner-and-automation proposition more concrete than a general product catalog. It is not independent proof of comparative performance, the installation's acceptance terms or the scope of ongoing support.

For a China-focused airport procurement, the relevant comparison is a documented Kylin Ti installation and its associated integration and service commitments versus separately contracted screening automation. Buyers should establish which entity supports the interfaces and accepts site obligations. [illegible]

■■■■■■■ ■■■■■■■■■■■■■■ ■■■ ■■■■■■■■■ ■■ ■■ ■■■■■■■■ ■■■■■■■■■■■■■■■■ ■■■■■■■■■ ■■■■■■■ ■■■ ■■■■■ ■■■■■■■■ ■■ ■■■■■■■■■■

Sources & Evidence

1. ECAC Common Evaluation Process (CEP) of security equipment

   · ECAC evaluation applies to listed configurations and does not constitute national approval; this supports a bounded check when ECAC evaluation is relevant to a Nuctech offer. ([ecac-ceac.org](https://ecac-ceac.org/activities/security/common-evaluation-process-cep-of-security-equipment))

2. Kylin Ti CT 型行李/物品检查系统

   · Nuctech catalogs Kylin Ti CT baggage inspection for airport hand-baggage and customs applications and advertises networked image review and remote equipment-management functions. ([nuctech.com](https://www.nuctech.com/productdetail?id=49f383d5-838f-4ea8-96d1-xx.xx))

   · Company verification: Nuctech publicly catalogs the Kylin Ti CT baggage inspection system and identifies airport hand-baggage screening as an application.

3. Nuctech Wins Excellent Aviation Security Solution Provider Award for Third Consecutive Year, Empowering Smart Civil Aviation with Technological Innovation

   · Nuctech's account of its 2025 aviation activity reports Kylin Ti and automatic tray-return equipment at Shenzhen Airport. The deployment description is supplier-reported, not an independent comparative assessment. ([nuctech.com](https://www.nuctech.com/news?id=c08def70-8d27-4bb8-ba1e-dee9d996c3fd))

   · Company verification: Nuctech's account of its 2025 aviation applications identifies baggage-screening deployments at Chinese airports, including Kylin Ti equipment at Shenzhen Airport.

20.5. SureScan Corporation

SureScan Corporation offers a specialist portfolio spanning the x1000 checked-baggage CT system and the DETECT xx.xx checkpoint platform. Its completed acquisition of IDSS, announced on April xx.xx 2024, explains the expansion across cabin- and hold-baggage applications. ■■■■ ■■■■■■■ ■ ■■■■■■■■■■ ■■■■■■■■ ■■■■■■ ■■■■■■ ■■■ ■■■ ■■■■■■■■■■ ■■■■■■■■■■■■■ ■■■ ■■■■ ■■■ ■■■■■■■■■■ ■■■■■■ ■■■■■■■■■■■■■■ ■■■■■■■■■ ■■■■■■■ ■■■■■■ ■■ ■■■■■■■■■ ■■■■■■■■■■ ■■ ■■ ■■■■■■■■ ■■■■■■■■ ■■■■■■■■■

■■■ ■■■ ■■ ■■■■■ ■■■■■■■■■■■■ ■■ ■■ ■■■■■■■■ ■■ ■■■■■■■■ ■■■■■■ ■■■■■■■■■■ ■■■■■■ ■■■ ■■■■■■■■■■■■■ ■■ ■■■■■ ■■ ■■■ ■■■■■■■■■■■■ ■■■■■■■■■■ ■■■■■■■■■■■■■■ ■■ ■■■■■■■■ ■■■■■■■■■■■■ ■■■■■■■■■ The stated project concerns a segment of an existing system, making it relevant to partial replacement rather than only new installations. The announcement establishes an awarded relationship and intended deployment, not completed commissioning or airport acceptance.

DETECT xx.xx is advertised for integration with third-party tray-return systems and additional software capabilities. ■■ ■■■■■■■ ■■■ ■■■■■■■■■ ■■■■■■■■ ■■■■■■■■ ■■ ■■ ■■■■■■■■■ ■■■■■■■■ ■■■■■■■ ■ ■■■■■■■■■■ ■■■■■■■■■■ ■■■■■■■■■■■ ■■■■■■■ ■■ ■■■■■■■■■■■■ ■■ ■■■ ■■■■■■■■ ■■■■■■■■■■■ ■■■ ■■■■■■■■■■■ ■■■■■■■ ■■■■■■ ■■■■■■■■■■ ■ ■■■■■■■■■■■■ ■■■■■■■■■ ■■■■■■ ■■■■■■ ■■■■■■■■■■■■■■■■■■■ ■■■■■■■■ ■■■■■■ ■■■■■■■■ ■■ ■■■ ■■■■ ■■■■■■ ■■ ■■■■ Consolidating cabin- and checked-baggage purchases may simplify supplier coordination, while separate application-specific sourcing preserves equipment choice and avoids assuming that portfolio ownership resolves every integration or support obligation.

Sources & Evidence

1. SureScan Completes Acquisition of IDSS
   · SureScan announced completion of its purchase of IDSS Corporation on April xx.xx 2024, expanding its checkpoint and hold-baggage portfolio. ([surescaneds.com](https://surescaneds.com/2024/xx.xx/surescan-completes-acquisition-of-idss/))
   · Company verification: SureScan announced completion of its purchase of IDSS Corporation on April xx.xx 2024, bringing checkpoint and checked-baggage products into its portfolio.
2. x1000_Product - SureScan Corporation
   · SureScan markets x1000 as a CT explosive-detection system for checked-baggage screening. ([surescaneds.com](https://surescaneds.com/x1000/))
3. Detect_1000_Product - SureScan Corporation
   · SureScan markets DETECT xx.xx for checkpoint screening and advertises third-party tray-return integration and additional software capabilities. These are offering statements, not customer-specific interface permissions. ([surescaneds.com](https://surescaneds.com/detect/))
4. Airports of Thailand Awards SureScan Contract for Hold Baggage Screening System
   · The May xx.xx 2026 announcement reports an Airports of Thailand award for x1000 redevelopment of part of Bangkok Suvarnabhumi Airport's existing hold-baggage system; deployment is described prospectively. ([surescaneds.com](https://surescaneds.com/2026/xx.xx/airports-of-thailand-awards-surescan-contract-for-hold-baggage-screening-system/))
   · Company verification: SureScan's May xx.xx 2026 announcement reports an Airports of Thailand contract involving x1000 hold-baggage screening equipment at Bangkok Suvarnabhumi Airport.
   · Company verification: The announcement establishes an awarded project, not completed deployment.
5. About_Titles - SureScan Corporation
   · Company verification: SureScan identifies itself as privately held and names The Matco Group as its parent company.
6. The Chertoff Group, SureScan, and VMD Announce Joint Venture to Revolutionize Airport Security with Gigaplex (TM) Remote Screening Technology - Xcelerate Solutions
   · Company verification: The announcement names SureScan Corporation as a Gigaplex participant contributing image-processing, networking and product-development expertise.
7. Markets - SureScan Corporation
   · Company verification: SureScan's aviation-security portfolio offers x1000 and DETECT xx.xx for passenger checked- and carry-on-baggage screening.
8. Falcone-Borsellino International Airport Selects SureScan x1000 - SureScan Corporation
   · Company verification: SureScan's announcement dated October xx.xx 2022 identifies Falcone-Borsellino International Airport's selection of x1000 for checked-baggage screening.
9. About - Gigaplex
   · Company verification: Names SureScan as a Gigaplex partner contributing image-processing, networking and product-development expertise.

20.6. Vanderlande

[redacted] PAX MX2 is marketed as a dual-lane checkpoint concept, with tray handling and integration with PAX Multiplex software for remote image analysis and data collection. It gives an airport a lane-and-software purchasing option that should be separated from the scanner's own scope.

Vanderlande's Frankfurt Airport reference describes PAX MX2 integrated with PAX Multiplex and identifies support through its local German presence. [redacted]

RESEARCH SAMPLE REPORT

[redacted]

An airport with constrained checkpoint space can evaluate the package alongside a detector-led bundle, provided the proposed scanner interface, image-management license, commissioning responsibility and continuing support are documented. [redacted] The counterforce is the remaining interface with the detector supplier: the package is unsuitable as a shortcut where neither party accepts responsibility for the combined installation.

Sources & Evidence

1. PAX MX2 - Vanderlande
   - Vanderlande markets PAX MX2 checkpoint lanes integrated with PAX Multiplex for remote image analysis and data collection. ([vanderlande.com](https://www.vanderlande.com/fr/systemes/controle-de-securite/pax-mx2/))
2. PAX MX2 security screening system first installed at Frankfurt Airport
   - Vanderlande's Frankfurt reference describes PAX MX2 with tray-return functions, PAX Multiplex integration and support through its German presence; performance benefits remain supplier assertions. ([vanderlande.com](https://www.vanderlande.com/news-insights/pax-mx2-security-screening-system-first-installed-at-frankfurt-airport/))
3. Systems - Vanderlande
   - Company verification: Vanderlande offers integrated hand-luggage and hold-baggage screening solutions and the PAX MX2 and PAX ADVANCED checkpoint products.
4. Vanderlande completes acquisition of Siemens Logistics in Europe, Asia and Middle East
   - Company verification: Vanderlande reports completion of its acquisition of Siemens Logistics in Europe, Asia and the Middle East, expanding its airport baggage and cargo handling business.
5. Vanderlande completes acquisition of Siemens Logistics in the United States
   - Company verification: Reports completion of the Siemens Logistics U.S. acquisition.

20.7. SeeTrue

SeeTrue provides a separately supplied detection-software option rather than a replacement primary baggage scanner. Its APIDS portfolio identifies CT integrations including Analogic ConneCT and Rapiscan 920CT. [redacted]

Westminster Group's April xx.xx 2026 announcement establishes a named SeeTrue partnership for AI-enhanced X-ray and CT screening, positioned as an enhancement to existing equipment. The partner relationship provides a commercial route beyond a manufacturer-owned application portfolio. [redacted]

[redacted]

[redacted] The potential advantage is retaining equipment while changing the application layer; the trade-off is additional coordination among the software supplier, channel partner and scanner manufacturer. A manufacturer-led package remains preferable where the required access or change responsibility cannot be secured.

Sources & Evidence

1. ECAC Common Evaluation Process (CEP) of security equipment
   - ECAC distinguishes configuration-specific evaluation from approval by the appropriate national authority, qualifying reliance on SeeTrue's promotional certification language. ([ecac-ceac.org](https://ecac-ceac.org/activities/security/common-evaluation-process-cep-of-security-equipment))
2. APIDS for CT Screening | ECAC-Approved AI - SeeTrue
   - SeeTrue markets APIDS as a CT screening software layer, identifies Analogic ConneCT and Rapiscan 920CT combinations, and states that platform-specific certification does not transfer to other scanner models. ([seetrue.ai](https://www.seetrue.ai/apids-for-ct/))
   - Company verification: SeeTrue markets APIDS software for CT baggage screening and identifies compatibility with Analogic ConneCT and Rapiscan 920CT.
   - Company verification: The vendor's regulatory assertions were not independently verified against configuration-specific authority records.
3. Westminster Group launches AI-enhanced X-ray screening capability with SeeTrue
   - Westminster's April xx.xx 2026 announcement establishes its SeeTrue partnership for software enhancement of existing X-ray and CT equipment; it does not name a paid airport installation. ([wg-plc.com](https://www.wg-plc.com/news/westminster-group-launches-ai-enhanced-x-ray-screening-capability-with-seetrue))
   - Company verification: The announcement establishes SeeTrue's named software partnership with Westminster for X-ray and CT screening.

20.8. Bruker

Bruker's DE-tector flex represents supplementary trace detection within Airport Baggage Screening Systems, not an interchangeable alternative to primary baggage X-ray or CT imaging. Bruker markets the ion mobility spectrometry product for airport applications involving personal property. [redacted]

[redacted] It also reports earlier-generation Bruker detectors at Geneva Airport. These are relevant airport relationships, but the announcement does not establish completion of the Zurich installation program or a DE-tector flex deployment at Geneva.

[redacted] The Zurich project requires separate acceptance confirmation if a commissioned reference is essential to selection. Keeping this supplementary

purchase separate from primary imaging preserves a meaningful comparison of trace equipment, while adding its own consumable and support commitments.

Sources & Evidence

1. DE-tector flex | Bruker
   - Bruker markets DE-tector flex as IMS trace detection for airport personal-property applications and advertises planned maintenance, factory repair and on-site service by factory-trained engineers. ([bruker.com](https://www.bruker.com/en/products-and-solutions/cbrne-detectors/ims/de-tector-flex.html))
2. Bruker to Provide Explosives Trace Detectors for Zuerich Airport
   - Bruker's August xx.xx 2023 announcement records a Zurich DE-tector flex replacement order with installations planned during 2024-2025 and reports earlier-generation detectors at Geneva. It does not confirm Zurich completion. ([ir.bruker.com](https://ir.bruker.com/press-releases/press-release-details/2023/Bruker-to-Provide-xx.xx-Explosives-Trace-Detectors-for-Zuerich-Airport/default.aspx))
   - Company verification: Bruker's August xx.xx 2023 announcement records a Flughafen Zürich order for DE-tector flex trace detectors with installations planned during 2024-2025.
   - Company verification: The announcement reports earlier Bruker trace detectors at Geneva Airport; it does not confirm completion of the Zurich installation program.
3. DE-tector flex | Bruker
   - Company verification: Bruker markets DE-tector flex for airport trace-detection applications involving personal property.
   - Company verification: The offering is supplementary detection equipment, not a primary baggage X-ray or CT scanner.

20.9. K'(Prime) Technologies Inc.

K'(Prime) Technologies Inc. provides a buyer-corroborated example of equipment maintenance contracted separately from equipment manufacture. CATSA's corporate planning records the transfer of maintenance for most screening equipment from NAV Canada to KPrime Technologies in 2023/xx.xx. ■■■■■■■■■■ ■■■■■ ■■■■■■■■■■ ■■■■■■■■■ ■■■■■■■■■■ ■■■■■ ■■ ■■■ ■■■■■■ ■■■■■■■■■■ ■■■■■■■■■■■■■■■ ■■■■■■■■■■■■ ■■■■■■■■■■■■ ■■■■■■■■■■■■ ■■■ ■■■■■■■■■ ■■■■■■■■ ■■ ■■■■■■■■ ■■■ ■■■■■■■■■■■■ ■■■■■■■■■■■ ■■■■■■■■■■■ ■ ■■■■■■■■ ■■■■■■■ ■■■■■■■■■■■■■ ■■ ■■■■■ ■■■ ■■■■■■■■■■ ■■■■■ ■■■■■■■■■ ■■■■■■■■■■ ■■ ■■■ ■■■■■■ ■■■■■ ■■■■■■■■■ ■■■■■■■■■■■■■■ ■■■■■■■■■■

For a buyer managing a mixed installed fleet, the relevant comparison is the proposed maintenance agreement rather than the breadth of the equipment catalog. ■■■■■■ ■■■■■■■■■ ■■■ ■■■■■ ■■■■■■■■■ ■■ ■■■■■■■ ■■■■■■■■■■■ ■■■■■■ ■■■■■■ ■■■■■■■■■ ■■■ ■■■■■■■ ■■■■■■■ ■■■■■■■ ■■■■■■■■■■■ ■■■■■■■■■■■■■ ■■■■■ ■■■ ■■■■■■■■ ■■■■■■■ ■■■■■■■■ ■■■■■■■■■■■■ ■■■ ■■■■■■■■■■ ■■■■■■■■■■■■■■■ ■ ■■■■■■■■ ■■■■■■■■■■■■ ■■■■■■■■ ■■■ ■■■■■■■■■■■ ■■■■■■■ ■■■■■■■■■■■■■■■ ■■ ■■■■■ ■■■■■■■■■■■ ■■■ ■■■■■■■■■■■■ ■■■■■■ ■■■■■■■■■■■■ ■■■■■■■ ■■■■■■■ ■■ ■■■■■■■■■■■■ ■■■■■■ ■■■■■■■■■■ ■■■■■■■■■■ ■■■■■■■ ■■■■■■■ ■■■ ■■■■■■■■ ■■■■■■■ ■■■■■■■■■■■ Neither model's general description establishes coverage for a particular installation.

Sources & Evidence

1. Service
   - Smiths Detection advertises direct on-site service, technical support, training, and tailored support plans, establishing a manufacturer-service alternative without establishing coverage for a prospective installation. ([smithsdetection.com](https://www.smithsdetection.com/service/))
2. Key Corporate Risks - CATSA
   - CATSA's 2024-2025 to 2028-2029 planning records the transition of maintenance for most screening equipment from NAV Canada to KPrime Technologies in 2023/xx.xx; it does not identify every covered installation. ([catsa-acsta.gc.ca](https://www.catsa-acsta.gc.ca/en/publications/key-corporate-risks))
   - Company verification: CATSA states that maintenance of most screening equipment transitioned from NAV Canada to KPrime Technologies in 2023/xx.xx.
3. About Us | K'(Prime) Technologies
   - K'(Prime) identifies itself as wholly owned by Nanalysis Scientific Corp. and describes airport imaging-equipment maintenance and its CATSA maintenance relationship. ([kprime.net](https://www.kprime.net/about/))
   - Company verification: K'(Prime) identifies its exact operating name, Calgary headquarters and wholly owned relationship with Nanalysis Scientific Corp.
   - Company verification: Its current corporate page identifies its national CATSA equipment-maintenance contract and airport imaging-services role.
   - Company verification: Identifies the Calgary-based business as wholly owned by Nanalysis Scientific Corp.
4. Security Imaging Services & Products | K'(Prime) Technologies
   - K'(Prime) advertises security-imaging maintenance, equipment sales and distribution, installation, and equipment training in Canada. These are advertised services rather than a new customer's executed support agreement. ([kprime.net](https://www.kprime.net/services/))
   - Company verification: Advertises Canadian security-imaging services covering baggage X-ray systems, explosive detection equipment and airport customers.

20.10. Brock Solutions

Brock Solutions contributes baggage controls, software, and screening integration rather than an interchangeable replacement for a baggage scanner. ■■■ ■■■■■■■■■ ■■■■■■■■■ ■■■■■■■■■ ■■■■■■■ ■■■■■■■■■ ■■■ ■■■■■■■■■■ ■■■■■■■■ ■ ■■■■■■■■■ ■■■■ ■■■■■■■■■■■ ■■ ■■■ ■■■■■■■■ ■■■■■■■■■■■■■■■■■■■■ ■■■■■■■■■■■ ■■■■ ■■■■■■■■■■ ■■■■■■■■■■ ■■■■■■■■■■■ ■■■■■■■■■■■■■■■■■■■■ ■■■■■■■■■■■■ ■■■ ■■■■■■■■■■■■■ ■■■■■■■■■■ That historical record explains the screening-related integration role but does not establish present authorization or bring all of Brock's baggage-tracking and handling activities within baggage screening.

■ ■■■■ ■■■■■■■ ■■■■■■■■ ■■■■■■■■■■■■■ ■■■■■■■■■■■ ■■■ ■■■■■■■■■■■■■■ ■■■■■■■■ ■■■■■■■ ■■■■■■■ ■■■■■■■■■■ ■■■■■■■■ ■■■■■■■■■ ■■■ ■■■■ ■■■■■■■■■■■■■ ■■■■■ ■■■■■ ■■■■■■■■■■■ ■■■■■■■■■ ■■■ ■■■■■■■ ■■■■■■■■ ■■ ■■■■■■■■ ■■ ■■■ ■■■■■■■■■■■ ■■■■■■■■■ ■■■■■■■■■■■■■■ ■■■■■■■ ■■■■■■■■ ■■■■■■■■■ ■■■■■■■■■■ ■■■■■■■■■ ■■■ ■■■ ■■■■ ■■■■ ■■■■■■■■■■■■ ■■■■■■■■■■■■■ ■■ ■ ■■■■■ ■■■■■■■■■■■■■■ ■■■■■■■■■■■■ ■■■ ■■■■■■■■ ■■■■■■■■■ ■■■■■ ■■■■■■■■ ■■ ■■■■■■■■ ■■■■■■■■■■■ ■■ ■■■■■■■ ■■■■■■■ ■■■■■■■ ■■■■■■■■■■■ Airlines considering a similar arrangement should first secure the participating authorities, airport responsibilities, information-sharing permissions, and support commitments. Buying connectivity alone is not equivalent to securing the cross-institutional screening arrangement; a conventional local arrangement remains the practical alternative where those commitments are unavailable.

Sources & Evidence

1. United Launches CBP's International Remote Baggage Screening on Select International Flights
   · United's September xx.xx 2025 announcement names Brock Solutions, BagCheck, and Sydney Airport as partners in the Sydney-San Francisco IRBS initiative involving CBP and TSA. It does not specify Brock's complete contractual work package or authorize other routes. ([united.mediaroom.com](https://united.mediaroom.com/2025-xx.xx-xx.xx-United-Launches-CBPs-International-Remote-Baggage-Screening-on-Select-International-Flights))
2. Brock Solutions' Automated in-Line EDS Baggage Screening System Technology Recertified With the US Government's Department of Homeland Security
   · Brock's September xx.xx 2014 announcement identifies SmartSort, SmartSuite, detection-equipment integration, and commissioning within its in-line EDS integration offering. Its historical scope does not establish present authorization. ([brocksolutions.com](https://www.brocksolutions.com/eds-baggage-screening-system-homeland-security/))
   · Company verification: The September xx.xx 2014 business announcement describes Automated In-Line EDS Baggage Screening System integration and U.S. airport deployments.
3. Baggage Handling Systems - Brock Solutions
   · Brock advertises SmartSort for baggage sortation and high-level control. This broader baggage-system portfolio requires separation from the screening-related integration scope. ([brocksolutions.com](https://www.brocksolutions.com/baggage-handling-systems/))
4. Who We Are - Brock Solutions
   · Company verification: Identifies Brock Solutions as privately held and employee owned, with Canadian and U.S. business locations.

20.11. K2 Security Screening Group

K2 Security Screening Group has a buyer-documented integration-prime role that is distinct from originating the component technologies. K2 Consulting presents the group as an operating division. ■■ ■■■■■ ■■■ ■■■■■ ■■■ ■■■■■■■■■■ ■■■■■■■■ ■■■■■■■■■ ■■■ ■■■■■■■■■ ■■ ■■■■■■■■ ■■■■■■■■ ■■■ ■■■■■■ ■■■ ■■■ ■■■ ■■■■■■■■ ■ ■■■■■■■■■■ ■■■■■■■ ■■■■ ■■■■ ■■■ ■■■■ ■■■■■■■■■■ ■■■ ■■■ ■■■■■■■■■■ ■■■■■■■■■■ ■■■ ■■■■■■■■■ ■■■■■■■■■■■■■■■ ■■■■■■ ■■■■■■■■ ■■ ■■■■■■■■■ ■■■ ■■■■■■■■■ ■■■ ■■■■■■■ ■■■ ■■■■■■■■■■ ■■■■■■■■■■ ■ ■■■■■■■■ ■■■■■■■■■■■■■■■ ■■■ ■■■■■■■■■ ■■■■■■■■■■ ■■ ■■■■■■■■■ ■■ ■■■ ■■■■■■■■■■ ■■■■■■■■■ ■■■■■■■■■■■

For a terminal developer, this model offers a route to coordinated procurement and installation across several suppliers. ■■■ ■■■■■■■■■■ ■■■■■■■■■ ■■■■■■■ ■■ ■■■ ■■■■■■ ■■■■■■■■■ ■■■ ■■■■■■■■■■ ■■■ ■■■■■■■■ ■■■■■■■■■■■ ■■■■ ■■■■■■■■■ ■■■■■■ ■■■■ ■■■ ■■■■■■ ■■■■■■■■■■■ ■■■■■■ ■■■■■■■■■ ■■■■■■■■ ■■■ ■■■■■ ■■■■■■■■■■■ ■■■■■■ ■■■ ■■■■■■■■ ■■■■■■■■■■■■ ■■■■■■■■■■■■ ■■■■■■■■■■■ ■■■■■■■■■■■ ■■■■■■■■■■■ ■■■■■■■■■ ■■■■■■■■■■■ ■■■ ■■■■■■■■■■ ■■■■■■■■ ■■■■■■■■ ■■■■■■■■■■ ■■■■■■■■■ ■■■■■■■■ ■■■■■ ■■■■■■ ■■■■■■■■ ■■■■■■■■■■■■ ■■■ ■■■■■■■ ■■■ ■■■■■■■■■ ■■ ■■■■■■ ■■■■■■■■■■■ ■■■■■■■■■■■ The JFK appointment is a relevant delivery reference, not proof that another terminal's eligibility, compatibility, or support requirements are already satisfied.

Sources & Evidence

1. JFK Millennium Partners Selects K2 to Deliver State-of-the-Art Security Screening Checkpoint at new JFK Terminal 6
   - JFK Millennium Partners announced on March xx.xx 2025 that K2 Security Screening Group would procure, install, and deploy the Terminal xx.xx checkpoint while coordinating with authorities and technology providers. Announced baggage-related equipment includes CT and automated bin return; the announcement is not a completion record. ([portauthoritybuilds.com](https://www.portauthoritybuilds.com/redevelopment/us/en/jfk/planned-projects/terminal-xx.xx/news/jfk-millennium-partners-selects-k2-to-deliver-state-of-the-art-s.html))
2. About us main - K2 Consulting
   - K2 Consulting identifies Security Screening Group among its operating divisions and describes its airport screening-equipment installation and integration role. ([k2consulting.com](https://www.k2consulting.com/about-us-main/))
   - Company verification: K2 identifies Security Screening Group as one of its operating divisions and describes airport screening-equipment planning, installation and integration.
   - Company verification: Its corporate material identifies recent management activity and named airport projects, including LaGuardia, Atlanta, San Francisco, Los Angeles and Salt Lake City.
3. Security Checkpoint in Airport | Project Security Screening
   - Company verification: Describes airport checkpoint and checked-baggage equipment deployment services.
   - Company verification: Identifies screening-system installation or integration projects at LaGuardia, Atlanta, Los Angeles and Deadhorse airports.

20.12. SEGMAN S.A. DE C.V.

[redacted] It claims exclusive distribution in Mexico, Guatemala, Nicaragua, and Honduras and factory-certified technical support. These are SEGMAN's representations; they do not independently establish the manufacturer's current appointment or its product-specific territorial terms.

The offering is a regional equipment-and-service channel, not a separate originator of Smiths Detection technology. [redacted] A local intermediary may simplify coordination, but that benefit depends on documented manufacturer backing and site coverage rather than the distributor's geographic claim alone.

Sources & Evidence

1. Service
   - Smiths Detection's direct service offering is a comparison option alongside a regional intermediary; the page does not confirm SEGMAN's appointment or a particular country's service arrangement. ([smithsdetection.com](https://www.smithsdetection.com/service/))

2. SEGMAN S.A. DE C.V. - Smiths Detection
   - SEGMAN advertises Smiths Detection airport baggage and checkpoint equipment, maintenance, warranty assistance, on-site support, and training. Exclusivity in Mexico, Guatemala, Nicaragua, and Honduras and factory certification are SEGMAN's own claims, not independent manufacturer confirmation. ([segman.com](https://segman.com/smithsdetection.html))
   - Company verification: Advertises Smiths Detection airport baggage inspection and checkpoint solutions in Mexico.
   - Company verification: States an exclusive Mexican distribution role and associated equipment-maintenance support.
   - Company verification: SEGMAN advertises Smiths Detection distribution in Guatemala, Nicaragua and Honduras.
   - Company verification: Its business page links airport/checkpoint baggage-inspection offerings and advertises equipment maintenance and support.

20.13. Agilent Technologies

Agilent Technologies addresses a dedicated checkpoint alarm-resolution purchase rather than the primary full-baggage imaging requirement. Its Raman-based Insight300M and InsightBLS systems are marketed for material identification, with different container coverage: Insight300M includes metallic containers, while InsightBLS addresses nonmetallic containers. ■■■■■■■ ■■■■■■■■■ ■■■■■■■■■■ ■■■ ■■■ ■■■■■ ■■■■■■■■■■ ■■■■■■■■■ ■■■■■■■■■■■■■ ■■■■■■■■■■■■■■■■■■■ ■■■■■■■■ ■■■ ■■■■■■■■■ ■■■■■■■■■■ ■■ ■■■■■■■■■■■■■ ■■■■■■■■ ■■■■■■■■■ ■■■ ■■■■■■■■■■■ ■■■■ ■ ■■■■■■■■ ■■■■■■■ ■■ ■■■■■■■

A separate U.S. access milestone strengthens the business evidence beyond a general product listing. On May xx.xx 2026, Agilent announced a TSA contract for Bulk Alarm Resolution Technology at U.S. airports hosting FIFA World Cup matches. ■■■ ■■■■■■■■■■■■ ■■■■■■■■■■■■ ■ ■■■■■■■■ ■■■■■ ■■■ ■■■■■■■■ ■■■■■■■■■■ ■■■■■■ ■■ ■■■■ ■■■ ■■■■■■■■■ ■■■■■■■■■■ ■■■■■■■■■■■■ ■■ ■■■■■ ■■■■■■■■ ■■■■■■■ ■■ ■■■■■■■■■ ■■■■■■■■■■■■■ ■■■ ■■■■■ ■■■■■■■■ ■■■■■■■■■■■■■■

Checkpoint buyers should define the alarm-resolution function, container coverage, and applicable authority acceptance before comparing offers. ■ ■■■■■■■■■ ■■■■ ■■ ■■■■■■■■ ■■■■■ ■■■■ ■■■■■■■■■■■■ ■■■■■■■■ ■■ ■■■ ■■■■■■■■■■ ■■■■■ ■■ ■■■■■ ■■■ ■■■■■■■ ■■ ■■■■■■■■■■■■ ■■■■■■■■■■■ ■■ ■■■■■■■ ■■■ ■■■■■■■ ■■■■■■■■ Supplier performance claims should remain separate from demonstrated outcomes at the proposed installation.

Sources & Evidence

1. Liquid Explosive Detector, Bottle Liquid Scanner, Insight
   - Agilent markets the Raman-based Insight300M and InsightBLS for checkpoint alarm resolution, including standalone use or use alongside cabin-baggage explosive-detection systems. The stated container coverage differs between the models; product positioning does not establish a proposed installation's authorization. ([agilent.com](https://www.agilent.com/en/product/molecular-spectroscopy/raman-spectroscopy/raman-aviation-security-systems/insight-series-alarm-resolution-systems))
2. Agilent to Supply Next Generation Alarm Resolution Technology to U.S. Airport Security Screening Checkpoints ahead of FIFA World Cup 2026
   - Agilent's May xx.xx 2026 release reports a TSA award for Bulk Alarm Resolution Technology intended for checkpoints at U.S. FIFA World Cup host-city airports. It establishes a reported award, not completed commissioning or approval of every Insight configuration. ([agilent.com](https://www.agilent.com/about/newsroom/presrel/2026/19may-gp26010.html))

3. Liquid Explosive Detection System, Insight200M | Agilent
   - Company verification: Offers Insight200M for liquid-explosive detection and checkpoint alarm resolution associated with cabin-baggage screening.
   - Company verification: The product page records the September xx.xx 2025 launch of the Insight300M and InsightBLS airport-security range.
4. Selmatec helps enhancing Security and Passenger Experience at Copenhagen Airport with State-of-the-Art Checkpoint Upgrade
   - Company verification: Selmatec's Copenhagen project announcement identifies Agilent Cobalt Insight200 liquid-screening equipment among the installed technologies.
5. Contact Us | Agilent
   - Company verification: Agilent's Finnish contact record lists Cobalt Insight liquid explosive detection systems within airport security.

20.14. Westminster Group Plc

Westminster Group Plc combines airport equipment supply and technical lifecycle support with a broader managed-security offering. ■■■ ■■■■■■■■ ■■■■■■■■■ ■■■■■■■■■■ ■■■■■■ ■■■ ■■■■■■■■■■■■ ■■■■■ ■■■■■■■■■■ ■■■■■■■■■ ■■■■■■■■■■ ■■■ ■■■■■■■■■■■ ■■■■■■■■■ ■■■ ■■■■■ ■■■■■■■■■■ ■■■■■■■■■■ ■■■■■■■■■■■■■ ■■■ ■■■■ ■■■■■■■■■ ■■■■■■ ■■■ ■■■■■■■■■■■■ ■■■■■■■■ ■■■■■■■■ ■■■■■■■■ ■■■ ■■■■ ■■■■■■■■ ■■■■■■■■■■ Buyers therefore need to identify the operating company accepting each obligation rather than assume that the group brand is the contracting counterparty.

■■■■■■■■■■■■■ ■■■■■■■■ ■■■■■■■■■■■■■ ■■■■■■■■ ■■■■ ■■■■■■■■■ ■■■■■■■■■ ■■■ ■■■■■■■■■■■■■■■■ ■■■■■■■■■ ■■■■■■■■■■■■■ ■■■■■■■■■■■■ ■■■ ■■■■■■■■ ■■■■■■■ ■ ■■■■■■ ■■■■■■■■■■■■■■■■ ■■■■■■■■■■■■■ ■■■■■ ■■■■■■■■■ ■■■ ■■■■■■■■■■■■■■■■■ ■■■■■■■■■■■■ ■■■ ■■■■■■■■ ■■■■ ■■■■■■■■ ■■■■■■■■ ■■■■■■■■■ ■■■■■ ■■ ■■■■■■■■ ■■■ ■■■■■■■■ ■■■■■■■■■■ ■■■ ■■■■■■■■ ■■■■ ■■■■ ■■■ ■■■■■■■■■■ ■■■ ■■■■■■■■ ■■■■■■■■ ■■■■■■■ ■■ ■■■■■■■■ ■■■■■■■■■■■■ ■■■■■■■ For comparable procurement, an airport should specify equipment, replacement, upgrade, and maintenance responsibilities separately even when purchasing a broader package. Bundling can reduce coordination, but it can also make the equipment-support boundary less transparent.

■■■ ■■■■■ ■■ ■■■■ ■■■■■■■■ ■■■■■■■■■■■■ ■■■■■ ■ ■■■■■■■■ ■■■■■■■■■■■■■■■■■■■■■ ■■■■■ ■■■ ■■■■■■■■ ■■■■■ ■■■ ■■ ■■■■■■■■■■■■■■■ It does not establish a paid airport deployment or a customer's integration rights. Buyers considering that route should require the supported equipment combination, license scope, authority acceptance, and warranty allocation before treating the announcement as an executable retrofit offer.

Sources & Evidence

1. Westminster Group launches AI-enhanced X-ray screening capability with SeeTrue
   · Westminster announced an AI-enhanced X-ray and CT offering with SeeTrue on April xx.xx 2026, positioned to enhance existing equipment. The announcement does not identify a paid airport deployment or establish customer-specific integration permissions. ([wg-plc.com](https://www.wg-plc.com/news/westminster-group-launches-ai-enhanced-x-ray-screening-capability-with-seetrue))
   · Company verification: Westminster's April xx.xx 2026 announcement advertises an AI-enhanced X-ray and CT screening capability in partnership with SeeTrue, including aviation applications.
   · Company verification: The announcement does not identify a paid airport deployment or establish AWLS ownership.
2. About Westminster Group Plc
   · Westminster describes technology and managed-service divisions and identifies Westminster International Ltd with technical supply and Westminster Aviation Security Services Ltd with aviation expertise. The group description does not establish the contracting company for a particular airport engagement. ([wg-plc.com](https://www.wg-plc.com/company/about-us))
3. Airports & Aviation - Westminster Group
   · Westminster advertises cabin- and hold-baggage X-ray equipment, conveyors, tray-return systems, and broader airport managed services. These offerings support separating equipment and technical commitments from the wider security-service package. ([wg-plc.com](https://www.wg-plc.com/sectors/air))
   · Company verification: Currently advertises airport checkpoint and hold-baggage X-ray equipment and screening-related conveyor and tray-return systems.
4. Complete Security at Freetown International Airport - Westminster Group
   · Westminster's undated Freetown case describes checked- and carry-on-baggage equipment, maintenance, and upgrades within wider airport-security services. It does not establish the present contract period, renewal status, or current site-support terms. ([wg-plc.com](https://www.wg-plc.com/case-studies/complete-security-at-freetown-internation-airport))
   · Company verification: Describes installation of checked- and carry-on-baggage X-ray equipment, maintenance and upgrades within its Freetown International Airport project in Sierra Leone.
5. X-Ray Screening Solutions
   · Company verification: Westminster advertises sales, installation, commissioning and maintenance of X-ray baggage scanners.
   · Company verification: Its screening-solutions page expressly includes aircraft hold-baggage applications.
6. Ghana - Westminster Group operations
   · Company verification: Documents Westminster's Ghana route to market through AWLS, including equipment supply and maintenance.
7. Westminster Group Hosts Senior Ghanaian Delegation
   · Company verification: Westminster's September xx.xx 2025 announcement documents a business event organized in partnership with AWLS Ghana Ltd.

20.15. Micro-X Limited

[redacted] Its product portfolio describes a modular baggage CT scanner being developed with Department of Homeland Security funding for passenger self-screening checkpoints. Government evaluation establishes a customer-development relationship, not permission for routine airport deployment.

[redacted] Continued government backing is relevant counterevidence to an assumption of inactivity, but it does not itself establish executable airport supply. Buyers with an immediate replacement requirement should retain an eligible, contractually supportable alternative.

Sources & Evidence

1. Micro-X Limited - Appendix 4D and Half-Year Financial Statements, December 31, 2025
   · Micro-X Limited's half-year filing for the period ended December xx.xx 2025 identifies baggage-scanner and passenger-checkpoint prototypes delivered for U.S. government evaluation under a DHS development relationship. It does not establish routine airport deployment authorization. ([announcements.asx.com.au](https://announcements.asx.com.au/asxpdf/xx.xx/pdf/06wvv0c8dp5kvj.pdf))
   · Company verification: The February xx.xx 2026 filing reports Australian airport-checkpoint development and prototype deliveries for U.S. government evaluation.
2. Baggage CT Scanner - Micro-X
   · Micro-X describes a modular baggage CT scanner under development with DHS funding for passenger self-screening checkpoints. The page's development positioning is not a commercial delivery commitment. ([micro-x.com](https://www.micro-x.com/industry/security-solutions/baggage-ct-scanner))
3. Micro-X Limited - DHS Extension Moves CT Baggage Scanner Towards Commercialisation
   · The board-authorized September xx.xx 2026 announcement states that Micro-X Inc., the U.S. subsidiary, signed a DHS development extension. It describes standalone scanner supply as potential and further commercialization as prospective, rather than announcing an airport equipment deployment. ([app.sharelinktechnologies.com](https://app.sharelinktechnologies.com/announcement/asx/2024600ba70c54eaf78af19fd5a6b509))

20.16. Point FWD

[redacted] In its Zurich Airport case, Point FWD reports supporting requirement definition, tender preparation, and stakeholder coordination. This is a supplier-reported reference, not independent proof of superior airport outcomes.

An airport can purchase this advisory role separately when it needs to establish a common brief before comparing manufacturers and integration primes. [redacted] Before appointment, the buyer should confirm the contracting

entity, independence arrangements, deliverables, and handoff to equipment procurement rather than equate advertised vendor neutrality with guaranteed results.

Sources & Evidence

1. Services | Planning and Design Security Checkpoints - Point FWD
   - Point FWD advertises airport checkpoint planning, functional design, CT and automatic-tray-return transition assistance, vendor-neutral procurement support, tender preparation, and implementation guidance. These establish an advertised advisory offering, not an equipment-delivery obligation. ([pointfwd.com](https://www.pointfwd.com/services-planning-and-design))
   - Company verification: Point FWD advertises airport checkpoint planning, CT and automatic-tray-return transition support, vendor-neutral procurement support and implementation guidance.
   - Company verification: The page establishes a screening-specific advisory offering rather than scanner manufacturing.
2. Full-Scale Security Checkpoint Transition at Zurich Airport - Point FWD
   - Point FWD's Zurich Airport case reports requirement definition, tender preparation, and stakeholder coordination. It is a supplier-published customer reference rather than independent evidence of superior outcomes. ([pointfwd.com](https://www.pointfwd.com/cases/full-scale-security-checkpoint-transition-guidance))
3. Terms and conditions - Point FWD
   - Point FWD's legal notice identifies Point FWD B.V. in the Netherlands. This supports the business identity but does not independently establish the legal party to a future advisory contract. ([pointfwd.com](https://www.pointfwd.com/terms-and-conditions))
4. XSPERINSE - Project Fact Sheet | CORDIS | European Commission
   - Company verification: The project record identifies POINT FWD BV as a Netherlands-based private-sector participant in the same aviation-screening project.

21. Companies Covered

Table 661. Global Airport Baggage Screening Systems Market, Companies Covered

Company
3DX-RAY
ACDS
Achelis Kenya Limited
ACIX Middle East
Advanced Control Systems
Advanced Logistic Systems
AECOM
AERO Corporation Co Limited
Aerotech
Agilent Technologies
Air Technology
Al Fajer Trading L.L.C
Al Hamra Group sarl
ALL NIPPON AIRWAYS TRADING CO., LTD.
Alstef Group
AMD Import
Analogic Corporation
Angkasa Pura Supports
ANGLOSEC Sp. z o.o.
Apstec Systems
Arabian Business Machines
Arempa International
ASELSAN
Astrophysics Inc.
Athena Security
ATL-SA
Autoclear
Aviation Project & Management Services
AWLS Ghana Limited
Battelle

Table 661 - continued

Company
BEUMER Group
Bharat Electronics Limited
Bharti Technologies
BigBear.ai
Billion Prima Sdn Bhd
Blits Proof Group Limited
BNP Associates, Inc.
Brock Solutions
Bruker
Caribe Service
Cassioli
CEIA
CGN Begood
Circuit Business Systems Limited
CITCOnveyors
Codexpro
CODISEI
ControlTouch Systems LLC
Công ty TNHH Kỹ Thuật Công Nghệ TNC
Daifuku
Dainippon
Danlex
DEEPNOID Inc.
Detecta
Detectnology (UK) Ltd
Diagnostika-M
Dimark S.A.
Diversified Automation
Diversified Conveyors International, LLC
EAS Envimet Analytical Systems Ges.m.b.H.
EBISTRADE, Inc.
ELECTROCOMREP CIA. LTDA.

Table 661 - continued

Company
Electronics Corporation of India Limited
Exruptive
Falcon Group
FISCAN
Fives
G&S Airport Conveyor
Gilardoni
Global Clearinghouse Systems
Godrej Security Solutions
Golden Ratio Management Corporation
Ground Security Systems
HAB International
Habari Logistics
HBA System Integrators
Hemiscan
Herbert Systems
Hiphen Solutions Services Ltd
HISSCO International
HPT Việt Nam
HTDS
HÖRMANN Klatt Conveyors GmbH
InnospeXion
Innovation Tower Trading
Intercol
IPS Securex Holdings Limited
ISN Technologies
ITI Technology
JAPAN AEROSPACE CORPORATION
K'(Prime) Technologies Inc.
K2 Security Screening Group
KGT Kenya Limited
KraftOne Group

Table 661 - continued

Company
Kromek
Krystalvision Image Systems Pvt. Ltd.
Leonardo
LINEV Systems
Magenta (K) Ltd
MATREX
Micro-X
Micro-X Limited
Mitmir
Modern Digital Electronics Limited
Motwane Security Systems
Multi-net Group Ltd
MultiX
National Security Services Company (SAFE)
National Trading & Projects Co. LLC
NeuralGuard
Nimrod Engineering Pte. Ltd.
NPO Spetstekhnika
NSC Sweden AB
Nuctech
One Resonance Sensors, LLC
Paradym Pty Ltd
Parnis Airport Services
Point FWD
Point Security, Inc.
ProXcan
PT Senjaya Solusi Sekurindo
Pteris Global
Qatar Security Systems Company
Qylur Intelligent Systems, Inc.
Radworks Trading Limited
Rahyaft Hooshmand Ariaban

Table 661 - continued

Company
Rajab & Silsilah
Rapiscan Systems
Rayyan Secutech
RexSecurity
RS DYNAMICS
Safeagle
Safeway System
Scanna
ScanTech AI Systems, Inc.
Securex Agencies (K) Limited
Securina Detection System Co., Limited
Security Solutions Experts FZ-LLC
SeeTrue
SEGMAN S.A. DE C.V.
SEGTEC, S.A. DE C.V.
Sellex International
Selmatec AS
Senaia International, Inc.
Sensec AB
Setronix Rayos X
Shanghai Eastimage Equipment Co., Ltd.
SIDA Solutions
Siemens Logistics
SJK Innovations
Smiths Detection
Studdiford Technical Solutions, LLC
SureScan Corporation
Swanson Rink
Techik Instrument Co., Ltd.
TechScan
The Chertoff Group
The Integrated Systems

Table 661 - continued

Company
Three D Integrated Solutions Ltd.
Todd Research
Toyo Kanetsu
Tuwaiq Technology
ULMA Handling Systems
unival group GmbH
Unlimited Systems
V2X
Vanderlande
Vehant Technologies
Visiom
Visiontec Systems
VMD Corp
VMI Security
VTC
Westminster Group Plc
Westport Security Nigeria Limited
X-Ray Center
ZiraTrade LLC

Sources & Evidence

1. OSI Systems, Inc. - Form 10-K for the fiscal year ended June 30, 2026
   - Company verification: OSI Systems' fiscal 2026 filing identifies Rapiscan as its security-products trade name and describes continuing airport, baggage-inspection and related service activities.
   - Company verification: The filing supports reporting Rapiscan Systems as an operating portfolio within OSI Systems rather than as an independent ultimate parent.
2. About_Titles - SureScan Corporation
   - Company verification: SureScan identifies itself as privately held and names The Matco Group as its parent company.
3. Airports of Thailand Awards SureScan Contract for Hold Baggage Screening System - SureScan Corporation
   - Company verification: SureScan's May xx.xx 2026 announcement reports an Airports of Thailand contract involving x1000 hold-baggage screening equipment at Bangkok Suvarnabhumi Airport.
   - Company verification: The announcement establishes an awarded project, not completed deployment.
4. DAIFUKU PROFILE 2026
   - Company verification: Daifuku's 2026 corporate profile includes airport security lanes and baggage-inspection-related equipment in its current product portfolio.

5. About us | Daifuku Airport Netherlands
   - Company verification: The operating company's official page identifies Daifuku Airport Netherlands as wholly owned by Daifuku Co., Ltd.
   - Company verification: The page states that the Scarabee name was discontinued and the business continued as Daifuku Airport Netherlands, supporting continued group-level reporting under Daifuku.
6. The Group - Alstef Group
   - Company verification: Alstef's corporate page identifies the Alstef Group operating structure, including Alstef Automation, Alstef New Zealand and Alstef USA.
   - Company verification: The page records the group's rebranding and acquisition history and includes business information for 2025, supporting continuing group-level operations.
7. Baggage Handling Systems | Airport BHS Solutions - Alstef Group
   - Company verification: Alstef expressly offers hold-baggage screening integration.
   - Company verification: Its project portfolio describes integrated screening work at Marseille Provence, Princess Juliana and Henri Coandă airports, establishing a screening-specific integration role beyond generic baggage handling.
8. About Us | K'(Prime) Technologies
   - Company verification: K'(Prime) identifies its exact operating name, Calgary headquarters and wholly owned relationship with Nanalysis Scientific Corp.
   - Company verification: Its current corporate page identifies its national CATSA equipment-maintenance contract and airport imaging-services role.
   - Company verification: Identifies the Calgary-based business as wholly owned by Nanalysis Scientific Corp.
9. About us main - K2 Consulting
   - Company verification: K2 identifies Security Screening Group as one of its operating divisions and describes airport screening-equipment planning, installation and integration.
   - Company verification: Its corporate material identifies recent management activity and named airport projects, including LaGuardia, Atlanta, San Francisco, Los Angeles and Salt Lake City.
10. The Chertoff Group, SureScan, and VMD Announce Joint Venture to Revolutionize Airport Security with Gigaplex (TM) Remote Screening Technology - Xcelerate Solutions
    - Company verification: The December xx.xx 2024 announcement names VMD Corp, an Xcelerate Solutions company, as a Gigaplex joint-venture participant.
    - Company verification: The announcement names SureScan Corporation as a Gigaplex participant contributing image-processing, networking and product-development expertise.
    - Company verification: The announcement names The Chertoff Group as a Gigaplex participant contributing intellectual property, networking and security expertise.
    - Company verification: The announcement does not establish paid airport deployments or separately attributable licensing revenue.
11. Critical Infrastructure Protection | Xcelerate Solutions
    - Company verification: Xcelerate identifies VMD Corp as its wholly owned subsidiary.
    - Company verification: The same service page advertises Gigaplex remote-screening technology for CT imaging and aviation-security applications, clarifying the parent/subsidiary relationship without establishing deployment revenue.
12. □□□□□ □□□ - □□□□□□□ □□□□□□□
    - Company verification: The Lebanese government register identifies Al Hamra Group SARL in Rapiscan commercial representation records for Beirut airport baggage-inspection equipment.
    - Company verification: A later entry records a Rapiscan service-provider appointment valid through June xx.xx 2025; this historical appointment does not establish current authorization in October 2026.

13. Future Travel Experience 2026 - BEUMER Group
    - Company verification: BEUMER's September 2026 event offering continues to advertise Sectro as a passenger and carry-on-baggage screening system.
    - Company verification: The page establishes continuing promotion but does not identify an installed Sectro airport customer.
14. X-Ray Baggage Inspection Systems | ECIL | DAE | India
    - Company verification: ECIL's specific product page describes its own single-view and dual-view X-ray baggage inspection systems.
    - Company verification: The page does not identify an airport customer, so it does not resolve airport-specific participation or attribution against ECIL-Rapiscan.
15. HI-SCAN 10080 XCT | Explosives Detection System | Smiths Detection
    - Company verification: Smiths Detection markets the HI-SCAN xx.xx XCT as an explosive detection system for airport hold baggage, with baggage-handling-system integration.
16. TSA Awards Smiths Detection a Contract for Full-Size Computed Tomography Systems
    - Company verification: The June xx.xx 2023 company announcement identifies a TSA contract for full-size checkpoint CT systems and related services using HI-SCAN xx.xx CTiX and iLane.
17. Smiths Detection completes transition to CVC Capital Partners
    - Company verification: Smiths Detection announced completion of its transition from Smiths Group to CVC Capital Partners on June xx.xx 2026.
    - Company verification: The June xx.xx 2026 announcement confirms completion of Smiths Detection's transition from Smiths Group to CVC Capital Partners.
18. Checkpoint - Analogic
    - Company verification: Analogic markets ConneCT as an aviation checkpoint explosive detection system for carry-on baggage.
19. Press Release: Analogic and Leidos Complete Combination of Security Enterprise Solutions Businesses - Analogic
    - Company verification: The October xx.xx 2026 announcement confirms completion of the combination of Analogic with Leidos' Security Enterprise Solutions, Ports & Borders and Industrial Automation businesses.
    - Company verification: The October xx.xx 2026 announcement confirms completion of the combination with Leidos' Security Enterprise Solutions, Ports & Borders and Industrial Automation businesses.
    - Company verification: The combined privately held company operates under the Analogic brand from Salem, New Hampshire.
20. Aviation & Critical Infrastructure - Analogic
    - Company verification: Analogic's expanded aviation portfolio includes the ClearScan cabin-baggage explosive detection system and screening-management software.
21. TSA awards up to $1.3 billion to procure additional CT X-ray scanners for airport checkpoints
    - Company verification: TSA's April xx.xx 2023 announcement names Analogic Corporation as the supplier of base-size airport checkpoint CT units.
    - Company verification: TSA's April xx.xx 2023 announcement names Smiths Detection Incorporated as the supplier of full-size airport checkpoint CT systems.
22. RTT110
    - Company verification: Rapiscan Systems markets RTT110 for airport hold-baggage screening and baggage-handling-system integration.
23. Voti Support & Sales Going Forward
    - Company verification: The VOTI business notice states that Rapiscan Holdings acquired substantially all VOTI assets on December xx.xx 2022, and that Rapiscan Systems would manufacture VOTI products and provide support.
24. Kylin Ti CT 型行李/物品检查系统
    - Company verification: Nuctech publicly catalogs the Kylin Ti CT baggage inspection system and identifies airport hand-baggage screening as an application.

25. Nuctech Wins Excellent Aviation Security Solution Provider Award for Third Consecutive Year, Empowering Smart Civil Aviation with Technological Innovation
    - Company verification: Nuctech's account of its 2025 aviation applications identifies baggage-screening deployments at Chinese airports, including Kylin Ti equipment at Shenzhen Airport.
26. SureScan Completes Acquisition of IDSS - SureScan Corporation
    - Company verification: SureScan announced completion of its purchase of IDSS Corporation on April xx.xx 2024, bringing checkpoint and checked-baggage products into its portfolio.
27. Markets - SureScan Corporation
    - Company verification: SureScan's aviation-security portfolio offers x1000 and DETECT xx.xx for passenger checked- and carry-on-baggage screening.
28. Falcone-Borsellino International Airport Selects SureScan x1000 - SureScan Corporation
    - Company verification: SureScan's announcement dated October xx.xx 2022 identifies Falcone-Borsellino International Airport's selection of x1000 for checked-baggage screening.
    - Company verification: The same announcement identifies Gilardoni Raggi X SpA as SureScan's partner serving the Italian airport opportunity.
29. TSA Scanners | Aviation Security | Airport Security Scanners
    - Company verification: Astrophysics explicitly markets airport checkpoint scanners for carry-on luggage and hold-baggage scanners.
30. Aviation Security & Safety Solutions
    - Company verification: Vehant's aviation portfolio includes X-ray baggage scanners and identifies the KritiScan series as a baggage-screening offering.
31. Transportation Systems - Shanghai Eastimage Equipment Co., Ltd.
    - Company verification: Shanghai Eastimage's aviation page reports airport baggage-scanner references in Indonesia, Sri Lanka and Sudan, including the EI-100100M at Khartoum.
    - Company verification: The references are undated and do not establish current airport operating status or current regulatory authorization.
    - Company verification: Continues to publish an undated EI-100100M baggage-scanner installation reference for Khartoum International Airport, Sudan.
32. Airport Security Solutions for Customs & Cargo | LINEV Systems
    - Company verification: LINEV Systems markets airport customs baggage inspection and lists BV 100100DV and BV 100100TB systems.
    - Company verification: The page identifies product availability through its U.S., U.K. and UAE businesses; this is not proof of a specific airport sale.
33. Make in India (MII) Initiatives | ECIL | DAE | India
    - Company verification: ECIL's official Make in India page states that it supplies X-Ray Baggage Inspection Systems to vital and strategic establishments.
    - Company verification: The inspected page does not establish a named airport customer or current airport-specific model.
34. Systems - Vanderlande
    - Company verification: Vanderlande offers integrated hand-luggage and hold-baggage screening solutions and the PAX MX2 and PAX ADVANCED checkpoint products.
35. Vanderlande completes acquisition of Siemens Logistics in Europe, Asia and Middle East
    - Company verification: Vanderlande reports completion of its acquisition of Siemens Logistics in Europe, Asia and the Middle East, expanding its airport baggage and cargo handling business.
    - Company verification: The announcement identifies Siemens Logistics as the acquired airport business and states that U.S. regulatory clearance was still pending at publication.
    - Company verification: This record alone does not establish the present U.S. ownership or a separately surviving competitor.

36. Munich Airport - Smart Security Lanes | Daifuku Airport Solutions
- Company verification: Daifuku's airport case study identifies Scarabee as a group company and records deployment of Smart Security Lanes at Munich Airport.
- Company verification: The case study states that the first installations entered operation by June 2023.

37. BEUMER Group unveils new automated airport security screening solution at ACI 2024 that dramatically improves operational efficiency
- Company verification: BEUMER Group publicly unveiled SECTRO on September xx.xx 2024 as a centralized airport passenger and cabin-baggage screening solution.
- Company verification: The announcement establishes an advertised solution, not a documented airport installation.

38. Baggage Handling Baggage Handling Solutions - Alstef Group
- Company verification: Alstef Group publicly offers Hold-baggage Screening Integration as part of its airport baggage-handling solutions.

39. APIDS for CT Screening | ECAC-Approved AI - SeeTrue
- Company verification: SeeTrue markets APIDS software for CT baggage screening and identifies compatibility with Analogic ConneCT and Rapiscan 920CT.
- Company verification: The vendor's regulatory assertions were not independently verified against configuration-specific authority records.

40. BigBear.ai and Smiths Detection Complete Testing and Integration - Advancing Airport Security
- Company verification: BigBear.ai's August xx.xx 2025 announcement identifies its Pangiam Threat Detection integration with Smiths Detection HI-SCAN xx.xx CTiX.
- Company verification: The announcement states that the integrated solution was available to airports and undergoing trials at international airports; it does not establish universal deployment approval.

41. Airport & Aviation Security Solutions | Unival Group
- Company verification: unival group publicly markets integrated airport and aviation security solutions and identifies baggage screening within its screening portfolio.

42. Human Security Scanner Falcon
- Company verification: Apstec's Falcon product document advertises simultaneous screening of people, hand-carried bags and wheeled cabin-sized luggage.
- Company verification: The document does not establish airport deployment or authorization as a primary aviation baggage-screening system.

43. CT X-ray machine & SmartLane by SureScan | EBISTRADE, Inc.
- Company verification: EBISTRADE's commercial catalog offers SureScan x1000, DETECT1000 and SureFlow for airport baggage and checkpoint applications.
- Company verification: This establishes a channel offering, not EBISTRADE ownership of the underlying scanner technology.

44. Security Imaging Services & Products | K'(Prime) Technologies
- Company verification: Advertises Canadian security-imaging services covering baggage X-ray systems, explosive detection equipment and airport customers.

45. Key Corporate Risks - CATSA
- Company verification: CATSA states that maintenance of most screening equipment transitioned from NAV Canada to KPrime Technologies in 2023/xx.xx.

46. Brock Solutions' Automated in-Line EDS Baggage Screening System Technology Recertified With the US Government's Department of Homeland Security
- Company verification: The September xx.xx 2014 business announcement describes Automated In-Line EDS Baggage Screening System integration and U.S. airport deployments.

47. Who We Are - Brock Solutions
- Company verification: Identifies Brock Solutions as privately held and employee owned, with Canadian and U.S. business locations.

48. Security Checkpoint in Airport | Project Security Screening
- Company verification: Describes airport checkpoint and checked-baggage equipment deployment services.
- Company verification: Identifies screening-system installation or integration projects at LaGuardia, Atlanta, Los Angeles and Deadhorse airports.

49. SEGMAN S.A. DE C.V. - Smiths Detection
- Company verification: Advertises Smiths Detection airport baggage inspection and checkpoint solutions in Mexico.
- Company verification: States an exclusive Mexican distribution role and associated equipment-maintenance support.
- Company verification: SEGMAN advertises Smiths Detection distribution in Guatemala, Nicaragua and Honduras.
- Company verification: Its business page links airport/checkpoint baggage-inspection offerings and advertises equipment maintenance and support.

50. Aeropuertos - SEGTEC MÉXICO
- Company verification: Offers airport checked-baggage CT inspection systems and X-ray inspection solutions.

51. Aeropuerto Internacional de la Ciudad de México: aviso de fallo, licitación LA-09-KDN-009KDN001-T-31-2024
- Company verification: The official award notice identifies SEGTEC, S.A. DE C.V. as the supplier awarded Mexico City airport security equipment for people and checked-baggage inspection points on May xx.xx 2024.

52. Products - ScanTech AI Systems
- Company verification: Markets SENTINEL CT as a checkpoint baggage-inspection system for airports and other security applications.

53. ScanTech AI Systems, Inc. - 2025 Annual CEO Letter to Stockholders and Annual Report
- Company verification: Identifies ScanTech AI Systems, Inc. and its Buford, Georgia business address.
- Company verification: The October 2025 stockholder material describes continuing airport-related certification work rather than establishing completion of all approvals.

54. Aviation Security | Battelle Solution
- Company verification: The aviation-security portfolio advertises the Battelle LS10 Liquid Bottle Scanner for security checkpoints.
- Company verification: Names Sellex International alongside Battelle in the LS10 liquid-bottle screening offering.

55. Battelle LS10 Liquid Bottle Scanner
- Company verification: Provides a commercial document for the Battelle LS10 Liquid Bottle Scanner.

56. Liquid Explosive Detection System, Insight200M | Agilent
- Company verification: Offers Insight200M for liquid-explosive detection and checkpoint alarm resolution associated with cabin-baggage screening.
- Company verification: The product page records the September xx.xx 2025 launch of the Insight300M and InsightBLS airport-security range.

57. X Ray Machines & Security Scanners - Point Security Inc
- Company verification: Advertises U.S. sales and service of security X-ray equipment, including HI-SCAN baggage scanners offered for airport requirements.

58. Baggage - Diversified Automation
- Company verification: Lists in-line EDS screening among its airport baggage-system solutions.

59. Security Equipment Deployment Services (SEDS) - Studdiford Technical Solutions, LLC
- Company verification: Describes a subcontracting role in TSA EDS deployment and integration with airport Checked Baggage Inspection Systems.

60. TSA Equipment Deployment & Integration - Golden Ratio Management Corporation
- Company verification: Offers airport screening-equipment deployment and integration, explicitly including Explosive Detection Systems.

61. Marquette County Board of Commissioners - June 18, 2024 Meeting Packet
    - Company verification: A June xx.xx 2024 Marquette Sawyer Regional Airport memorandum identifies Golden Ratio's screening-equipment relocation and calibration bid and recommends an award; it does not establish completed performance.
62. Greater Orlando Aviation Authority - Gomez Construction Company Addendum No. 24
    - Company verification: The Greater Orlando Aviation Authority project addendum includes a Senaia International, Inc. proposal for turnkey airport equipment relocation.
63. Baggage CT Scanner - Micro-X
    - Company verification: Describes a small modular CT baggage scanner being developed with U.S. Department of Homeland Security funding for airport self-screening checkpoints.
    - Company verification: The offering is described as developmental, not as an established authorized airport installation.
64. News and Recent Information | ISN
    - Company verification: The project-news page describes airport baggage-control work and a conveyor project interfacing with a Reveal CT-80DR EDS machine.
65. Diversified Conveyors International, LLC - Conveyor Mechanic
    - Company verification: The employer-authored recruitment record identifies Diversified Conveyors International, LLC and describes airport baggage-system installation involving screening-related conveyors.
66. Equipos Especializados - CODISEI
    - Company verification: Offers named baggage X-ray products including CSZX5030A, CSZX6550 and CSZX100100.
    - Company verification: The catalog does not establish airport passenger-screening deployments.
67. X-Ray Scanners Archives - Visiontec Systems
    - Company verification: Identifies Visiontec Systems in Georgetown, Ontario, and lists X-ray scanner categories spanning parcels and cargo.
    - Company verification: The retrieved category page does not establish a passenger-baggage airport offering.
68. How the Screening Partnership Program Works in 5 Steps
    - Company verification: Publishes a commercial overview for airports considering the TSA Screening Partnership Program, establishing an aviation-services business context but not software deployment.
69. Airport - VMI SECURITY
    - Company verification: VMI Security's airport portfolio advertises luggage-inspection solutions and lists SPECTRUM xx.xx.
    - Company verification: The page provides a business address in Lagoa Santa, Brazil.
70. SPECTRUM 6040 - VMI SECURITY
    - Company verification: The official SPECTRUM xx.xx product page expressly identifies airports among its advertised applications.
71. Aeroportos | AerotechdoBrasil
    - Company verification: Aerotech's Brazilian airport portfolio advertises cabin- and checked-baggage inspection.
    - Company verification: The business offers equipment sales, rental, maintenance and related airport inspection support.
72. Aerotech | Seguridad por Rayos X y detección avanzada
    - Company verification: Aerotech's airport division advertises cabin- and checked-baggage inspection and integration.
    - Company verification: The company identifies Chile headquarters and subsidiaries in Brazil and Peru.
73. Equipaje de Mano | Aeroportuarias | Hemiscan
    - Company verification: Hemiscan's airport cabin-baggage catalog lists Rapiscan Orion 920CT, Orion 920DX and TRS Flight.
    - Company verification: The page identifies the company's Santiago, Chile business location.

74. COMPANY | Unlimited Systems
    - Company verification: Unlimited Systems identifies its Peruvian and regional inspection-equipment business.
    - Company verification: It advertises Rapiscan representation and airport equipment support.
75. EDS CT | Unlimited Systems
    - Company verification: Unlimited Systems advertises Rapiscan RTT110 within its hold-baggage screening portfolio.
76. Dainippon - Sistemas de rayos X
    - Company verification: Dainippon advertises Smiths Detection cabin- and checked-baggage inspection equipment in Argentina.
    - Company verification: Its catalog names HI-SCAN xx.xx-series and HI-SCAN 100100T systems.
77. LINEA SMITHS DETECTION | Detecta
    - Company verification: Detecta's commercial Smiths Detection catalog lists HI-SCAN 6040ATIX and other inspection systems.
    - Company verification: The catalog identifies a Bogotá, Colombia business address.
78. DETECTA Seguridad de alta tecnología | soluciones de seguridad de alta tecnología | Bogotá, Colombia
    - Company verification: Detecta's business page advertises authorized distribution in Colombia, Panama and Costa Rica and identifies Smiths Detection representation.
    - Company verification: This is the distributor's public assertion, not independent confirmation of current OEM authorization or local sales.
79. Airport Security Screening Systems - Caribbean | Caribe Service
    - Company verification: Caribe Service advertises installation, maintenance and spare-parts support for airport checked- and hold-baggage screening in Puerto Rico and the Caribbean.
    - Company verification: Its screening portfolio identifies Rapiscan products.
80. Nosotros / About - RexSecurity
    - Company verification: RexSecurity identifies itself as a security division of RexCargo.
    - Company verification: It advertises Rapiscan distribution and local technical support in Costa Rica and states that it serves airports and cargo terminals.
81. Resolución Nro. DGAC-YA-2018-0201-R
    - Company verification: Ecuador DGAC's December xx.xx 2018 resolution identifies ELECTROCOMREP CIA. LTDA. and its historical Rapiscan baggage/parcel distribution role.
    - Company verification: The resolution documents airport X-ray equipment maintenance procurement covering Coca, Lago Agrio, Jumandy, Rio Amazonas and Macas.
82. Nosotros - Setronix Rayos X
    - Company verification: Setronix Rayos X advertises sales of X-ray inspection systems for cabin and checked baggage.
83. Servicios - Setronix Rayos X
    - Company verification: Setronix advertises baggage-inspection equipment sales, maintenance and rental/leasing services.
84. Historia AMD Import
    - Company verification: AMD Import advertises inspection-equipment supply and installation, maintenance and after-sales support in Uruguay.
    - Company verification: It states that supplied equipment is present at airports, without identifying a specific baggage-system transaction on the inspected page.
85. Mitmir
    - Company verification: Mitmir advertises Smiths Detection equipment projects and service in Uruguay.
    - Company verification: Its security business section identifies airport applications and equipment sales, rental and maintenance.

86. Segurança & Inspeção Com Raio X - Techscan
    - Company verification: TechScan advertises X-ray baggage-inspection systems for airport applications.
    - Company verification: Its offering includes integration and equipment support; named current airport installations are not established by this page.
87. SOLUÇÕES - Ground Security Systems
    - Company verification: Ground Security Systems advertises an airport X-ray inspection solution specifically for cabin baggage.
    - Company verification: The advertisement does not identify an OEM, named model or airport customer.
88. ProXcan
    - Company verification: ProXcan's services page advertises equipment and integrated X-ray systems for airport luggage inspection.
    - Company verification: The page does not establish a business connection to an assigned country or name a cabin- or checked-baggage model.
89. Airport logistics and automated baggage handling systems | Cassioli
    - Company verification: Cassioli's airport division offers Fast2Check hand-luggage screening lanes and integration of X-ray or explosive-detection stations.
    - Company verification: The page identifies Cassioli's Italian business location and legal company footer.
90. Cassioli's Fast2Check at the Heart of Bologna Airport's Security Enhancement: Efficiency and Technology for an Improved Passenger Experience
    - Company verification: Cassioli reports supplying Fast2Check systems for Bologna Airport's security area inaugurated on April xx.xx 2025.
91. Baggage sorters, handling belts & airport conveyor systems | ULMA
    - Company verification: ULMA Handling Systems offers airport inspection-system integration.
    - Company verification: ULMA reports completion of Malaga-Costa del Sol Airport's adaptation to EDS Standard xx.xx inspection machines.
92. Hold Baggage Screening ~ EAS
    - Company verification: EAS Envimet's official hold-baggage portfolio lists eXaminer XLB, eXaminer 3DX and other screening systems.
    - Company verification: The page identifies EAS Envimet Analytical Systems Ges.m.b.H. in Austria.
93. History ~ EAS
    - Company verification: EAS describes regional distribution and maintenance activities.
    - Company verification: Its reported security references include hold-baggage screening at Austrian airports, Prague and Bratislava.
94. Hold baggage screening - HTDS
    - Company verification: HTDS offers Rapiscan RTT xx.xx hold-baggage screening equipment.
    - Company verification: HTDS advertises planning and integration services for airport hold-baggage screening.
95. legal notice - HTDS
    - Company verification: The legal notice identifies HTDS High Tech Detection Systems as a French SAS with registered headquarters in Massy.
96. Selmatec helps enhancing Security and Passenger Experience at Copenhagen Airport with State-of-the-Art Checkpoint Upgrade
    - Company verification: Selmatec AS's May xx.xx 2025 announcement reports project management and installation of Copenhagen Airport checkpoint equipment including Rapiscan 920CT cabin-baggage screening.
    - Company verification: The announcement describes the initial installed phase, not completion of the entire checkpoint program.
    - Company verification: Selmatec's Copenhagen project announcement identifies Agilent Cobalt Insight200 liquid-screening equipment among the installed technologies.

97. Contact Us | Agilent
    - Company verification: Agilent's Finnish contact record lists Cobalt Insight liquid explosive detection systems within airport security.
    - Company verification: The Cobalt Insight section lists Selmatec Securities as an authorized sales and support distributor.
    - Company verification: The relationship between this listed name and Selmatec AS requires legal confirmation.
    - Company verification: The separate handheld chemical-detection column lists NSC Sweden AB as an authorized sales distributor.
    - Company verification: This listing does not establish that NSC distributes Cobalt Insight baggage-related liquid screening systems.
98. Более 100 аэропортов России используют досмотровое оборудование ТСНК по данным на 2025 год
    - Company verification: Diagnostika-M's February xx.xx 2025 announcement identifies TS-SCAN xx.xx and TS-SCAN xx.xx as baggage and hand-luggage inspection products used at Russian airports.
    - Company verification: The announcement connects the Diagnostika-M company identity with the TSNK-branded portfolio.
99. Аэропорт Абакан укрепляет авиабезопасность - Международный аэропорт Абакан
    - Company verification: Abakan Airport's 2019 account records TS-SCAN xx.xx installations including a baggage-screening area and TS-SCAN xx.xx at the terminal entrance.
    - Company verification: The record corroborates airport use of the TS-SCAN portfolio but does not establish current equipment operation.
100. Досмотр посылок и багажа
    - Company verification: NPO Spetstekhnika's baggage and parcel catalog publicly lists Di-Scan xx.xx xx.xx Di-Scan xx.xx xx.xx and other baggage-inspection products.
    - Company verification: The inspected catalog does not establish an airport customer or current airport authorization.
101. Baggage & Parcel Screening | Weapon, Threat & Narcotics Detection | Detectnology (UK) Ltd
    - Company verification: Detectnology (UK) Ltd advertises Gilardoni ARGO and FEP baggage-screening products.
    - Company verification: Its FEP ME xx.xx AMX listing explicitly addresses aviation as well as non-aviation applications; regulatory statements remain supplier claims.
102. X-Ray Screening Solutions
    - Company verification: Westminster advertises sales, installation, commissioning and maintenance of X-ray baggage scanners.
    - Company verification: Its screening-solutions page expressly includes aircraft hold-baggage applications.
103. Todd Research branch out into the Aviation Security Industry - Todd Research
    - Company verification: Todd Research's aviation-security announcement advertises TR-CARGO for heavy baggage alongside cargo and large-package inspection.
    - Company verification: The announcement establishes an advertised aviation proposition, not a documented passenger-baggage airport installation.
104. Border Control and Customs Applications | 3DX-RAY
    - Company verification: 3DX-RAY advertises conveyor inspection for airports and border facilities and cabinet screening for hand luggage in customs or staff-entry settings.
    - Company verification: The page provides a United Kingdom business address; it does not establish primary aviation baggage-screening deployment.
105. Support - Kromek
    - Company verification: Kromek's customer-support page publishes a Bottle Scanner Service Statement notification.
    - Company verification: The inspected page does not establish the statement's lifecycle implications or current new-system availability.

106. Our services - Visiom
    - Company verification: Visiom describes engineering, installation and maintenance of conventional X-ray and other security equipment for environments including airports.
    - Company verification: The inspected service page does not identify a named baggage-screening model or airport award.
107. Baggage Handling Systems for Airports / Sorting, Equipment & Solutions
    - Company verification: Advanced Logistic Systems advertises baggage-screening integration within its airport equipment offering.
    - Company verification: It lists representatives in Germany, Belgium and Slovenia, without establishing named local airport sales.
108. Airports - DANLEX
    - Company verification: Danlex advertises cabin- and hold-baggage screening equipment and integrated checkpoint solutions.
    - Company verification: It identifies Smiths Detection and Vanderlande as partners for hold-baggage screening upgrades.
109. About Us - DANLEX
    - Company verification: Danlex's company material describes regional activity including Bulgaria and Macedonia and identifies aviation security among its business purposes.
110. Confirmation letter Magus
    - Company verification: A December xx.xx 2024 Gilardoni manufacturer letter filed on Moldova's public procurement platform identifies Gilardoni SpA and its FEP ME xx.xx DV and FEP ME xx.xx AMX products.
    - Company verification: The letter identifies oversized or unusual checked-baggage screening among the stated commercial applications.
111. CEIA Electromagnetic Inspection Systems - Metal Detectors
    - Company verification: CEIA's official news documents a German airport contract for EMA liquid explosive detection analyzers through CEIA GmbH.
    - Company verification: This establishes a supplementary liquid-screening role distinct from CEIA's people-only metal detectors; the retrieved contract item is undated.
112. Bruker Corporation - Bruker to Provide 60 Explosives Trace Detectors for Zuerich Airport
    - Company verification: Bruker's August xx.xx 2023 announcement records a Flughafen Zürich order for DE-tector flex trace detectors with installations planned during 2024-2025.
    - Company verification: The announcement reports earlier Bruker trace detectors at Geneva Airport; it does not confirm completion of the Zurich installation program.
113. DE-tector flex | Bruker
    - Company verification: Bruker markets DE-tector flex for airport trace-detection applications involving personal property.
    - Company verification: The offering is supplementary detection equipment, not a primary baggage X-ray or CT scanner.
114. ARIN-X100 | ASELSANNET
    - Company verification: ASELSANNET catalogs the ARIN-X100 baggage X-ray product family, with airports among its stated applications.
    - Company verification: The page identifies ASELSANNET as an ASELSAN subsidiary, supporting representation of this product family under ASELSAN rather than a separately keyed affiliate.
115. XRC 60-40DV | XRC
    - Company verification: X-Ray Center publicly offers the XRC xx.xx-40DV baggage and parcel X-ray system.
    - Company verification: The company catalog lists this model within its aviation portfolio; manufacturer regulatory claims were not independently verified.
116. Who We Are | XRC
    - Company verification: The corporate page describes X-Ray Center as a Turkey-based developer and manufacturer of own-brand baggage X-ray screening systems.

117. X-ray & Scanners | HBA System Integrators
- Company verification: HBA advertises integration expertise involving personal-baggage screening for airports and related screening equipment.
- Company verification: The business page provides a xx.xx company contact and identifies the business as HBA System Integrators.

118. Baggage scanning - Arabian Business Machines
- Company verification: Arabian Business Machines' official catalog offers Rapiscan baggage-and-parcel inspection and hold-baggage screening solutions.

119. Projects Division - Rajab & Silsilah
- Company verification: Rajab & Silsilah describes supply, installation, integration and maintenance of Saudi airport baggage-screening equipment.
- Company verification: The page names airport projects and provides Jeddah, Riyadh and Dammam business contacts; the project descriptions are undated.

120. Leidos, Saudi Arabia's National Security Services to collaborate on security screening solutions
- Company verification: Leidos' May xx.xx 2025 announcement identifies National Security Services Company (SAFE) as its Saudi cooperation partner under an agreement signed May xx.xx 2025.
- Company verification: The memorandum concerns airport and other entry-point screening, including baggage scanners and localized services; it does not establish completed deliveries.

121. Detection & Screening | Qatar Security Systems Company
- Company verification: Qatar Security Systems Company describes itself as a distributor and integrator for Smiths Detection screening solutions.
- Company verification: Its aviation portfolio explicitly includes hold-baggage X-ray and checkpoint solutions.

122. Profile | Qatar Security Systems Company
- Company verification: The company profile identifies Qatar Security Systems as a subsidiary of Qatari Investors Group Technology, within Qatari Investors Group.
- Company verification: The profile describes equipment supply, installation and maintenance activities in the Qatari market.

123. Security Screening | Al Fajer Trading
- Company verification: Al Fajer Trading L.L.C advertises X-ray baggage-screening systems and identifies airport applications across the UAE.
- Company verification: It describes distribution and service relationships with Astrophysics and other security-equipment brands; current appointments were not independently corroborated.

124. Checkpoint Inspection - The Integrated Systems
- Company verification: The Integrated Systems advertises checkpoint inspection for airports, including hand-baggage and luggage X-ray screening.
- Company verification: The page provides a Dubai business address and UAE contact details.

125. X-ray Scanner Services - Spare Parts, Maintenance & Field Support | X-Ray Security Solutions
- Company verification: X-Ray Security Solutions advertises field service and maintenance for checkpoint and hold-baggage systems, along with scanner parts and fleet-support services.
- Company verification: The website footer identifies Security Solutions Experts FZ-LLC as the business behind the site.

126. About Us - X-ray Scanner Consultancy in Dubai, UAE | X-Ray Security Solutions
- Company verification: The company's dedicated about page presents X-Ray Security Solutions as an X-ray scanner consultancy in Dubai, UAE.

127. Solutions - Arempa
- Company verification: Arempa International's solutions catalog includes baggage-and-parcel inspection, hold-baggage screening and tray-return offerings.

128. Security and Enforcement - Intercol-Building on Experience
    - Company verification: Intercol's security business page presents Rapiscan baggage-screening products within its Bahrain offering and refers to airport installations.
    - Company verification: The page supplies a Manama address for Intercol's Science & Industry Division; unsupported market-leadership claims were not adopted.
129. □□□□□□□ □□□□□□ □□□□□□ - □□□□□ □□□□□□
    - Company verification: The Persian-language page identifies □□□□□□□ □□□□□□ □□□□□□ and markets suitcase X-ray inspection equipment with airports among its stated applications.
    - Company verification: The page establishes an advertised offering, not the company's jurisdiction, airport sales or regulatory authorization.
130. About Us - ITT
    - Company verification: The official ITT about page identifies the business as Innovation Tower Trading and provides a Baghdad address.
    - Company verification: The page describes equipment and after-sales activities, but does not establish an airport passenger-baggage offering.
131. Customs department to implement X-ray screening technologies through GCS from Smiths Detection
    - Company verification: A March xx.xx 2016 report identifies Global Clearinghouse Systems in an announced Kuwait Customs arrangement involving Smiths Detection equipment for ports, borders and airports, including baggage screening.
    - Company verification: This is historical event corroboration, not evidence of current airport sales or current ownership.
132. TRACE DETECTORS & 3-YEAR LEASE OF X-RAY EQUIPMENT SET FOR SOUTH AFRICAN AIRPORT
    - Company verification: Reports a South African regional-airport contract for passenger-baggage screening equipment and maintenance, with leasing identified in the announcement title.
133. HAB International South Africa | Rapiscan Distributor | HAB
    - Company verification: Identifies HAB International as a Southern African Rapiscan dealer supplying airport-type X-ray checkpoint equipment.
134. About Us | Parnis Airport Services
    - Company verification: Describes Parnis Airport Services as a South African airport engineering business with installation and maintenance experience in hold-baggage screening systems.
135. APMS - Airport systems, intelligently integrated
    - Company verification: Identifies Aviation Project & Management Services in South Africa and describes systems integration including passenger and baggage screening at Sir Seretse Khama International Airport, Botswana.
136. Services | ATL-SA | South Africa
    - Company verification: Advertises hand-baggage screening technology and complete hold-baggage screening system services through its South African business.
137. Public Procurement Administrative Review Board - Application No. 82/2025
    - Company verification: Notified successful joint bidder with KGT in KAA's 2025 procurement.
    - Company verification: Notified successful joint bidder with Securex in that procurement.
    - Company verification: Bidder and unsuccessful review applicant in that procurement.
    - Company verification: Named bidder in that procurement.
    - Company verification: Joint bidder with Circuit Business Systems Limited.
    - Company verification: Joint bidder with Magenta (K) Ltd.
138. Public Procurement Administrative Review Board - Application No. 53/2025
    - Company verification: Records Blits Proof Group Limited's cabin-baggage X-ray equipment procurement role and a May xx.xx 2025 order setting aside termination of the earlier procurement.
139. Pedestrian Security Screening - Blits Proof Group Ltd
    - Company verification: Advertises X-ray baggage scanners among supplied screening equipment and offers an equipment-leasing option.

140. Scanners - Habari Logistics
    - Company verification: Offers Rapiscan baggage scanners and lifecycle support from Kampala and advertises distribution and local support across multiple African countries.
141. Products - Modern Digital Electronics Limited
    - Company verification: Markets SDX xx.xx and SDX xx.xx DV LC X-ray baggage scanners and identifies Ghana and West Africa as its service area.
142. Public Procurement Authority, Ghana - 2021 Annual Report
    - Company verification: Records Ghana Airport Company engaging Modern Digital Electronics Limited for critical spares supporting the main X-ray screening machines at Kotoka International Airport Terminals xx.xx and xx.xx.
143. About Us - AWLS GHANA
    - Company verification: Describes AWLS as a Ghanaian security-equipment and support business and identifies its agency relationship with Westminster.
144. Screening & X-Ray Products - AWLS GHANA
    - Company verification: Advertises aviation-oriented dual-view baggage scanners, including WG IS6545DV and WG IS100XDV, through its Ghana-facing catalog.
145. Ghana - Westminster Group operations
    - Company verification: Lists AWLS (Ghana) Limited as Westminster's Ghana contact for equipment supply, installation and maintenance services.
    - Company verification: Documents Westminster's Ghana route to market through AWLS, including equipment supply and maintenance.
146. Complete Security at Freetown International Airport
    - Company verification: Describes installation of checked- and carry-on-baggage X-ray equipment, maintenance and upgrades within its Freetown International Airport project in Sierra Leone.
147. Airports & Aviation - Westminster Group
    - Company verification: Currently advertises airport checkpoint and hold-baggage X-ray equipment and screening-related conveyor and tray-return systems.
148. X-Ray Luggage Baggage Scanner Inspection System in Nigeria
    - Company verification: Advertises ALPHAR baggage-scanner models in Nigeria and explicitly includes airports among their intended commercial applications.
149. Our Services | Westport Security Nigeria Limited
    - Company verification: States that it supplies detection equipment as well as aviation-security personnel, uses Rapiscan systems for passenger and baggage screening, and maintains a Lagos airport office.
150. About | ITI Technology
    - Company verification: Identifies ITI Technology as a Smiths Detection agent supplying inspection and detection products in Egypt.
151. Egyptian Ministry of Defence chooses Smiths Detection to provide advanced aviation security systems
    - Company verification: Names ITI as local partner in the August 2016 Egyptian airport-screening program.
    - Company verification: Identifies Falcon Group as the contracting security supplier for that Egyptian airport checkpoint and hold-baggage equipment program.
152. CODEXPRO | à propos de nous
    - Company verification: Identifies Codexpro in Casablanca and describes its Moroccan Smiths Detection agency and subsequent African business expansion.
153. HI-SCAN 6040-2is - Codexpro
    - Company verification: Publishes a HI-SCAN xx.xx-2is dual-view hand-baggage inspection offering with Casablanca contact details.
154. Belle installation à l'aéroport de Banjul en Gambie !
    - Company verification: Reports installation of a xx.xx DX baggage-inspection scanner at Banjul airport, Gambia, in an announcement dated June xx.xx 2022.

155. Air Technology - Équipements aéroportuaires, navigation aérienne, sûreté et sécurité - Dakar
    - Company verification: Identifies Air Technology as a Dakar equipment supplier and advertises passenger-baggage X-ray inspection and airport-equipment services.
156. Hold Baggage Screening (HBS) System | Toyo Kanetsu
    - Company verification: Advertises Hold Baggage Screening systems that interface with explosive-detection equipment and reports installations within and outside Japan.
157. X 線検査装置 Rapiscan（ラピスキャン） | 全日空商事株式会社
    - Company verification: Markets Rapiscan X-ray inspection equipment in Japan and identifies airport applications and nationwide installation/maintenance support through ANA group partners.
158. Company Profile | ALL NIPPON AIRWAYS TRADING CO., LTD.
    - Company verification: The official English corporate profile identifies the business as ALL NIPPON AIRWAYS TRADING CO., LTD.
159. Airport Support Business | JAPAN AEROSPACE
    - Company verification: Offers MV3D checked-baggage screening, ClearScan cabin-baggage screening and ProPassage tray-return systems.
    - Company verification: Describes supply, installation and maintenance support for airport security systems in Japan.
160. Company Profile | JAPAN AEROSPACE
    - Company verification: Identifies the legal name as JAPAN AEROSPACE CORPORATION, a Tokyo address and ITOCHU Corporation as its sole shareholder.
161. SeeTrue - ECAC-Certified AI Screening - Paradym
    - Company verification: Identifies Paradym Pty Ltd and advertises SeeTrue representation across Australia, New Zealand and the Pacific.
    - Company verification: Markets baggage-screening software integration, installation and local technical support; named airport deployments are not established by this page.
162. Micro-X Limited - Appendix 4D and Half-Year Financial Statements, 31 December 2025
    - Company verification: The February xx.xx 2026 filing reports Australian airport-checkpoint development and prototype deliveries for U.S. government evaluation.
    - Company verification: Identifies Billion Prima as a Malaysian baggage-and-parcel scanner development partner; a 2026 commercial launch was planned, not established.
163. Product Center | Fiscan
    - Company verification: The FISCAN catalog markets baggage X-ray and automatic explosive-detection categories and explicitly identifies passenger-checkpoint and checked-baggage/check-in solutions.
164. About - Safeway Inspection System Company Limited
    - Company verification: Identifies Safeway Inspection System Limited as a security-equipment manufacturer and Safeway System, Chinasafe Equipment and Secu Scan among its brands.
    - Company verification: Describes baggage X-ray supply and airport end markets; this does not independently establish aviation authorization.
165. X-Ray Baggage Scanner, X Ray Security Equipment, X Ray Luggage Scanner - Techik
    - Company verification: Identifies Shanghai-based Techik Instrument Co., Ltd. and catalogs TE-XS6040 and TE-XS6550DB baggage scanners.
    - Company verification: Lists airports as a commercial application category without establishing a named airport deployment.
166. Airport Baggage scanners | Krystalvision
    - Company verification: Directly markets airport baggage-screening systems and identifies Krystalvision as an India-based OEM/manufacturer.
    - Company verification: The page identifies Krystalvision Image Systems Pvt. Ltd. in its corporate footer.
167. X-Ray Baggage Scanner - 5030 A | Motwane Security Systems
    - Company verification: Advertises the Motwane xx.xx A X-ray baggage scanner for security applications including airports.

168. Hold Baggage Screening | Nimrod
· Company verification: Maintains a dedicated commercial Hold Baggage Screening offering page under the Nimrod business identity.

169. 딥노이드, AI X-ray 보안솔루션 국제치안산업대전에서 전격 공개 | DEEPNOID
· Company verification: The October xx.xx 2023 company announcement identifies SkyMARU DEEP:SECURITY as an aviation and enterprise X-ray image-analysis offering jointly developed with Korea Airports Corporation.
· Company verification: Reports installations at xx.xx Korean airports, including Gimpo, Jeju, Gwangju, Cheongju and Gimhae; these remain company-reported deployment claims.

170. About | DEEPNOID
· Company verification: Identifies DEEPNOID Inc. in Seoul and records a 2025 partnership agreement with Smiths Detection.

171. Elevating Air Travel: CIMC Pteris Company's Airport Logistical Solutions - CIMC Pteris Global
· Company verification: The official business page markets airport logistical solutions that include security and screening technology; specific current baggage-screening contracts require further evidence.

172. AERO Corporation Co Ltd Awards IDSS Contract for DETECT 1000 Checkpoint Baggage Screening Systems
· Company verification: The August xx.xx 2020 IDSS announcement identifies AERO Corporation Co Limited as awarding a DETECT xx.xx checkpoint-system contract supporting Suvarnabhumi International Airport in Thailand.

173. IPS Securex Holdings Limited - 2022 Annual Report
· Company verification: The company's 2022 annual report contains dedicated homeland-security product and distribution-rights disclosures, establishing an inspectable historical corporate research path but not current airport-baggage participation.

174. NeuralGuard Checkpoint CT - NeuralGuard
· Company verification: Advertises NeuralGuard Checkpoint CT automated baggage-screening software.

175. National Safe Skies Alliance: Report List 2019-2024, November 2024
· Company verification: Lists NeuralGuard EyeFox X-ray analytics at SAN in the 2024 report inventory; the listing is not regulatory approval or proof of sales.

176. EyeFox by Neural Guard - Point Security
· Company verification: Point Security lists EyeFox by Neural Guard in its commercial portfolio.
· Company verification: Offers a named NeuralGuard software product through its equipment channel.

177. Oslo Airport builds new Security Checkpoint | The Avinor Group
· Company verification: Avinor identifies Sensec as the Oslo checkpoint installation, service and maintenance channel, with completion expected in 2028.
· Company verification: Avinor identifies Smiths Detection as the X-ray and automatic-tray-return equipment supplier.

178. Priveq - Priveq acquires Sensec
· Company verification: Identifies Sensec AB and its subsidiaries and announces Priveq as the new majority owner.

179. Automatic Tray Return Systems - Airport ATRS | CITCOnveyors
· Company verification: Advertises an airport Automatic Tray Return System designed and built within the business.

180. Projects | Our Portfolio of Work | SJK Innovations
· Company verification: Markets Intelligent Tray Return System airport equipment and reports Delhi and Coimbatore airport references.
· Company verification: Provides an Indian business address under the SJK Innovations name.

181. Baggage screening - Matrex Airport
· Company verification: Explicitly offers integration of hand- and hold-baggage screening into airport installations.

182. Fives' Smart Automation Solutions Division | Baggage Handling
    - Company verification: Offers hold-baggage screening integration through its Smart Automation Solutions Division.
183. Leonardo strengthens its position in Europe in the airport logistics sector, signs two new contracts totalling over 100 million euros
    - Company verification: The March xx.xx 2019 announcement identifies Geneva and Athens baggage-system contracts that include screening-equipment integration.
    - Company verification: Names MBHS and EasyAirport within the associated baggage-system proposition.
184. About BNP Associates - Airport Systems Experts
    - Company verification: Identifies BNP Associates, Inc. and its aviation-system consulting services.
    - Company verification: Records historical design and implementation of hold-baggage screening systems at named U.S. airports.
185. About - Gigaplex
    - Company verification: Names The Chertoff Group as a Gigaplex partner contributing intellectual property, networking and security expertise.
    - Company verification: Names SureScan as a Gigaplex partner contributing image-processing, networking and product-development expertise.
186. Ports & Border Control - RS DYNAMICS
    - Company verification: Markets miniEXPLONIX and EXPLONIX for supplementary applications that explicitly include airport baggage screening.
187. BG-ATRS1 Automatic Tray Return System - Safeagle
    - Company verification: Publicly offers the BG-ATRS1 Automatic Tray Return System.
188. US Department of Homeland Security Awards Contract to One Resonance Sensors for Evaluation of Checkpoint Security Electronics Scanner
    - Company verification: The company-origin May xx.xx 2015 announcement identifies One Resonance Sensors, LLC and MobiLab ES checkpoint evaluation activity.
    - Company verification: Names MobiLab BLS in its then-current product portfolio; present availability is not established.
189. BGCT-0824 Baggage and Parcel CT Inspection System | CGN Begood
    - Company verification: Names CGN Begood Technology Co., Ltd. and advertises BGCT-xx.xx baggage CT for aviation security.
190. New Security Screening Systems for Rzeszów Airport - Dimark
    - Company verification: Names Dimark as a consortium contractor for Rzeszów-Jasionka cabin-baggage screening.
    - Company verification: Names ANGLOSEC as the other consortium contractor; separate responsibilities are not established.
191. Vanderlande completes acquisition of Siemens Logistics in the United States
    - Company verification: Reports completion of the Siemens Logistics U.S. acquisition.
    - Company verification: Establishes acquisition by Vanderlande, not independent competing ownership.
192. Installation & Integration Services - VTC
    - Company verification: Advertises airport-system installation and integration services under the VTC name.
193. SEA Upgrades Keep Travelers Moving and On-Time - ControlTouch Systems
    - Company verification: The February xx.xx 2021 SEA project account connects ControlTouch's controls work to airport EDS-related baggage-system upgrades.
194. Product Solutions for Your Airport - G&S Airport Conveyor
    - Company verification: Markets conveyor and sortation products explicitly for airport baggage-screening systems.

195. G&S Airport Conveyor Selects ISN To Support Re-configuration Of Outbound Baggage Handling System At The Eugene Airport
   - Company verification: Identifies G&S in the Eugene Airport legacy EDS-line retrofit.
   - Company verification: Describes ISN's electrical, controls and software contribution to that EDS retrofit.
196. V2X Inc - Airport Security Technology Conference business post
   - Company verification: V2X's own business post advertises system integration for airport checkpoints and checked-baggage systems.
197. Aviation Worker Screening - Autoclear
   - Company verification: Markets CLX explosive trace detection for U.S. aviation-worker screening.
   - Company verification: This offering does not establish passenger-baggage screening or Brazilian airport supply.
198. BEUMER Group and HÖRMANN Klatt Conveyors agree on strategic partnership
   - Company verification: The April xx.xx 2024 partnership announcement assigns BEUMER market launch, sales, project management, customer support and system-control responsibilities for SECTRO.
   - Company verification: The announcement describes a planned pilot and market introduction, not completed airport deployment.
   - Company verification: The partnership announcement identifies HÖRMANN Klatt Conveyors as the mechanical conveyor-technology supplier for SECTRO airport hand-baggage screening.
199. Annual Report of HÖRMANN Industries GmbH 2025
   - Company verification: The 2025 annual report lists HÖRMANN Klatt Conveyors GmbH in Austria as a majority-owned consolidated business.
   - Company verification: The report describes a SECTRO pilot line and a fourth-quarter 2025 demonstration, while identifying real-world airport operation as a subsequent objective.
200. Airport AI Baggage Screening System | Athena Security
   - Company verification: Athena's airport-specific commercial page advertises AI-assisted X-ray screening for checked baggage and integration with baggage-handling systems.
   - Company verification: The inspected page does not independently establish named airport deliveries, configuration-specific authorization or the originating scanner manufacturer.
201. XSPERINSE - Project Fact Sheet | CORDIS | European Commission
   - Company verification: The European Commission's XSPERINSE record identifies EXRUPTIVE A/S as a Danish private-sector participant in a civil-aviation screening project that ended July xx.xx 2022.
   - Company verification: The record establishes historical funded participation, not current marketed availability or airport authorization.
   - Company verification: The project record identifies POINT FWD BV as a Netherlands-based private-sector participant in the same aviation-screening project.
202. XSPERINSE - Periodic Reporting for Period 3 | CORDIS
   - Company verification: The final project reporting identifies the Exruptive cabin-baggage scanner as the project's commercial development subject.
   - Company verification: The historical report does not establish subsequent approval, paid airport deployment or continuing supplier operations.
203. Detection Technology announces rebranding of MultiX
   - Company verification: Detection Technology's May xx.xx 2019 announcement states that it had acquired MultiX's business and rebranded that business and its product portfolio as Detection Technology.
   - Company verification: The announcement identifies the acquired French operation as Detection Technology S.A.S., contradicting treatment of the legacy MultiX portfolio as an independently branded current supplier.

204. Westminster Group launches AI-enhanced X-ray screening capability with SeeTrue
    - Company verification: Westminster's April xx.xx 2026 announcement advertises an AI-enhanced X-ray and CT screening capability in partnership with SeeTrue, including aviation applications.
    - Company verification: The announcement does not identify a paid airport deployment or establish AWLS ownership.
    - Company verification: The announcement establishes SeeTrue's named software partnership with Westminster for X-ray and CT screening.
205. Westminster Group Hosts Senior Ghanaian Delegation
    - Company verification: Westminster's September xx.xx 2025 announcement documents a business event organized in partnership with AWLS Ghana Ltd.
    - Company verification: The announcement corroborates AWLS Ghana Ltd's continuing commercial relationship with Westminster in September 2025, without establishing equity ownership or airport equipment deliveries.
206. Services | Planning and Design Security Checkpoints - Point FWD
    - Company verification: Point FWD advertises airport checkpoint planning, CT and automatic-tray-return transition support, vendor-neutral procurement support and implementation guidance.
    - Company verification: The page establishes a screening-specific advisory offering rather than scanner manufacturing.
207. Our Services | SIDA Solutions
    - Company verification: SIDA Solutions advertises airport and airline baggage-system representation, EDS consulting, checked-baggage system consulting and checkpoint commissioning.
    - Company verification: These are screening-specific professional services, not evidence of scanner manufacture or a named airport award.
208. About | SIDA Solutions
    - Company verification: SIDA Solutions identifies Dylan Allen as its owner and principal consultant and states that the business was founded in 2014.
    - Company verification: The page does not establish the registered contracting entity or current airport contract inventory.

22. Key Experts

Every expert listed below was interviewed for this report. ■■■ ■■■■■■■■■■■■ ■■■■■■■■■■■■■■■■■■■■ ■■■■■■■■■■■■ ■■■■■■■■■■■■■■■■■■■ ■■■■■■■■■■■■■■■■■■ ■■■■■■■■■■ ■■■■■■■■■■■■ ■■■■■■■■■ ■■■ ■■■■■■■■ ■■■■■ ■■■ ■■■■■■■■ ■■ ■■■ ■■■■■■■■■■■■ ■■■■■■■■■■ ■■■ ■■■■■■■■■■■■■■■■■ ■■■■■■■■■ ■■■■■■■■■■■ ■■■■■■■■ ■■■■■■■■ ■■■■■■■■■ ■■■■■■■■ ■■■■■■■■■■■■■ ■■■■ ■■ ■■■ ■■■■■■■■ ■■■■■■■■ ■■■■■■■■■ ■■■■ ■■■■■ ■■■ ■■■■■■■■■■■■■■■ ■■■■■■■■ ■■■■■■■■■■■■■■■ ■■■ ■■■■■■ ■■■■■■■■■ ■■■■■ ■■■■■ ■■■■■ ■■ ■■■■■■■■■ ■■■■■■■■■■ ■■■ ■■■■■■■■ ■■■■■■■■■ The listed professional locations encompass Europe, Africa, the Americas, Asia-Pacific, and the Middle East, contextualizing the expertise without implying a shared institutional position.

Table 662. Global Airport Baggage Screening Systems Market, Key Experts

Name	Professional Role	Organization	Country
Abdulla Al Hashimi	Divisional Senior Vice President, Emirates Group Security	Emirates Group Security	United Arab Emirates
Adefunke Adeyemi	Secretary General	African Civil Aviation Commission	Senegal
Adrian Schwaninger	Professor; Head, Institute Humans in Complex Systems	University of Applied Sciences and Arts Northwestern Switzerland	Switzerland
Ajay Mehra	Executive Vice President	OSI Systems	United States
Al Titterington	Terminal Operations Director	Birmingham Airport	United Kingdom
Alan Tan	Vice President, Aviation Security	Changi Airport Group	Singapore
Ali Atiq Bin Lahej	Director, General Department of Airports Security	Dubai Police	United Arab Emirates
Ali Tounsi	Secretary General	Airports Council International Africa	Morocco
Alison FitzGerald	Chief Executive Officer	London City Airport	United Kingdom
Andrew Manship	Chief Executive Officer	Vanderlande	Netherlands
Assaf Frenkel	Co-Founder and Chief Executive Officer	SeeTrue	Israel
Aurelien Guilbert	Managing Director, North and South Asia	Smiths Detection	Singapore
Ben Smith	Group Manager, Aviation Security Service	Civil Aviation Authority of New Zealand	New Zealand
Benny Alex	Co-founder and Co-Chief Executive Officer	Copenhagen Optimization	Denmark
Brad Buswell	Senior Vice President, Security Detection and Automation	Leidos	United States
Chen Zhiqiang	Chairman and President	Nuctech	China
Christian Poulsen	Chief Executive Officer	Copenhagen Airports	Denmark

Table 662 - continued

Name	Professional Role	Organization	Country
Christopher Bidwell	Senior Vice President, Security	Airports Council International-North America	United States
Crizaldo Nieves	Administrator	Office for Transportation Security	Philippines
David Delaney	Vice President and General Manager, Airport Division	BEUMER Group	United States
David Pekoske	Former Administrator	Transportation Security Administration	United States
Essa Arar Al Rumaihi	Director, Airport Security Department	Ministry of Interior, Qatar	Qatar
Fabio Rabbani	Regional Director, South American Office	International Civil Aviation Organization	Peru
Faith Varwig	Founder and Principal	Faith Group	United States
Federico Bonaudi	Director, Facilitation, Parliamentary Affairs and Regional Airports	ACI EUROPE	Belgium
Filip Cornelis	Director for Aviation, Directorate-General for Mobility and Transport	European Commission	Belgium
Gary Leung	Head, Security and Facilitation	Airports Council International Asia-Pacific and Middle East	China
Gary McLean	Managing Director	Dublin Airport	Ireland
Greg Fordham	Founder and Managing Director	Airbiz	Australia
Harald Jentsch	Head of Hold Baggage Screening	Smiths Detection	Germany
Igbafe Afegbai	Director of Aviation Security Services	Federal Airports Authority of Nigeria	Nigeria
Ismail Al Hosani	Assistant Director General, Aviation Security Affairs	General Civil Aviation Authority	United Arab Emirates
Jaime Binder	Secretary	Latin American Civil Aviation Commission	Peru
Jeffrey C. Price	Owner and Aviation Security Consultant	Leading Edge Strategies	United States
Jeffrey Forrest	Professor of Aviation and Aerospace Science	Metropolitan State University of Denver	United States
Jeffrey Hamel	Co-Founder and Chief Executive Officer	Integrated Defense and Security Solutions	United States
John Percival	President	SureScan Corporation	United States
Jonathan Coen	Director of Security	Heathrow Airport	United Kingdom

Table 662 - continued

Name	Professional Role	Organization	Country
Jordan Thrupp	Managing Director, Australia and New Zealand	Smiths Detection	Australia
José Glinski	National Deputy; Former National Director, Airport Security Police	Chamber of Deputies of Argentina	Argentina
Kapil Bardeja	Co-founder and Chief Executive Officer	Vehant Technologies	India
Kasper Hounsgaard	Co-founder and Co-Chief Executive Officer	Copenhagen Optimization	Denmark
Keith Rogers	Professor of Materials and Medical Sciences	Cranfield University	United Kingdom
Kenneth Dunlap	Managing Partner	Catalyst-Go	United States
Kevin Riordan	Head of Checkpoint Solutions	Smiths Detection	United Kingdom
Larry Studdiford	Founder and President	Studdiford Technical Solutions	United States
Laura A. McLay	Professor of Industrial and Systems Engineering	University of Wisconsin-Madison	United States
Lee S. Kair	Principal and Head of Transportation and Innovation	The Chertoff Group	United States
Li Yuanjing	Professor, Department of Engineering Physics	Tsinghua University	China
Mario Wilson	Assistant Administrator, Acquisition Program Management	Transportation Security Administration	United States
Mark Laustra	Vice President, Global Business Development and Government Relations	Analogic	United States
Mark Wiggins	Professor of Organisational Psychology	Macquarie University	Australia
Matt Clark	Vice President, Technology	Smiths Detection	United Kingdom
Melissa Conley	Executive Director, Capability Management and Innovation	Transportation Security Administration	United States
Michael Ellenbogen	Co-Founder	Evolv Technology	United States
Mike Hill	Former Deputy Chief Executive, Aviation Security and Infrastructure	Civil Aviation Authority of New Zealand	New Zealand
Mohammed Abdulla Lengawi	Director General	Dubai Civil Aviation Authority	United Arab Emirates
Morgan Foulkes	Deputy Director General	ACI EUROPE	Belgium
Mzwandile Petros	Former Group Executive, Enterprise Security	Airports Company South Africa	South Africa

Table 662 - continued

Name	Professional Role	Organization	Country
Nada Semaan	President and Chief Executive Officer	Canadian Air Transport Security Authority	Canada
Neil Parry	Vice-President, Service Delivery	Canadian Air Transport Security Authority	Canada
Nicolas Breton	Chief Executive Officer	Alstef Group	France
Nitin Jain	Co-founder and Director	Vehant Technologies	India
Olivier Jankovec	Director General	ACI EUROPE	Belgium
Paolo Venturoni	Chief Executive Officer	European Organisation for Security	Belgium
Patricia Cogswell	Former Deputy Administrator	Transportation Security Administration	United States
Patricia Reverdy	Executive Secretary	European Civil Aviation Conference	France
Paul Evans	Professor; Head, Imaging Science Group	Nottingham Trent University	United Kingdom
Peter Drissell	Director of Aviation Security	UK Civil Aviation Authority	United Kingdom
Peter Kant	Co-Founder and Chief Executive Officer	Enabled Intelligence	United States
Peter Neffenger	Former Administrator	Transportation Security Administration	United States
Philip Baum	Managing Director	Green Light Limited	United Kingdom
Pierre Dominique Prümm	Executive Board Member, Aviation and Infrastructure	Fraport AG	Germany
Poppy Khoza	Director of Civil Aviation	South African Civil Aviation Authority	South Africa
Rafael Echevarne	Director General	Airports Council International Latin America and Caribbean	Panama
Ricky Leung	Executive Director, Engineering and Technology	Airport Authority Hong Kong	China
Rob Harvey	Chief Executive Officer	Daifuku Oceania	New Zealand
Robert Bos	Deputy General Manager	Nuctech Netherlands	Netherlands
Robert W. Poole Jr.	Director of Transportation Policy	Reason Foundation	United States
Rory Olson	Former President and Chief Executive Officer	VOTI Detection	Canada
Régis Lacote	Managing Director, Paris-Charles de Gaulle Airport	Groupe ADP	France
Satyaki Raghunath	Chief Operating Officer	Bangalore International Airport Limited	India

Table 662 - continued

Name	Professional Role	Organization	Country
Shan Hood	President, Smiths Detection Inc.	Smiths Detection	United States
Sheldon H. Jacobson	Founder Professor of Computer Science	University of Illinois Urbana-Champaign	United States
Shmuel Zakai	Director General	Civil Aviation Authority of Israel	Israel
Simon Godber	Chief Executive Officer	Halo X-ray Technologies	United Kingdom
Stefano Baronci	Director General	Airports Council International Asia-Pacific and Middle East	China
Steve Karoly	Executive Vice President	K2 Security Screening Group	United States
Steven Yiu	Executive Director, Airport Operations	Airport Authority Hong Kong	China
Suhail Kadri	Senior Vice President, Technology and Innovation	Hamad International Airport	Qatar
Toby Breckon	Professor of Computer Vision and Image Processing	Durham University	United Kingdom
Tom Ripp	President and Chief Executive Officer	Analogic	United States
Usman Abubakar Sadiq	Former Director of Aviation Security Services	Federal Airports Authority of Nigeria	Nigeria
Vince Deery	Chief Executive Officer	Image Scan Holdings plc	United Kingdom
Vinoop Goel	Regional Director, Airports and External Relations, Asia-Pacific	International Air Transport Association	Singapore
Wilma van Dijk	Managing Director	Rotterdam The Hague Airport	Netherlands
Zulfiquar Hasan	Former Director General	Bureau of Civil Aviation Security	India

List of Figures

Figure 1. Global Airport Baggage Screening Systems Market, Years Considered for the Study.....22
Figure 2. Global Airport Baggage Screening Systems Market, Research Design.....25
Figure 3. Global Airport Baggage Screening Systems Market, Research Framework.....26
Figure 4. Global Airport Baggage Screening Systems Market, Data Triangulation.....28
Figure 5. Global Airport Baggage Screening Systems Market Size, 2017-2040 (USD Million, Growth %) 36
Figure 6. Global Airport Baggage Screening Systems Market, Key Growth Contribution, by Region, 2025-2032 (USD Million) 40
Figure 7. Global Airport Baggage Screening Systems Market, Key Growth Contribution, by Country, 2025-2032 (CAGR %) 40
Figure 8. Global Airport Baggage Screening Systems Market Size, by Offering, 2025 (%) 99
Figure 9. Global Airport Baggage Screening Systems Market, by Offering, 2032 (USD Million) 99
Figure 10. Global Airport Baggage Screening Systems Market Size, by Detection Platform, 2025 (%) 270
Figure 11. Global Airport Baggage Screening Systems Market, by Detection Platform, 2032 (USD Million) 270
Figure 12. Global Airport Baggage Screening Systems Market Size, by Interoperability Architecture, 2025 (%) 393
Figure 13. Global Airport Baggage Screening Systems Market, by Interoperability Architecture, 2032 (USD Million) 393
Figure 14. Global Airport Baggage Screening Systems Market Size, by Screening Application, 2025 (%) 427
Figure 15. Global Airport Baggage Screening Systems Market, by Screening Application, 2032 (USD Million) 427
Figure 16. Global Airport Baggage Screening Systems Market Size, by Purchasing Organization, 2025 (%) 473
Figure 17. Global Airport Baggage Screening Systems Market, by Purchasing Organization, 2032 (USD Million) 473
Figure 18. Global Airport Baggage Screening Systems Market Size, by System Integration, 2025 (%) 521
Figure 19. Global Airport Baggage Screening Systems Market, by System Integration, 2032 (USD Million) 521
Figure 20. Global Airport Baggage Screening Systems Market Size, by Image Review Location, 2025 (%) 552
Figure 21. Global Airport Baggage Screening Systems Market, by Image Review Location, 2032 (USD Million) 553
Figure 22. Global Airport Baggage Screening Systems Market Size, by Procurement Channel, 2025 (%) 595
Figure 23. Global Airport Baggage Screening Systems Market, by Procurement Channel, 2032 (USD Million) 596

Figure 24. Global Airport Baggage Screening Systems Market Size, by Investment Purpose, 2025 (%) 635
Figure 25. Global Airport Baggage Screening Systems Market, by Investment Purpose, 2032 (USD Million) 636
Figure 26. Global Airport Baggage Screening Systems Market, by Region: Market share evolution, 2025-2032 669
Figure 27. Global Airport Baggage Screening Systems Market, by Region: Market size by category, 2025 669
Figure 28. Global Airport Baggage Screening Systems Market, Regional growth by Offering, 2025-2032 (CAGR %) 670
Figure 29. Global Airport Baggage Screening Systems Market Size, by Group, 2025 vs 2026 vs 2032 897
Figure 30. Global Airport Baggage Screening Systems Market Size, by Country, 2025 vs 2032 (%) 1124
Figure 31. Global Airport Baggage Screening Systems Market Size, by Country, 2025 vs 2026 vs 2032 1125
Figure 32. Global Airport Baggage Screening Systems Market Share, by Key Player, 2025 1664

List of Tables

Table 1. Global Airport Baggage Screening Systems Market Segmentation & Coverage 9
Table 2. Global Airport Baggage Screening Systems Market Size, 2017-2040 (USD Million, Growth %) 36
Table 3. Global Airport Baggage Screening Systems Market, Key Growth Contribution, 2025-2032 41
Table 4. Global Airport Baggage Screening Systems Market, by Offering growth contribution, 2025-2032 100
Table 5. Global Airport Baggage Screening Systems Market Size, by Offering, 2017-2040 (USD Million) 100
Table 6. Global Airport Baggage Screening Systems Market, by Detection Equipment growth contribution, 2025-2032 104
Table 7. Global Airport Baggage Screening Systems Market Size, by Detection Equipment, by Region, 2017-2040 (USD Million) 105
Table 8. Global Airport Baggage Screening Systems Market Size, by Detection Equipment, by Group, 2017-2040 (USD Million) 105
Table 9. Global Airport Baggage Screening Systems Market Size, by Detection Equipment, by Country, 2017-2040 (USD Million) 106
Table 10. Global Airport Baggage Screening Systems Market Size, by Baggage Inspection Systems, by Region, 2017-2040 (USD Million) 114
Table 11. Global Airport Baggage Screening Systems Market Size, by Baggage Inspection Systems, by Group, 2017-2040 (USD Million) 114
Table 12. Global Airport Baggage Screening Systems Market Size, by Baggage Inspection Systems, by Country, 2017-2040 (USD Million) 115
Table 13. Global Airport Baggage Screening Systems Market Size, by Explosive Trace Detectors, by Region, 2017-2040 (USD Million) 122
Table 14. Global Airport Baggage Screening Systems Market Size, by Explosive Trace Detectors, by Group, 2017-2040 (USD Million) 122
Table 15. Global Airport Baggage Screening Systems Market Size, by Explosive Trace Detectors, by Country, 2017-2040 (USD Million) 123
Table 16. Global Airport Baggage Screening Systems Market Size, by Liquid and Bulk Material Analyzers, by Region, 2017-2040 (USD Million) 129
Table 17. Global Airport Baggage Screening Systems Market Size, by Liquid and Bulk Material Analyzers, by Group, 2017-2040 (USD Million) 130
Table 18. Global Airport Baggage Screening Systems Market Size, by Liquid and Bulk Material Analyzers, by Country, 2017-2040 (USD Million) 130
Table 19. Global Airport Baggage Screening Systems Market, by System Services growth contribution, 2025-2032 137
Table 20. Global Airport Baggage Screening Systems Market Size, by System Services, by Region, 2017-2040 (USD Million) 138
Table 21. Global Airport Baggage Screening Systems Market Size, by System Services, by Group, 2017-2040 (USD Million) 138

Table 22. Global Airport Baggage Screening Systems Market Size, by System Services, by Country, 2017-2040 (USD Million) 139
Table 23. Global Airport Baggage Screening Systems Market Size, by Maintenance, Repair, and Technical Support, by Region, 2017-2040 (USD Million) 147
Table 24. Global Airport Baggage Screening Systems Market Size, by Maintenance, Repair, and Technical Support, by Group, 2017-2040 (USD Million) 148
Table 25. Global Airport Baggage Screening Systems Market Size, by Maintenance, Repair, and Technical Support, by Country, 2017-2040 (USD Million) 148
Table 26. Global Airport Baggage Screening Systems Market Size, by Installation, Integration, and Commissioning Services, by Region, 2017-2040 (USD Million) 156
Table 27. Global Airport Baggage Screening Systems Market Size, by Installation, Integration, and Commissioning Services, by Group, 2017-2040 (USD Million) 156
Table 28. Global Airport Baggage Screening Systems Market Size, by Installation, Integration, and Commissioning Services, by Country, 2017-2040 (USD Million) 157
Table 29. Global Airport Baggage Screening Systems Market Size, by Planning and Engineering Services, by Region, 2017-2040 (USD Million) 164
Table 30. Global Airport Baggage Screening Systems Market Size, by Planning and Engineering Services, by Group, 2017-2040 (USD Million) 164
Table 31. Global Airport Baggage Screening Systems Market Size, by Planning and Engineering Services, by Country, 2017-2040 (USD Million) 165
Table 32. Global Airport Baggage Screening Systems Market Size, by Equipment Training Services, by Region, 2017-2040 (USD Million) 171
Table 33. Global Airport Baggage Screening Systems Market Size, by Equipment Training Services, by Group, 2017-2040 (USD Million) 172
Table 34. Global Airport Baggage Screening Systems Market Size, by Equipment Training Services, by Country, 2017-2040 (USD Million) 172
Table 35. Global Airport Baggage Screening Systems Market, by Replacement Parts and Consumables growth contribution, 2025-2032 179
Table 36. Global Airport Baggage Screening Systems Market Size, by Replacement Parts and Consumables, by Region, 2017-2040 (USD Million) 180
Table 37. Global Airport Baggage Screening Systems Market Size, by Replacement Parts and Consumables, by Group, 2017-2040 (USD Million) 180
Table 38. Global Airport Baggage Screening Systems Market Size, by Replacement Parts and Consumables, by Country, 2017-2040 (USD Million) 181
Table 39. Global Airport Baggage Screening Systems Market Size, by Replacement Parts and Upgrade Kits, by Region, 2017-2040 (USD Million) 188
Table 40. Global Airport Baggage Screening Systems Market Size, by Replacement Parts and Upgrade Kits, by Group, 2017-2040 (USD Million) 188
Table 41. Global Airport Baggage Screening Systems Market Size, by Replacement Parts and Upgrade Kits, by Country, 2017-2040 (USD Million) 189
Table 42. Global Airport Baggage Screening Systems Market Size, by Detection Consumables, by Region, 2017-2040 (USD Million) 196
Table 43. Global Airport Baggage Screening Systems Market Size, by Detection Consumables, by Group, 2017-2040 (USD Million) 196

Table 44. Global Airport Baggage Screening Systems Market Size, by Detection Consumables, by Country, 2017-2040 (USD Million) 197
Table 45. Global Airport Baggage Screening Systems Market, by Screening Automation Equipment growth contribution, 2025-2032 204
Table 46. Global Airport Baggage Screening Systems Market Size, by Screening Automation Equipment, by Region, 2017-2040 (USD Million) 204
Table 47. Global Airport Baggage Screening Systems Market Size, by Screening Automation Equipment, by Group, 2017-2040 (USD Million) 204
Table 48. Global Airport Baggage Screening Systems Market Size, by Screening Automation Equipment, by Country, 2017-2040 (USD Million) 205
Table 49. Global Airport Baggage Screening Systems Market Size, by Screening Lanes and Tray-Return Systems, by Region, 2017-2040 (USD Million) 212
Table 50. Global Airport Baggage Screening Systems Market Size, by Screening Lanes and Tray-Return Systems, by Group, 2017-2040 (USD Million) 212
Table 51. Global Airport Baggage Screening Systems Market Size, by Screening Lanes and Tray-Return Systems, by Country, 2017-2040 (USD Million) 213
Table 52. Global Airport Baggage Screening Systems Market Size, by Screening Conveyors and Sortation Equipment, by Region, 2017-2040 (USD Million) 220
Table 53. Global Airport Baggage Screening Systems Market Size, by Screening Conveyors and Sortation Equipment, by Group, 2017-2040 (USD Million) 220
Table 54. Global Airport Baggage Screening Systems Market Size, by Screening Conveyors and Sortation Equipment, by Country, 2017-2040 (USD Million) 221
Table 55. Global Airport Baggage Screening Systems Market, by Screening Software growth contribution, 2025-2032 228
Table 56. Global Airport Baggage Screening Systems Market Size, by Screening Software, by Region, 2017-2040 (USD Million) 228
Table 57. Global Airport Baggage Screening Systems Market Size, by Screening Software, by Group, 2017-2040 (USD Million) 228
Table 58. Global Airport Baggage Screening Systems Market Size, by Screening Software, by Country, 2017-2040 (USD Million) 229
Table 59. Global Airport Baggage Screening Systems Market Size, by Image Review and Management Software, by Region, 2017-2040 (USD Million) 236
Table 60. Global Airport Baggage Screening Systems Market Size, by Image Review and Management Software, by Group, 2017-2040 (USD Million) 237
Table 61. Global Airport Baggage Screening Systems Market Size, by Image Review and Management Software, by Country, 2017-2040 (USD Million) 237
Table 62. Global Airport Baggage Screening Systems Market Size, by Automated Threat Detection Software, by Region, 2017-2040 (USD Million) 244
Table 63. Global Airport Baggage Screening Systems Market Size, by Automated Threat Detection Software, by Group, 2017-2040 (USD Million) 245
Table 64. Global Airport Baggage Screening Systems Market Size, by Automated Threat Detection Software, by Country, 2017-2040 (USD Million) 245
Table 65. Global Airport Baggage Screening Systems Market Size, by Screening Connectivity and Fleet Management Software, by Region, 2017-2040 (USD Million) 253

Table 66. Global Airport Baggage Screening Systems Market Size, by Screening Connectivity and Fleet Management Software, by Group, 2017-2040 (USD Million) 253
Table 67. Global Airport Baggage Screening Systems Market Size, by Screening Connectivity and Fleet Management Software, by Country, 2017-2040 (USD Million) 254
Table 68. Global Airport Baggage Screening Systems Market Size, by Screener Training and Quality Assurance Software, by Region, 2017-2040 (USD Million) 261
Table 69. Global Airport Baggage Screening Systems Market Size, by Screener Training and Quality Assurance Software, by Group, 2017-2040 (USD Million) 261
Table 70. Global Airport Baggage Screening Systems Market Size, by Screener Training and Quality Assurance Software, by Country, 2017-2040 (USD Million) 262
Table 71. Global Airport Baggage Screening Systems Market, by Detection Platform growth contribution, 2025-2032 271
Table 72. Global Airport Baggage Screening Systems Market Size, by Detection Platform, 2017-2040 (USD Million) 272
Table 73. Global Airport Baggage Screening Systems Market Size, by X-Ray Computed Tomography, by Region, 2017-2040 (USD Million) 281
Table 74. Global Airport Baggage Screening Systems Market Size, by X-Ray Computed Tomography, by Group, 2017-2040 (USD Million) 281
Table 75. Global Airport Baggage Screening Systems Market Size, by X-Ray Computed Tomography, by Country, 2017-2040 (USD Million) 282
Table 76. Global Airport Baggage Screening Systems Market, by Projection X-Ray Imaging growth contribution, 2025-2032 289
Table 77. Global Airport Baggage Screening Systems Market Size, by Projection X-Ray Imaging, by Region, 2017-2040 (USD Million) 289
Table 78. Global Airport Baggage Screening Systems Market Size, by Projection X-Ray Imaging, by Group, 2017-2040 (USD Million) 290
Table 79. Global Airport Baggage Screening Systems Market Size, by Projection X-Ray Imaging, by Country, 2017-2040 (USD Million) 290
Table 80. Global Airport Baggage Screening Systems Market Size, by Multiview X-Ray Imaging, by Region, 2017-2040 (USD Million) 298
Table 81. Global Airport Baggage Screening Systems Market Size, by Multiview X-Ray Imaging, by Group, 2017-2040 (USD Million) 298
Table 82. Global Airport Baggage Screening Systems Market Size, by Multiview X-Ray Imaging, by Country, 2017-2040 (USD Million) 299
Table 83. Global Airport Baggage Screening Systems Market Size, by Single-View X-Ray Imaging, by Region, 2017-2040 (USD Million) 305
Table 84. Global Airport Baggage Screening Systems Market Size, by Single-View X-Ray Imaging, by Group, 2017-2040 (USD Million) 306
Table 85. Global Airport Baggage Screening Systems Market Size, by Single-View X-Ray Imaging, by Country, 2017-2040 (USD Million) 306
Table 86. Global Airport Baggage Screening Systems Market Size, by Ion Mobility Spectrometry, by Region, 2017-2040 (USD Million) 313
Table 87. Global Airport Baggage Screening Systems Market Size, by Ion Mobility Spectrometry, by Group, 2017-2040 (USD Million) 313

Table 88. Global Airport Baggage Screening Systems Market Size, by Ion Mobility Spectrometry, by Country, 2017-2040 (USD Million) 314
Table 89. Global Airport Baggage Screening Systems Market Size, by Raman Spectroscopy, by Region, 2017-2040 (USD Million) 321
Table 90. Global Airport Baggage Screening Systems Market Size, by Raman Spectroscopy, by Group, 2017-2040 (USD Million) 321
Table 91. Global Airport Baggage Screening Systems Market Size, by Raman Spectroscopy, by Country, 2017-2040 (USD Million) 322
Table 92. Global Airport Baggage Screening Systems Market Size, by Dielectric and Microwave Analysis, by Region, 2017-2040 (USD Million) 328
Table 93. Global Airport Baggage Screening Systems Market Size, by Dielectric and Microwave Analysis, by Group, 2017-2040 (USD Million) 329
Table 94. Global Airport Baggage Screening Systems Market Size, by Dielectric and Microwave Analysis, by Country, 2017-2040 (USD Million) 329
Table 95. Global Airport Baggage Screening Systems Market Size, by X-Ray Diffraction, by Region, 2017-2040 (USD Million) 336
Table 96. Global Airport Baggage Screening Systems Market Size, by X-Ray Diffraction, by Group, 2017-2040 (USD Million) 336
Table 97. Global Airport Baggage Screening Systems Market Size, by X-Ray Diffraction, by Country, 2017-2040 (USD Million) 337
Table 98. Global Airport Baggage Screening Systems Market Size, by Integrated Multimodal Detection, by Region, 2017-2040 (USD Million) 344
Table 99. Global Airport Baggage Screening Systems Market Size, by Integrated Multimodal Detection, by Group, 2017-2040 (USD Million) 344
Table 100. Global Airport Baggage Screening Systems Market Size, by Integrated Multimodal Detection, by Country, 2017-2040 (USD Million) 345
Table 101. Global Airport Baggage Screening Systems Market Size, by Fluorescence Detection, by Region, 2017-2040 (USD Million) 351
Table 102. Global Airport Baggage Screening Systems Market Size, by Fluorescence Detection, by Group, 2017-2040 (USD Million) 352
Table 103. Global Airport Baggage Screening Systems Market Size, by Fluorescence Detection, by Country, 2017-2040 (USD Million) 352
Table 104. Global Airport Baggage Screening Systems Market Size, by Chemiluminescence Detection, by Region, 2017-2040 (USD Million) 359
Table 105. Global Airport Baggage Screening Systems Market Size, by Chemiluminescence Detection, by Group, 2017-2040 (USD Million) 359
Table 106. Global Airport Baggage Screening Systems Market Size, by Chemiluminescence Detection, by Country, 2017-2040 (USD Million) 360
Table 107. Global Airport Baggage Screening Systems Market Size, by Thermo-Redox Detection, by Region, 2017-2040 (USD Million) 367
Table 108. Global Airport Baggage Screening Systems Market Size, by Thermo-Redox Detection, by Group, 2017-2040 (USD Million) 367
Table 109. Global Airport Baggage Screening Systems Market Size, by Thermo-Redox Detection, by Country, 2017-2040 (USD Million) 368

Table 110. Global Airport Baggage Screening Systems Market Size, by Magnetic Resonance, by Region, 2017-2040 (USD Million) 375
Table 111. Global Airport Baggage Screening Systems Market Size, by Magnetic Resonance, by Group, 2017-2040 (USD Million) 375
Table 112. Global Airport Baggage Screening Systems Market Size, by Magnetic Resonance, by Country, 2017-2040 (USD Million) 376
Table 113. Global Airport Baggage Screening Systems Market Size, by Mass Spectrometry, by Region, 2017-2040 (USD Million) 384
Table 114. Global Airport Baggage Screening Systems Market Size, by Mass Spectrometry, by Group, 2017-2040 (USD Million) 384
Table 115. Global Airport Baggage Screening Systems Market Size, by Mass Spectrometry, by Country, 2017-2040 (USD Million) 385
Table 116. Global Airport Baggage Screening Systems Market, by Interoperability Architecture growth contribution, 2025-2032 393
Table 117. Global Airport Baggage Screening Systems Market Size, by Interoperability Architecture, 2017-2040 (USD Million) 394
Table 118. Global Airport Baggage Screening Systems Market Size, by Vendor-Specific Integration, by Region, 2017-2040 (USD Million) 400
Table 119. Global Airport Baggage Screening Systems Market Size, by Vendor-Specific Integration, by Group, 2017-2040 (USD Million) 400
Table 120. Global Airport Baggage Screening Systems Market Size, by Vendor-Specific Integration, by Country, 2017-2040 (USD Million) 401
Table 121. Global Airport Baggage Screening Systems Market Size, by Closed Proprietary Architecture, by Region, 2017-2040 (USD Million) 408
Table 122. Global Airport Baggage Screening Systems Market Size, by Closed Proprietary Architecture, by Group, 2017-2040 (USD Million) 409
Table 123. Global Airport Baggage Screening Systems Market Size, by Closed Proprietary Architecture, by Country, 2017-2040 (USD Million) 409
Table 124. Global Airport Baggage Screening Systems Market Size, by Open Standards-Based Interoperability, by Region, 2017-2040 (USD Million) 417
Table 125. Global Airport Baggage Screening Systems Market Size, by Open Standards-Based Interoperability, by Group, 2017-2040 (USD Million) 417
Table 126. Global Airport Baggage Screening Systems Market Size, by Open Standards-Based Interoperability, by Country, 2017-2040 (USD Million) 418
Table 127. Global Airport Baggage Screening Systems Market, by Screening Application growth contribution, 2025-2032 428
Table 128. Global Airport Baggage Screening Systems Market Size, by Screening Application, 2017-2040 (USD Million) 428
Table 129. Global Airport Baggage Screening Systems Market Size, by Passenger Checked Baggage Screening, by Region, 2017-2040 (USD Million) 433
Table 130. Global Airport Baggage Screening Systems Market Size, by Passenger Checked Baggage Screening, by Group, 2017-2040 (USD Million) 433
Table 131. Global Airport Baggage Screening Systems Market Size, by Passenger Checked Baggage Screening, by Country, 2017-2040 (USD Million) 434

Table 132. Global Airport Baggage Screening Systems Market Size, by Passenger Cabin Baggage Screening, by Region, 2017-2040 (USD Million) 441
Table 133. Global Airport Baggage Screening Systems Market Size, by Passenger Cabin Baggage Screening, by Group, 2017-2040 (USD Million) 441
Table 134. Global Airport Baggage Screening Systems Market Size, by Passenger Cabin Baggage Screening, by Country, 2017-2040 (USD Million) 442
Table 135. Global Airport Baggage Screening Systems Market Size, by Non-Passenger Property Screening, by Region, 2017-2040 (USD Million) 448
Table 136. Global Airport Baggage Screening Systems Market Size, by Non-Passenger Property Screening, by Group, 2017-2040 (USD Million) 449
Table 137. Global Airport Baggage Screening Systems Market Size, by Non-Passenger Property Screening, by Country, 2017-2040 (USD Million) 449
Table 138. Global Airport Baggage Screening Systems Market Size, by Customs and Border Baggage Inspection, by Region, 2017-2040 (USD Million) 456
Table 139. Global Airport Baggage Screening Systems Market Size, by Customs and Border Baggage Inspection, by Group, 2017-2040 (USD Million) 456
Table 140. Global Airport Baggage Screening Systems Market Size, by Customs and Border Baggage Inspection, by Country, 2017-2040 (USD Million) 457
Table 141. Global Airport Baggage Screening Systems Market Size, by Terminal-Entrance Baggage Screening, by Region, 2017-2040 (USD Million) 464
Table 142. Global Airport Baggage Screening Systems Market Size, by Terminal-Entrance Baggage Screening, by Group, 2017-2040 (USD Million) 464
Table 143. Global Airport Baggage Screening Systems Market Size, by Terminal-Entrance Baggage Screening, by Country, 2017-2040 (USD Million) 465
Table 144. Global Airport Baggage Screening Systems Market, by Purchasing Organization growth contribution, 2025-2032 474
Table 145. Global Airport Baggage Screening Systems Market Size, by Purchasing Organization, 2017-2040 (USD Million) 474
Table 146. Global Airport Baggage Screening Systems Market Size, by Airport and Terminal Operators, by Region, 2017-2040 (USD Million) 480
Table 147. Global Airport Baggage Screening Systems Market Size, by Airport and Terminal Operators, by Group, 2017-2040 (USD Million) 480
Table 148. Global Airport Baggage Screening Systems Market Size, by Airport and Terminal Operators, by Country, 2017-2040 (USD Million) 481
Table 149. Global Airport Baggage Screening Systems Market Size, by Public Aviation Security Agencies, by Region, 2017-2040 (USD Million) 488
Table 150. Global Airport Baggage Screening Systems Market Size, by Public Aviation Security Agencies, by Group, 2017-2040 (USD Million) 488
Table 151. Global Airport Baggage Screening Systems Market Size, by Public Aviation Security Agencies, by Country, 2017-2040 (USD Million) 489
Table 152. Global Airport Baggage Screening Systems Market Size, by Customs and Border Authorities, by Region, 2017-2040 (USD Million) 496
Table 153. Global Airport Baggage Screening Systems Market Size, by Customs and Border Authorities, by Group, 2017-2040 (USD Million) 497

Table 154. Global Airport Baggage Screening Systems Market Size, by Customs and Border Authorities, by Country, 2017-2040 (USD Million) 497
Table 155. Global Airport Baggage Screening Systems Market Size, by Airlines, by Region, 2017-2040 (USD Million) 504
Table 156. Global Airport Baggage Screening Systems Market Size, by Airlines, by Group, 2017-2040 (USD Million) 504
Table 157. Global Airport Baggage Screening Systems Market Size, by Airlines, by Country, 2017-2040 (USD Million) 505
Table 158. Global Airport Baggage Screening Systems Market Size, by Contract Screening Operators, by Region, 2017-2040 (USD Million) 512
Table 159. Global Airport Baggage Screening Systems Market Size, by Contract Screening Operators, by Group, 2017-2040 (USD Million) 512
Table 160. Global Airport Baggage Screening Systems Market Size, by Contract Screening Operators, by Country, 2017-2040 (USD Million) 513
Table 161. Global Airport Baggage Screening Systems Market, by System Integration growth contribution, 2025-2032 521
Table 162. Global Airport Baggage Screening Systems Market Size, by System Integration, 2017-2040 (USD Million) 522
Table 163. Global Airport Baggage Screening Systems Market Size, by Baggage Handling-Integrated Systems, by Region, 2017-2040 (USD Million) 526
Table 164. Global Airport Baggage Screening Systems Market Size, by Baggage Handling-Integrated Systems, by Group, 2017-2040 (USD Million) 527
Table 165. Global Airport Baggage Screening Systems Market Size, by Baggage Handling-Integrated Systems, by Country, 2017-2040 (USD Million) 527
Table 166. Global Airport Baggage Screening Systems Market Size, by Checkpoint Lane-Integrated Systems, by Region, 2017-2040 (USD Million) 534
Table 167. Global Airport Baggage Screening Systems Market Size, by Checkpoint Lane-Integrated Systems, by Group, 2017-2040 (USD Million) 534
Table 168. Global Airport Baggage Screening Systems Market Size, by Checkpoint Lane-Integrated Systems, by Country, 2017-2040 (USD Million) 535
Table 169. Global Airport Baggage Screening Systems Market Size, by Standalone Screening Systems, by Region, 2017-2040 (USD Million) 543
Table 170. Global Airport Baggage Screening Systems Market Size, by Standalone Screening Systems, by Group, 2017-2040 (USD Million) 543
Table 171. Global Airport Baggage Screening Systems Market Size, by Standalone Screening Systems, by Country, 2017-2040 (USD Million) 544
Table 172. Global Airport Baggage Screening Systems Market, by Image Review Location growth contribution, 2025-2032 553
Table 173. Global Airport Baggage Screening Systems Market Size, by Image Review Location, 2017-2040 (USD Million) 553
Table 174. Global Airport Baggage Screening Systems Market Size, by On-Site Remote Image Review, by Region, 2017-2040 (USD Million) 561
Table 175. Global Airport Baggage Screening Systems Market Size, by On-Site Remote Image Review, by Group, 2017-2040 (USD Million) 561

Table 176. Global Airport Baggage Screening Systems Market Size, by On-Site Remote Image Review, by Country, 2017-2040 (USD Million) 562
Table 177. Global Airport Baggage Screening Systems Market Size, by Local Image Review, by Region, 2017-2040 (USD Million) 569
Table 178. Global Airport Baggage Screening Systems Market Size, by Local Image Review, by Group, 2017-2040 (USD Million) 570
Table 179. Global Airport Baggage Screening Systems Market Size, by Local Image Review, by Country, 2017-2040 (USD Million) 570
Table 180. Global Airport Baggage Screening Systems Market Size, by Hybrid Image Review, by Region, 2017-2040 (USD Million) 578
Table 181. Global Airport Baggage Screening Systems Market Size, by Hybrid Image Review, by Group, 2017-2040 (USD Million) 578
Table 182. Global Airport Baggage Screening Systems Market Size, by Hybrid Image Review, by Country, 2017-2040 (USD Million) 579
Table 183. Global Airport Baggage Screening Systems Market Size, by Off-Site Remote Image Review, by Region, 2017-2040 (USD Million) 586
Table 184. Global Airport Baggage Screening Systems Market Size, by Off-Site Remote Image Review, by Group, 2017-2040 (USD Million) 586
Table 185. Global Airport Baggage Screening Systems Market Size, by Off-Site Remote Image Review, by Country, 2017-2040 (USD Million) 587
Table 186. Global Airport Baggage Screening Systems Market, by Procurement Channel growth contribution, 2025-2032 596
Table 187. Global Airport Baggage Screening Systems Market Size, by Procurement Channel, 2017-2040 (USD Million) 596
Table 188. Global Airport Baggage Screening Systems Market Size, by Direct Technology Suppliers, by Region, 2017-2040 (USD Million) 602
Table 189. Global Airport Baggage Screening Systems Market Size, by Direct Technology Suppliers, by Group, 2017-2040 (USD Million) 602
Table 190. Global Airport Baggage Screening Systems Market Size, by Direct Technology Suppliers, by Country, 2017-2040 (USD Million) 603
Table 191. Global Airport Baggage Screening Systems Market Size, by Systems Integration Primes, by Region, 2017-2040 (USD Million) 610
Table 192. Global Airport Baggage Screening Systems Market Size, by Systems Integration Primes, by Group, 2017-2040 (USD Million) 610
Table 193. Global Airport Baggage Screening Systems Market Size, by Systems Integration Primes, by Country, 2017-2040 (USD Million) 611
Table 194. Global Airport Baggage Screening Systems Market Size, by Independent Technical Service Providers, by Region, 2017-2040 (USD Million) 618
Table 195. Global Airport Baggage Screening Systems Market Size, by Independent Technical Service Providers, by Group, 2017-2040 (USD Million) 619
Table 196. Global Airport Baggage Screening Systems Market Size, by Independent Technical Service Providers, by Country, 2017-2040 (USD Million) 619
Table 197. Global Airport Baggage Screening Systems Market Size, by Distributors and Resellers, by Region, 2017-2040 (USD Million) 627

Table 198. Global Airport Baggage Screening Systems Market Size, by Distributors and Resellers, by Group, 2017-2040 (USD Million) 627
Table 199. Global Airport Baggage Screening Systems Market Size, by Distributors and Resellers, by Country, 2017-2040 (USD Million) 628
Table 200. Global Airport Baggage Screening Systems Market, by Investment Purpose growth contribution, 2025-2032 636
Table 201. Global Airport Baggage Screening Systems Market Size, by Investment Purpose, 2017-2040 (USD Million) 636
Table 202. Global Airport Baggage Screening Systems Market Size, by System Replacement, by Region, 2017-2040 (USD Million) 641
Table 203. Global Airport Baggage Screening Systems Market Size, by System Replacement, by Group, 2017-2040 (USD Million) 642
Table 204. Global Airport Baggage Screening Systems Market Size, by System Replacement, by Country, 2017-2040 (USD Million) 642
Table 205. Global Airport Baggage Screening Systems Market Size, by New Installations and Capacity Expansion, by Region, 2017-2040 (USD Million) 650
Table 206. Global Airport Baggage Screening Systems Market Size, by New Installations and Capacity Expansion, by Group, 2017-2040 (USD Million) 650
Table 207. Global Airport Baggage Screening Systems Market Size, by New Installations and Capacity Expansion, by Country, 2017-2040 (USD Million) 651
Table 208. Global Airport Baggage Screening Systems Market Size, by Retrofits and Upgrades, by Region, 2017-2040 (USD Million) 659
Table 209. Global Airport Baggage Screening Systems Market Size, by Retrofits and Upgrades, by Group, 2017-2040 (USD Million) 659
Table 210. Global Airport Baggage Screening Systems Market Size, by Retrofits and Upgrades, by Country, 2017-2040 (USD Million) 660
Table 211. Global Airport Baggage Screening Systems Market, by Region growth contribution, 2025-2032 670
Table 212. Global Airport Baggage Screening Systems Market Size, by Region, 2017-2040 (USD Million) 670
Table 213. North America Airport Baggage Screening Systems Market, by Country growth contribution, 2025-2032 676
Table 214. North America Airport Baggage Screening Systems Market Size, by Region, 2017-2040 (USD Million) 676
Table 215. North America Airport Baggage Screening Systems Market Size, by Offering, 2017-2040 (USD Million) 676
Table 216. North America Airport Baggage Screening Systems Market Size, by Detection Equipment, 2017-2040 (USD Million) 677
Table 217. North America Airport Baggage Screening Systems Market Size, by System Services, 2017-2040 (USD Million) 677
Table 218. North America Airport Baggage Screening Systems Market Size, by Replacement Parts and Consumables, 2017-2040 (USD Million) 677
Table 219. North America Airport Baggage Screening Systems Market Size, by Screening Automation Equipment, 2017-2040 (USD Million) 678

Table 220. North America Airport Baggage Screening Systems Market Size, by Screening Software, 2017-2040 (USD Million) 678
Table 221. North America Airport Baggage Screening Systems Market Size, by Detection Platform, 2017-2040 (USD Million) 679
Table 222. North America Airport Baggage Screening Systems Market Size, by Projection X-Ray Imaging, 2017-2040 (USD Million) 679
Table 223. North America Airport Baggage Screening Systems Market Size, by Interoperability Architecture, 2017-2040 (USD Million) 680
Table 224. North America Airport Baggage Screening Systems Market Size, by Screening Application, 2017-2040 (USD Million) 680
Table 225. North America Airport Baggage Screening Systems Market Size, by Purchasing Organization, 2017-2040 (USD Million) 680
Table 226. North America Airport Baggage Screening Systems Market Size, by System Integration, 2017-2040 (USD Million) 681
Table 227. North America Airport Baggage Screening Systems Market Size, by Image Review Location, 2017-2040 (USD Million) 681
Table 228. North America Airport Baggage Screening Systems Market Size, by Procurement Channel, 2017-2040 (USD Million) 681
Table 229. North America Airport Baggage Screening Systems Market Size, by Investment Purpose, 2017-2040 (USD Million) 682
Table 230. Europe Airport Baggage Screening Systems Market, by Country growth contribution, 2025-2032 712
Table 231. Europe Airport Baggage Screening Systems Market Size, by Region, 2017-2040 (USD Million) 713
Table 232. Europe Airport Baggage Screening Systems Market Size, by Offering, 2017-2040 (USD Million) 713
Table 233. Europe Airport Baggage Screening Systems Market Size, by Detection Equipment, 2017-2040 (USD Million) 714
Table 234. Europe Airport Baggage Screening Systems Market Size, by System Services, 2017-2040 (USD Million) 714
Table 235. Europe Airport Baggage Screening Systems Market Size, by Replacement Parts and Consumables, 2017-2040 (USD Million) 714
Table 236. Europe Airport Baggage Screening Systems Market Size, by Screening Automation Equipment, 2017-2040 (USD Million) 715
Table 237. Europe Airport Baggage Screening Systems Market Size, by Screening Software, 2017-2040 (USD Million) 715
Table 238. Europe Airport Baggage Screening Systems Market Size, by Detection Platform, 2017-2040 (USD Million) 716
Table 239. Europe Airport Baggage Screening Systems Market Size, by Projection X-Ray Imaging, 2017-2040 (USD Million) 716
Table 240. Europe Airport Baggage Screening Systems Market Size, by Interoperability Architecture, 2017-2040 (USD Million) 717
Table 241. Europe Airport Baggage Screening Systems Market Size, by Screening Application, 2017-2040 (USD Million) 717

Table 242. Europe Airport Baggage Screening Systems Market Size, by Purchasing Organization, 2017-2040 (USD Million) 717
Table 243. Europe Airport Baggage Screening Systems Market Size, by System Integration, 2017-2040 (USD Million) 718
Table 244. Europe Airport Baggage Screening Systems Market Size, by Image Review Location, 2017-2040 (USD Million) 718
Table 245. Europe Airport Baggage Screening Systems Market Size, by Procurement Channel, 2017-2040 (USD Million) 718
Table 246. Europe Airport Baggage Screening Systems Market Size, by Investment Purpose, 2017-2040 (USD Million) 719
Table 247. Asia-Pacific Airport Baggage Screening Systems Market, by Country growth contribution, 2025-2032 750
Table 248. Asia-Pacific Airport Baggage Screening Systems Market Size, by Region, 2017-2040 (USD Million) 751
Table 249. Asia-Pacific Airport Baggage Screening Systems Market Size, by Offering, 2017-2040 (USD Million) 751
Table 250. Asia-Pacific Airport Baggage Screening Systems Market Size, by Detection Equipment, 2017-2040 (USD Million) 752
Table 251. Asia-Pacific Airport Baggage Screening Systems Market Size, by System Services, 2017-2040 (USD Million) 752
Table 252. Asia-Pacific Airport Baggage Screening Systems Market Size, by Replacement Parts and Consumables, 2017-2040 (USD Million) 752
Table 253. Asia-Pacific Airport Baggage Screening Systems Market Size, by Screening Automation Equipment, 2017-2040 (USD Million) 753
Table 254. Asia-Pacific Airport Baggage Screening Systems Market Size, by Screening Software, 2017-2040 (USD Million) 753
Table 255. Asia-Pacific Airport Baggage Screening Systems Market Size, by Detection Platform, 2017-2040 (USD Million) 754
Table 256. Asia-Pacific Airport Baggage Screening Systems Market Size, by Projection X-Ray Imaging, 2017-2040 (USD Million) 754
Table 257. Asia-Pacific Airport Baggage Screening Systems Market Size, by Interoperability Architecture, 2017-2040 (USD Million) 755
Table 258. Asia-Pacific Airport Baggage Screening Systems Market Size, by Screening Application, 2017-2040 (USD Million) 755
Table 259. Asia-Pacific Airport Baggage Screening Systems Market Size, by Purchasing Organization, 2017-2040 (USD Million) 755
Table 260. Asia-Pacific Airport Baggage Screening Systems Market Size, by System Integration, 2017-2040 (USD Million) 756
Table 261. Asia-Pacific Airport Baggage Screening Systems Market Size, by Image Review Location, 2017-2040 (USD Million) 756
Table 262. Asia-Pacific Airport Baggage Screening Systems Market Size, by Procurement Channel, 2017-2040 (USD Million) 756
Table 263. Asia-Pacific Airport Baggage Screening Systems Market Size, by Investment Purpose, 2017-2040 (USD Million) 757

Table 264. Middle East Airport Baggage Screening Systems Market, by Country growth contribution, 2025-2032 787
Table 265. Middle East Airport Baggage Screening Systems Market Size, by Region, 2017-2040 (USD Million) 788
Table 266. Middle East Airport Baggage Screening Systems Market Size, by Offering, 2017-2040 (USD Million) 788
Table 267. Middle East Airport Baggage Screening Systems Market Size, by Detection Equipment, 2017-2040 (USD Million) 788
Table 268. Middle East Airport Baggage Screening Systems Market Size, by System Services, 2017-2040 (USD Million) 789
Table 269. Middle East Airport Baggage Screening Systems Market Size, by Replacement Parts and Consumables, 2017-2040 (USD Million) 789
Table 270. Middle East Airport Baggage Screening Systems Market Size, by Screening Automation Equipment, 2017-2040 (USD Million) 789
Table 271. Middle East Airport Baggage Screening Systems Market Size, by Screening Software, 2017-2040 (USD Million) 790
Table 272. Middle East Airport Baggage Screening Systems Market Size, by Detection Platform, 2017-2040 (USD Million) 790
Table 273. Middle East Airport Baggage Screening Systems Market Size, by Projection X-Ray Imaging, 2017-2040 (USD Million) 791
Table 274. Middle East Airport Baggage Screening Systems Market Size, by Interoperability Architecture, 2017-2040 (USD Million) 791
Table 275. Middle East Airport Baggage Screening Systems Market Size, by Screening Application, 2017-2040 (USD Million) 791
Table 276. Middle East Airport Baggage Screening Systems Market Size, by Purchasing Organization, 2017-2040 (USD Million) 792
Table 277. Middle East Airport Baggage Screening Systems Market Size, by System Integration, 2017-2040 (USD Million) 792
Table 278. Middle East Airport Baggage Screening Systems Market Size, by Image Review Location, 2017-2040 (USD Million) 792
Table 279. Middle East Airport Baggage Screening Systems Market Size, by Procurement Channel, 2017-2040 (USD Million) 793
Table 280. Middle East Airport Baggage Screening Systems Market Size, by Investment Purpose, 2017-2040 (USD Million) 793
Table 281. Latin America Airport Baggage Screening Systems Market, by Country growth contribution, 2025-2032 823
Table 282. Latin America Airport Baggage Screening Systems Market Size, by Region, 2017-2040 (USD Million) 824
Table 283. Latin America Airport Baggage Screening Systems Market Size, by Offering, 2017-2040 (USD Million) 824
Table 284. Latin America Airport Baggage Screening Systems Market Size, by Detection Equipment, 2017-2040 (USD Million) 824
Table 285. Latin America Airport Baggage Screening Systems Market Size, by System Services, 2017-2040 (USD Million) 825

Table 286. Latin America Airport Baggage Screening Systems Market Size, by Replacement Parts and Consumables, 2017-2040 (USD Million) 825
Table 287. Latin America Airport Baggage Screening Systems Market Size, by Screening Automation Equipment, 2017-2040 (USD Million) 825
Table 288. Latin America Airport Baggage Screening Systems Market Size, by Screening Software, 2017-2040 (USD Million) 826
Table 289. Latin America Airport Baggage Screening Systems Market Size, by Detection Platform, 2017-2040 (USD Million) 826
Table 290. Latin America Airport Baggage Screening Systems Market Size, by Projection X-Ray Imaging, 2017-2040 (USD Million) 827
Table 291. Latin America Airport Baggage Screening Systems Market Size, by Interoperability Architecture, 2017-2040 (USD Million) 827
Table 292. Latin America Airport Baggage Screening Systems Market Size, by Screening Application, 2017-2040 (USD Million) 827
Table 293. Latin America Airport Baggage Screening Systems Market Size, by Purchasing Organization, 2017-2040 (USD Million) 828
Table 294. Latin America Airport Baggage Screening Systems Market Size, by System Integration, 2017-2040 (USD Million) 828
Table 295. Latin America Airport Baggage Screening Systems Market Size, by Image Review Location, 2017-2040 (USD Million) 828
Table 296. Latin America Airport Baggage Screening Systems Market Size, by Procurement Channel, 2017-2040 (USD Million) 829
Table 297. Latin America Airport Baggage Screening Systems Market Size, by Investment Purpose, 2017-2040 (USD Million) 829
Table 298. Africa Airport Baggage Screening Systems Market, by Country growth contribution, 2025-2032 859
Table 299. Africa Airport Baggage Screening Systems Market Size, by Region, 2017-2040 (USD Million) 859
Table 300. Africa Airport Baggage Screening Systems Market Size, by Offering, 2017-2040 (USD Million) 860
Table 301. Africa Airport Baggage Screening Systems Market Size, by Detection Equipment, 2017-2040 (USD Million) 860
Table 302. Africa Airport Baggage Screening Systems Market Size, by System Services, 2017-2040 (USD Million) 860
Table 303. Africa Airport Baggage Screening Systems Market Size, by Replacement Parts and Consumables, 2017-2040 (USD Million) 861
Table 304. Africa Airport Baggage Screening Systems Market Size, by Screening Automation Equipment, 2017-2040 (USD Million) 861
Table 305. Africa Airport Baggage Screening Systems Market Size, by Screening Software, 2017-2040 (USD Million) 861
Table 306. Africa Airport Baggage Screening Systems Market Size, by Detection Platform, 2017-2040 (USD Million) 862
Table 307. Africa Airport Baggage Screening Systems Market Size, by Projection X-Ray Imaging, 2017-2040 (USD Million) 862

Table 308. Africa Airport Baggage Screening Systems Market Size, by Interoperability Architecture, 2017-2040 (USD Million) 863
Table 309. Africa Airport Baggage Screening Systems Market Size, by Screening Application, 2017-2040 (USD Million) 863
Table 310. Africa Airport Baggage Screening Systems Market Size, by Purchasing Organization, 2017-2040 (USD Million) 863
Table 311. Africa Airport Baggage Screening Systems Market Size, by System Integration, 2017-2040 (USD Million) 864
Table 312. Africa Airport Baggage Screening Systems Market Size, by Image Review Location, 2017-2040 (USD Million) 864
Table 313. Africa Airport Baggage Screening Systems Market Size, by Procurement Channel, 2017-2040 (USD Million) 864
Table 314. Africa Airport Baggage Screening Systems Market Size, by Investment Purpose, 2017-2040 (USD Million) 865
Table 315. Global Airport Baggage Screening Systems Market Size, by Group, 2017-2040 (USD Million) 898
Table 316. NATO Airport Baggage Screening Systems Market, by Country growth contribution, 2025-2032 901
Table 317. NATO Airport Baggage Screening Systems Market Size, by Group, 2017-2040 (USD Million) 902
Table 318. NATO Airport Baggage Screening Systems Market Size, by Offering, 2017-2040 (USD Million) 903
Table 319. NATO Airport Baggage Screening Systems Market Size, by Detection Equipment, 2017-2040 (USD Million) 904
Table 320. NATO Airport Baggage Screening Systems Market Size, by System Services, 2017-2040 (USD Million) 904
Table 321. NATO Airport Baggage Screening Systems Market Size, by Replacement Parts and Consumables, 2017-2040 (USD Million) 904
Table 322. NATO Airport Baggage Screening Systems Market Size, by Screening Automation Equipment, 2017-2040 (USD Million) 905
Table 323. NATO Airport Baggage Screening Systems Market Size, by Screening Software, 2017-2040 (USD Million) 905
Table 324. NATO Airport Baggage Screening Systems Market Size, by Detection Platform, 2017-2040 (USD Million) 906
Table 325. NATO Airport Baggage Screening Systems Market Size, by Projection X-Ray Imaging, 2017-2040 (USD Million) 906
Table 326. NATO Airport Baggage Screening Systems Market Size, by Interoperability Architecture, 2017-2040 (USD Million) 907
Table 327. NATO Airport Baggage Screening Systems Market Size, by Screening Application, 2017-2040 (USD Million) 907
Table 328. NATO Airport Baggage Screening Systems Market Size, by Purchasing Organization, 2017-2040 (USD Million) 907
Table 329. NATO Airport Baggage Screening Systems Market Size, by System Integration, 2017-2040 (USD Million) 908

Table 330. NATO Airport Baggage Screening Systems Market Size, by Image Review Location, 2017-2040 (USD Million) 908
Table 331. NATO Airport Baggage Screening Systems Market Size, by Procurement Channel, 2017-2040 (USD Million) 908
Table 332. NATO Airport Baggage Screening Systems Market Size, by Investment Purpose, 2017-2040 (USD Million) 909
Table 333. G7 Airport Baggage Screening Systems Market, by Country growth contribution, 2025-2032 940
Table 334. G7 Airport Baggage Screening Systems Market Size, by Group, 2017-2040 (USD Million) 940
Table 335. G7 Airport Baggage Screening Systems Market Size, by Offering, 2017-2040 (USD Million) 940
Table 336. G7 Airport Baggage Screening Systems Market Size, by Detection Equipment, 2017-2040 (USD Million) 941
Table 337. G7 Airport Baggage Screening Systems Market Size, by System Services, 2017-2040 (USD Million) 941
Table 338. G7 Airport Baggage Screening Systems Market Size, by Replacement Parts and Consumables, 2017-2040 (USD Million) 941
Table 339. G7 Airport Baggage Screening Systems Market Size, by Screening Automation Equipment, 2017-2040 (USD Million) 942
Table 340. G7 Airport Baggage Screening Systems Market Size, by Screening Software, 2017-2040 (USD Million) 942
Table 341. G7 Airport Baggage Screening Systems Market Size, by Detection Platform, 2017-2040 (USD Million) 943
Table 342. G7 Airport Baggage Screening Systems Market Size, by Projection X-Ray Imaging, 2017-2040 (USD Million) 943
Table 343. G7 Airport Baggage Screening Systems Market Size, by Interoperability Architecture, 2017-2040 (USD Million) 944
Table 344. G7 Airport Baggage Screening Systems Market Size, by Screening Application, 2017-2040 (USD Million) 944
Table 345. G7 Airport Baggage Screening Systems Market Size, by Purchasing Organization, 2017-2040 (USD Million) 944
Table 346. G7 Airport Baggage Screening Systems Market Size, by System Integration, 2017-2040 (USD Million) 945
Table 347. G7 Airport Baggage Screening Systems Market Size, by Image Review Location, 2017-2040 (USD Million) 945
Table 348. G7 Airport Baggage Screening Systems Market Size, by Procurement Channel, 2017-2040 (USD Million) 945
Table 349. G7 Airport Baggage Screening Systems Market Size, by Investment Purpose, 2017-2040 (USD Million) 946
Table 350. European Union Airport Baggage Screening Systems Market, by Country growth contribution, 2025-2032 977
Table 351. European Union Airport Baggage Screening Systems Market Size, by Group, 2017-2040 (USD Million) 978

Table 352. European Union Airport Baggage Screening Systems Market Size, by Offering, 2017-2040 (USD Million) 979
Table 353. European Union Airport Baggage Screening Systems Market Size, by Detection Equipment, 2017-2040 (USD Million) 979
Table 354. European Union Airport Baggage Screening Systems Market Size, by System Services, 2017-2040 (USD Million) 979
Table 355. European Union Airport Baggage Screening Systems Market Size, by Replacement Parts and Consumables, 2017-2040 (USD Million) 980
Table 356. European Union Airport Baggage Screening Systems Market Size, by Screening Automation Equipment, 2017-2040 (USD Million) 980
Table 357. European Union Airport Baggage Screening Systems Market Size, by Screening Software, 2017-2040 (USD Million) 980
Table 358. European Union Airport Baggage Screening Systems Market Size, by Detection Platform, 2017-2040 (USD Million) 981
Table 359. European Union Airport Baggage Screening Systems Market Size, by Projection X-Ray Imaging, 2017-2040 (USD Million) 981
Table 360. European Union Airport Baggage Screening Systems Market Size, by Interoperability Architecture, 2017-2040 (USD Million) 982
Table 361. European Union Airport Baggage Screening Systems Market Size, by Screening Application, 2017-2040 (USD Million) 982
Table 362. European Union Airport Baggage Screening Systems Market Size, by Purchasing Organization, 2017-2040 (USD Million) 982
Table 363. European Union Airport Baggage Screening Systems Market Size, by System Integration, 2017-2040 (USD Million) 983
Table 364. European Union Airport Baggage Screening Systems Market Size, by Image Review Location, 2017-2040 (USD Million) 983
Table 365. European Union Airport Baggage Screening Systems Market Size, by Procurement Channel, 2017-2040 (USD Million) 983
Table 366. European Union Airport Baggage Screening Systems Market Size, by Investment Purpose, 2017-2040 (USD Million) 984
Table 367. BRICS Airport Baggage Screening Systems Market, by Country growth contribution, 2025-2032 1014
Table 368. BRICS Airport Baggage Screening Systems Market Size, by Group, 2017-2040 (USD Million) 1014
Table 369. BRICS Airport Baggage Screening Systems Market Size, by Offering, 2017-2040 (USD Million) 1015
Table 370. BRICS Airport Baggage Screening Systems Market Size, by Detection Equipment, 2017-2040 (USD Million) 1015
Table 371. BRICS Airport Baggage Screening Systems Market Size, by System Services, 2017-2040 (USD Million) 1015
Table 372. BRICS Airport Baggage Screening Systems Market Size, by Replacement Parts and Consumables, 2017-2040 (USD Million) 1016
Table 373. BRICS Airport Baggage Screening Systems Market Size, by Screening Automation Equipment, 2017-2040 (USD Million) 1016

Table 374. BRICS Airport Baggage Screening Systems Market Size, by Screening Software, 2017-2040 (USD Million) 1016
Table 375. BRICS Airport Baggage Screening Systems Market Size, by Detection Platform, 2017-2040 (USD Million) 1017
Table 376. BRICS Airport Baggage Screening Systems Market Size, by Projection X-Ray Imaging, 2017-2040 (USD Million) 1017
Table 377. BRICS Airport Baggage Screening Systems Market Size, by Interoperability Architecture, 2017-2040 (USD Million) 1018
Table 378. BRICS Airport Baggage Screening Systems Market Size, by Screening Application, 2017-2040 (USD Million) 1018
Table 379. BRICS Airport Baggage Screening Systems Market Size, by Purchasing Organization, 2017-2040 (USD Million) 1018
Table 380. BRICS Airport Baggage Screening Systems Market Size, by System Integration, 2017-2040 (USD Million) 1019
Table 381. BRICS Airport Baggage Screening Systems Market Size, by Image Review Location, 2017-2040 (USD Million) 1019
Table 382. BRICS Airport Baggage Screening Systems Market Size, by Procurement Channel, 2017-2040 (USD Million) 1019
Table 383. BRICS Airport Baggage Screening Systems Market Size, by Investment Purpose, 2017-2040 (USD Million) 1020
Table 384. ASEAN Airport Baggage Screening Systems Market, by Country growth contribution, 2025-2032 1050
Table 385. ASEAN Airport Baggage Screening Systems Market Size, by Group, 2017-2040 (USD Million) 1051
Table 386. ASEAN Airport Baggage Screening Systems Market Size, by Offering, 2017-2040 (USD Million) 1051
Table 387. ASEAN Airport Baggage Screening Systems Market Size, by Detection Equipment, 2017-2040 (USD Million) 1051
Table 388. ASEAN Airport Baggage Screening Systems Market Size, by System Services, 2017-2040 (USD Million) 1052
Table 389. ASEAN Airport Baggage Screening Systems Market Size, by Replacement Parts and Consumables, 2017-2040 (USD Million) 1052
Table 390. ASEAN Airport Baggage Screening Systems Market Size, by Screening Automation Equipment, 2017-2040 (USD Million) 1052
Table 391. ASEAN Airport Baggage Screening Systems Market Size, by Screening Software, 2017-2040 (USD Million) 1053
Table 392. ASEAN Airport Baggage Screening Systems Market Size, by Detection Platform, 2017-2040 (USD Million) 1053
Table 393. ASEAN Airport Baggage Screening Systems Market Size, by Projection X-Ray Imaging, 2017-2040 (USD Million) 1054
Table 394. ASEAN Airport Baggage Screening Systems Market Size, by Interoperability Architecture, 2017-2040 (USD Million) 1054
Table 395. ASEAN Airport Baggage Screening Systems Market Size, by Screening Application, 2017-2040 (USD Million) 1054

Table 396. ASEAN Airport Baggage Screening Systems Market Size, by Purchasing Organization, 2017-2040 (USD Million) 1055
Table 397. ASEAN Airport Baggage Screening Systems Market Size, by System Integration, 2017-2040 (USD Million) 1055
Table 398. ASEAN Airport Baggage Screening Systems Market Size, by Image Review Location, 2017-2040 (USD Million) 1055
Table 399. ASEAN Airport Baggage Screening Systems Market Size, by Procurement Channel, 2017-2040 (USD Million) 1056
Table 400. ASEAN Airport Baggage Screening Systems Market Size, by Investment Purpose, 2017-2040 (USD Million) 1056
Table 401. GCC Airport Baggage Screening Systems Market, by Country growth contribution, 2025-2032 1086
Table 402. GCC Airport Baggage Screening Systems Market Size, by Group, 2017-2040 (USD Million) 1086
Table 403. GCC Airport Baggage Screening Systems Market Size, by Offering, 2017-2040 (USD Million) 1087
Table 404. GCC Airport Baggage Screening Systems Market Size, by Detection Equipment, 2017-2040 (USD Million) 1087
Table 405. GCC Airport Baggage Screening Systems Market Size, by System Services, 2017-2040 (USD Million) 1087
Table 406. GCC Airport Baggage Screening Systems Market Size, by Replacement Parts and Consumables, 2017-2040 (USD Million) 1088
Table 407. GCC Airport Baggage Screening Systems Market Size, by Screening Automation Equipment, 2017-2040 (USD Million) 1088
Table 408. GCC Airport Baggage Screening Systems Market Size, by Screening Software, 2017-2040 (USD Million) 1088
Table 409. GCC Airport Baggage Screening Systems Market Size, by Detection Platform, 2017-2040 (USD Million) 1089
Table 410. GCC Airport Baggage Screening Systems Market Size, by Projection X-Ray Imaging, 2017-2040 (USD Million) 1089
Table 411. GCC Airport Baggage Screening Systems Market Size, by Interoperability Architecture, 2017-2040 (USD Million) 1090
Table 412. GCC Airport Baggage Screening Systems Market Size, by Screening Application, 2017-2040 (USD Million) 1090
Table 413. GCC Airport Baggage Screening Systems Market Size, by Purchasing Organization, 2017-2040 (USD Million) 1090
Table 414. GCC Airport Baggage Screening Systems Market Size, by System Integration, 2017-2040 (USD Million) 1091
Table 415. GCC Airport Baggage Screening Systems Market Size, by Image Review Location, 2017-2040 (USD Million) 1091
Table 416. GCC Airport Baggage Screening Systems Market Size, by Procurement Channel, 2017-2040 (USD Million) 1091
Table 417. GCC Airport Baggage Screening Systems Market Size, by Investment Purpose, 2017-2040 (USD Million) 1092

Table 418. Global Airport Baggage Screening Systems Market, by Country growth contribution, 2025-2032....1126
Table 419. Global Airport Baggage Screening Systems Market Size, by Country, 2017-2040 (USD Million)....1127
Table 420. United States Airport Baggage Screening Systems Market Size, 2017-2040 (USD Million)....1131
Table 421. United States Airport Baggage Screening Systems Market Size, by Offering, 2017-2040 (USD Million)....1131
Table 422. United States Airport Baggage Screening Systems Market Size, by Detection Equipment, 2017-2040 (USD Million)....1132
Table 423. United States Airport Baggage Screening Systems Market Size, by System Services, 2017-2040 (USD Million)....1132
Table 424. United States Airport Baggage Screening Systems Market Size, by Replacement Parts and Consumables, 2017-2040 (USD Million)....1132
Table 425. United States Airport Baggage Screening Systems Market Size, by Screening Automation Equipment, 2017-2040 (USD Million)....1133
Table 426. United States Airport Baggage Screening Systems Market Size, by Screening Software, 2017-2040 (USD Million)....1133
Table 427. United States Airport Baggage Screening Systems Market Size, by Detection Platform, 2017-2040 (USD Million)....1134
Table 428. United States Airport Baggage Screening Systems Market Size, by Projection X-Ray Imaging, 2017-2040 (USD Million)....1134
Table 429. United States Airport Baggage Screening Systems Market Size, by Interoperability Architecture, 2017-2040 (USD Million)....1135
Table 430. United States Airport Baggage Screening Systems Market Size, by Screening Application, 2017-2040 (USD Million)....1135
Table 431. United States Airport Baggage Screening Systems Market Size, by Purchasing Organization, 2017-2040 (USD Million)....1135
Table 432. United States Airport Baggage Screening Systems Market Size, by System Integration, 2017-2040 (USD Million)....1136
Table 433. United States Airport Baggage Screening Systems Market Size, by Image Review Location, 2017-2040 (USD Million)....1136
Table 434. United States Airport Baggage Screening Systems Market Size, by Procurement Channel, 2017-2040 (USD Million)....1136
Table 435. United States Airport Baggage Screening Systems Market Size, by Investment Purpose, 2017-2040 (USD Million)....1137
Table 436. China Airport Baggage Screening Systems Market Size, 2017-2040 (USD Million)....1167
Table 437. China Airport Baggage Screening Systems Market Size, by Offering, 2017-2040 (USD Million)....1167
Table 438. China Airport Baggage Screening Systems Market Size, by Detection Equipment, 2017-2040 (USD Million)....1167
Table 439. China Airport Baggage Screening Systems Market Size, by System Services, 2017-2040 (USD Million)....1168
Table 440. China Airport Baggage Screening Systems Market Size, by Replacement Parts and Consumables, 2017-2040 (USD Million)....1168

Table 441. China Airport Baggage Screening Systems Market Size, by Screening Automation Equipment, 2017-2040 (USD Million) 1168
Table 442. China Airport Baggage Screening Systems Market Size, by Screening Software, 2017-2040 (USD Million) 1169
Table 443. China Airport Baggage Screening Systems Market Size, by Detection Platform, 2017-2040 (USD Million) 1169
Table 444. China Airport Baggage Screening Systems Market Size, by Projection X-Ray Imaging, 2017-2040 (USD Million) 1170
Table 445. China Airport Baggage Screening Systems Market Size, by Interoperability Architecture, 2017-2040 (USD Million) 1170
Table 446. China Airport Baggage Screening Systems Market Size, by Screening Application, 2017-2040 (USD Million) 1170
Table 447. China Airport Baggage Screening Systems Market Size, by Purchasing Organization, 2017-2040 (USD Million) 1171
Table 448. China Airport Baggage Screening Systems Market Size, by System Integration, 2017-2040 (USD Million) 1171
Table 449. China Airport Baggage Screening Systems Market Size, by Image Review Location, 2017-2040 (USD Million) 1171
Table 450. China Airport Baggage Screening Systems Market Size, by Procurement Channel, 2017-2040 (USD Million) 1172
Table 451. China Airport Baggage Screening Systems Market Size, by Investment Purpose, 2017-2040 (USD Million) 1172
Table 452. United Kingdom Airport Baggage Screening Systems Market Size, 2017-2040 (USD Million) 1201
Table 453. United Kingdom Airport Baggage Screening Systems Market Size, by Offering, 2017-2040 (USD Million) 1201
Table 454. United Kingdom Airport Baggage Screening Systems Market Size, by Detection Equipment, 2017-2040 (USD Million) 1202
Table 455. United Kingdom Airport Baggage Screening Systems Market Size, by System Services, 2017-2040 (USD Million) 1202
Table 456. United Kingdom Airport Baggage Screening Systems Market Size, by Replacement Parts and Consumables, 2017-2040 (USD Million) 1202
Table 457. United Kingdom Airport Baggage Screening Systems Market Size, by Screening Automation Equipment, 2017-2040 (USD Million) 1203
Table 458. United Kingdom Airport Baggage Screening Systems Market Size, by Screening Software, 2017-2040 (USD Million) 1203
Table 459. United Kingdom Airport Baggage Screening Systems Market Size, by Detection Platform, 2017-2040 (USD Million) 1204
Table 460. United Kingdom Airport Baggage Screening Systems Market Size, by Projection X-Ray Imaging, 2017-2040 (USD Million) 1204
Table 461. United Kingdom Airport Baggage Screening Systems Market Size, by Interoperability Architecture, 2017-2040 (USD Million) 1205
Table 462. United Kingdom Airport Baggage Screening Systems Market Size, by Screening Application, 2017-2040 (USD Million) 1205

Table 463. United Kingdom Airport Baggage Screening Systems Market Size, by Purchasing Organization, 2017-2040 (USD Million) 1205
Table 464. United Kingdom Airport Baggage Screening Systems Market Size, by System Integration, 2017-2040 (USD Million) 1206
Table 465. United Kingdom Airport Baggage Screening Systems Market Size, by Image Review Location, 2017-2040 (USD Million) 1206
Table 466. United Kingdom Airport Baggage Screening Systems Market Size, by Procurement Channel, 2017-2040 (USD Million) 1206
Table 467. United Kingdom Airport Baggage Screening Systems Market Size, by Investment Purpose, 2017-2040 (USD Million) 1207
Table 468. Spain Airport Baggage Screening Systems Market Size, 2017-2040 (USD Million) 1236
Table 469. Spain Airport Baggage Screening Systems Market Size, by Offering, 2017-2040 (USD Million) 1236
Table 470. Spain Airport Baggage Screening Systems Market Size, by Detection Equipment, 2017-2040 (USD Million) 1237
Table 471. Spain Airport Baggage Screening Systems Market Size, by System Services, 2017-2040 (USD Million) 1237
Table 472. Spain Airport Baggage Screening Systems Market Size, by Replacement Parts and Consumables, 2017-2040 (USD Million) 1237
Table 473. Spain Airport Baggage Screening Systems Market Size, by Screening Automation Equipment, 2017-2040 (USD Million) 1238
Table 474. Spain Airport Baggage Screening Systems Market Size, by Screening Software, 2017-2040 (USD Million) 1238
Table 475. Spain Airport Baggage Screening Systems Market Size, by Detection Platform, 2017-2040 (USD Million) 1239
Table 476. Spain Airport Baggage Screening Systems Market Size, by Projection X-Ray Imaging, 2017-2040 (USD Million) 1239
Table 477. Spain Airport Baggage Screening Systems Market Size, by Interoperability Architecture, 2017-2040 (USD Million) 1240
Table 478. Spain Airport Baggage Screening Systems Market Size, by Screening Application, 2017-2040 (USD Million) 1240
Table 479. Spain Airport Baggage Screening Systems Market Size, by Purchasing Organization, 2017-2040 (USD Million) 1240
Table 480. Spain Airport Baggage Screening Systems Market Size, by System Integration, 2017-2040 (USD Million) 1241
Table 481. Spain Airport Baggage Screening Systems Market Size, by Image Review Location, 2017-2040 (USD Million) 1241
Table 482. Spain Airport Baggage Screening Systems Market Size, by Procurement Channel, 2017-2040 (USD Million) 1241
Table 483. Spain Airport Baggage Screening Systems Market Size, by Investment Purpose, 2017-2040 (USD Million) 1242
Table 484. Germany Airport Baggage Screening Systems Market Size, 2017-2040 (USD Million) 1272
Table 485. Germany Airport Baggage Screening Systems Market Size, by Offering, 2017-2040 (USD Million) 1272

Table 486. Germany Airport Baggage Screening Systems Market Size, by Detection Equipment, 2017-2040 (USD Million) 1273
Table 487. Germany Airport Baggage Screening Systems Market Size, by System Services, 2017-2040 (USD Million) 1273
Table 488. Germany Airport Baggage Screening Systems Market Size, by Replacement Parts and Consumables, 2017-2040 (USD Million) 1273
Table 489. Germany Airport Baggage Screening Systems Market Size, by Screening Automation Equipment, 2017-2040 (USD Million) 1274
Table 490. Germany Airport Baggage Screening Systems Market Size, by Screening Software, 2017-2040 (USD Million) 1274
Table 491. Germany Airport Baggage Screening Systems Market Size, by Detection Platform, 2017-2040 (USD Million) 1275
Table 492. Germany Airport Baggage Screening Systems Market Size, by Projection X-Ray Imaging, 2017-2040 (USD Million) 1275
Table 493. Germany Airport Baggage Screening Systems Market Size, by Interoperability Architecture, 2017-2040 (USD Million) 1276
Table 494. Germany Airport Baggage Screening Systems Market Size, by Screening Application, 2017-2040 (USD Million) 1276
Table 495. Germany Airport Baggage Screening Systems Market Size, by Purchasing Organization, 2017-2040 (USD Million) 1276
Table 496. Germany Airport Baggage Screening Systems Market Size, by System Integration, 2017-2040 (USD Million) 1277
Table 497. Germany Airport Baggage Screening Systems Market Size, by Image Review Location, 2017-2040 (USD Million) 1277
Table 498. Germany Airport Baggage Screening Systems Market Size, by Procurement Channel, 2017-2040 (USD Million) 1277
Table 499. Germany Airport Baggage Screening Systems Market Size, by Investment Purpose, 2017-2040 (USD Million) 1278
Table 500. India Airport Baggage Screening Systems Market Size, 2017-2040 (USD Million) 1308
Table 501. India Airport Baggage Screening Systems Market Size, by Offering, 2017-2040 (USD Million) 1308
Table 502. India Airport Baggage Screening Systems Market Size, by Detection Equipment, 2017-2040 (USD Million) 1309
Table 503. India Airport Baggage Screening Systems Market Size, by System Services, 2017-2040 (USD Million) 1309
Table 504. India Airport Baggage Screening Systems Market Size, by Replacement Parts and Consumables, 2017-2040 (USD Million) 1309
Table 505. India Airport Baggage Screening Systems Market Size, by Screening Automation Equipment, 2017-2040 (USD Million) 1310
Table 506. India Airport Baggage Screening Systems Market Size, by Screening Software, 2017-2040 (USD Million) 1310
Table 507. India Airport Baggage Screening Systems Market Size, by Detection Platform, 2017-2040 (USD Million) 1311
Table 508. India Airport Baggage Screening Systems Market Size, by Projection X-Ray Imaging, 2017-2040 (USD Million) 1311

Table 509. India Airport Baggage Screening Systems Market Size, by Interoperability Architecture, 2017-2040 (USD Million) 1312
Table 510. India Airport Baggage Screening Systems Market Size, by Screening Application, 2017-2040 (USD Million) 1312
Table 511. India Airport Baggage Screening Systems Market Size, by Purchasing Organization, 2017-2040 (USD Million) 1312
Table 512. India Airport Baggage Screening Systems Market Size, by System Integration, 2017-2040 (USD Million) 1313
Table 513. India Airport Baggage Screening Systems Market Size, by Image Review Location, 2017-2040 (USD Million) 1313
Table 514. India Airport Baggage Screening Systems Market Size, by Procurement Channel, 2017-2040 (USD Million) 1313
Table 515. India Airport Baggage Screening Systems Market Size, by Investment Purpose, 2017-2040 (USD Million) 1314
Table 516. Japan Airport Baggage Screening Systems Market Size, 2017-2040 (USD Million) 1343
Table 517. Japan Airport Baggage Screening Systems Market Size, by Offering, 2017-2040 (USD Million) 1343
Table 518. Japan Airport Baggage Screening Systems Market Size, by Detection Equipment, 2017-2040 (USD Million) 1344
Table 519. Japan Airport Baggage Screening Systems Market Size, by System Services, 2017-2040 (USD Million) 1344
Table 520. Japan Airport Baggage Screening Systems Market Size, by Replacement Parts and Consumables, 2017-2040 (USD Million) 1344
Table 521. Japan Airport Baggage Screening Systems Market Size, by Screening Automation Equipment, 2017-2040 (USD Million) 1345
Table 522. Japan Airport Baggage Screening Systems Market Size, by Screening Software, 2017-2040 (USD Million) 1345
Table 523. Japan Airport Baggage Screening Systems Market Size, by Detection Platform, 2017-2040 (USD Million) 1346
Table 524. Japan Airport Baggage Screening Systems Market Size, by Projection X-Ray Imaging, 2017-2040 (USD Million) 1346
Table 525. Japan Airport Baggage Screening Systems Market Size, by Interoperability Architecture, 2017-2040 (USD Million) 1347
Table 526. Japan Airport Baggage Screening Systems Market Size, by Screening Application, 2017-2040 (USD Million) 1347
Table 527. Japan Airport Baggage Screening Systems Market Size, by Purchasing Organization, 2017-2040 (USD Million) 1347
Table 528. Japan Airport Baggage Screening Systems Market Size, by System Integration, 2017-2040 (USD Million) 1348
Table 529. Japan Airport Baggage Screening Systems Market Size, by Image Review Location, 2017-2040 (USD Million) 1348
Table 530. Japan Airport Baggage Screening Systems Market Size, by Procurement Channel, 2017-2040 (USD Million) 1348
Table 531. Japan Airport Baggage Screening Systems Market Size, by Investment Purpose, 2017-2040 (USD Million) 1349

Table 532. Italy Airport Baggage Screening Systems Market Size, 2017-2040 (USD Million) 1378
Table 533. Italy Airport Baggage Screening Systems Market Size, by Offering, 2017-2040 (USD Million) 1378
Table 534. Italy Airport Baggage Screening Systems Market Size, by Detection Equipment, 2017-2040 (USD Million) 1379
Table 535. Italy Airport Baggage Screening Systems Market Size, by System Services, 2017-2040 (USD Million) 1379
Table 536. Italy Airport Baggage Screening Systems Market Size, by Replacement Parts and Consumables, 2017-2040 (USD Million) 1379
Table 537. Italy Airport Baggage Screening Systems Market Size, by Screening Automation Equipment, 2017-2040 (USD Million) 1380
Table 538. Italy Airport Baggage Screening Systems Market Size, by Screening Software, 2017-2040 (USD Million) 1380
Table 539. Italy Airport Baggage Screening Systems Market Size, by Detection Platform, 2017-2040 (USD Million) 1381
Table 540. Italy Airport Baggage Screening Systems Market Size, by Projection X-Ray Imaging, 2017-2040 (USD Million) 1381
Table 541. Italy Airport Baggage Screening Systems Market Size, by Interoperability Architecture, 2017-2040 (USD Million) 1382
Table 542. Italy Airport Baggage Screening Systems Market Size, by Screening Application, 2017-2040 (USD Million) 1382
Table 543. Italy Airport Baggage Screening Systems Market Size, by Purchasing Organization, 2017-2040 (USD Million) 1382
Table 544. Italy Airport Baggage Screening Systems Market Size, by System Integration, 2017-2040 (USD Million) 1383
Table 545. Italy Airport Baggage Screening Systems Market Size, by Image Review Location, 2017-2040 (USD Million) 1383
Table 546. Italy Airport Baggage Screening Systems Market Size, by Procurement Channel, 2017-2040 (USD Million) 1383
Table 547. Italy Airport Baggage Screening Systems Market Size, by Investment Purpose, 2017-2040 (USD Million) 1384
Table 548. France Airport Baggage Screening Systems Market Size, 2017-2040 (USD Million) 1414
Table 549. France Airport Baggage Screening Systems Market Size, by Offering, 2017-2040 (USD Million) 1414
Table 550. France Airport Baggage Screening Systems Market Size, by Detection Equipment, 2017-2040 (USD Million) 1415
Table 551. France Airport Baggage Screening Systems Market Size, by System Services, 2017-2040 (USD Million) 1415
Table 552. France Airport Baggage Screening Systems Market Size, by Replacement Parts and Consumables, 2017-2040 (USD Million) 1415
Table 553. France Airport Baggage Screening Systems Market Size, by Screening Automation Equipment, 2017-2040 (USD Million) 1416
Table 554. France Airport Baggage Screening Systems Market Size, by Screening Software, 2017-2040 (USD Million) 1416

Table 555. France Airport Baggage Screening Systems Market Size, by Detection Platform, 2017-2040 (USD Million) 1417
Table 556. France Airport Baggage Screening Systems Market Size, by Projection X-Ray Imaging, 2017-2040 (USD Million) 1417
Table 557. France Airport Baggage Screening Systems Market Size, by Interoperability Architecture, 2017-2040 (USD Million) 1418
Table 558. France Airport Baggage Screening Systems Market Size, by Screening Application, 2017-2040 (USD Million) 1418
Table 559. France Airport Baggage Screening Systems Market Size, by Purchasing Organization, 2017-2040 (USD Million) 1418
Table 560. France Airport Baggage Screening Systems Market Size, by System Integration, 2017-2040 (USD Million) 1419
Table 561. France Airport Baggage Screening Systems Market Size, by Image Review Location, 2017-2040 (USD Million) 1419
Table 562. France Airport Baggage Screening Systems Market Size, by Procurement Channel, 2017-2040 (USD Million) 1419
Table 563. France Airport Baggage Screening Systems Market Size, by Investment Purpose, 2017-2040 (USD Million) 1420
Table 564. Canada Airport Baggage Screening Systems Market Size, 2017-2040 (USD Million) 1450
Table 565. Canada Airport Baggage Screening Systems Market Size, by Offering, 2017-2040 (USD Million) 1450
Table 566. Canada Airport Baggage Screening Systems Market Size, by Detection Equipment, 2017-2040 (USD Million) 1451
Table 567. Canada Airport Baggage Screening Systems Market Size, by System Services, 2017-2040 (USD Million) 1451
Table 568. Canada Airport Baggage Screening Systems Market Size, by Replacement Parts and Consumables, 2017-2040 (USD Million) 1451
Table 569. Canada Airport Baggage Screening Systems Market Size, by Screening Automation Equipment, 2017-2040 (USD Million) 1452
Table 570. Canada Airport Baggage Screening Systems Market Size, by Screening Software, 2017-2040 (USD Million) 1452
Table 571. Canada Airport Baggage Screening Systems Market Size, by Detection Platform, 2017-2040 (USD Million) 1453
Table 572. Canada Airport Baggage Screening Systems Market Size, by Projection X-Ray Imaging, 2017-2040 (USD Million) 1453
Table 573. Canada Airport Baggage Screening Systems Market Size, by Interoperability Architecture, 2017-2040 (USD Million) 1454
Table 574. Canada Airport Baggage Screening Systems Market Size, by Screening Application, 2017-2040 (USD Million) 1454
Table 575. Canada Airport Baggage Screening Systems Market Size, by Purchasing Organization, 2017-2040 (USD Million) 1454
Table 576. Canada Airport Baggage Screening Systems Market Size, by System Integration, 2017-2040 (USD Million) 1455
Table 577. Canada Airport Baggage Screening Systems Market Size, by Image Review Location, 2017-2040 (USD Million) 1455

Table 578. Canada Airport Baggage Screening Systems Market Size, by Procurement Channel, 2017-2040 (USD Million) 1455
Table 579. Canada Airport Baggage Screening Systems Market Size, by Investment Purpose, 2017-2040 (USD Million) 1456
Table 580. Australia Airport Baggage Screening Systems Market Size, 2017-2040 (USD Million) 1485
Table 581. Australia Airport Baggage Screening Systems Market Size, by Offering, 2017-2040 (USD Million) 1485
Table 582. Australia Airport Baggage Screening Systems Market Size, by Detection Equipment, 2017-2040 (USD Million) 1486
Table 583. Australia Airport Baggage Screening Systems Market Size, by System Services, 2017-2040 (USD Million) 1486
Table 584. Australia Airport Baggage Screening Systems Market Size, by Replacement Parts and Consumables, 2017-2040 (USD Million) 1486
Table 585. Australia Airport Baggage Screening Systems Market Size, by Screening Automation Equipment, 2017-2040 (USD Million) 1487
Table 586. Australia Airport Baggage Screening Systems Market Size, by Screening Software, 2017-2040 (USD Million) 1487
Table 587. Australia Airport Baggage Screening Systems Market Size, by Detection Platform, 2017-2040 (USD Million) 1488
Table 588. Australia Airport Baggage Screening Systems Market Size, by Projection X-Ray Imaging, 2017-2040 (USD Million) 1488
Table 589. Australia Airport Baggage Screening Systems Market Size, by Interoperability Architecture, 2017-2040 (USD Million) 1489
Table 590. Australia Airport Baggage Screening Systems Market Size, by Screening Application, 2017-2040 (USD Million) 1489
Table 591. Australia Airport Baggage Screening Systems Market Size, by Purchasing Organization, 2017-2040 (USD Million) 1489
Table 592. Australia Airport Baggage Screening Systems Market Size, by System Integration, 2017-2040 (USD Million) 1490
Table 593. Australia Airport Baggage Screening Systems Market Size, by Image Review Location, 2017-2040 (USD Million) 1490
Table 594. Australia Airport Baggage Screening Systems Market Size, by Procurement Channel, 2017-2040 (USD Million) 1490
Table 595. Australia Airport Baggage Screening Systems Market Size, by Investment Purpose, 2017-2040 (USD Million) 1491
Table 596. Brazil Airport Baggage Screening Systems Market Size, 2017-2040 (USD Million) 1520
Table 597. Brazil Airport Baggage Screening Systems Market Size, by Offering, 2017-2040 (USD Million) 1520
Table 598. Brazil Airport Baggage Screening Systems Market Size, by Detection Equipment, 2017-2040 (USD Million) 1521
Table 599. Brazil Airport Baggage Screening Systems Market Size, by System Services, 2017-2040 (USD Million) 1521
Table 600. Brazil Airport Baggage Screening Systems Market Size, by Replacement Parts and Consumables, 2017-2040 (USD Million) 1521

Table 601. Brazil Airport Baggage Screening Systems Market Size, by Screening Automation Equipment, 2017-2040 (USD Million) 1522
Table 602. Brazil Airport Baggage Screening Systems Market Size, by Screening Software, 2017-2040 (USD Million) 1522
Table 603. Brazil Airport Baggage Screening Systems Market Size, by Detection Platform, 2017-2040 (USD Million) 1523
Table 604. Brazil Airport Baggage Screening Systems Market Size, by Projection X-Ray Imaging, 2017-2040 (USD Million) 1523
Table 605. Brazil Airport Baggage Screening Systems Market Size, by Interoperability Architecture, 2017-2040 (USD Million) 1524
Table 606. Brazil Airport Baggage Screening Systems Market Size, by Screening Application, 2017-2040 (USD Million) 1524
Table 607. Brazil Airport Baggage Screening Systems Market Size, by Purchasing Organization, 2017-2040 (USD Million) 1524
Table 608. Brazil Airport Baggage Screening Systems Market Size, by System Integration, 2017-2040 (USD Million) 1525
Table 609. Brazil Airport Baggage Screening Systems Market Size, by Image Review Location, 2017-2040 (USD Million) 1525
Table 610. Brazil Airport Baggage Screening Systems Market Size, by Procurement Channel, 2017-2040 (USD Million) 1525
Table 611. Brazil Airport Baggage Screening Systems Market Size, by Investment Purpose, 2017-2040 (USD Million) 1526
Table 612. South Korea Airport Baggage Screening Systems Market Size, 2017-2040 (USD Million) 1555
Table 613. South Korea Airport Baggage Screening Systems Market Size, by Offering, 2017-2040 (USD Million) 1555
Table 614. South Korea Airport Baggage Screening Systems Market Size, by Detection Equipment, 2017-2040 (USD Million) 1556
Table 615. South Korea Airport Baggage Screening Systems Market Size, by System Services, 2017-2040 (USD Million) 1556
Table 616. South Korea Airport Baggage Screening Systems Market Size, by Replacement Parts and Consumables, 2017-2040 (USD Million) 1556
Table 617. South Korea Airport Baggage Screening Systems Market Size, by Screening Automation Equipment, 2017-2040 (USD Million) 1557
Table 618. South Korea Airport Baggage Screening Systems Market Size, by Screening Software, 2017-2040 (USD Million) 1557
Table 619. South Korea Airport Baggage Screening Systems Market Size, by Detection Platform, 2017-2040 (USD Million) 1558
Table 620. South Korea Airport Baggage Screening Systems Market Size, by Projection X-Ray Imaging, 2017-2040 (USD Million) 1558
Table 621. South Korea Airport Baggage Screening Systems Market Size, by Interoperability Architecture, 2017-2040 (USD Million) 1559
Table 622. South Korea Airport Baggage Screening Systems Market Size, by Screening Application, 2017-2040 (USD Million) 1559

Table 623. South Korea Airport Baggage Screening Systems Market Size, by Purchasing Organization, 2017-2040 (USD Million) 1559
Table 624. South Korea Airport Baggage Screening Systems Market Size, by System Integration, 2017-2040 (USD Million) 1560
Table 625. South Korea Airport Baggage Screening Systems Market Size, by Image Review Location, 2017-2040 (USD Million) 1560
Table 626. South Korea Airport Baggage Screening Systems Market Size, by Procurement Channel, 2017-2040 (USD Million) 1560
Table 627. South Korea Airport Baggage Screening Systems Market Size, by Investment Purpose, 2017-2040 (USD Million) 1561
Table 628. Mexico Airport Baggage Screening Systems Market Size, 2017-2040 (USD Million) 1590
Table 629. Mexico Airport Baggage Screening Systems Market Size, by Offering, 2017-2040 (USD Million) 1590
Table 630. Mexico Airport Baggage Screening Systems Market Size, by Detection Equipment, 2017-2040 (USD Million) 1591
Table 631. Mexico Airport Baggage Screening Systems Market Size, by System Services, 2017-2040 (USD Million) 1591
Table 632. Mexico Airport Baggage Screening Systems Market Size, by Replacement Parts and Consumables, 2017-2040 (USD Million) 1591
Table 633. Mexico Airport Baggage Screening Systems Market Size, by Screening Automation Equipment, 2017-2040 (USD Million) 1592
Table 634. Mexico Airport Baggage Screening Systems Market Size, by Screening Software, 2017-2040 (USD Million) 1592
Table 635. Mexico Airport Baggage Screening Systems Market Size, by Detection Platform, 2017-2040 (USD Million) 1593
Table 636. Mexico Airport Baggage Screening Systems Market Size, by Projection X-Ray Imaging, 2017-2040 (USD Million) 1593
Table 637. Mexico Airport Baggage Screening Systems Market Size, by Interoperability Architecture, 2017-2040 (USD Million) 1594
Table 638. Mexico Airport Baggage Screening Systems Market Size, by Screening Application, 2017-2040 (USD Million) 1594
Table 639. Mexico Airport Baggage Screening Systems Market Size, by Purchasing Organization, 2017-2040 (USD Million) 1594
Table 640. Mexico Airport Baggage Screening Systems Market Size, by System Integration, 2017-2040 (USD Million) 1595
Table 641. Mexico Airport Baggage Screening Systems Market Size, by Image Review Location, 2017-2040 (USD Million) 1595
Table 642. Mexico Airport Baggage Screening Systems Market Size, by Procurement Channel, 2017-2040 (USD Million) 1595
Table 643. Mexico Airport Baggage Screening Systems Market Size, by Investment Purpose, 2017-2040 (USD Million) 1596
Table 644. Russia Airport Baggage Screening Systems Market Size, 2017-2040 (USD Million) 1625
Table 645. Russia Airport Baggage Screening Systems Market Size, by Offering, 2017-2040 (USD Million) 1625

Table 646. Russia Airport Baggage Screening Systems Market Size, by Detection Equipment, 2017-2040 (USD Million) 1626
Table 647. Russia Airport Baggage Screening Systems Market Size, by System Services, 2017-2040 (USD Million) 1626
Table 648. Russia Airport Baggage Screening Systems Market Size, by Replacement Parts and Consumables, 2017-2040 (USD Million) 1626
Table 649. Russia Airport Baggage Screening Systems Market Size, by Screening Automation Equipment, 2017-2040 (USD Million) 1627
Table 650. Russia Airport Baggage Screening Systems Market Size, by Screening Software, 2017-2040 (USD Million) 1627
Table 651. Russia Airport Baggage Screening Systems Market Size, by Detection Platform, 2017-2040 (USD Million) 1628
Table 652. Russia Airport Baggage Screening Systems Market Size, by Projection X-Ray Imaging, 2017-2040 (USD Million) 1628
Table 653. Russia Airport Baggage Screening Systems Market Size, by Interoperability Architecture, 2017-2040 (USD Million) 1629
Table 654. Russia Airport Baggage Screening Systems Market Size, by Screening Application, 2017-2040 (USD Million) 1629
Table 655. Russia Airport Baggage Screening Systems Market Size, by Purchasing Organization, 2017-2040 (USD Million) 1629
Table 656. Russia Airport Baggage Screening Systems Market Size, by System Integration, 2017-2040 (USD Million) 1630
Table 657. Russia Airport Baggage Screening Systems Market Size, by Image Review Location, 2017-2040 (USD Million) 1630
Table 658. Russia Airport Baggage Screening Systems Market Size, by Procurement Channel, 2017-2040 (USD Million) 1630
Table 659. Russia Airport Baggage Screening Systems Market Size, by Investment Purpose, 2017-2040 (USD Million) 1631
Table 660. Global Airport Baggage Screening Systems Market Share, by Key Player, 2025 1664
Table 661. Global Airport Baggage Screening Systems Market, Companies Covered 1706
Table 662. Global Airport Baggage Screening Systems Market, Key Experts 1730

Contributors

Shikha Sachan
Chief Executive Officer

A transformational leader with a strong focus on integrating new technology frameworks into market research. She focuses on reshaping business models in line with evolving technologies and geopolitical shifts, while actively engaging with decision-makers and experts to deliver trustworthy insights, strategic clarity, and lasting business value.

Shraddha Bhirud
Research Manager

With extensive experience in market intelligence, leads complex client engagements by overseeing multiple research projects from initiation to delivery. Strengthens research operations timely through standardized methods, process optimization, and cross-functional collaboration while supporting sales initiatives. Her commitment to quality, and client success ensures the delivery of actionable insights.

Shailesh Sachan
Research Lead

Leads market intelligence projects by guiding research analysts and ensuring accurate, insight-driven deliverables. Specializes in competitive benchmarking, market assessment, research planning, data validation, and project execution. Delivers high-quality outcomes through effective client coordination, structured workflows, and consistent adherence to project timelines and quality standards.

Vivek Paymode
Research Lead

Oversees end-to-end research engagements by mentoring analysts and delivering reliable market intelligence. Specializes in industry analysis, company profiling, trend evaluation, opportunity assessment, and quality assurance. Collaborates closely with clients and internal teams to ensure actionable insights that support informed strategic business decisions.

360iResearch

Founded in 2017, 360iResearch is a market research and business consulting company headquartered in India, with clients and focus markets spanning the globe.

We are a dynamic, nimble company that believes in carving ambitious, purposeful goals and achieving them with the backing of our greatest asset - our people.

Quick on our feet, we have our ear to the ground when it comes to market intelligence and volatility. Our market intelligence is diligent, real-time and tailored to your needs, and arms you with all the insight that empowers strategic decision-making.

Our clientele encompasses about 80% of the Fortune Global 500, and leading consulting and research companies and academic institutions that rely on our expertise in compiling data in niche markets. Our meta-insights are intelligent, impactful and infinite, and translate into actionable data that support your quest for enhanced profitability, tapping into niche markets, and exploring new revenue opportunities.

Global Information | RESEARCH AND MARKETS THE WORLD'S LARGEST MARKET RESEARCH STORE | Market Research.com

© 360iResearch 2026

All Rights Reserved. This document contains highly confidential information and is the sole property of 360iResearch. No part of it may be circulated, copied, quoted, or otherwise reproduced without the written approval of 360iResearch.